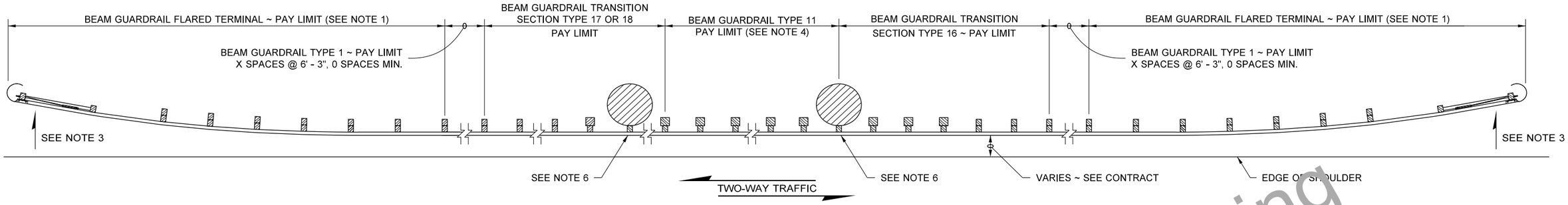

CASE 11A

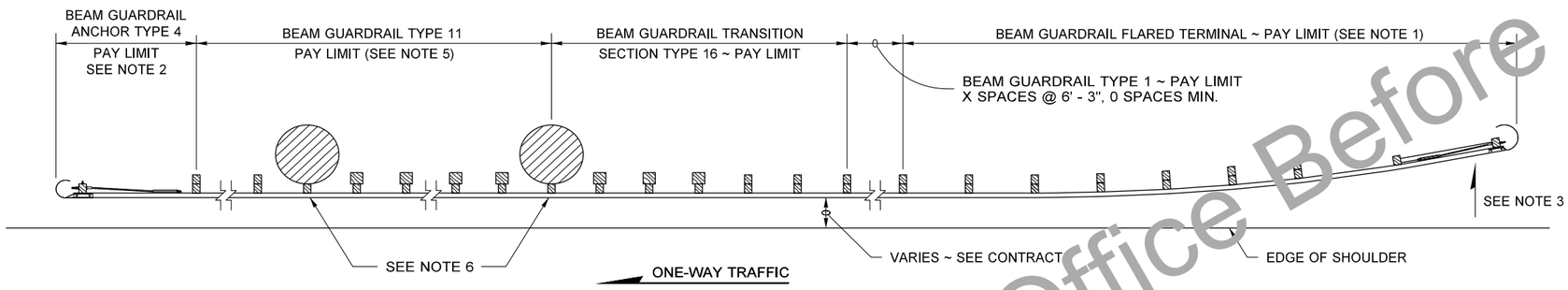

CASE 11B

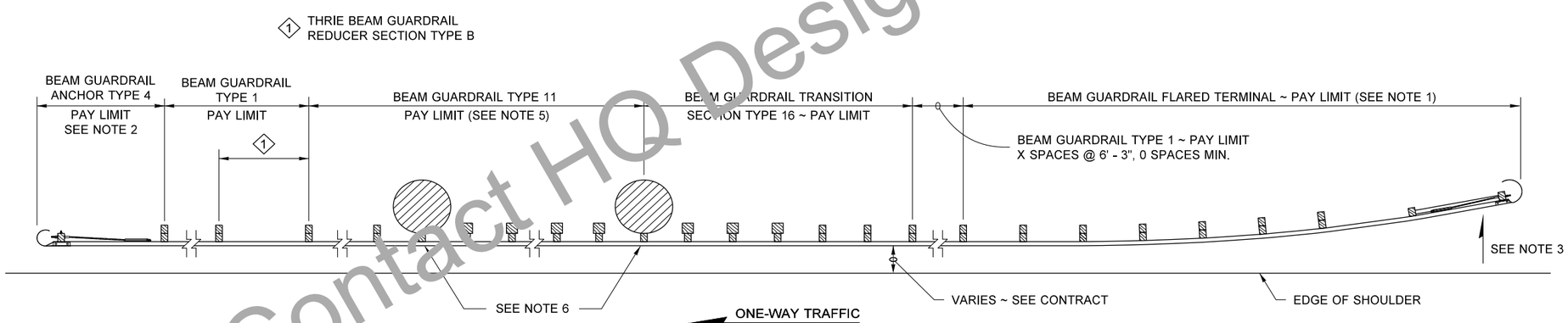

CASE 11C

NOTES

1. SRT TERMINAL SHOWN. FOR TERMINAL TYPE AND DETAILS SEE CONTRACT AND APPLICABLE **PLAN(S).**
2. BEAM GUARDRAIL ANCHOR TYPE 4 (W-BEAM) OR TYPE 4 (THRIE BEAM) REQUIRED.
3. THE SLOPE FROM THE EDGE OF THE SHOULDER INTO THE FACE OF THE GUARDRAIL SHOULD NOT EXCEED 10H : 1V WHEN THE GUARDRAIL IS WITHIN 2' - 0" FROM THE EDGE OF THE SHOULDER.
4. IF THE DISTANCE FROM END OF BEAM GUARDRAIL TYPE 11 TO THE STRUCTURE EXCEEDS 6' - 3" USING 12' - 6" THRIE BEAM SECTIONS, ADD A 6' - 3" NESTED SECTION OF THRIE BEAM WITH 10×10 POSTS, SPACED AT 3' - 1 1/2" MAXIMUM, AND BEGIN TRANSITION.
5. GUARDRAIL POST SPACING FOR BEAM GUARDRAIL TYPE 11 PAST THE END OF THE STRUCTURE SHALL BE SPACED AT 6' - 3" MAXIMUM WITH 6×8 POST AND STANDARD BLOCK.
6. ATTACH THE STANDARD WOOD BLOCK TO THE RAIL USING TWO 5/8" × 4" LAG BOLTS.

Contact HQ Design Office Before Using

TYPE 1 GUARDRAIL PLACEMENT (CASES 11a, 11b, & 11d)

FILE NAME	S:\Design R P& S\4-Standards\2-Plan Sheet Library\02-PSL Work in Progress\C series conversion\TB-c2e\TB-c2e.dgn									Plot 1
TIME	7:10:23 AM				REGION NO. 10	STATE WASH	FED.AID PROJ.NO.		Washington State Department of Transportation	PLAN REF NO TB-2e
DATE	8/2/2018									
PLOTTED BY	liddelf				JOB NUMBER					SHEET
DESIGNED BY										OF
ENTERED BY										
CHECKED BY					CONTRACT NO.		LOCATION NO.			SHEETS
PROJ. ENGR.										
REGIONAL ADM.		REVISION	DATE	BY				P.E. STAMP BOX DATE	P.E. STAMP BOX DATE	