

# Peak Hour Report

YEAR 2017

---



In cooperation with the  
United States Department of Transportation  
Federal Highway Administration

**Transportation Data, GIS & Modeling Office**  
[tdgmoptrprocessing@wsdot.wa.gov](mailto:tdgmoptrprocessing@wsdot.wa.gov)  
**(360) 570-2392 MS:47380**

## **TABLE OF CONTENT**

**Introduction**

**Statewide Map**

**Puget Sound Map**

**Site Index**

**Design Hour Factor**

**Factor Support Sheet**

**Data Summary**

**Site Data By Number**

**Glossary**

## **Introduction**

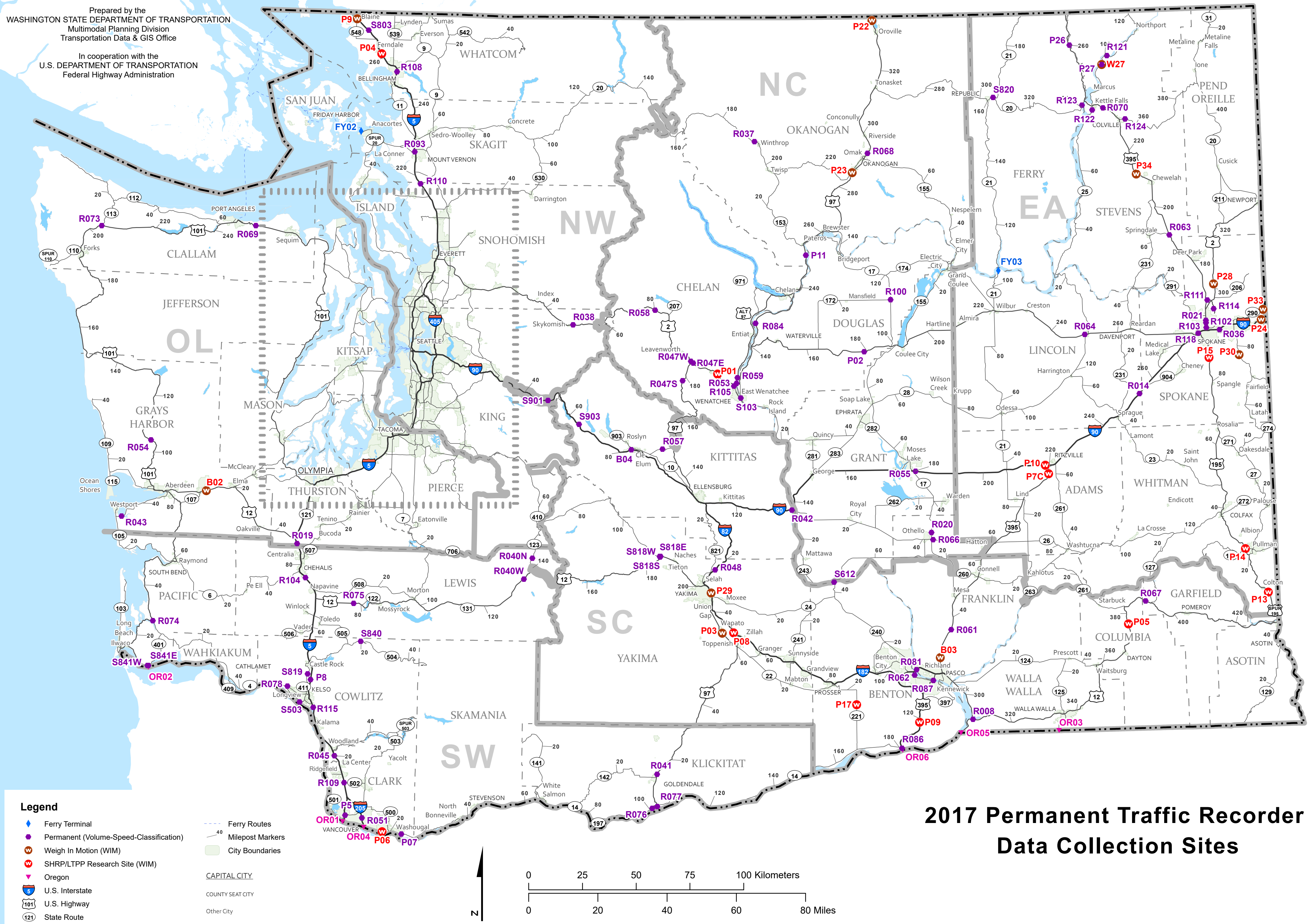
**The Washington State Department of Transportation (WSDOT) is responsible for the administration of approximately 7,000 miles of roadway, involving large annual expenditures for planning, design, construction, and maintenance. This requires having reliable and current traffic volume and speed information, vehicle type classification information, and travel statistics throughout the state.**

The *Peak Hour Report* lists the top 200 highest volume hours for the year at permanent traffic recorders around the state. Traffic volumes for these hours are provided in both actual terms and as a percentage of Annual Average Daily Traffic (referred to as the K factor). Also provided for each hour is the percentage of total traffic occurring in the highest volume direction (referred to as the D factor). This information is used by engineers and planners to estimate future volumes and design highway features.

For a given permanent traffic recorder, the “design hour factor” will usually represent the 30<sup>th</sup> highest hour, although when a location displays an atypically strong seasonal variation in traffic volumes then a lower volume hour may be more appropriate. This report provides a summary page that lists average design hour factors by various categorizations. These can be used by planners and engineers when a design hour factor is required but a permanent traffic recorder is not available near the area of interest.

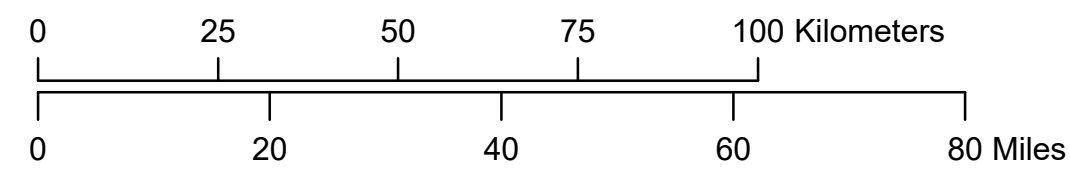
Prepared by the  
 WASHINGTON STATE DEPARTMENT OF TRANSPORTATION  
 Multimodal Planning Division  
 Transportation Data & GIS Office

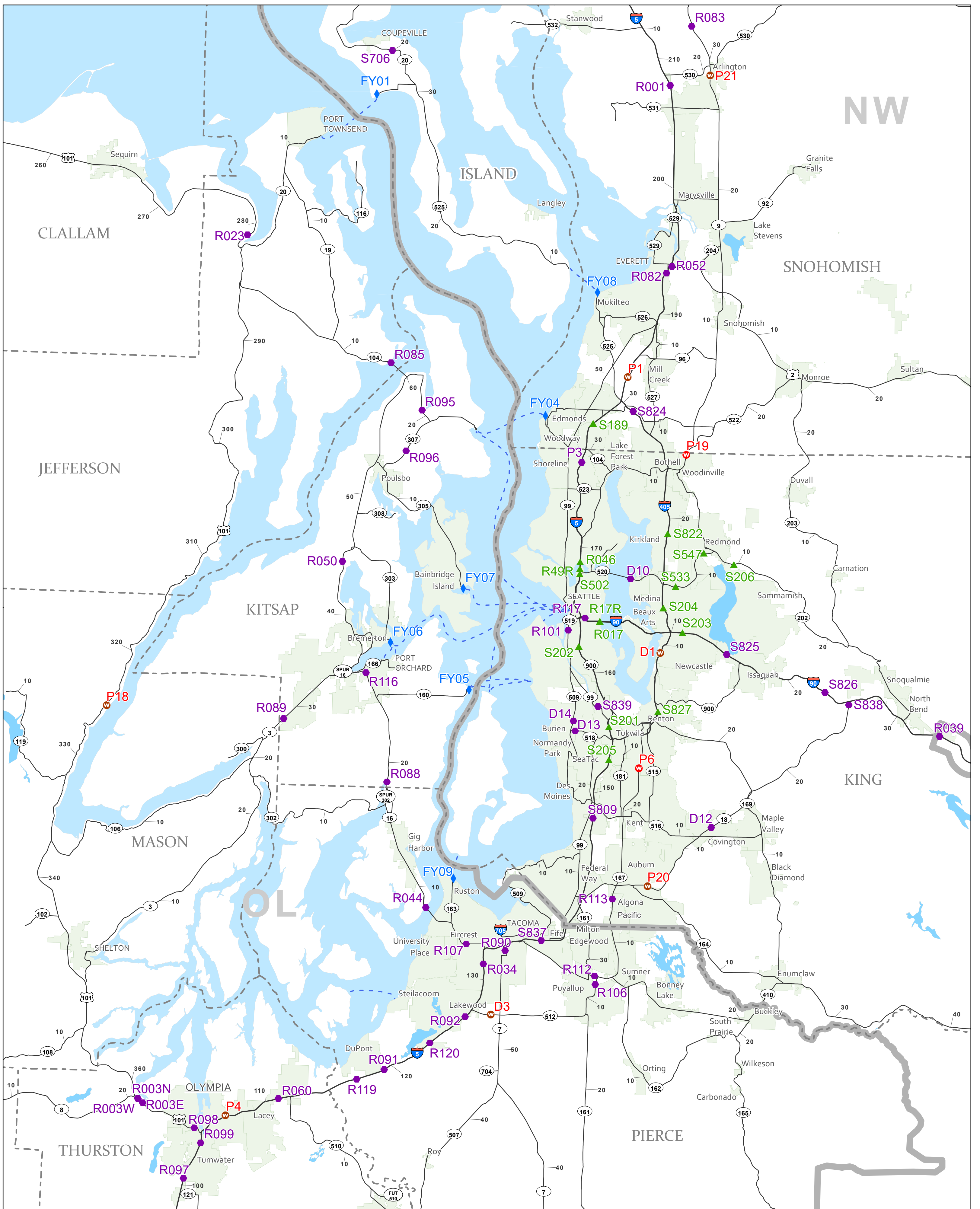
In cooperation with the  
 U.S. DEPARTMENT OF TRANSPORTATION  
 Federal Highway Administration



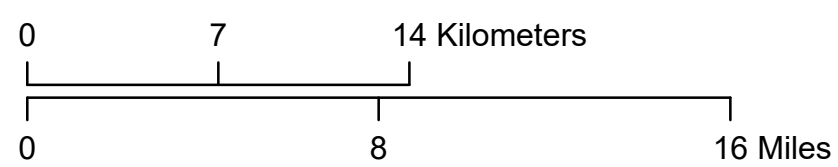
## 2017 Permanent Traffic Recorder Data Collection Sites

- Legend**
- ◆ Ferry Terminal
  - Permanent (Volume-Speed-Classification)
  - ⊙ Weigh In Motion (WIM)
  - ⊙ SHRP/LTPP Research Site (WIM)
  - ▲ Oregon
  - 5 U.S. Interstate
  - 101 U.S. Highway
  - 121 State Route
  - Ferry Routes
  - Milepost Markers
  - City Boundaries
  - CAPITAL CITY
  - COUNTY SEAT CITY
  - Other City





# 2017 Permanent Traffic Recorder Data Collection Sites



- Legend**
- ◆ Ferry Terminal
  - ▲ Northwest Region Volume Recorder
  - Permanent (Volume-Speed-Classification)
  - ⊙ Weigh In Motion (WIM)
  - ⊙ SHRP/LTPP Research Site (WIM)
  - 5 U.S. Interstate
  - 101 U.S. Highway
  - 121 State Route
  - Ferry Routes
  - Milepost Markers
  - City Boundaries
  - CAPITAL CITY
  - COUNTY SEAT CITY
  - Other City

[Click on ID](#)

(Sorted on SR)

### SITE INDEX - PEAK HOUR REPORT 2017

Site ID	Site Area	State Route	Mile Post	Location Description	Region Office	Geographic Region	Rural Urban	Rec-reation	Data Status
<a href="#">R052</a>	EVERETT	002	0.26	E/O I-5 I/C	NW	Western	U		
R038	SKYKOMISH	002	50.12	E/O OLD CASCADE HIGHWAY	NW	Western	R		No Data
<a href="#">R058</a>	NASON CREEK	002	80.20	E/O NASON RIDGE ROAD	NC	Eastern	R	Yes	
<a href="#">R047W</a>	PESHASTIN	002	103.92	W/O GREEN AND SAUNDERS ROADS	NC	Eastern	R		
<a href="#">R047E</a>	DRYDEN	002	104.84	E/O US 97	NC	Eastern	R		
<a href="#">P01</a>	CASHMERE	002	113.10	W/O RED APPLE ROAD	NC	Eastern	R		
<a href="#">R053</a>	WENATCHEE	002	119.77	E/O US 97 AR I/C	NC	Eastern	U		
<a href="#">P02</a>	COULEE CITY	002	179.10	E/O J SE	NC	Eastern	R	Yes	
<a href="#">R064</a>	DAVENPORT	002	250.50	W/O GUNNING RD	EA	Eastern	R		
<a href="#">R021</a>	SPOKANE	002	289.79	N/O WALTON AVENUE	EA	Eastern	U		
<a href="#">P28</a>	CHATTAROY	002	301.40	S/O NORWOOD ROAD	EA	Eastern	R		
<a href="#">R089</a>	BELFAIR	003	28.68	S/O LAKE FLORA ROAD	OL	Western	U		
<a href="#">R050</a>	SILVERDALE	003	44.33	N/O NEWBERRY HILL I/C	OL	Western	U		
<a href="#">R078</a>	LONGVIEW	004	55.05	W/O SR 432 AND COAL CREEK ROAD	SW	Western	R		
<a href="#">P5</a>	VANCOUVER	005	1.98	S/O SR 500 NE 39TH STREET I/C	SW	Western	U		
<a href="#">R109</a>	BATTLE GROUND	005	11.65	N/O SR 502 I/C	SW	Western	R		
<a href="#">R045</a>	WOODLAND	005	20.14	S/O SR 503 I/C	SW	Western	U		
<a href="#">R115</a>	KELSO	005	35.88	S/O SR 432 I/C	SW	Western	U		
<a href="#">P8</a>	KELSO	005	44.30	N/O KELSO WEIGH STATION	SW	Western	R		
<a href="#">R104</a>	CHEHALIS	005	75.35	N/O LABREE ROAD I/C	SW	Western	U		
<a href="#">R019</a>	GRAND MOUND	005	85.57	S/O US 12 I/C	OL	Western	R		
<a href="#">R097</a>	TUMWATER	005	100.54	S/O TUMWATER BLVD I/C	OL	Western	U		
<a href="#">R099</a>	TUMWATER	005	104.04	N/O DESCHUTES PARKWAY OFF RAMP	OL	Western	U		
<a href="#">P4</a>	OLYMPIA	005	106.70	S/O PACIFIC AVENUE I/C	OL	Western	U		
<a href="#">R060</a>	LACEY	005	110.03	S/O SR 510 I/C	OL	Western	U		
R119	FORT LEWIS	005	117.18	N/O MOUNTS RD I/C	OL	Western	R		No Data
<a href="#">R091</a>	DUPONT	005	119.39	N/O DUPONT I/C	OL	Western	U		
<a href="#">R120</a>	LAKEWOOD	005	123.43	S/O THORNE LANE I/C	OL	Western	U		
<a href="#">R092</a>	LAKEWOOD	005	126.18	S/O SR 512 I/C	OL	Western	U		
R034	TACOMA	005	131.18	N/O S 56TH STREET I/C	OL	Western	U		No Data
<a href="#">S837</a>	FIFE	005	136.80	S/O SR 99 I/C	OL	Western	U		
<a href="#">S809</a>	KENT	005	148.07	S/O SR 516 I/C	NW	Western	U		
<a href="#">S205</a>	TUKWILA	005	153.48	S/O SR 405/SR 518 I/C	NW	Western	U		
S201	TUKWILA	005	155.69	N/O SR 405/SR 518 I/C	NW	Western	U		No Data
S202	SEATTLE	005	162.35	N/O CORSON AVENUE I/C	NW	Western	U		No Data
<a href="#">R046</a>	SEATTLE	005	168.84	S/O NE 45TH STREET I/C	NW	Western	U		
<a href="#">P3</a>	SHORELINE	005	176.72	AT NE 185TH STREET UXING	NW	Western	U		
S189	MT LAKE TERRACE	005	179.88	N/O 220TH STREET SW I/C	NW	Western	U		No Data
<a href="#">P1</a>	EVERETT	005	184.48	N/O 164TH STREET SW I/C	NW	Western	U		
<a href="#">R082</a>	EVERETT	005	193.07	S/O PACIFIC AVENUE I/C	NW	Western	U		
<a href="#">R001</a>	MARYSVILLE	005	207.76	S/O SR 530 I/C	NW	Western	R		
<a href="#">R110</a>	CONWAY	005	217.17	S/O STARBIRD RD I/C	NW	Western	R		
<a href="#">R093</a>	MOUNT VERNON	005	226.96	N/O SR 536 I/C	NW	Western	U		
<a href="#">R108</a>	BELLINGHAM	005	253.81	N/O IOWA STREET I/C	NW	Western	U		
<a href="#">P04</a>	FERNDAL	005	261.33	N/O SLATER ROAD I/C	NW	Western	U		
<a href="#">S803</a>	CUSTER	005	269.41	S/O BIRCH BAY/LYNDEN ROAD I/C	NW	Western	R		
<a href="#">P9</a>	BLAINE	005	274.17	N/O PEACE PORTAL DRIVE I/C	NW	Western	U		
<a href="#">R090</a>	TACOMA	007	58.20	N/O 38TH STREET I/C	OL	Western	U		
<a href="#">R003W</a>	OLYMPIA	008	20.67	AT US 101 BRIDGE	OL	Western	U		
<a href="#">P21</a>	ARLINGTON	009	28.75	N/O HIGHLAND DRIVE	NW	Western	U		

[Click on ID](#)

(Sorted on SR)

**SITE INDEX - PEAK HOUR REPORT 2017**

Site ID	Site Area	State Route	Mile Post	Location Description	Region Office	Geographic Region	Rural Urban	Rec-reation	Data Status
<a href="#">R083</a>	BRYANT	009	32.98	N/O 53RD AVE NE	NW	Western	R		
<a href="#">B02</a>	BRADY	012	12.30	W/O MONTE BRADY LOOP ROAD WYE CONN	OL	Western	U		
<a href="#">R075</a>	SALKUM	012	77.78	E/O KENNEDY ROAD	SW	Western	R		
<a href="#">R040W</a>	PACKWOOD	012	135.10	W/O COAL CREEK BRIDGE	SW	Western	R	Yes	
<a href="#">S818S</a>	WHITE PASS	012	185.25	S/O SR 410 I/C	SC	Eastern	R	Yes	
<a href="#">S818E</a>	NACHES	012	185.62	E/O SR 410	SC	Eastern	R	Yes	
<a href="#">R008</a>	WALLULA	012	307.90	E/O US 730 WALLULA SPUR	SC	Eastern	R		
<a href="#">P05</a>	DAYTON	012	376.98	W/O TUCANNON RIVER BRIDGE	SC	Eastern	R		
<a href="#">R067</a>	POMEROY	012	389.71	W/O PATAHA CREEK BRIDGE	SC	Eastern	R		
<a href="#">P06</a>	CAMAS	014	11.90	E/O ALPINE RD	SW	Western	U		
<a href="#">P07</a>	WASHOUGAL	014	17.70	E/O 32ND STREET	SW	Western	U		
<a href="#">R076</a>	MARYHILL	014	100.64	W/O SR 14 MARYHILL SPUR	SW	Eastern	R		
<a href="#">R077</a>	STONEHENGE	014	102.27	W/O MARYHILL ROAD	SW	Eastern	R		
<a href="#">R107</a>	TACOMA	016	1.63	W/O UNION AVENUE I/C	OL	Western	U		
<a href="#">R044</a>	TACOMA	016	8.43	W/O TACOMA NARROWS BR	OL	Western	U		
<a href="#">R088</a>	BURLEY	016	18.65	N/O SR 302 PURDY SPUR	OL	Western	R		
<a href="#">R116</a>	PORT ORCHARD	016	27.09	W/O CLIFTON RD I/C	OL	Western	U		
<a href="#">R020</a>	OTHELLO	017	30.37	S/O LEE ROAD	NC	Eastern	R		
<a href="#">R100</a>	MANSFIELD	017	112.25	N/O SR 172	NC	Eastern	R		
<a href="#">P20</a>	AUBURN	018	5.26	E/O SR 164 I/C	NW	Western	U		
<a href="#">D12</a>	COVINGTON	018	12.55	AT 180TH AVENUE SE UXING	NW	Western	U		
<a href="#">S838</a>	ECHO GLEN	018	27.62	S/O SE 104TH ST	NW	Western	R		
<a href="#">S706</a>	COUPEVILLE	020	20.02	E/O RHODODENDRON PARK	NW	Western	R		
<a href="#">R037</a>	WINTHROP	020	191.90	W/O RADER ROAD	NC	Eastern	R	Yes	
<a href="#">S820</a>	REPUBLIC	020	304.60	W/O FAIRGROUNDS ROAD	EA	Eastern	R		
<a href="#">R123</a>	SHERMAN PASS	020	340.64	E/O MELLEBERGER RD	EA	Eastern	R		
<a href="#">R124</a>	EAST COLVILLE	020	356.01	E/O EVERGREEN RD	EA	Eastern	R		
<a href="#">S612</a>	VERNITA	024	43.50	AT COLUMBIA RIVER BRIDGE	SC	Eastern	R		
<a href="#">R122</a>	KETTLE FALLS	025	79.88	S/O HILLCREST LOOP RD	EA	Eastern	R		
<a href="#">P27</a>	BOSSBURG	025	97.00	N/O BOSSBURG ROAD	EA	Eastern	R		
<a href="#">R121</a>	NORTHPORT	025	100.60	N/O WILLIAMS LAKE RD	EA	Eastern	R		
<a href="#">R066</a>	OTHELLO	026	43.06	E/O SR 17 I/C	NC	Eastern	R	Yes	
<a href="#">P30</a>	SPOKANE VALLEY	027	77.30	S/O GIBBS ROAD	EA	Eastern	R		
<a href="#">R048</a>	SELAH	082	24.83	E/O SELAH CREEK REST AREA ON RAMP	SC	Eastern	R		
<a href="#">P29</a>	YAKIMA	082	34.02	NW/O SR 24 I/C	SC	Eastern	U		
<a href="#">P08</a>	BUENA	082	48.50	W/O SR 22 I/C	SC	Eastern	R		
<a href="#">P09</a>	PLYMOUTH	082	121.20	W/O COFFIN ROAD I/C	SC	Eastern	R		
<a href="#">R086</a>	UMATILLA	082	132.03	E/O SR 14 I/C	SC	Eastern	R		
<a href="#">R117</a>	SEATTLE	090	2.98	W/O RAINIER AVE I/C	NW	Western	U		
<a href="#">R017</a>	SEATTLE	090	4.22	AT EAST END OF MT BAKER TUNNEL	NW	Western	U		No Data
<a href="#">S203</a>	BELLEVUE	090	10.82	E/O I-405 I/C	NW	Western	U		
<a href="#">S825</a>	ISSAQUAH	090	14.65	W/O SR 900 I/C	NW	Western	U		
<a href="#">S826</a>	PRESTON	090	23.54	E/O JONES ROAD I/C	NW	Western	R		
<a href="#">R039</a>	NORTH BEND	090	33.56	W/O 468TH AVENUE SE I/C	SC	Western	U		
<a href="#">S901</a>	TINKHAM	090	47.71	AT TINKHAM ROAD UXING	SC	Western	R		No Data
<a href="#">S903</a>	CABIN CREEK	090	63.98	AT CABIN CREEK ROAD UXING	SC	Eastern	R		
<a href="#">B04</a>	CLE ELUM	090	82.70	W/O W FIRST STREET I/C	SC	Eastern	R		
<a href="#">R042</a>	VANTAGE	090	136.59	E/O HUNTZINGER ROAD I/C	SC	Eastern	R		
<a href="#">R055</a>	MOSES LAKE	090	180.33	E/O SR 17 I/C	NC	Eastern	R		
<a href="#">P10</a>	RITZVILLE	090	218.83	W/O US 395 I/C	EA	Eastern	R		

[Click on ID](#)

(Sorted on SR)

**SITE INDEX - PEAK HOUR REPORT 2017**

Site ID	Site Area	State Route	Mile Post	Location Description	Region Office	Geographic Region	Rural Urban	Rec-reation	Data Status
R014	FISHTRAP	090	254.23	E/O FISHTRAP ROAD I/C	EA	Eastern	R		No Data
R118	SPOKANE	090	278.80	E/O SR 2 I/C	EA	Eastern	U		
R036	SPOKANE VALLEY	090	285.23	W/O SPRAGUE AVENUE I/C	EA	Eastern	U		
P24	SPOKANE	090	298.79	W/O SPOKANE BRIDGE ROAD I/C	EA	Eastern	U		
R041	GOLDENDALE	097	13.41	N/O STATE FRONTAGE ROAD	SW	Eastern	R		
P03	WAPATO	097	66.30	S/O PROGRESSIVE ROAD WYE CONN	SC	Eastern	R		
R047S	BLEWETT PASS	097	178.19	S/O OLD BLEWETT ROAD	NC	Eastern	R		
R084	ORONDO	097	220.55	N/O BRAYS ROAD	NC	Eastern	R		
P11	PATEROS	097	250.35	N/O STARR ROAD	NC	Eastern	R		
P23	OKANOGAN	097	286.16	S/O SR 20	NC	Eastern	R		
R068	OMAK	097	293.42	N/O COPPLE ROAD	NC	Eastern	R		
P22	OROVILLE	097	335.30	S/O SHIRLEY ROAD	NC	Eastern	R		
R059	ROCKY REACH	097AR	201.53	N/O OHME GARDEN AND WAREHOUSE ROADS	NC	Eastern	U		
R101	SEATTLE	099	29.37	N/O SPOKANE STREET BRIDGE	NW	Western	U		
S841NW	ASTORIA/CHINOOK	101	0.60	NW/O SR 401 I/C	SW	Western	R		
R074	NEMAH	101	30.00	N/O SR 4	SW	Western	R	Yes	
R054	HUMPTULIPS	101	104.55	S/O HENSEL ROAD	OL	Western	R		
R073	SAPPHO	101	204.00	E/O SR 113/BURNT MOUNTAIN ROAD	OL	Western	R		
R069	PORT ANGELES	101	254.35	EAST OF LAKE FARM ROAD	OL	Western	U		
R023	DISCOVERY BAY	101	281.15	S/O ORCAS AND HOLLAND DRIVES	OL	Western	R		
P18	LILLIWAUP	101	324.80	S/O EAGLE CREEK BRIDGE	OL	Western	R		
R003N	OLYMPIA	101	361.37	N/O SR 8	OL	Western	U		
R003E	OLYMPIA	101	362.01	E/O SR 8	OL	Western	U		
R098	OLYMPIA	101	366.77	E/O COOPER POINT RD I/C	OL	Western	U		
R085	HOOD CANAL	104	13.92	AT HOOD CANAL BRIDGE	OL	Western	R		
R095	PORT GAMBLE	104	19.48	W/O OLD PORT GAMBLE ROAD WYE CONN	OL	Western	R		
R043	WESTPORT	105	31.92	AT ELK RIVER BRIDGE	OL	Western	R		
R040N	OHANAPECOSH	123	3.88	N/O ENTRANCE / EXIT OHANAPECOSH CAMPGRC	SW	Western	R	Yes	
R112	FORT MALONE	167	5.71	S/O SR 512 I/C	OL	Western	U		
R113	ALGONA	167	13.30	S/O 15TH STREET SW I/C	NW	Western	U		
P6	KENT	167	23.70	N/O S 212TH STREET I/C	NW	Western	U		
R081	PASCO	182	6.34	AT COLUMBIA RIVER BRIDGE	SC	Eastern	U		
P13	UNIONTOWN	195	6.01	S/O BAUER RD NO 9440	EA	Eastern	R		
P14	PULLMAN	195	22.20	S/O SR 270	EA	Eastern	R		
P15	SPANGLE	195	87.70	N/O WASHINGTON ROAD	EA	Eastern	R		
S206	REDMOND	202	9.65	W/O 204TH PLACE NE	NW	Western	U		
R051	VANCOUVER	205	29.85	N/O MILL PLAIN I/C	SW	Western	U		
P17	PROSSER	221	13.10	S/O SELLARDS ROAD	SC	Eastern	R		
R062	RICHLAND	240	37.20	W/O COLUMBIA PARK TRAIL I/C	SC	Eastern	U		
S103	EAST WENATCHEE	285	0.40	AT COLUMBIA RIVER BRIDGE	NC	Eastern	U		
R105	WENATCHEE	285	4.51	AT WENATCHEE RIVER BRIDGE	NC	Eastern	U		
P33	NEWMAN LAKE	290	17.66	W/O IDAHO ROAD	EA	Eastern	R		
R096	POULSBO	307	2.31	S/O NE GUNDERSON ROAD	OL	Western	R		
R087	KENNEWICK	395	18.58	AT COLUMBIA RIVER BRIDGE	SC	Eastern	U		
B03	PASCO	395	27.20	S/O VINEYARD DR	SC	Eastern	R		
R061	ELTOPIA	395	36.24	N/O E ELM ROAD	SC	Eastern	R		
P7C	RITZVILLE	395	93.01	S/O I-90 I/C	EA	Eastern	R		
R063	LOON LAKE	395	190.29	S/O SR 292	EA	Eastern	R		
P34	CHEWELAH	395	212.65	S/O IMMEL RD	EA	Eastern	R		
R070	KETTLE FALLS	395	235.60	S/O PINGSTON ROAD	EA	Eastern	R		



[Click on ID](#)

(Sorted on SR)

**SITE INDEX - PEAK HOUR REPORT 2017**

Site ID	Site Area	State Route	Mile Post	Location Description	Region Office	Geographic Region	Rural Urban	Rec-reation	Data Status
<a href="#">P26</a>	ORIENT	395	260.00	S/O LOUISE AVENUE	EA	Eastern	R		
<a href="#">R111</a>	WANDEMERE	395SPNSC	167.18	W/O FARWELL ROAD I/C	EA	Eastern	U		
<a href="#">R114</a>	SPOKANE	395SPNSC	163.98	S/O PARKSMITH DRIVE I/C	EA	Eastern	U		
<a href="#">S841NE</a>	ASTORIA/MEGLER	401	0.15	NE/O SR101	SW	Western	R		
<a href="#">S827</a>	RENTON	405	4.96	N/O SUNSET BLVD NE	NW	Western	U		
<a href="#">D1</a>	BELLEVUE	405	9.26	AT 112TH AVENUE SE UXING	NW	Western	U		
<a href="#">S204</a>	BELLEVUE	405	13.04	N/O SE 8TH STREET I/C	NW	Western	U		No Data
<a href="#">S822</a>	KIRKLAND	405	18.70	N/O NE 85TH STREET I/C	NW	Western	U		
<a href="#">S824</a>	BOTHELL	405	28.99	N/O SR 527 I/C	NW	Western	U		
<a href="#">S818W</a>	CHINOOK PASS	410	116.26	W/O SR 12 I/C	SC	Eastern	R	Yes	
<a href="#">S819</a>	LEXINGTON	411	7.97	S/O SANDY BEND ROAD	SW	Western	R		
<a href="#">S503</a>	LONGVIEW	433	0.70	AT COLUMBIA RIVER BRIDGE	SW	Western	U		
<a href="#">S840</a>	KID VALLEY	504	19.43	E/O PRIVATE ROAD 1900	SW	Western	R	Yes	
<a href="#">D14</a>	BURIEN	509	26.37	N/O SR 518 I/C	NW	Western	U		
<a href="#">D3</a>	PARKLAND	512	1.53	W/O SR 7 I/C	OL	Western	U		
<a href="#">R106</a>	PUYALLUP	512	11.43	E/O PIONEER AVENUE I/C	OL	Western	U		
<a href="#">D13</a>	BURIEN	518	0.35	E/O SR 509 I/C	NW	Western	U		No Data
<a href="#">S502</a>	SEATTLE	520	0.00	AT SR 520 BEGIN ROUTE	NW	Western	U		
<a href="#">D10</a>	SEATTLE	520	4.00	W/O EVERGREEN POINT ROAD TRANSIT STATIOI	NW	Western	U		
<a href="#">S533</a>	BELLEVUE	520	7.93	W/O 148TH AVENUE NE I/C	NW	Western	U		
<a href="#">S547</a>	REDMOND	520	12.01	E/O W LAKE SAMMAMISH PKWY I/C	NW	Western	U		
<a href="#">P19</a>	WOODINVILLE	522	13.30	W/O SR 9 I/C	NW	Western	U		
<a href="#">S839</a>	TUKWILA	599	1.15	E/O SR 99 I/C	NW	Western	U		
<a href="#">R057</a>	TEANAWAY	970	6.85	W/O TEANAWAY ROAD	SC	Eastern	R	Yes	

**PEAK HOUR REPORT 2017**  
**AVERAGE DESIGN HOUR FACTORS AS A PERCENT OF AADT**

STATEWIDE AVERAGE OF 163 TOTAL LOCATIONS      DESIGN FACTOR AVG 11.11 %  
STATEWIDE AVERAGE OF 85 RURAL LOCATIONS      DESIGN FACTOR AVG 13.01 %  
STATEWIDE AVERAGE OF 78 URBAN LOCATIONS      DESIGN FACTOR AVG 9.03 %

0-2,500 AADT =      15.75 %      7 RECREATIONAL      &      16 OTHER RURAL LOCATIONS  
2,500-5,000 AADT =      13.85 %      4 RECREATIONAL      &      10 OTHER RURAL      &      0 URBAN LOCATIONS  
5,000-10,000 AADT =      12.36 %      1 RECREATIONAL      &      19 OTHER RURAL      &      3 URBAN LOCATIONS  
10,000-20,000 AADT =      11.55 %                               13 RURAL      &      4 URBAN LOCATIONS  
20,000-50,000 AADT =      10.34 %                                    8 RURAL      &      15 URBAN LOCATIONS  
50,000-100,000 AADT =      9.16 %                                    7 RURAL      &      28 URBAN LOCATIONS  
100,000-200,000 AADT =      7.77 %                                    0 RURAL      &      24 URBAN LOCATIONS  
Over 200,000 AADT =      7.16 %                                                   4 URBAN LOCATIONS

**WESTERN WASHINGTON**

AVERAGE OF 92 LOCATIONS      DESIGN FACTOR 9.99 %  
AVERAGE OF 28 RURAL LOCATIONS      DESIGN FACTOR 12.85 %  
AVERAGE OF 64 URBAN LOCATIONS      DESIGN FACTOR 8.74 %

**EASTERN WASHINGTON**

AVERAGE OF 71 LOCATIONS      DESIGN FACTOR 12.55 %  
AVERAGE OF 57 RURAL LOCATIONS      DESIGN FACTOR 13.09 %  
AVERAGE OF 14 URBAN LOCATIONS      DESIGN FACTOR 10.36 %

NOTE: K 100 was used at 12 RECREATIONAL LOCATIONS      AVERAGE 18.88 %

## PEAK HOUR REPORT 2017

(Sorted by AADT)

### Factor Support Sheet

0 - 2500 AADT			AADT	K30 FACTOR	K100 FACTOR	DESIGN FACTOR	D-FACTOR	URBAN	RURAL	K-REC	LOCATION	
SITE	SR	MP										
P27	25	97.00	360	13.89	11.94	13.89	66.00		R		Eastern	
P26	395	260.00	571	16.64	13.13	16.64	55.79		R		Eastern	
R100	17	112.25	647	12.98	11.59	12.98	51.19		R		Eastern	
P02	2	179.10	695	21.15	17.99	17.99	63.95		R	K	Eastern	
S840	504	19.43	796	37.19	30.65	30.65	80.41		R	K	Western	
R121	25	100.60	836	12.08	10.65	12.08	65.35		R		Eastern	
R040N	123	3.88	1,294	23.80	18.32	18.32	75.65		R	K	Western	
R077	14	102.27	1,401	16.13	13.20	16.13	62.39		R		Eastern	
R122	25	79.88	1,465	13.11	12.15	13.11	55.21		R		Eastern	
R123	20	340.64	1,597	12.65	11.65	12.65	53.47		R		Eastern	
P22	97	335.30	1,734	13.67	12.40	13.67	52.32		R		Eastern	
R067	12	389.71	1,914	13.64	12.28	13.64	50.96		R		Eastern	
P05	12	376.98	1,979	12.89	11.82	12.89	54.12		R		Eastern	
R037	20	191.90	2,001	23.14	18.84	18.84	50.54		R	K	Eastern	
S818W	410	116.26	2,075	23.04	18.07	18.07	56.07		R	K	Eastern	
R040W	12	135.10	2,109	23.66	18.40	18.40	51.50		R	K	Western	
R076	14	100.64	2,175	16.60	13.43	16.60	76.45		R		Eastern	
S820	20	304.60	2,251	12.84	11.55	12.84	52.60		R		Eastern	
R083	9	32.98	2,280	15.18	13.11	15.18	55.49		R		Western	
R054	101	104.55	2,412	13.14	12.15	13.14	66.56		R		Western	
P17	221	13.10	2,439	12.22	11.28	12.22	63.42		R		Eastern	
S818S	12	185.25	2,444	26.72	21.48	21.48	51.15		R	K	Eastern	
R124	20	356.01	2,461	10.85	10.16	10.85	65.92		R		Eastern	
<b>23</b>	<b>Totals/Averages</b>		<b>1,649</b>	<b>17.27</b>	<b>14.62</b>	<b>15.75</b>	<b>59.85</b>	<b>0</b>	<b>23</b>	<b>7</b>	<b>18</b>	<b>5</b>

## PEAK HOUR REPORT 2017

### Factor Support Sheet

(Sorted by AADT)

2,500 - 5,000 AADT												
SITE	SR	MP	AADT	K30 FACTOR	K100 FACTOR	DESIGN FACTOR	D-FACTOR	URBAN	RURAL	K-REC	LOCATION	
R073	101	204.00	2,694	15.14	13.66	15.14	54.17		R			Western
R074	101	30.00	2,734	19.13	16.79	16.79	53.92		R	K		Western
S841NE	401	0.15	2,745	15.48	13.70	15.48	51.76		R			Western
P18	101	324.80	2,786	17.84	14.36	17.84	53.72		R			Western
R066	26	43.06	2,918	19.02	14.74	14.74	81.98		R	K		Eastern
R064	2	250.50	3,019	12.16	11.20	12.16	57.22		R			Eastern
S819	411	7.97	3,390	10.15	9.68	10.15	72.67		R			Western
P14	195	22.20	3,813	11.41	10.31	11.41	50.11		R			Eastern
P23	97	286.16	4,136	10.42	9.14	10.42	66.82		R			Eastern
S818E	12	185.62	4,304	23.28	18.54	18.54	56.59		R	K		Eastern
R058	2	80.20	4,707	19.84	17.10	17.10	61.67		R	K		Eastern
S612	24	43.50	4,806	11.51	10.59	11.51	64.20		R			Eastern
P11	97	250.35	4,841	11.69	10.80	11.69	59.36		R			Eastern
P13	195	6.01	4,842	10.90	10.24	10.90	57.20		R			Eastern
<b>14</b>	<b>Totals/Averages</b>		<b>3,695</b>	<b>14.86</b>	<b>12.92</b>	<b>13.85</b>	<b>60.10</b>	<b>0</b>	<b>14</b>	<b>4</b>	<b>9</b>	<b>5</b>

## PEAK HOUR REPORT 2017

(Sorted by AADT)

### Factor Support Sheet

5,000 - 10,000 AADT												
SITE	SR	MP	AADT	K30 FACTOR	K100 FACTOR	DESIGN FACTOR	D-FACTOR	URBAN	RURAL	K-REC	LOCATION	
R057	970	6.85	5,128	18.64	15.64	15.64	59.62		R	K	Eastern	
R084	97	220.55	5,156	11.89	10.98	11.89	51.39		R		Eastern	
R041	97	13.41	5,306	13.83	12.12	13.83	53.27		R		Eastern	
R043	105	31.92	5,372	12.58	11.21	12.58	55.03		R		Western	
R078	4	55.05	5,432	10.71	9.65	10.71	59.97		R		Western	
R068	97	293.42	5,575	10.65	9.88	10.65	58.42		R		Eastern	
R095	104	19.48	5,791	12.52	10.90	12.52	53.79		R		Western	
R047S	97	178.19	6,221	17.47	14.87	17.47	70.38		R		Eastern	
P30	27	77.30	6,301	10.68	9.95	10.68	53.49		R		Eastern	
P34	395	212.65	6,657	10.65	9.81	10.65	52.05		R		Eastern	
S841NW	101	0.60	6,692	14.15	12.75	14.15	62.09		R		Western	
R020	17	30.37	7,093	9.88	9.35	9.88	58.77		R		Eastern	
R075	12	77.78	7,395	12.13	11.01	12.13	60.76		R		Western	
R059	097AR	201.53	7,549	13.26	12.08	13.26	63.34	U			Eastern	
R008	12	307.90	7,592	11.13	10.10	11.13	50.77		R		Eastern	
R070	395	235.60	8,037	10.68	10.24	10.68	54.90		R		Eastern	
P07	14	17.70	8,064	16.56	13.96	16.56	54.31	U			Western	
P7C	395	93.01	8,211	12.59	11.22	12.59	53.87		R		Eastern	
R111	395SPNSC	167.18	8,496	11.83	11.42	11.83	73.43	U			Eastern	
P15	195	87.70	8,711	10.70	9.69	10.70	53.00		R		Eastern	
S706	20	20.02	8,820	10.37	9.84	10.37	53.22		R		Western	
R063	395	190.29	9,228	11.00	10.12	11.00	59.80		R		Eastern	
P33	290	17.66	9,605	13.42	12.36	13.42	61.52		R		Eastern	
<b>23</b>	<b>Totals/Averages</b>		<b>7,062</b>	<b>12.49</b>	<b>11.27</b>	<b>12.36</b>	<b>57.70</b>	<b>3</b>	<b>20</b>	<b>1</b>	<b>16</b>	<b>7</b>

## PEAK HOUR REPORT 2017

(Sorted by AADT)

### Factor Support Sheet

10,000 - 20,000 AADT												
SITE	SR	MP	AADT	K30 FACTOR	K100 FACTOR	DESIGN FACTOR	D-FACTOR	URBAN	RURAL	K-REC	LOCATION	
P10	90	218.83	11,567	14.88	13.17	14.88	53.34		R		Eastern	
P21	9	28.75	11,996	10.28	9.80	10.28	63.10	U				Western
R055	90	180.33	12,231	14.45	12.95	14.45	61.57		R		Eastern	
R114	395SPNSC	163.98	12,730	11.45	11.07	11.45	64.40	U			Eastern	
R023	101	281.15	12,980	11.74	11.02	11.74	58.46		R			Western
P03	97	66.30	13,529	10.02	9.38	10.02	51.84		R		Eastern	
R047W	2	103.92	14,146	11.93	11.07	11.93	52.40		R		Eastern	
R061	395	36.24	16,462	10.75	10.17	10.75	56.67		R		Eastern	
R042	90	136.59	16,670	15.32	13.83	15.32	62.14		R		Eastern	
R047E	2	104.84	16,796	12.19	11.34	12.19	62.29		R		Eastern	
R089	3	28.68	17,544	9.05	8.51	9.05	52.71	U				Western
B03	395	27.20	17,766	10.73	10.09	10.73	51.02		R		Eastern	
P28	2	301.40	17,795	10.50	9.84	10.50	68.75		R		Eastern	
R085	104	13.92	17,807	11.07	10.36	11.07	53.40		R			Western
R096	307	2.31	18,121	9.83	9.52	9.83	53.90		R			Western
R003W	8	20.67	18,855	10.84	10.00	10.84	59.00	U				Western
R048	82	24.83	18,881	11.30	10.61	11.30	55.23		R		Eastern	
<b>17</b>	<b>Totals/Averages</b>		<b>15,640</b>	<b>11.55</b>	<b>10.75</b>	<b>11.55</b>	<b>57.66</b>	<b>4</b>	<b>13</b>	<b>0</b>	<b>11</b>	<b>6</b>

## PEAK HOUR REPORT 2017

(Sorted by AADT)

### Factor Support Sheet

20,000 - 50,000 AADT												
SITE	SR	MP	AADT	K30 FACTOR	K100 FACTOR	DESIGN FACTOR	D-FACTOR	URBAN	RURAL	K-REC	LOCATION	
P09	82	121.20	20,231	10.78	10.12	10.78	50.57		R		Eastern	
R090	7	58.20	20,945	10.02	9.44	10.02	71.35	U			Western	
P9	5	274.17	21,352	9.95	9.40	9.95	52.89	U			Western	
R086	82	132.03	21,842	9.61	8.83	9.61	53.10		R		Eastern	
B02	12	12.30	22,190	11.36	10.36	11.36	66.36	U			Western	
S503	433	0.70	23,038	9.83	9.37	9.83	51.15	U			Western	
P01	2	113.10	23,365	11.14	10.22	11.14	58.56		R		Eastern	
R069	101	254.35	23,969	10.26	9.81	10.26	51.50	U			Western	
R053	2	119.77	25,248	10.96	10.27	10.96	54.79	U			Eastern	
S838	18	27.62	25,738	9.73	9.32	9.73	54.09		R		Western	
P08	82	48.50	27,125	10.09	9.44	10.09	51.10		R		Eastern	
S903	90	63.98	31,544	14.01	13.00	14.01	64.90		R		Eastern	
S803	5	269.41	32,008	9.40	8.96	9.40	65.58		R		Western	
R003N	101	361.37	33,043	9.56	9.36	9.56	58.49	U			Western	
B04	90	82.70	33,046	13.31	12.38	13.31	61.48		R		Eastern	
S206	202	9.65	34,121	9.20	8.98	9.20	69.28	U			Western	
D12	18	12.55	38,828	9.34	8.97	9.34	56.88	U			Western	
R039	90	33.56	39,166	12.76	11.88	12.76	58.99	U			Western	
R105	285	4.51	39,561	9.72	9.45	9.72	55.88	U			Eastern	
R021	2	289.79	41,523	9.24	8.93	9.24	58.31	U			Eastern	
R112	167	5.71	44,398	8.18	8.06	8.18	58.68	U			Western	
S839	599	1.15	44,416	9.88	9.49	9.88	66.16	U			Western	
P06	14	11.90	45,808	9.44	8.98	9.44	56.97	U			Western	
<b>23</b>	<b>Totals/Averages</b>		<b>30,978</b>	<b>10.34</b>	<b>9.78</b>	<b>10.34</b>	<b>58.57</b>	<b>15</b>	<b>8</b>	<b>0</b>	<b>9</b>	<b>14</b>

# PEAK HOUR REPORT 2017

(Sorted by AADT)

## Factor Support Sheet

50,000 - 100,000 AADT												
SITE	SR	MP	AADT	K30 FACTOR	K100 FACTOR	DESIGN FACTOR	D-FACTOR	URBAN	RURAL	K-REC	LOCATION	
S502	520	0.00	50,909	9.03	8.80	9.03	57.84	U			Western	
R050	3	44.33	51,166	10.30	9.56	10.30	54.84	U			Western	
R003E	101	362.01	51,820	9.43	9.10	9.43	58.69	U			Western	
P29	82	34.02	51,937	10.28	9.72	10.28	50.96	U			Eastern	
P04	5	261.33	51,975	9.26	8.91	9.26	61.50	U			Western	
R088	16	18.65	52,838	8.58	8.38	8.58	53.01		R		Western	
P19	522	13.30	53,196	8.33	8.18	8.33	65.63	U			Western	
S103	285	0.40	54,396	9.61	9.35	9.61	52.39	U			Eastern	
P8	5	44.30	57,022	10.33	9.56	10.33	50.55		R		Western	
R116	16	27.09	58,348	8.88	8.58	8.88	60.18	U			Western	
P24	90	298.79	58,451	9.79	9.52	9.79	53.29	U			Eastern	
S826	90	23.54	64,802	10.07	9.45	10.07	57.43		R		Western	
R110	5	217.17	64,986	9.29	8.94	9.29	55.89		R		Western	
P20	18	5.26	65,090	8.42	8.22	8.42	51.13	U			Western	
R087	395	18.58	65,365	9.30	9.07	9.30	51.41	U			Eastern	
R104	5	75.35	65,916	9.30	8.98	9.30	51.10	U			Western	
R081	182	6.34	66,115	10.44	10.15	10.44	55.90	U			Eastern	
R101	99	29.37	66,365	9.30	8.77	9.30	58.04	U			Western	
D14	509	26.37	66,764	9.27	9.03	9.27	58.99	U			Western	
R019	5	85.57	67,650	9.19	8.80	9.19	50.83		R		Western	
R115	5	35.88	70,571	9.21	8.76	9.21	51.21	U			Western	
D10	520	4.00	72,623	10.23	9.91	10.23	50.15	U			Western	
R093	5	226.96	74,340	8.52	8.27	8.52	50.78	U			Western	
R062	240	37.20	76,756	10.65	10.38	10.65	55.91	U			Eastern	
R097	5	100.54	77,745	8.55	8.28	8.55	50.94	U			Western	
R045	5	20.14	79,070	9.04	8.58	9.04	50.57	U			Western	
R052	2	0.26	80,834	8.56	8.39	8.56	68.55	U			Western	
R108	5	253.81	81,612	8.85	8.72	8.85	50.01	U			Western	
S547	520	12.01	82,850	9.21	8.98	9.21	70.70	U			Western	
R118	90	278.80	83,656	9.16	8.78	9.16	56.43	U			Eastern	
R044	16	8.43	85,252	8.60	8.42	8.60	60.31	U			Western	
D3	512	1.53	91,698	7.46	7.33	7.46	58.79	U			Western	
R001	5	207.76	93,792	8.61	8.30	8.61	52.58		R		Western	
R106	512	11.43	94,693	7.15	7.04	7.15	53.01	U			Western	
R109	5	11.65	98,945	8.54	8.28	8.54	51.72		R		Western	
<b>35</b>	<b>Totals/Averages</b>		<b>69,416</b>	<b>9.16</b>	<b>8.84</b>	<b>9.16</b>	<b>55.46</b>	<b>28</b>	<b>7</b>	<b>0</b>	<b>7</b>	<b>28</b>



## PEAK HOUR REPORT 2017

(Sorted by AADT)

### Factor Support Sheet

100,000 - 200,000 AADT												
SITE	SR	MP	AADT	K30 FACTOR	K100 FACTOR	DESIGN FACTOR	D-FACTOR	URBAN	RURAL	K-REC	LOCATION	
R098	101	366.77	100,640	8.88	8.74	8.88	51.53	U			Western	
R113	167	13.30	103,436	7.03	6.83	7.03	53.54	U			Western	
R099	5	104.04	104,646	8.25	7.98	8.25	52.19	U			Western	
S533	520	7.93	105,427	8.96	8.72	8.96	52.46	U			Western	
R051	205	29.85	119,711	7.97	7.84	7.97	55.71	U			Western	
R060	5	110.03	120,358	7.82	7.66	7.82	51.08	U			Western	
R117	90	2.98	121,373	8.45	8.29	8.45	52.75	U			Western	
R036	90	285.23	121,715	9.33	9.09	9.33	56.06	U			Eastern	
S824	405	28.99	122,811	7.67	7.49	7.67	50.75	U			Western	
R107	16	1.63	123,781	7.76	7.61	7.76	57.11	U			Western	
P6	167	23.70	126,468	6.79	6.67	6.79	57.57	U			Western	
R091	5	119.39	127,017	7.39	7.24	7.39	50.31	U			Western	
S825	90	14.65	129,650	8.61	8.30	8.61	59.47	U			Western	
P5	5	1.98	135,051	8.49	8.14	8.49	55.37	U			Western	
R120	5	123.43	138,946	7.37	7.21	7.37	52.34	U			Western	
P4	5	106.70	145,664	8.22	7.97	8.22	52.73	U			Western	
S203	90	10.82	150,500	8.10	7.93	8.10	60.23	U			Western	
R092	5	126.18	151,695	7.31	7.11	7.31	52.87	U			Western	
D1	405	9.26	152,356	6.84	6.66	6.84	51.83	U			Western	
S827	405	4.96	154,331	7.02	6.83	7.02	53.14	U			Western	
R082	5	193.07	184,442	7.27	7.07	7.27	52.07	U			Western	
P1	5	184.48	189,258	7.27	7.14	7.27	50.03	U			Western	
P3	5	176.72	189,558	7.09	6.94	7.09	54.82	U			Western	
S837	5	136.80	195,691	6.64	6.52	6.64	51.07	U			Western	
<b>24</b>	<b>Totals/Averages</b>		<b>138,105</b>	<b>7.77</b>	<b>7.58</b>	<b>7.77</b>	<b>53.63</b>	<b>24</b>	<b>0</b>	<b>0</b>	<b>1</b>	<b>23</b>

200,000 + AADT												
SITE	SR	MP	AADT	K30 FACTOR	K100 FACTOR	DESIGN FACTOR	D-FACTOR	URBAN	RURAL	K-REC	LOCATION	
R046	5	168.84	207,636	6.61	6.46	6.61	51.48	U			Western	
S809	5	148.07	209,763	7.24	7.04	7.24	59.15	U			Western	
S822	405	18.70	210,374	7.64	7.53	7.64	56.67	U			Western	
S205	5	153.48	238,857	7.15	6.91	7.15	55.78	U			Western	
<b>4</b>	<b>Totals/Averages</b>		<b>216,658</b>	<b>7.16</b>	<b>6.99</b>	<b>7.16</b>	<b>55.77</b>	<b>4</b>	<b>0</b>	<b>0</b>	<b>0</b>	<b>4</b>

## PEAK HOUR REPORT 2017

(Sorted by Site)

### Summary Sheet

SITE	AADT	K-30 Factor % of ADT	K-50 Factor % of ADT	K-100 Factor % of ADT	K-200 Factor % of ADT	D-Factor % of ADT
B02	22,190	11.36	10.97	10.36	9.70	66.36
B03	17,766	10.73	10.54	10.09	9.49	51.02
B04	33,046	13.31	12.91	12.38	11.67	61.48
D1	152,356	6.84	6.78	6.66	6.52	51.83
D10	72,623	10.23	10.08	9.91	9.72	50.15
D12	38,828	9.34	9.26	8.97	8.66	56.88
D13	0	0.00	0.00	0.00	0.00	0.00
D14	66,764	9.27	9.17	9.03	8.73	58.99
D3	91,698	7.46	7.40	7.33	7.24	58.79
P01	23,365	11.14	10.83	10.22	9.67	58.56
P02	695	21.15	20.00	17.99	15.83	63.95
P03	13,529	10.02	9.79	9.38	8.91	51.84
P04	51,975	9.26	9.09	8.91	8.68	61.50
P05	1,979	12.89	12.48	11.82	11.07	54.12
P06	45,808	9.44	9.19	8.98	8.75	56.97
P07	8,064	16.56	15.67	13.96	11.14	54.31
P08	27,125	10.09	9.81	9.44	8.98	51.10
P09	20,231	10.78	10.44	10.12	9.59	50.57
P1	189,258	7.27	7.23	7.14	7.03	50.03
P10	11,567	14.88	14.12	13.17	12.09	53.34
P11	4,841	11.69	11.32	10.80	10.27	59.36
P13	4,842	10.90	10.68	10.24	9.67	57.20
P14	3,813	11.41	10.86	10.31	9.62	50.11
P15	8,711	10.70	10.26	9.69	9.06	53.00
P17	2,439	12.22	11.89	11.28	10.58	63.42
P18	2,786	17.84	16.37	14.36	12.38	53.72
P19	53,196	8.33	8.29	8.18	8.05	65.63
P20	65,090	8.42	8.34	8.22	8.06	51.13
P21	11,996	10.28	10.08	9.80	9.46	63.10
P22	1,734	13.67	13.26	12.40	11.59	52.32
P23	4,136	10.42	9.91	9.14	8.66	66.82
P24	58,451	9.79	9.71	9.52	9.18	53.29
P26	571	16.64	15.06	13.13	11.56	55.79
P27	360	13.89	13.06	11.94	10.83	66.00
P28	17,795	10.50	10.24	9.84	9.49	68.75
P29	51,937	10.28	10.11	9.72	9.40	50.96

## PEAK HOUR REPORT 2017

(Sorted by Site)

### Summary Sheet

SITE	AADT	K-30 Factor % of ADT	K-50 Factor % of ADT	K-100 Factor % of ADT	K-200 Factor % of ADT	D-Factor % of ADT
P3	189,558	7.09	7.04	6.94	6.84	54.82
P30	6,301	10.68	10.43	9.95	9.38	53.49
P33	9,605	13.42	13.07	12.36	11.44	61.52
P34	6,657	10.65	10.30	9.81	9.39	52.05
P4	145,664	8.22	8.10	7.97	7.78	52.73
P5	135,051	8.49	8.29	8.14	7.99	55.37
P6	126,468	6.79	6.75	6.67	6.59	57.57
P7C	8,211	12.59	12.15	11.22	10.39	53.87
P8	57,022	10.33	10.05	9.56	9.06	50.55
P9	21,352	9.95	9.71	9.40	9.03	52.89
R001	93,792	8.61	8.44	8.30	8.03	52.58
R003E	51,820	9.43	9.29	9.10	8.89	58.69
R003N	33,043	9.56	9.49	9.36	9.16	58.49
R003W	18,855	10.84	10.59	10.00	9.34	59.00
R008	7,592	11.13	10.76	10.10	9.51	50.77
R014	0	0.00	0.00	0.00	0.00	0.00
R017	0	0.00	0.00	0.00	0.00	0.00
R019	67,650	9.19	9.07	8.80	8.46	50.83
R020	7,093	9.88	9.66	9.35	8.84	58.77
R021	41,523	9.24	9.13	8.93	8.69	58.31
R023	12,980	11.74	11.49	11.02	10.36	58.46
R034	0	0.00	0.00	0.00	0.00	0.00
R036	121,715	9.33	9.23	9.09	8.88	56.06
R037	2,001	23.14	21.14	18.84	16.54	50.54
R038	0	0.00	0.00	0.00	0.00	0.00
R039	39,166	12.76	12.51	11.88	11.09	58.99
R040N	1,294	23.80	21.17	18.32	14.91	75.65
R040W	2,109	23.66	21.86	18.40	14.94	51.50
R041	5,306	13.83	13.32	12.12	10.99	53.27
R042	16,670	15.32	14.68	13.83	12.57	62.14
R043	5,372	12.58	12.01	11.21	10.31	55.03
R044	85,252	8.60	8.52	8.42	8.24	60.31
R045	79,070	9.04	8.88	8.58	8.24	50.57
R046	207,636	6.61	6.57	6.46	6.33	51.48
R047E	16,796	12.19	11.94	11.34	10.66	62.29
R047S	6,221	17.47	16.36	14.87	13.55	70.38

## PEAK HOUR REPORT 2017

(Sorted by Site)

### Summary Sheet

SITE	AADT	K-30 Factor % of ADT	K-50 Factor % of ADT	K-100 Factor % of ADT	K-200 Factor % of ADT	D-Factor % of ADT
R047W	14,146	11.93	11.73	11.07	10.58	52.40
R048	18,881	11.30	11.03	10.61	10.05	55.23
R050	51,166	10.30	9.95	9.56	9.23	54.84
R051	119,711	7.97	7.91	7.84	7.72	55.71
R052	80,834	8.56	8.51	8.39	8.23	68.55
R053	25,248	10.96	10.73	10.27	9.82	54.79
R054	2,412	13.14	12.73	12.15	11.28	66.56
R055	12,231	14.45	13.80	12.95	11.95	61.57
R057	5,128	18.64	17.59	15.64	14.06	59.62
R058	4,707	19.84	18.91	17.10	15.53	61.67
R059	7,549	13.26	12.90	12.08	11.21	63.34
R060	120,358	7.82	7.74	7.66	7.53	51.08
R061	16,462	10.75	10.56	10.17	9.60	56.67
R062	76,756	10.65	10.58	10.38	10.10	55.91
R063	9,228	11.00	10.61	10.12	9.51	59.80
R064	3,019	12.16	11.79	11.20	10.57	57.22
R066	2,918	19.02	17.61	14.74	12.41	81.98
R067	1,914	13.64	13.22	12.28	11.49	50.96
R068	5,575	10.65	10.30	9.88	9.47	58.42
R069	23,969	10.26	10.13	9.81	9.39	51.50
R070	8,037	10.68	10.51	10.24	9.87	54.90
R073	2,694	15.14	14.63	13.66	12.66	54.17
R074	2,734	19.13	18.32	16.79	14.70	53.92
R075	7,395	12.13	11.78	11.01	10.26	60.76
R076	2,175	16.60	14.94	13.43	12.00	76.45
R077	1,401	16.13	14.49	13.20	11.99	62.39
R078	5,432	10.71	10.24	9.65	9.15	59.97
R081	66,115	10.44	10.36	10.15	9.83	55.90
R082	184,442	7.27	7.19	7.07	6.95	52.07
R083	2,280	15.18	14.08	13.11	11.84	55.49
R084	5,156	11.89	11.60	10.98	10.22	51.39
R085	17,807	11.07	10.82	10.36	9.62	53.40
R086	21,842	9.61	9.28	8.83	8.28	53.10
R087	65,365	9.30	9.23	9.07	8.83	51.41
R088	52,838	8.58	8.51	8.38	8.18	53.01
R089	17,544	9.05	8.87	8.51	8.21	52.71

## PEAK HOUR REPORT 2017

(Sorted by Site)

### Summary Sheet

SITE	AADT	K-30 Factor % of ADT	K-50 Factor % of ADT	K-100 Factor % of ADT	K-200 Factor % of ADT	D-Factor % of ADT
R090	20,945	10.02	9.81	9.44	8.90	71.35
R091	127,017	7.39	7.31	7.24	7.13	50.31
R092	151,695	7.31	7.23	7.11	7.00	52.87
R093	74,340	8.52	8.44	8.27	8.10	50.78
R095	5,791	12.52	11.71	10.90	10.00	53.79
R096	18,121	9.83	9.71	9.52	9.24	53.90
R097	77,745	8.55	8.45	8.28	8.07	50.94
R098	100,640	8.88	8.83	8.74	8.56	51.53
R099	104,646	8.25	8.14	7.98	7.77	52.19
R100	647	12.98	12.36	11.59	10.66	51.19
R101	66,365	9.30	9.03	8.77	8.53	58.04
R104	65,916	9.30	9.17	8.98	8.67	51.10
R105	39,561	9.72	9.61	9.45	9.29	55.88
R106	94,693	7.15	7.12	7.04	6.96	53.01
R107	123,781	7.76	7.71	7.61	7.50	57.11
R108	81,612	8.85	8.82	8.72	8.57	50.01
R109	98,945	8.54	8.46	8.28	7.97	51.72
R110	64,986	9.29	9.17	8.94	8.60	55.89
R111	8,496	11.83	11.65	11.42	11.04	73.43
R112	44,398	8.18	8.13	8.06	7.94	58.68
R113	103,436	7.03	6.95	6.83	6.70	53.54
R114	12,730	11.45	11.28	11.07	10.75	64.40
R115	70,571	9.21	9.05	8.76	8.46	51.21
R116	58,348	8.88	8.74	8.58	8.31	60.18
R117	121,373	8.45	8.39	8.29	8.11	52.75
R118	83,656	9.16	9.02	8.78	8.43	56.43
R119	0	0.00	0.00	0.00	0.00	0.00
R120	138,946	7.37	7.32	7.21	7.11	52.34
R121	836	12.08	11.48	10.65	9.93	65.35
R122	1,465	13.11	12.70	12.15	11.33	55.21
R123	1,597	12.65	12.21	11.65	11.02	53.47
R124	2,461	10.85	10.61	10.16	9.75	65.92
S103	54,396	9.61	9.53	9.35	9.13	52.39
S189	0	0.00	0.00	0.00	0.00	0.00
S201	0	0.00	0.00	0.00	0.00	0.00
S202	0	0.00	0.00	0.00	0.00	0.00

## PEAK HOUR REPORT 2017

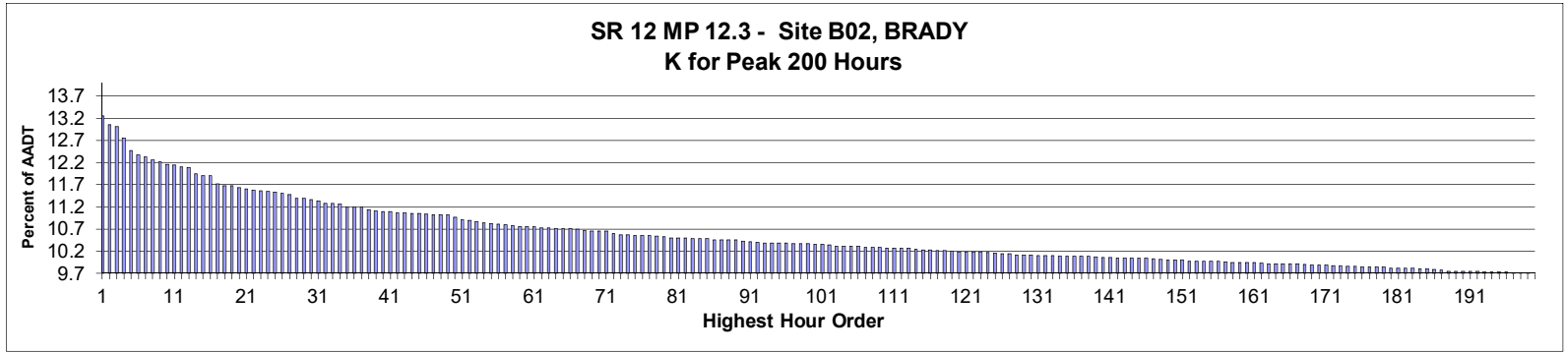
(Sorted by Site)

### Summary Sheet

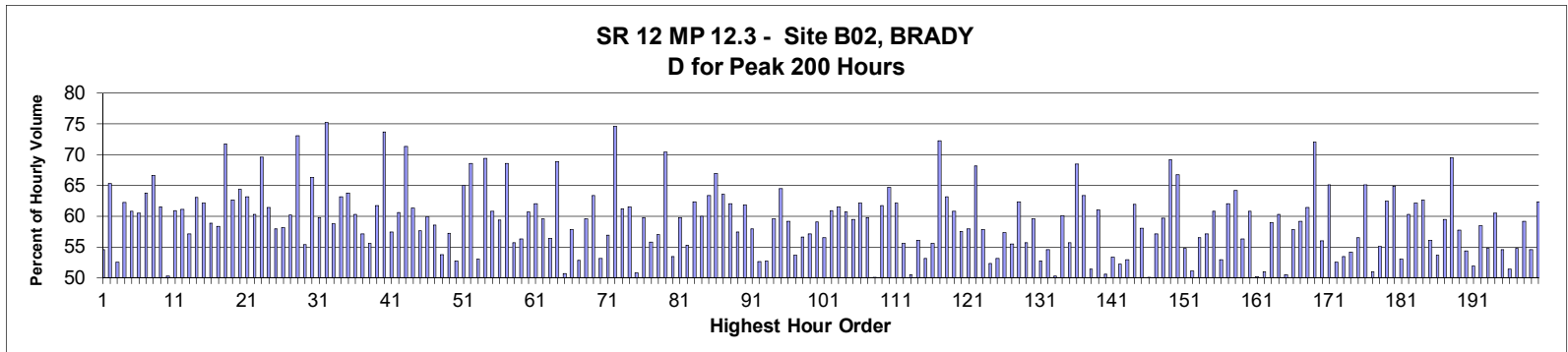
SITE	AADT	K-30 Factor % of ADT	K-50 Factor % of ADT	K-100 Factor % of ADT	K-200 Factor % of ADT	D-Factor % of ADT
S203	150,500	8.10	8.05	7.93	7.79	60.23
S204	0	0.00	0.00	0.00	0.00	0.00
S205	238,857	7.15	7.07	6.91	6.75	55.78
S206	34,121	9.20	9.11	8.98	8.80	69.28
S502	50,909	9.03	8.91	8.80	8.61	57.84
S503	23,038	9.83	9.61	9.37	9.12	51.15
S533	105,427	8.96	8.88	8.72	8.38	52.46
S547	82,850	9.21	9.16	8.98	8.65	70.70
S612	4,806	11.51	11.11	10.59	9.93	64.20
S706	8,820	10.37	10.10	9.84	9.42	53.22
S803	32,008	9.40	9.19	8.96	8.71	65.58
S809	209,763	7.24	7.15	7.04	6.92	59.15
S818E	4,304	23.28	21.72	18.54	15.89	56.59
S818S	2,444	26.72	24.26	21.48	17.10	51.15
S818W	2,075	23.04	20.58	18.07	14.75	56.07
S819	3,390	10.15	10.00	9.68	9.26	72.67
S820	2,251	12.84	12.26	11.55	10.84	52.60
S822	210,374	7.64	7.60	7.53	7.42	56.67
S824	122,811	7.67	7.59	7.49	7.36	50.75
S825	129,650	8.61	8.46	8.30	8.15	59.47
S826	64,802	10.07	9.86	9.45	9.00	57.43
S827	154,331	7.02	6.97	6.83	6.67	53.14
S837	195,691	6.64	6.59	6.52	6.41	51.07
S838	25,738	9.73	9.57	9.32	9.01	54.09
S839	44,416	9.88	9.76	9.49	9.17	66.16
S840	796	37.19	34.67	30.65	24.75	80.41
S841NE	2,745	15.48	14.68	13.70	12.39	51.76
S841NW	6,692	14.15	13.64	12.75	11.69	62.09
S901	0	0.00	0.00	0.00	0.00	0.00
S903	31,544	14.01	13.54	13.00	12.36	64.90

## **GLOSSARY**

AADT	<b>Annual Average Daily Traffic</b> The average 24-hour traffic volume at a given location over a full 365-day year. That is, the total number of vehicles passing the site in a year divided by 365.
ADT	<b>Average Daily Traffic</b> An average 24-hour traffic volume at a given location for some period of time less than a year. An ADT may be measured for six months, a season, a month, a week, or as little as two days. An ADT is a valid number for only the period over which it was measured.
DDHV	<b>Directional Design Hour Volume</b>
D Factor	The percentage of peak hour traffic traveling in the peak direction.
Design Factor or Design Hour Factor	The percentage of daily traffic that passes a given point during the design hour. Typically, the design hour at a permanent traffic recorder is the 30th or 100th highest hour of the year.
K Factor	The percentage of daily traffic occurring during the peak hour.
K-30	The percentage of daily traffic occurring during the 30th highest hour of the year. K-100 is the 100th highest hour, K-200 the 200th highest hour, etc.
Peak Hour	Highest recorded volume hour for the year at a permanent traffic recorder. For a count with a shorter time period, it is the highest recorded volume of that count.
Recreational or K-REC	Within this report, a permanent traffic recorder where the K-30 is consistently 18.00% or higher is designated as "Recreational" or "K-REC." These sites display an atypically strong seasonal variation in traffic volumes. The suggested design hour for these sites is the K-100.



**AADT=** 22,190     
**K 30 FACTOR=** 11.36     
**K 100 FACTOR=** 10.36     
**K 200 FACTOR=** 9.70     
**D 30 FACTOR=** 66.36



MO	DY	YR	DAY OF WK	HR	HR VOL	PERCENT OF AADT	HOUR NUMBER	AADT	EAST VOLUME	WEST VOLUME	PERCENT EAST IS OF TOTAL VOLUME	PERCENT WEST IS OF TOTAL VOLUME
8	6	2017	1	13	2,941	13.25	1	22,190	1,605	1,336	54.57	45.43
9	4	2017	2	13	2,895	13.05	2	22,190	1,891	1,004	65.32	34.68
6	25	2017	1	13	2,886	13.01	3	22,190	1,516	1,370	52.53	47.47
8	27	2017	1	13	2,830	12.75	4	22,190	1,762	1,068	62.26	37.74
8	13	2017	1	14	2,767	12.47	5	22,190	1,682	1,085	60.79	39.21
8	13	2017	1	13	2,746	12.37	6	22,190	1,661	1,085	60.49	39.51
7	30	2017	1	14	2,735	12.33	7	22,190	1,745	990	63.80	36.20
9	4	2017	2	14	2,721	12.26	8	22,190	1,812	909	66.59	33.41
9	4	2017	2	12	2,711	12.22	9	22,190	1,668	1,043	61.53	38.47
6	25	2017	1	12	2,698	12.16	10	22,190	1,341	1,357	49.70	50.30
8	27	2017	1	14	2,697	12.15	11	22,190	1,642	1,055	60.88	39.12
8	6	2017	1	14	2,684	12.10	12	22,190	1,641	1,043	61.14	38.86
8	11	2017	6	16	2,682	12.09	13	22,190	1,151	1,531	42.92	57.08
7	30	2017	1	13	2,650	11.94	14	22,190	1,670	980	63.02	36.98
7	5	2017	4	15	2,641	11.90	15	22,190	1,641	1,000	62.14	37.86
8	20	2017	1	13	2,640	11.90	16	22,190	1,553	1,087	58.83	41.17

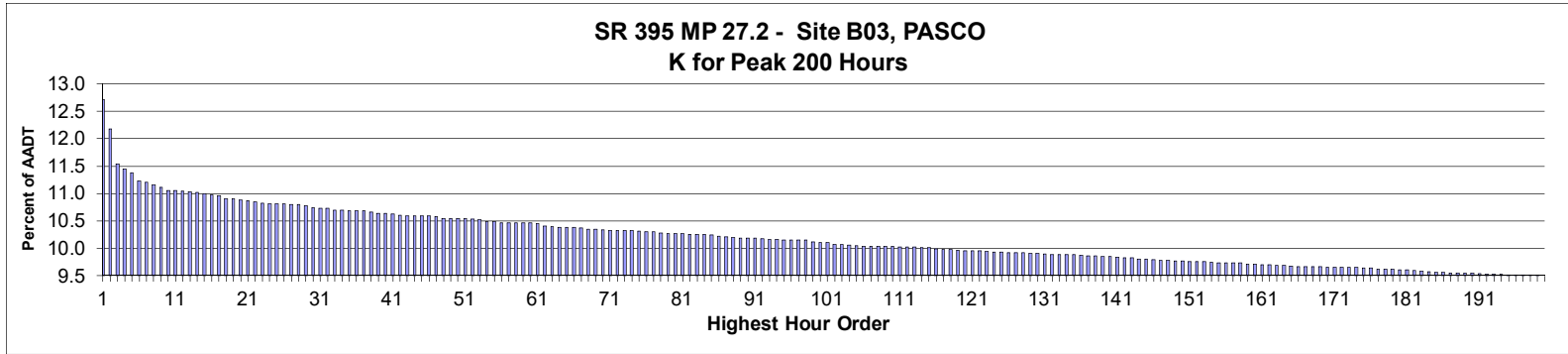


MO	DY	YR	DAY OF WK	HR	HR VOL	PERCENT OF AADT	HOUR NUMBER	AADT	EAST VOLUME	WEST VOLUME	PERCENT EAST IS OF TOTAL VOLUME	PERCENT WEST IS OF TOTAL VOLUME
8	20	2017	1	12	2,600	11.72	17	22,190	1,516	1,084	58.31	41.69
5	29	2017	2	13	2,591	11.68	18	22,190	1,860	731	71.79	28.21
8	20	2017	1	14	2,589	11.67	19	22,190	1,622	967	62.65	37.35
7	5	2017	4	14	2,583	11.64	20	22,190	1,662	921	64.34	35.66
7	23	2017	1	13	2,575	11.60	21	22,190	1,627	948	63.18	36.82
8	6	2017	1	15	2,570	11.58	22	22,190	1,550	1,020	60.31	39.69
9	2	2017	7	12	2,565	11.56	23	22,190	779	1,786	30.37	69.63
8	13	2017	1	15	2,562	11.55	24	22,190	1,573	989	61.40	38.60
8	18	2017	6	17	2,559	11.53	25	22,190	1,075	1,484	42.01	57.99
8	4	2017	6	16	2,555	11.51	26	22,190	1,070	1,485	41.88	58.12
9	1	2017	6	16	2,547	11.48	27	22,190	1,014	1,533	39.81	60.19
4	30	2017	1	14	2,528	11.39	28	22,190	1,847	681	73.06	26.94
8	11	2017	6	17	2,528	11.39	29	22,190	1,128	1,400	44.62	55.38
9	2	2017	7	13	2,521	11.36	30	22,190	848	1,673	33.64	66.36
8	5	2017	7	12	2,514	11.33	31	22,190	1,010	1,504	40.18	59.82
5	29	2017	2	14	2,504	11.28	32	22,190	1,884	620	75.24	24.76
8	27	2017	1	15	2,504	11.28	33	22,190	1,472	1,032	58.79	41.21
8	13	2017	1	12	2,499	11.26	34	22,190	1,577	922	63.11	36.89
7	23	2017	1	14	2,486	11.20	35	22,190	1,585	901	63.76	36.24
8	5	2017	7	13	2,483	11.19	36	22,190	986	1,497	39.71	60.29
9	3	2017	1	13	2,483	11.19	37	22,190	1,064	1,419	42.85	57.15
6	25	2017	1	14	2,470	11.13	38	22,190	1,373	1,097	55.59	44.41
7	30	2017	1	12	2,466	11.11	39	22,190	1,523	943	61.76	38.24
4	30	2017	1	15	2,464	11.10	40	22,190	1,817	647	73.74	26.26
7	21	2017	6	16	2,460	11.09	41	22,190	1,046	1,414	42.52	57.48
8	6	2017	1	16	2,457	11.07	42	22,190	1,489	968	60.60	39.40
5	29	2017	2	12	2,455	11.06	43	22,190	1,752	703	71.36	28.64
10	6	2017	6	17	2,453	11.05	44	22,190	948	1,505	38.65	61.35
9	1	2017	6	17	2,452	11.05	45	22,190	1,040	1,412	42.41	57.59
7	5	2017	4	16	2,449	11.04	46	22,190	1,466	983	59.86	40.14
8	27	2017	1	12	2,447	11.03	47	22,190	1,434	1,013	58.60	41.40
8	4	2017	6	14	2,445	11.02	48	22,190	1,130	1,315	46.22	53.78
8	4	2017	6	17	2,445	11.02	49	22,190	1,046	1,399	42.78	57.22
8	11	2017	6	18	2,435	10.97	50	22,190	1,151	1,284	47.27	52.73
7	29	2017	7	12	2,421	10.91	51	22,190	848	1,573	35.03	64.97
9	4	2017	2	15	2,416	10.89	52	22,190	1,656	760	68.54	31.46
8	4	2017	6	13	2,413	10.87	53	22,190	1,133	1,280	46.95	53.05
5	27	2017	7	12	2,405	10.84	54	22,190	737	1,668	30.64	69.36
7	23	2017	1	15	2,403	10.83	55	22,190	1,461	942	60.80	39.20
7	28	2017	6	16	2,399	10.81	56	22,190	974	1,425	40.60	59.40
6	24	2017	7	12	2,394	10.79	57	22,190	752	1,642	31.41	68.59
8	25	2017	6	16	2,392	10.78	58	22,190	1,060	1,332	44.31	55.69
8	18	2017	6	16	2,388	10.76	59	22,190	1,043	1,345	43.68	56.32
7	16	2017	1	13	2,387	10.76	60	22,190	1,448	939	60.66	39.34
7	5	2017	4	13	2,386	10.75	61	22,190	1,479	907	61.99	38.01
9	3	2017	1	12	2,382	10.73	62	22,190	964	1,418	40.47	59.53
8	11	2017	6	15	2,381	10.73	63	22,190	1,038	1,343	43.60	56.40
5	27	2017	7	13	2,377	10.71	64	22,190	739	1,638	31.09	68.91
8	11	2017	6	13	2,377	10.71	65	22,190	1,173	1,204	49.35	50.65
8	20	2017	1	15	2,377	10.71	66	22,190	1,374	1,003	57.80	42.20
7	2	2017	1	13	2,373	10.69	67	22,190	1,119	1,254	47.16	52.84

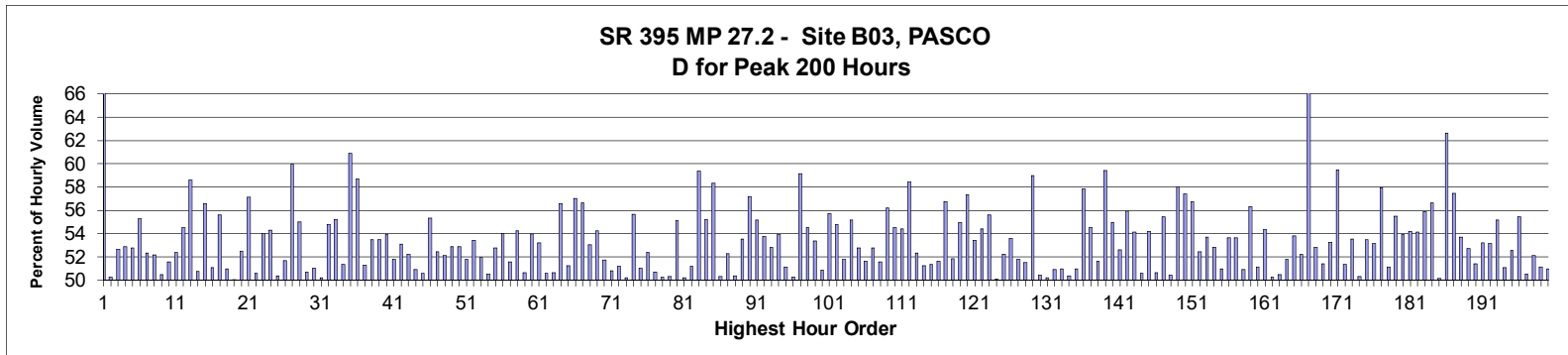
MO	DY	YR	DAY OF WK	HR	HR VOL	PERCENT OF AADT	HOUR NUMBER	AADT	EAST VOLUME	WEST VOLUME	PERCENT IS OF TOTAL VOLUME	PERCENT WEST IS OF TOTAL VOLUME
9	1	2017	6	15	2,368	10.67	68	22,190	958	1,410	40.46	59.54
9	2	2017	7	14	2,365	10.66	69	22,190	866	1,499	36.62	63.38
5	28	2017	1	13	2,364	10.65	70	22,190	1,108	1,256	46.87	53.13
8	26	2017	7	12	2,363	10.65	71	22,190	1,018	1,345	43.08	56.92
4	30	2017	1	16	2,353	10.60	72	22,190	1,755	598	74.59	25.41
9	4	2017	2	11	2,346	10.57	73	22,190	1,435	911	61.17	38.83
8	6	2017	1	12	2,345	10.57	74	22,190	1,443	902	61.54	38.46
8	12	2017	7	13	2,343	10.56	75	22,190	1,190	1,153	50.79	49.21
7	1	2017	7	13	2,342	10.55	76	22,190	941	1,401	40.18	59.82
8	25	2017	6	17	2,341	10.55	77	22,190	1,036	1,305	44.25	55.75
8	3	2017	5	13	2,338	10.54	78	22,190	1,005	1,333	42.99	57.01
9	2	2017	7	11	2,336	10.53	79	22,190	690	1,646	29.54	70.46
8	11	2017	6	14	2,331	10.50	80	22,190	1,085	1,246	46.55	53.45
8	3	2017	5	12	2,330	10.50	81	22,190	936	1,394	40.17	59.83
8	4	2017	6	15	2,330	10.50	82	22,190	1,042	1,288	44.72	55.28
5	26	2017	6	17	2,328	10.49	83	22,190	876	1,452	37.63	62.37
7	28	2017	6	17	2,327	10.49	84	22,190	930	1,397	39.97	60.03
7	5	2017	4	12	2,325	10.48	85	22,190	1,474	851	63.40	36.60
5	27	2017	7	14	2,320	10.46	86	22,190	766	1,554	33.02	66.98
7	29	2017	7	13	2,319	10.45	87	22,190	844	1,475	36.39	63.61
7	9	2017	1	13	2,318	10.45	88	22,190	1,439	879	62.08	37.92
7	28	2017	6	15	2,318	10.45	89	22,190	987	1,331	42.58	57.42
10	6	2017	6	18	2,315	10.43	90	22,190	883	1,432	38.14	61.86
9	1	2017	6	18	2,311	10.41	91	22,190	971	1,340	42.02	57.98
8	12	2017	7	12	2,307	10.40	92	22,190	1,093	1,214	47.38	52.62
8	4	2017	6	18	2,306	10.39	93	22,190	1,090	1,216	47.27	52.73
7	23	2017	1	12	2,305	10.39	94	22,190	1,373	932	59.57	40.43
4	2	2017	1	15	2,303	10.38	95	22,190	1,486	817	64.52	35.48
6	25	2017	1	15	2,303	10.38	96	22,190	1,363	940	59.18	40.82
8	18	2017	6	14	2,301	10.37	97	22,190	1,067	1,234	46.37	53.63
7	14	2017	6	17	2,300	10.37	98	22,190	999	1,301	43.43	56.57
8	5	2017	7	14	2,300	10.37	99	22,190	985	1,315	42.83	57.17
7	14	2017	6	16	2,299	10.36	100	22,190	941	1,358	40.93	59.07
7	28	2017	6	18	2,296	10.35	101	22,190	999	1,297	43.51	56.49
7	30	2017	1	15	2,295	10.34	102	22,190	1,398	897	60.92	39.08
8	27	2017	1	16	2,291	10.32	103	22,190	1,409	882	61.50	38.50
10	6	2017	6	16	2,291	10.32	104	22,190	901	1,390	39.33	60.67
8	13	2017	1	16	2,290	10.32	105	22,190	1,361	929	59.43	40.57
7	1	2017	7	12	2,287	10.31	106	22,190	866	1,421	37.87	62.13
6	23	2017	6	16	2,284	10.29	107	22,190	919	1,365	40.24	59.76
8	4	2017	6	12	2,282	10.28	108	22,190	1,142	1,140	50.04	49.96
5	26	2017	6	16	2,281	10.28	109	22,190	873	1,408	38.27	61.73
6	24	2017	7	13	2,280	10.27	110	22,190	806	1,474	35.35	64.65
8	6	2017	1	17	2,279	10.27	111	22,190	1,415	864	62.09	37.91
8	25	2017	6	15	2,279	10.27	112	22,190	1,012	1,267	44.41	55.59
8	12	2017	7	14	2,278	10.27	113	22,190	1,150	1,128	50.48	49.52
9	15	2017	6	16	2,273	10.24	114	22,190	997	1,276	43.86	56.14
8	18	2017	6	18	2,270	10.23	115	22,190	1,064	1,206	46.87	53.13
8	26	2017	7	13	2,269	10.23	116	22,190	1,008	1,261	44.42	55.58
4	30	2017	1	13	2,267	10.22	117	22,190	1,639	628	72.30	27.70
7	9	2017	1	14	2,266	10.21	118	22,190	1,431	835	63.15	36.85

MO	DY	YR	DAY OF WK	HR	HR VOL	PERCENT OF AADT	HOUR NUMBER	AADT	EAST VOLUME	WEST VOLUME	PERCENT EAST IS OF TOTAL VOLUME	PERCENT WEST IS OF TOTAL VOLUME
7	16	2017	1	14	2,264	10.20	119	22,190	1,377	887	60.82	39.18
8	3	2017	5	14	2,262	10.19	120	22,190	960	1,302	42.44	57.56
7	21	2017	6	17	2,261	10.19	121	22,190	951	1,310	42.06	57.94
5	27	2017	7	11	2,258	10.18	122	22,190	719	1,539	31.84	68.16
9	1	2017	6	13	2,258	10.18	123	22,190	952	1,306	42.16	57.84
8	18	2017	6	13	2,256	10.17	124	22,190	1,075	1,181	47.65	52.35
7	28	2017	6	13	2,254	10.16	125	22,190	1,057	1,197	46.89	53.11
4	28	2017	6	16	2,251	10.14	126	22,190	961	1,290	42.69	57.31
7	28	2017	6	14	2,250	10.14	127	22,190	1,002	1,248	44.53	55.47
7	16	2017	1	12	2,246	10.12	128	22,190	1,401	845	62.38	37.62
8	3	2017	5	15	2,246	10.12	129	22,190	996	1,250	44.35	55.65
5	28	2017	1	12	2,244	10.11	130	22,190	908	1,336	40.46	59.54
8	3	2017	5	16	2,242	10.10	131	22,190	1,059	1,183	47.23	52.77
8	25	2017	6	18	2,242	10.10	132	22,190	1,018	1,224	45.41	54.59
6	25	2017	1	11	2,241	10.10	133	22,190	1,115	1,126	49.75	50.25
9	2	2017	7	15	2,239	10.09	134	22,190	893	1,346	39.88	60.12
8	10	2017	5	16	2,237	10.08	135	22,190	992	1,245	44.35	55.65
9	17	2017	1	13	2,237	10.08	136	22,190	1,533	704	68.53	31.47
4	16	2017	1	13	2,236	10.08	137	22,190	1,416	820	63.33	36.67
5	28	2017	1	14	2,236	10.08	138	22,190	1,087	1,149	48.61	51.39
6	23	2017	6	17	2,235	10.07	139	22,190	872	1,363	39.02	60.98
8	25	2017	6	13	2,233	10.06	140	22,190	1,103	1,130	49.40	50.60
7	2	2017	1	14	2,232	10.06	141	22,190	1,041	1,191	46.64	53.36
8	10	2017	5	18	2,231	10.05	142	22,190	1,165	1,066	52.22	47.78
8	17	2017	5	16	2,231	10.05	143	22,190	1,049	1,182	47.02	52.98
6	25	2017	1	16	2,229	10.05	144	22,190	1,380	849	61.91	38.09
5	21	2017	1	13	2,228	10.04	145	22,190	1,294	934	58.08	41.92
9	3	2017	1	14	2,228	10.04	146	22,190	1,116	1,112	50.09	49.91
8	20	2017	1	16	2,225	10.03	147	22,190	1,272	953	57.17	42.83
7	7	2017	6	16	2,224	10.02	148	22,190	896	1,328	40.29	59.71
4	2	2017	1	16	2,220	10.00	149	22,190	1,536	684	69.19	30.81
6	25	2017	1	17	2,219	10.00	150	22,190	1,482	737	66.79	33.21
7	21	2017	6	18	2,218	10.00	151	22,190	1,002	1,216	45.18	54.82
7	3	2017	2	14	2,215	9.98	152	22,190	1,083	1,132	48.89	51.11
9	1	2017	6	14	2,214	9.98	153	22,190	962	1,252	43.45	56.55
9	8	2017	6	16	2,214	9.98	154	22,190	950	1,264	42.91	57.09
7	1	2017	7	16	2,213	9.97	155	22,190	868	1,345	39.22	60.78
7	3	2017	2	13	2,212	9.97	156	22,190	1,040	1,172	47.02	52.98
4	2	2017	1	14	2,210	9.96	157	22,190	1,370	840	61.99	38.01
6	24	2017	7	11	2,208	9.95	158	22,190	791	1,417	35.82	64.18
8	5	2017	7	15	2,208	9.95	159	22,190	964	1,244	43.66	56.34
6	23	2017	6	15	2,207	9.95	160	22,190	864	1,343	39.15	60.85
9	15	2017	6	17	2,205	9.94	161	22,190	1,107	1,098	50.20	49.80
8	10	2017	5	17	2,203	9.93	162	22,190	1,079	1,124	48.98	51.02
7	5	2017	4	17	2,202	9.92	163	22,190	1,298	904	58.95	41.05
7	9	2017	1	12	2,202	9.92	164	22,190	1,328	874	60.31	39.69
8	9	2017	4	16	2,201	9.92	165	22,190	1,089	1,112	49.48	50.52
8	19	2017	7	12	2,199	9.91	166	22,190	927	1,272	42.16	57.84
8	5	2017	7	11	2,198	9.91	167	22,190	898	1,300	40.86	59.14
5	27	2017	7	15	2,196	9.90	168	22,190	847	1,349	38.57	61.43
5	29	2017	2	15	2,195	9.89	169	22,190	1,582	613	72.07	27.93

MO	DY	YR	DAY OF WK	HR	HR VOL	PERCENT OF AADT	HOUR NUMBER	AADT	EAST VOLUME	WEST VOLUME	PERCENT EAST IS OF TOTAL VOLUME	PERCENT WEST IS OF TOTAL VOLUME
7	15	2017	7	13	2,195	9.89	170	22,190	966	1,229	44.01	55.99
10	8	2017	1	13	2,195	9.89	171	22,190	1,428	767	65.06	34.94
8	3	2017	5	17	2,192	9.88	172	22,190	1,151	1,041	52.51	47.49
9	22	2017	6	17	2,192	9.88	173	22,190	1,020	1,172	46.53	53.47
8	18	2017	6	15	2,188	9.86	174	22,190	1,003	1,185	45.84	54.16
5	27	2017	7	16	2,187	9.86	175	22,190	950	1,237	43.44	56.56
4	16	2017	1	14	2,186	9.85	176	22,190	1,423	763	65.10	34.90
8	12	2017	7	15	2,184	9.84	177	22,190	1,113	1,071	50.96	49.04
9	8	2017	6	17	2,183	9.84	178	22,190	981	1,202	44.94	55.06
9	10	2017	1	13	2,183	9.84	179	22,190	1,364	819	62.48	37.52
7	1	2017	7	15	2,180	9.82	180	22,190	765	1,415	35.09	64.91
8	10	2017	5	15	2,179	9.82	181	22,190	1,023	1,156	46.95	53.05
7	9	2017	1	15	2,177	9.81	182	22,190	1,312	865	60.27	39.73
7	1	2017	7	14	2,176	9.81	183	22,190	825	1,351	37.91	62.09
6	18	2017	1	13	2,175	9.80	184	22,190	1,362	813	62.62	37.38
6	30	2017	6	18	2,175	9.80	185	22,190	955	1,220	43.91	56.09
7	2	2017	1	15	2,173	9.79	186	22,190	1,007	1,166	46.34	53.66
7	23	2017	1	16	2,170	9.78	187	22,190	1,290	880	59.45	40.55
9	17	2017	1	14	2,164	9.75	188	22,190	1,505	659	69.55	30.45
8	5	2017	7	16	2,162	9.74	189	22,190	913	1,249	42.23	57.77
8	7	2017	2	13	2,162	9.74	190	22,190	1,176	986	54.39	45.61
8	7	2017	2	16	2,162	9.74	191	22,190	1,040	1,122	48.10	51.90
5	21	2017	1	12	2,161	9.74	192	22,190	1,263	898	58.45	41.55
7	21	2017	6	15	2,160	9.73	193	22,190	978	1,182	45.28	54.72
11	3	2017	6	16	2,160	9.73	194	22,190	853	1,307	39.49	60.51
6	30	2017	6	16	2,159	9.73	195	22,190	982	1,177	45.48	54.52
8	17	2017	5	17	2,159	9.73	196	22,190	1,109	1,050	51.37	48.63
8	25	2017	6	14	2,157	9.72	197	22,190	976	1,181	45.25	54.75
7	16	2017	1	15	2,156	9.72	198	22,190	1,275	881	59.14	40.86
9	16	2017	7	12	2,155	9.71	199	22,190	980	1,175	45.48	54.52
5	26	2017	6	15	2,153	9.70	200	22,190	810	1,343	37.62	62.38



**AADT= 17,766      K 30 FACTOR= 10.73      K 100 FACTOR= 10.09      K 200 FACTOR= 9.49      D 30 FACTOR= 51.02**



MO	DY	YR	DAY OF WK	HR	HR VOL	PERCENT OF AADT	HOUR NUMBER	AADT	NORTH VOLUME	SOUTH VOLUME	PERCENT NORTH IS OF TOTAL VOLUME	PERCENT SOUTH IS OF TOTAL VOLUME
8	6	2017	1	6	2,256	12.70	1	17,766	165	2,091	7.31	92.69
9	1	2017	6	17	2,163	12.17	2	17,766	1,087	1,076	50.25	49.75
11	26	2017	1	14	2,049	11.53	3	17,766	1,079	970	52.66	47.34
7	28	2017	6	15	2,033	11.44	4	17,766	958	1,075	47.12	52.88
11	26	2017	1	15	2,020	11.37	5	17,766	1,066	954	52.77	47.23
6	30	2017	6	15	1,993	11.22	6	17,766	1,102	891	55.29	44.71
6	30	2017	6	16	1,989	11.20	7	17,766	1,041	948	52.34	47.66
5	26	2017	6	17	1,981	11.15	8	17,766	1,033	948	52.15	47.85
6	30	2017	6	17	1,972	11.10	9	17,766	977	995	49.54	50.46
6	23	2017	6	16	1,963	11.05	10	17,766	1,012	951	51.55	48.45
11	22	2017	4	15	1,963	11.05	11	17,766	935	1,028	47.63	52.37
10	15	2017	1	15	1,959	11.03	12	17,766	891	1,068	45.48	54.52
8	20	2017	1	15	1,958	11.02	13	17,766	811	1,147	41.42	58.58
8	13	2017	1	16	1,956	11.01	14	17,766	964	992	49.28	50.72
11	26	2017	1	16	1,953	10.99	15	17,766	1,105	848	56.58	43.42
10	13	2017	6	16	1,947	10.96	16	17,766	994	953	51.05	48.95

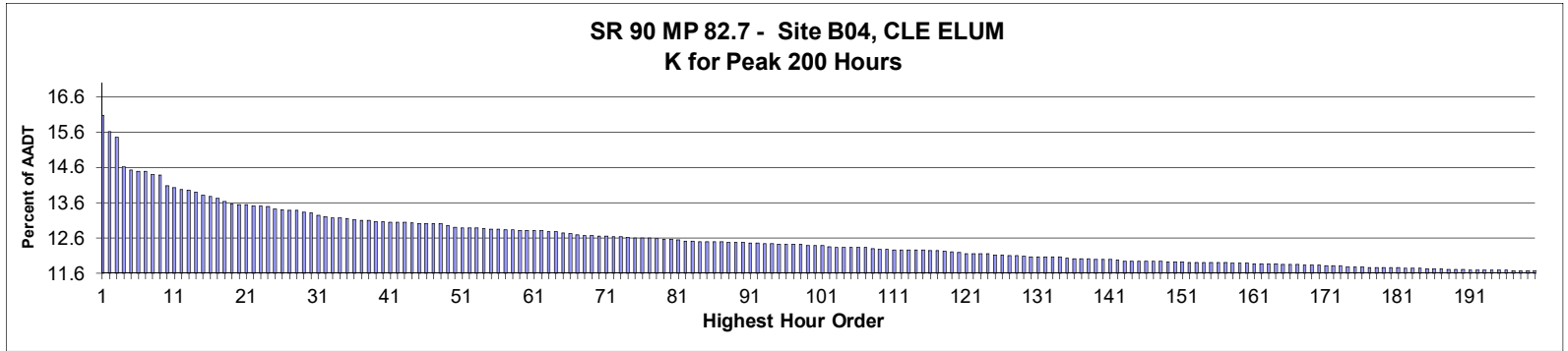
MO	DY	YR	DAY OF WK	HR	HR VOL	PERCENT OF AADT	HOUR NUMBER	AADT	NORTH VOLUME	SOUTH VOLUME	PERCENT NORTH IS OF TOTAL VOLUME	PERCENT SOUTH IS OF TOTAL VOLUME
8	13	2017	1	14	1,945	10.95	17	17,766	864	1,081	44.42	55.58
6	23	2017	6	15	1,936	10.90	18	17,766	987	949	50.98	49.02
7	28	2017	6	16	1,935	10.89	19	17,766	967	968	49.97	50.03
8	25	2017	6	16	1,932	10.87	20	17,766	1,014	918	52.48	47.52
10	6	2017	6	17	1,930	10.86	21	17,766	827	1,103	42.85	57.15
11	22	2017	4	14	1,925	10.84	22	17,766	951	974	49.40	50.60
10	15	2017	1	14	1,920	10.81	23	17,766	883	1,037	45.99	54.01
8	6	2017	1	14	1,919	10.80	24	17,766	877	1,042	45.70	54.30
9	1	2017	6	16	1,919	10.80	25	17,766	966	953	50.34	49.66
10	15	2017	1	16	1,918	10.80	26	17,766	927	991	48.33	51.67
3	10	2017	6	17	1,917	10.79	27	17,766	767	1,150	40.01	59.99
11	22	2017	4	16	1,917	10.79	28	17,766	863	1,054	45.02	54.98
8	11	2017	6	16	1,913	10.77	29	17,766	970	943	50.71	49.29
10	6	2017	6	16	1,907	10.73	30	17,766	934	973	48.98	51.02
9	1	2017	6	18	1,904	10.72	31	17,766	948	956	49.79	50.21
10	20	2017	6	17	1,904	10.72	32	17,766	861	1,043	45.22	54.78
4	7	2017	6	16	1,899	10.69	33	17,766	1,049	850	55.24	44.76
8	4	2017	6	16	1,899	10.69	34	17,766	975	924	51.34	48.66
8	20	2017	1	14	1,898	10.68	35	17,766	742	1,156	39.09	60.91
8	20	2017	1	16	1,898	10.68	36	17,766	784	1,114	41.31	58.69
6	16	2017	6	16	1,897	10.68	37	17,766	924	973	48.71	51.29
8	13	2017	1	17	1,892	10.65	38	17,766	880	1,012	46.51	53.49
7	23	2017	1	14	1,889	10.63	39	17,766	879	1,010	46.53	53.47
8	13	2017	1	15	1,888	10.63	40	17,766	870	1,018	46.08	53.92
7	1	2017	7	12	1,886	10.62	41	17,766	977	909	51.80	48.20
8	6	2017	1	15	1,881	10.59	42	17,766	882	999	46.89	53.11
7	28	2017	6	17	1,879	10.58	43	17,766	898	981	47.79	52.21
8	11	2017	6	15	1,879	10.58	44	17,766	922	957	49.07	50.93
10	8	2017	1	17	1,879	10.58	45	17,766	950	929	50.56	49.44
10	22	2017	1	14	1,879	10.58	46	17,766	840	1,039	44.70	55.30
9	29	2017	6	17	1,877	10.57	47	17,766	893	984	47.58	52.42
10	27	2017	6	17	1,873	10.54	48	17,766	897	976	47.89	52.11
5	26	2017	6	15	1,872	10.54	49	17,766	990	882	52.88	47.12
10	20	2017	6	16	1,872	10.54	50	17,766	882	990	47.12	52.88
5	26	2017	6	16	1,870	10.53	51	17,766	968	902	51.76	48.24
8	11	2017	6	14	1,869	10.52	52	17,766	998	871	53.40	46.60
10	13	2017	6	17	1,867	10.51	53	17,766	897	970	48.04	51.96
9	29	2017	6	16	1,861	10.48	54	17,766	940	921	50.51	49.49
11	22	2017	4	17	1,861	10.48	55	17,766	879	982	47.23	52.77
7	23	2017	1	15	1,859	10.46	56	17,766	855	1,004	45.99	54.01
7	21	2017	6	16	1,858	10.46	57	17,766	900	958	48.44	51.56
7	21	2017	6	17	1,857	10.45	58	17,766	850	1,007	45.77	54.23
5	5	2017	6	17	1,856	10.45	59	17,766	916	940	49.35	50.65
10	22	2017	1	15	1,856	10.45	60	17,766	854	1,002	46.01	53.99
10	15	2017	1	17	1,855	10.44	61	17,766	868	987	46.79	53.21
8	11	2017	6	17	1,847	10.40	62	17,766	913	934	49.43	50.57
7	21	2017	6	15	1,846	10.39	63	17,766	911	935	49.35	50.65
5	29	2017	2	16	1,843	10.37	64	17,766	800	1,043	43.41	56.59
7	7	2017	6	15	1,842	10.37	65	17,766	898	944	48.75	51.25
11	26	2017	1	17	1,842	10.37	66	17,766	1,050	792	57.00	43.00
8	13	2017	1	13	1,840	10.36	67	17,766	798	1,042	43.37	56.63

MO	DY	YR	DAY OF WK	HR	HR VOL	PERCENT OF AADT	HOUR NUMBER	AADT	NORTH VOLUME	SOUTH VOLUME	PERCENT NORTH IS OF TOTAL VOLUME	PERCENT SOUTH IS OF TOTAL VOLUME
7	30	2017	1	14	1,837	10.34	68	17,766	863	974	46.98	53.02
9	1	2017	6	15	1,837	10.34	69	17,766	996	841	54.22	45.78
6	30	2017	6	18	1,836	10.33	70	17,766	950	886	51.74	48.26
6	23	2017	6	17	1,834	10.32	71	17,766	902	932	49.18	50.82
7	28	2017	6	14	1,833	10.32	72	17,766	938	895	51.17	48.83
6	16	2017	6	15	1,832	10.31	73	17,766	912	920	49.78	50.22
6	23	2017	6	14	1,831	10.31	74	17,766	1,019	812	55.65	44.35
6	2	2017	6	16	1,830	10.30	75	17,766	896	934	48.96	51.04
8	4	2017	6	15	1,829	10.29	76	17,766	871	958	47.62	52.38
11	26	2017	1	13	1,828	10.29	77	17,766	901	927	49.29	50.71
7	30	2017	1	16	1,824	10.27	78	17,766	917	907	50.27	49.73
7	30	2017	1	15	1,823	10.26	79	17,766	917	906	50.30	49.70
9	4	2017	2	15	1,823	10.26	80	17,766	818	1,005	44.87	55.13
11	3	2017	6	16	1,823	10.26	81	17,766	908	915	49.81	50.19
10	8	2017	1	16	1,821	10.25	82	17,766	932	889	51.18	48.82
4	7	2017	6	14	1,820	10.24	83	17,766	1,080	740	59.34	40.66
7	5	2017	4	15	1,820	10.24	84	17,766	815	1,005	44.78	55.22
9	4	2017	2	16	1,817	10.23	85	17,766	757	1,060	41.66	58.34
10	22	2017	1	16	1,814	10.21	86	17,766	902	912	49.72	50.28
6	16	2017	6	17	1,812	10.20	87	17,766	865	947	47.74	52.26
6	23	2017	6	13	1,811	10.19	88	17,766	899	912	49.64	50.36
5	19	2017	6	15	1,809	10.18	89	17,766	841	968	46.49	53.51
10	22	2017	1	13	1,809	10.18	90	17,766	775	1,034	42.84	57.16
11	22	2017	4	13	1,808	10.18	91	17,766	811	997	44.86	55.14
8	25	2017	6	17	1,806	10.17	92	17,766	835	971	46.23	53.77
9	22	2017	6	16	1,804	10.15	93	17,766	851	953	47.17	52.83
5	12	2017	6	17	1,803	10.15	94	17,766	831	972	46.09	53.91
8	6	2017	1	16	1,801	10.14	95	17,766	880	921	48.86	51.14
8	27	2017	1	16	1,801	10.14	96	17,766	896	905	49.75	50.25
9	4	2017	2	14	1,801	10.14	97	17,766	736	1,065	40.87	59.13
11	3	2017	6	17	1,801	10.14	98	17,766	819	982	45.47	54.53
5	12	2017	6	16	1,796	10.11	99	17,766	838	958	46.66	53.34
6	16	2017	6	14	1,793	10.09	100	17,766	912	881	50.86	49.14
9	22	2017	6	17	1,792	10.09	101	17,766	794	998	44.31	55.69
3	31	2017	6	17	1,787	10.06	102	17,766	808	979	45.22	54.78
5	26	2017	6	18	1,787	10.06	103	17,766	862	925	48.24	51.76
4	7	2017	6	15	1,786	10.05	104	17,766	985	801	55.15	44.85
8	11	2017	6	13	1,783	10.04	105	17,766	941	842	52.78	47.22
6	30	2017	6	12	1,782	10.03	106	17,766	920	862	51.63	48.37
3	31	2017	6	16	1,781	10.02	107	17,766	841	940	47.22	52.78
10	6	2017	6	18	1,781	10.02	108	17,766	863	918	48.46	51.54
5	29	2017	2	14	1,780	10.02	109	17,766	780	1,000	43.82	56.18
8	27	2017	1	14	1,780	10.02	110	17,766	810	970	45.51	54.49
4	7	2017	6	17	1,779	10.01	111	17,766	811	968	45.59	54.41
6	30	2017	6	14	1,779	10.01	112	17,766	1,040	739	58.46	41.54
9	1	2017	6	14	1,779	10.01	113	17,766	931	848	52.33	47.67
4	9	2017	1	15	1,777	10.00	114	17,766	910	867	51.21	48.79
6	2	2017	6	17	1,776	10.00	115	17,766	864	912	48.65	51.35
5	19	2017	6	17	1,773	9.98	116	17,766	858	915	48.39	51.61
5	12	2017	6	14	1,772	9.97	117	17,766	1,006	766	56.77	43.23
8	21	2017	2	16	1,772	9.97	118	17,766	919	853	51.86	48.14

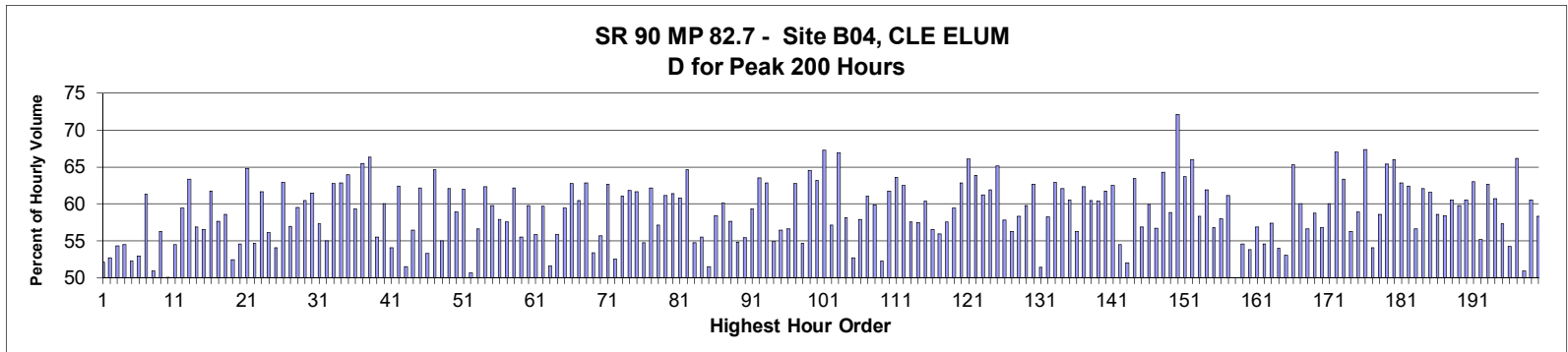
MO	DY	YR	DAY OF WK	HR	HR VOL	PERCENT OF AADT	HOUR NUMBER	AADT	NORTH VOLUME	SOUTH VOLUME	PERCENT NORTH IS OF TOTAL VOLUME	PERCENT SOUTH IS OF TOTAL VOLUME
6	18	2017	1	14	1,769	9.96	119	17,766	797	972	45.05	54.95
5	29	2017	2	15	1,768	9.95	120	17,766	754	1,014	42.65	57.35
7	7	2017	6	16	1,767	9.95	121	17,766	823	944	46.58	53.42
6	23	2017	6	18	1,766	9.94	122	17,766	961	805	54.42	45.58
9	4	2017	2	17	1,764	9.93	123	17,766	783	981	44.39	55.61
6	9	2017	6	17	1,762	9.92	124	17,766	883	879	50.11	49.89
10	8	2017	1	15	1,762	9.92	125	17,766	842	920	47.79	52.21
4	9	2017	1	16	1,760	9.91	126	17,766	943	817	53.58	46.42
8	4	2017	6	13	1,760	9.91	127	17,766	849	911	48.24	51.76
8	4	2017	6	17	1,760	9.91	128	17,766	853	907	48.47	51.53
7	5	2017	4	16	1,759	9.90	129	17,766	721	1,038	40.99	59.01
6	16	2017	6	13	1,758	9.90	130	17,766	872	886	49.60	50.40
10	27	2017	6	16	1,757	9.89	131	17,766	882	875	50.20	49.80
5	5	2017	6	16	1,756	9.88	132	17,766	862	894	49.09	50.91
6	18	2017	1	16	1,755	9.88	133	17,766	894	861	50.94	49.06
4	9	2017	1	14	1,754	9.87	134	17,766	871	883	49.66	50.34
7	21	2017	6	14	1,754	9.87	135	17,766	894	860	50.97	49.03
7	23	2017	1	13	1,752	9.86	136	17,766	739	1,013	42.18	57.82
6	16	2017	6	18	1,750	9.85	137	17,766	796	954	45.49	54.51
10	13	2017	6	15	1,750	9.85	138	17,766	903	847	51.60	48.40
8	20	2017	1	17	1,748	9.84	139	17,766	709	1,039	40.56	59.44
8	27	2017	1	15	1,748	9.84	140	17,766	788	960	45.08	54.92
4	21	2017	6	17	1,747	9.83	141	17,766	828	919	47.40	52.60
4	7	2017	6	13	1,744	9.82	142	17,766	975	769	55.91	44.09
9	29	2017	6	15	1,744	9.82	143	17,766	944	800	54.13	45.87
8	4	2017	6	14	1,740	9.79	144	17,766	860	880	49.43	50.57
8	25	2017	6	14	1,740	9.79	145	17,766	943	797	54.20	45.80
7	21	2017	6	18	1,737	9.78	146	17,766	857	880	49.34	50.66
5	19	2017	6	16	1,735	9.77	147	17,766	773	962	44.55	55.45
9	15	2017	6	16	1,735	9.77	148	17,766	875	860	50.43	49.57
3	31	2017	6	18	1,734	9.76	149	17,766	728	1,006	41.98	58.02
8	6	2017	1	13	1,734	9.76	150	17,766	739	995	42.62	57.38
7	27	2017	5	18	1,733	9.75	151	17,766	750	983	43.28	56.72
9	15	2017	6	17	1,733	9.75	152	17,766	824	909	47.55	52.45
5	19	2017	6	18	1,732	9.75	153	17,766	802	930	46.30	53.70
4	28	2017	6	16	1,730	9.74	154	17,766	816	914	47.17	52.83
6	9	2017	6	16	1,729	9.73	155	17,766	848	881	49.05	50.95
4	2	2017	1	14	1,726	9.72	156	17,766	800	926	46.35	53.65
4	2	2017	1	17	1,726	9.72	157	17,766	926	800	53.65	46.35
10	1	2017	1	16	1,726	9.72	158	17,766	879	847	50.93	49.07
3	10	2017	6	16	1,724	9.70	159	17,766	753	971	43.68	56.32
10	20	2017	6	14	1,724	9.70	160	17,766	881	843	51.10	48.90
4	9	2017	1	17	1,722	9.69	161	17,766	936	786	54.36	45.64
7	30	2017	1	17	1,722	9.69	162	17,766	865	857	50.23	49.77
4	2	2017	1	16	1,720	9.68	163	17,766	868	852	50.47	49.53
10	22	2017	1	17	1,720	9.68	164	17,766	829	891	48.20	51.80
3	24	2017	6	17	1,718	9.67	165	17,766	794	924	46.22	53.78
6	9	2017	6	18	1,717	9.66	166	17,766	820	897	47.76	52.24
8	20	2017	1	13	1,716	9.66	167	17,766	576	1,140	33.57	66.43
4	21	2017	6	16	1,714	9.65	168	17,766	809	905	47.20	52.80
7	23	2017	1	16	1,714	9.65	169	17,766	833	881	48.60	51.40



MO	DY	YR	DAY OF WK	HR	HR VOL	PERCENT OF AADT	HOUR NUMBER	AADT	NORTH VOLUME	SOUTH VOLUME	PERCENT NORTH IS OF TOTAL VOLUME	PERCENT SOUTH IS OF TOTAL VOLUME
7	7	2017	6	17	1,713	9.64	170	17,766	801	912	46.76	53.24
6	18	2017	1	13	1,712	9.64	171	17,766	694	1,018	40.54	59.46
10	6	2017	6	15	1,712	9.64	172	17,766	833	879	48.66	51.34
10	8	2017	1	14	1,712	9.64	173	17,766	796	916	46.50	53.50
10	20	2017	6	15	1,712	9.64	174	17,766	861	851	50.29	49.71
7	1	2017	7	13	1,711	9.63	175	17,766	915	796	53.48	46.52
10	27	2017	6	18	1,710	9.63	176	17,766	801	909	46.84	53.16
11	17	2017	6	17	1,708	9.61	177	17,766	718	990	42.04	57.96
6	23	2017	6	12	1,707	9.61	178	17,766	834	873	48.86	51.14
7	20	2017	5	17	1,707	9.61	179	17,766	760	947	44.52	55.48
4	14	2017	6	17	1,705	9.60	180	17,766	786	919	46.10	53.90
5	26	2017	6	14	1,705	9.60	181	17,766	924	781	54.19	45.81
6	30	2017	6	13	1,704	9.59	182	17,766	922	782	54.11	45.89
5	29	2017	2	17	1,701	9.57	183	17,766	751	950	44.15	55.85
7	23	2017	1	12	1,699	9.56	184	17,766	737	962	43.38	56.62
7	21	2017	6	13	1,696	9.55	185	17,766	850	846	50.12	49.88
9	4	2017	2	13	1,696	9.55	186	17,766	634	1,062	37.38	62.62
5	7	2017	1	17	1,695	9.54	187	17,766	721	974	42.54	57.46
10	15	2017	1	18	1,695	9.54	188	17,766	785	910	46.31	53.69
8	11	2017	6	12	1,694	9.54	189	17,766	893	801	52.72	47.28
8	11	2017	6	18	1,694	9.54	190	17,766	871	823	51.42	48.58
7	7	2017	6	14	1,693	9.53	191	17,766	901	792	53.22	46.78
8	17	2017	5	15	1,692	9.52	192	17,766	793	899	46.87	53.13
8	17	2017	5	17	1,692	9.52	193	17,766	759	933	44.86	55.14
10	6	2017	6	14	1,692	9.52	194	17,766	864	828	51.06	48.94
5	5	2017	6	15	1,690	9.51	195	17,766	888	802	52.54	47.46
6	22	2017	5	17	1,690	9.51	196	17,766	753	937	44.56	55.44
8	3	2017	5	14	1,690	9.51	197	17,766	836	854	49.47	50.53
10	13	2017	6	14	1,689	9.51	198	17,766	880	809	52.10	47.90
7	28	2017	6	18	1,688	9.50	199	17,766	863	825	51.13	48.87
9	22	2017	6	15	1,686	9.49	200	17,766	859	827	50.95	49.05



**AADT= 33,046      K 30 FACTOR= 13.31      K 100 FACTOR= 12.38      K 200 FACTOR= 11.67      D 30 FACTOR= 61.48**



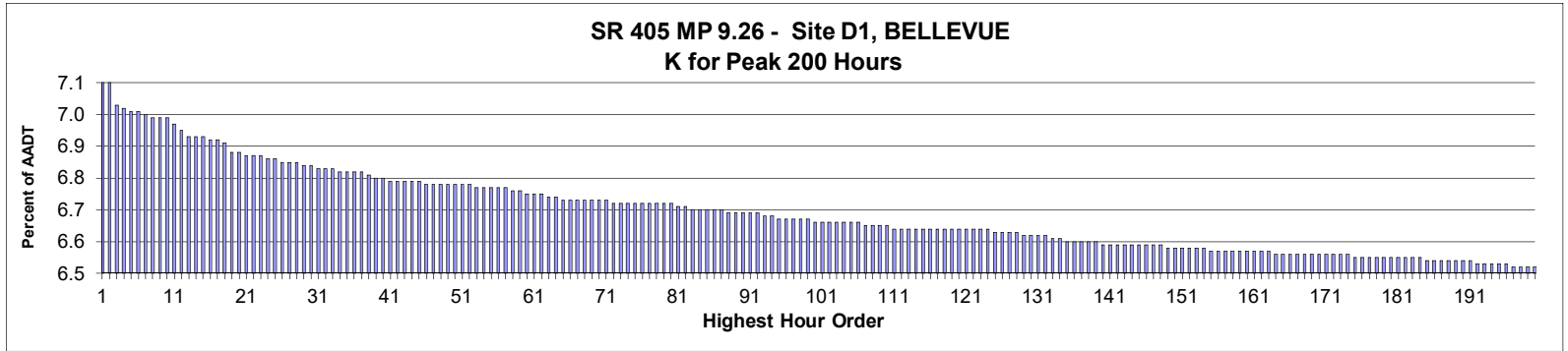
MO	DY	YR	DAY OF WK	HR	HR VOL	PERCENT OF AADT	HOUR NUMBER	AADT	EAST VOLUME	WEST VOLUME	PERCENT EAST IS OF TOTAL VOLUME	PERCENT WEST IS OF TOTAL VOLUME
11	26	2017	1	15	5,311	16.07	1	33,046	2,765	2,546	52.06	47.94
8	20	2017	1	12	5,157	15.61	2	33,046	2,439	2,718	47.29	52.71
11	26	2017	1	13	5,110	15.46	3	33,046	2,777	2,333	54.34	45.66
8	13	2017	1	13	4,828	14.61	4	33,046	2,196	2,632	45.48	54.52
11	26	2017	1	16	4,798	14.52	5	33,046	2,506	2,292	52.23	47.77
8	20	2017	1	11	4,793	14.50	6	33,046	2,256	2,537	47.07	52.93
4	9	2017	1	16	4,792	14.50	7	33,046	1,853	2,939	38.67	61.33
11	26	2017	1	14	4,758	14.40	8	33,046	2,336	2,422	49.10	50.90
8	13	2017	1	12	4,751	14.38	9	33,046	2,078	2,673	43.74	56.26
6	23	2017	6	15	4,653	14.08	10	33,046	2,326	2,327	49.99	50.01
11	26	2017	1	12	4,638	14.03	11	33,046	2,527	2,111	54.48	45.52
4	9	2017	1	17	4,617	13.97	12	33,046	1,874	2,743	40.59	59.41
6	18	2017	1	13	4,611	13.95	13	33,046	1,688	2,923	36.61	63.39
8	20	2017	1	14	4,594	13.90	14	33,046	2,614	1,980	56.90	43.10
7	30	2017	1	13	4,567	13.82	15	33,046	1,985	2,582	43.46	56.54
8	6	2017	1	14	4,550	13.77	16	33,046	1,740	2,810	38.24	61.76

MO	DY	YR	DAY OF WK	HR	HR VOL	PERCENT OF AADT	HOUR NUMBER	AADT	EAST VOLUME	WEST VOLUME	PERCENT EAST IS OF TOTAL VOLUME	PERCENT WEST IS OF TOTAL VOLUME
11	22	2017	4	16	4,538	13.73	17	33,046	2,617	1,921	57.67	42.33
8	6	2017	1	13	4,504	13.63	18	33,046	1,864	2,640	41.39	58.61
10	22	2017	1	14	4,481	13.56	19	33,046	2,131	2,350	47.56	52.44
8	18	2017	6	15	4,477	13.55	20	33,046	2,445	2,032	54.61	45.39
10	15	2017	1	16	4,476	13.54	21	33,046	1,575	2,901	35.19	64.81
7	21	2017	6	14	4,466	13.51	22	33,046	2,440	2,026	54.64	45.36
8	27	2017	1	13	4,466	13.51	23	33,046	1,713	2,753	38.36	61.64
5	5	2017	6	17	4,460	13.50	24	33,046	2,504	1,956	56.14	43.86
6	16	2017	6	16	4,434	13.42	25	33,046	2,398	2,036	54.08	45.92
6	18	2017	1	12	4,430	13.41	26	33,046	1,642	2,788	37.07	62.93
4	9	2017	1	15	4,425	13.39	27	33,046	1,903	2,522	43.01	56.99
7	23	2017	1	12	4,421	13.38	28	33,046	1,790	2,631	40.49	59.51
8	27	2017	1	12	4,405	13.33	29	33,046	1,741	2,664	39.52	60.48
8	6	2017	1	15	4,400	13.31	30	33,046	1,695	2,705	38.52	61.48
7	30	2017	1	14	4,380	13.25	31	33,046	1,872	2,508	42.74	57.26
7	23	2017	1	13	4,363	13.20	32	33,046	1,962	2,401	44.97	55.03
9	4	2017	2	13	4,356	13.18	33	33,046	1,623	2,733	37.26	62.74
10	15	2017	1	14	4,354	13.18	34	33,046	1,616	2,738	37.12	62.88
10	1	2017	1	15	4,347	13.15	35	33,046	1,566	2,781	36.02	63.98
10	22	2017	1	15	4,337	13.12	36	33,046	1,764	2,573	40.67	59.33
10	15	2017	1	15	4,330	13.10	37	33,046	1,495	2,835	34.53	65.47
5	7	2017	1	15	4,329	13.10	38	33,046	1,456	2,873	33.63	66.37
7	1	2017	7	13	4,318	13.07	39	33,046	2,397	1,921	55.51	44.49
7	16	2017	1	13	4,318	13.07	40	33,046	1,725	2,593	39.95	60.05
4	9	2017	1	14	4,313	13.05	41	33,046	1,980	2,333	45.91	54.09
9	4	2017	2	12	4,312	13.05	42	33,046	1,620	2,692	37.57	62.43
11	22	2017	4	15	4,309	13.04	43	33,046	2,218	2,091	51.47	48.53
7	21	2017	6	15	4,305	13.03	44	33,046	2,429	1,876	56.42	43.58
7	9	2017	1	14	4,304	13.02	45	33,046	1,629	2,675	37.85	62.15
8	25	2017	6	14	4,302	13.02	46	33,046	2,292	2,010	53.28	46.72
9	17	2017	1	18	4,302	13.02	47	33,046	1,521	2,781	35.36	64.64
7	30	2017	1	12	4,298	13.01	48	33,046	1,935	2,363	45.02	54.98
8	20	2017	1	15	4,284	12.96	49	33,046	2,661	1,623	62.11	37.89
9	2	2017	7	12	4,267	12.91	50	33,046	2,513	1,754	58.89	41.11
8	5	2017	7	12	4,261	12.89	51	33,046	2,643	1,618	62.03	37.97
11	22	2017	4	14	4,260	12.89	52	33,046	2,103	2,157	49.37	50.63
8	18	2017	6	16	4,256	12.88	53	33,046	2,409	1,847	56.60	43.40
7	9	2017	1	15	4,253	12.87	54	33,046	1,604	2,649	37.71	62.29
9	17	2017	1	14	4,249	12.86	55	33,046	1,709	2,540	40.22	59.78
8	19	2017	7	15	4,246	12.85	56	33,046	2,460	1,786	57.94	42.06
7	1	2017	7	12	4,243	12.84	57	33,046	2,442	1,801	57.55	42.45
6	18	2017	1	14	4,242	12.84	58	33,046	1,607	2,635	37.88	62.12
8	6	2017	1	12	4,238	12.82	59	33,046	1,884	2,354	44.45	55.55
6	25	2017	1	12	4,236	12.82	60	33,046	1,704	2,532	40.23	59.77
8	11	2017	6	13	4,236	12.82	61	33,046	2,365	1,871	55.83	44.17
8	19	2017	7	12	4,232	12.81	62	33,046	2,525	1,707	59.66	40.34
8	13	2017	1	14	4,224	12.78	63	33,046	2,046	2,178	48.44	51.56
8	11	2017	6	15	4,222	12.78	64	33,046	2,358	1,864	55.85	44.15
7	21	2017	6	16	4,210	12.74	65	33,046	2,501	1,709	59.41	40.59
10	15	2017	1	17	4,206	12.73	66	33,046	1,568	2,638	37.28	62.72
5	21	2017	1	15	4,198	12.70	67	33,046	1,659	2,539	39.52	60.48

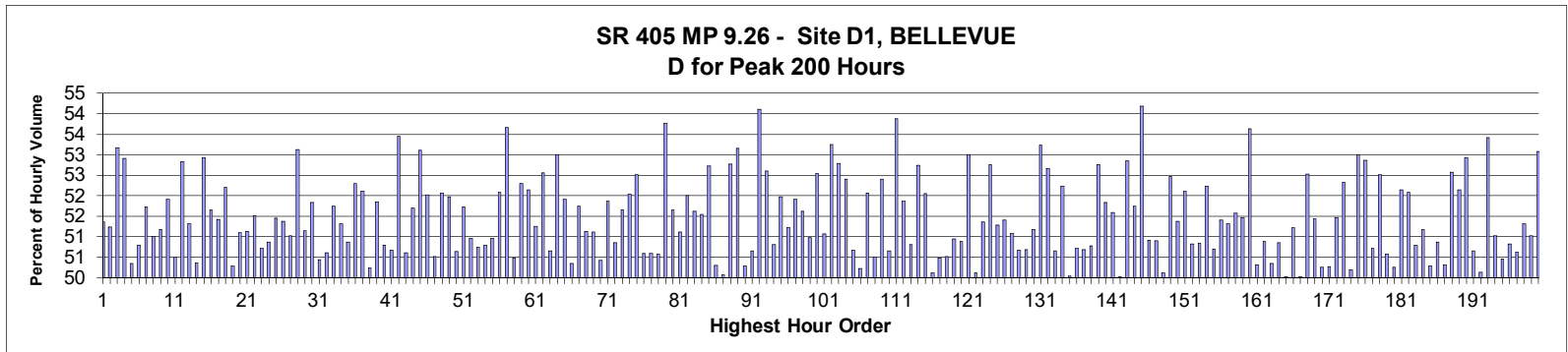
MO	DY	YR	DAY OF WK	HR	HR VOL	PERCENT OF AADT	HOUR NUMBER	AADT	EAST VOLUME	WEST VOLUME	PERCENT EAST IS OF TOTAL VOLUME	PERCENT WEST IS OF TOTAL VOLUME
10	1	2017	1	14	4,187	12.67	68	33,046	1,555	2,632	37.14	62.86
7	21	2017	6	13	4,186	12.67	69	33,046	2,236	1,950	53.42	46.58
7	28	2017	6	15	4,182	12.66	70	33,046	2,327	1,855	55.64	44.36
4	23	2017	1	16	4,180	12.65	71	33,046	1,559	2,621	37.30	62.70
8	18	2017	6	14	4,177	12.64	72	33,046	2,195	1,982	52.55	47.45
10	1	2017	1	16	4,175	12.63	73	33,046	1,628	2,547	38.99	61.01
7	23	2017	1	11	4,169	12.62	74	33,046	1,590	2,579	38.14	61.86
7	1	2017	7	11	4,165	12.60	75	33,046	2,569	1,596	61.68	38.32
12	26	2017	3	14	4,164	12.60	76	33,046	1,884	2,280	45.24	54.76
5	27	2017	7	11	4,163	12.60	77	33,046	2,589	1,574	62.19	37.81
8	19	2017	7	13	4,158	12.58	78	33,046	2,374	1,784	57.09	42.91
5	27	2017	7	12	4,155	12.57	79	33,046	2,541	1,614	61.16	38.84
8	20	2017	1	16	4,151	12.56	80	33,046	2,548	1,603	61.38	38.62
8	6	2017	1	16	4,147	12.55	81	33,046	1,626	2,521	39.21	60.79
5	7	2017	1	16	4,137	12.52	82	33,046	1,463	2,674	35.36	64.64
8	11	2017	6	14	4,135	12.51	83	33,046	2,264	1,871	54.75	45.25
6	11	2017	1	13	4,131	12.50	84	33,046	1,838	2,293	44.49	55.51
11	22	2017	4	13	4,131	12.50	85	33,046	2,127	2,004	51.49	48.51
8	18	2017	6	17	4,130	12.50	86	33,046	2,412	1,718	58.40	41.60
5	21	2017	1	17	4,128	12.49	87	33,046	1,646	2,482	39.87	60.13
8	19	2017	7	16	4,123	12.48	88	33,046	2,377	1,746	57.65	42.35
8	18	2017	6	13	4,122	12.47	89	33,046	2,260	1,862	54.83	45.17
8	25	2017	6	15	4,121	12.47	90	33,046	2,285	1,836	55.45	44.55
9	17	2017	1	13	4,119	12.46	91	33,046	1,673	2,446	40.62	59.38
6	11	2017	1	15	4,117	12.46	92	33,046	1,501	2,616	36.46	63.54
9	1	2017	6	15	4,115	12.45	93	33,046	2,585	1,530	62.82	37.18
12	26	2017	3	15	4,112	12.44	94	33,046	1,853	2,259	45.06	54.94
8	12	2017	7	12	4,107	12.43	95	33,046	2,318	1,789	56.44	43.56
8	20	2017	1	13	4,107	12.43	96	33,046	2,325	1,782	56.61	43.39
10	1	2017	1	13	4,107	12.43	97	33,046	1,529	2,578	37.23	62.77
7	28	2017	6	14	4,105	12.42	98	33,046	2,243	1,862	54.64	45.36
5	7	2017	1	17	4,092	12.38	99	33,046	1,451	2,641	35.46	64.54
6	11	2017	1	16	4,092	12.38	100	33,046	1,505	2,587	36.78	63.22
5	14	2017	1	15	4,091	12.38	101	33,046	1,338	2,753	32.71	67.29
7	16	2017	1	12	4,084	12.36	102	33,046	1,752	2,332	42.90	57.10
5	14	2017	1	17	4,078	12.34	103	33,046	1,347	2,731	33.03	66.97
4	2	2017	1	16	4,077	12.34	104	33,046	1,706	2,371	41.84	58.16
8	25	2017	6	13	4,077	12.34	105	33,046	2,150	1,927	52.73	47.27
8	11	2017	6	16	4,074	12.33	106	33,046	2,358	1,716	57.88	42.12
9	17	2017	1	15	4,074	12.33	107	33,046	1,586	2,488	38.93	61.07
8	19	2017	7	11	4,064	12.30	108	33,046	2,432	1,632	59.84	40.16
7	22	2017	7	15	4,062	12.29	109	33,046	2,122	1,940	52.24	47.76
9	1	2017	6	14	4,057	12.28	110	33,046	2,505	1,552	61.75	38.25
5	26	2017	6	14	4,056	12.27	111	33,046	2,580	1,476	63.61	36.39
6	30	2017	6	16	4,053	12.26	112	33,046	2,532	1,521	62.47	37.53
7	9	2017	1	13	4,052	12.26	113	33,046	1,721	2,331	42.47	57.53
7	31	2017	2	13	4,052	12.26	114	33,046	1,725	2,327	42.57	57.43
4	23	2017	1	17	4,050	12.26	115	33,046	1,604	2,446	39.60	60.40
7	28	2017	6	16	4,046	12.24	116	33,046	2,286	1,760	56.50	43.50
7	14	2017	6	15	4,044	12.24	117	33,046	2,263	1,781	55.96	44.04
8	27	2017	1	14	4,043	12.23	118	33,046	1,715	2,328	42.42	57.58

MO	DY	YR	DAY OF WK	HR	HR VOL	PERCENT OF AADT	HOUR NUMBER	AADT	EAST VOLUME	WEST VOLUME	PERCENT EAST IS OF TOTAL VOLUME	PERCENT WEST IS OF TOTAL VOLUME
9	15	2017	6	15	4,034	12.21	119	33,046	2,396	1,638	59.40	40.60
8	19	2017	7	17	4,031	12.20	120	33,046	2,532	1,499	62.81	37.19
5	27	2017	7	10	4,020	12.16	121	33,046	2,656	1,364	66.07	33.93
6	24	2017	7	11	4,020	12.16	122	33,046	2,566	1,454	63.83	36.17
7	30	2017	1	17	4,019	12.16	123	33,046	1,558	2,461	38.77	61.23
5	21	2017	1	16	4,014	12.15	124	33,046	1,528	2,486	38.07	61.93
5	7	2017	1	18	4,006	12.12	125	33,046	1,396	2,610	34.85	65.15
7	1	2017	7	15	4,005	12.12	126	33,046	2,317	1,688	57.85	42.15
8	19	2017	7	14	4,001	12.11	127	33,046	2,251	1,750	56.26	43.74
9	17	2017	1	12	3,997	12.10	128	33,046	1,665	2,332	41.66	58.34
9	4	2017	2	14	3,993	12.08	129	33,046	1,606	2,387	40.22	59.78
6	11	2017	1	17	3,990	12.07	130	33,046	1,488	2,502	37.29	62.71
7	22	2017	7	12	3,989	12.07	131	33,046	2,052	1,937	51.44	48.56
9	15	2017	6	19	3,988	12.07	132	33,046	2,321	1,667	58.20	41.80
5	26	2017	6	15	3,986	12.06	133	33,046	2,510	1,476	62.97	37.03
9	1	2017	6	16	3,984	12.06	134	33,046	2,474	1,510	62.10	37.90
7	21	2017	6	17	3,974	12.03	135	33,046	2,405	1,569	60.52	39.48
7	31	2017	2	12	3,973	12.02	136	33,046	1,736	2,237	43.69	56.31
10	15	2017	1	18	3,972	12.02	137	33,046	1,496	2,476	37.66	62.34
4	9	2017	1	18	3,968	12.01	138	33,046	1,570	2,398	39.57	60.43
5	21	2017	1	14	3,966	12.00	139	33,046	1,570	2,396	39.59	60.41
4	7	2017	6	15	3,964	12.00	140	33,046	2,447	1,517	61.73	38.27
4	30	2017	1	17	3,962	11.99	141	33,046	1,484	2,478	37.46	62.54
7	2	2017	1	14	3,954	11.97	142	33,046	1,800	2,154	45.52	54.48
4	9	2017	1	13	3,949	11.95	143	33,046	1,894	2,055	47.96	52.04
7	1	2017	7	16	3,948	11.95	144	33,046	2,506	1,442	63.48	36.52
8	11	2017	6	12	3,948	11.95	145	33,046	2,245	1,703	56.86	43.14
7	9	2017	1	16	3,947	11.94	146	33,046	1,581	2,366	40.06	59.94
3	26	2017	1	16	3,946	11.94	147	33,046	1,707	2,239	43.26	56.74
7	21	2017	6	18	3,946	11.94	148	33,046	2,537	1,409	64.29	35.71
12	23	2017	7	13	3,944	11.93	149	33,046	2,322	1,622	58.87	41.13
5	29	2017	2	11	3,942	11.93	150	33,046	1,097	2,845	27.83	72.17
9	2	2017	7	11	3,938	11.92	151	33,046	2,508	1,430	63.69	36.31
7	21	2017	6	19	3,937	11.91	152	33,046	2,598	1,339	65.99	34.01
9	24	2017	1	14	3,937	11.91	153	33,046	1,640	2,297	41.66	58.34
4	23	2017	1	15	3,936	11.91	154	33,046	1,499	2,437	38.08	61.92
6	30	2017	6	14	3,934	11.90	155	33,046	2,234	1,700	56.79	43.21
7	14	2017	6	17	3,932	11.90	156	33,046	2,279	1,653	57.96	42.04
9	24	2017	1	15	3,931	11.90	157	33,046	1,527	2,404	38.85	61.15
7	2	2017	1	13	3,930	11.89	158	33,046	1,965	1,965	50.00	50.00
7	22	2017	7	11	3,930	11.89	159	33,046	2,146	1,784	54.61	45.39
8	12	2017	7	13	3,929	11.89	160	33,046	2,113	1,816	53.78	46.22
4	30	2017	1	14	3,927	11.88	161	33,046	1,692	2,235	43.09	56.91
8	18	2017	6	12	3,927	11.88	162	33,046	2,143	1,784	54.57	45.43
9	24	2017	1	16	3,927	11.88	163	33,046	1,673	2,254	42.60	57.40
7	22	2017	7	13	3,924	11.87	164	33,046	2,118	1,806	53.98	46.02
5	19	2017	6	18	3,919	11.86	165	33,046	2,077	1,842	53.00	47.00
5	7	2017	1	14	3,915	11.85	166	33,046	1,359	2,556	34.71	65.29
10	8	2017	1	16	3,915	11.85	167	33,046	1,566	2,349	40.00	60.00
8	4	2017	6	15	3,914	11.84	168	33,046	2,216	1,698	56.62	43.38
4	30	2017	1	16	3,911	11.84	169	33,046	1,613	2,298	41.24	58.76

MO	DY	YR	DAY OF WK	HR	HR VOL	PERCENT OF AADT	HOUR NUMBER	AADT	EAST VOLUME	WEST VOLUME	PERCENT EAST IS OF TOTAL VOLUME	PERCENT WEST IS OF TOTAL VOLUME
7	9	2017	1	12	3,909	11.83	170	33,046	1,690	2,219	43.23	56.77
9	17	2017	1	17	3,905	11.82	171	33,046	1,562	2,343	40.00	60.00
6	4	2017	1	15	3,904	11.81	172	33,046	1,289	2,615	33.02	66.98
6	11	2017	1	14	3,903	11.81	173	33,046	1,431	2,472	36.66	63.34
6	25	2017	1	13	3,895	11.79	174	33,046	1,703	2,192	43.72	56.28
11	22	2017	4	17	3,893	11.78	175	33,046	2,295	1,598	58.95	41.05
9	4	2017	2	11	3,892	11.78	176	33,046	1,271	2,621	32.66	67.34
8	4	2017	6	14	3,889	11.77	177	33,046	2,102	1,787	54.05	45.95
4	2	2017	1	15	3,888	11.77	178	33,046	1,610	2,278	41.41	58.59
5	26	2017	6	20	3,888	11.77	179	33,046	2,544	1,344	65.43	34.57
6	4	2017	1	14	3,888	11.77	180	33,046	1,323	2,565	34.03	65.97
10	1	2017	1	17	3,886	11.76	181	33,046	1,445	2,441	37.18	62.82
6	9	2017	6	16	3,880	11.74	182	33,046	2,423	1,457	62.45	37.55
8	6	2017	1	17	3,880	11.74	183	33,046	1,683	2,197	43.38	56.62
4	30	2017	1	15	3,879	11.74	184	33,046	1,470	2,409	37.90	62.10
6	23	2017	6	16	3,876	11.73	185	33,046	2,386	1,490	61.56	38.44
9	2	2017	7	13	3,873	11.72	186	33,046	2,269	1,604	58.59	41.41
5	5	2017	6	16	3,872	11.72	187	33,046	2,261	1,611	58.39	41.61
8	18	2017	6	18	3,871	11.71	188	33,046	2,345	1,526	60.58	39.42
8	20	2017	1	17	3,871	11.71	189	33,046	2,314	1,557	59.78	40.22
9	1	2017	6	13	3,870	11.71	190	33,046	2,344	1,526	60.57	39.43
6	30	2017	6	17	3,867	11.70	191	33,046	2,436	1,431	62.99	37.01
7	28	2017	6	13	3,867	11.70	192	33,046	2,132	1,735	55.13	44.87
4	7	2017	6	16	3,866	11.70	193	33,046	2,423	1,443	62.67	37.33
6	23	2017	6	14	3,865	11.70	194	33,046	2,345	1,520	60.67	39.33
7	2	2017	1	15	3,863	11.69	195	33,046	1,651	2,212	42.74	57.26
8	25	2017	6	12	3,862	11.69	196	33,046	2,095	1,767	54.25	45.75
5	26	2017	6	18	3,860	11.68	197	33,046	2,554	1,306	66.17	33.83
7	1	2017	7	14	3,858	11.67	198	33,046	1,964	1,894	50.91	49.09
10	13	2017	6	16	3,858	11.67	199	33,046	2,335	1,523	60.52	39.48
8	25	2017	6	16	3,857	11.67	200	33,046	2,250	1,607	58.34	41.66



**AADT= 152,356      K 30 FACTOR= 6.84      K 100 FACTOR= 6.66      K 200 FACTOR= 6.52      D 30 FACTOR= 51.83**



MO	DY	YR	DAY OF WK	HR	HR VOL	PERCENT OF AADT	HOUR NUMBER	AADT	NORTH VOLUME	SOUTH VOLUME	PERCENT NORTH IS OF TOTAL VOLUME	PERCENT SOUTH IS OF TOTAL VOLUME
4	16	2017	1	13	10,823	7.10	1	152,356	5,559	5,264	51.36	48.64
4	29	2017	7	13	10,811	7.10	2	152,356	5,540	5,271	51.24	48.76
3	4	2017	7	12	10,715	7.03	3	152,356	5,697	5,018	53.17	46.83
2	25	2017	7	13	10,689	7.02	4	152,356	5,656	5,033	52.91	47.09
3	4	2017	7	15	10,681	7.01	5	152,356	5,378	5,303	50.35	49.65
4	29	2017	7	12	10,675	7.01	6	152,356	5,422	5,253	50.79	49.21
1	28	2017	7	14	10,672	7.00	7	152,356	5,521	5,151	51.73	48.27
2	25	2017	7	14	10,649	6.99	8	152,356	5,431	5,218	51.00	49.00
5	14	2017	1	13	10,649	6.99	9	152,356	5,449	5,200	51.17	48.83
5	14	2017	1	14	10,643	6.99	10	152,356	5,526	5,117	51.92	48.08
2	25	2017	7	15	10,625	6.97	11	152,356	5,259	5,366	49.50	50.50
9	9	2017	7	12	10,596	6.95	12	152,356	5,598	4,998	52.83	47.17
9	16	2017	7	11	10,565	6.93	13	152,356	5,421	5,144	51.31	48.69
4	30	2017	1	14	10,555	6.93	14	152,356	5,316	5,239	50.36	49.64
3	4	2017	7	14	10,553	6.93	15	152,356	5,585	4,968	52.92	47.08
4	1	2017	7	14	10,540	6.92	16	152,356	5,444	5,096	51.65	48.35

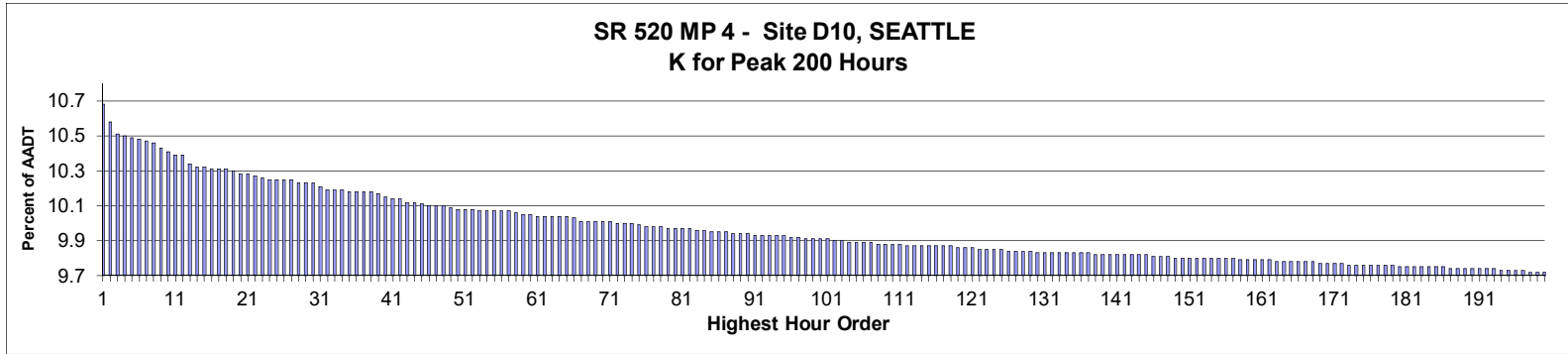
MO	DY	YR	DAY OF WK	HR	HR VOL	PERCENT OF AADT	HOUR NUMBER	AADT	NORTH VOLUME	SOUTH VOLUME	PERCENT NORTH IS OF TOTAL VOLUME	PERCENT SOUTH IS OF TOTAL VOLUME
4	16	2017	1	14	10,538	6.92	17	152,356	5,419	5,119	51.42	48.58
4	8	2017	7	13	10,522	6.91	18	152,356	5,493	5,029	52.20	47.80
12	16	2017	7	15	10,484	6.88	19	152,356	5,272	5,212	50.29	49.71
5	13	2017	7	13	10,475	6.88	20	152,356	5,353	5,122	51.10	48.90
5	13	2017	7	14	10,474	6.87	21	152,356	5,355	5,119	51.13	48.87
3	11	2017	7	15	10,470	6.87	22	152,356	5,394	5,076	51.52	48.48
4	1	2017	7	15	10,461	6.87	23	152,356	5,155	5,306	49.28	50.72
3	25	2017	7	12	10,457	6.86	24	152,356	5,319	5,138	50.87	49.13
9	16	2017	7	12	10,453	6.86	25	152,356	5,378	5,075	51.45	48.55
4	30	2017	1	13	10,443	6.85	26	152,356	5,365	5,078	51.37	48.63
10	7	2017	7	14	10,440	6.85	27	152,356	5,328	5,112	51.03	48.97
9	23	2017	7	12	10,429	6.85	28	152,356	5,541	4,888	53.13	46.87
4	29	2017	7	14	10,428	6.84	29	152,356	5,333	5,095	51.14	48.86
6	17	2017	7	12	10,417	6.84	30	152,356	5,399	5,018	51.83	48.17
9	17	2017	1	13	10,409	6.83	31	152,356	5,250	5,159	50.44	49.56
9	24	2017	1	13	10,407	6.83	32	152,356	5,267	5,140	50.61	49.39
4	29	2017	7	15	10,401	6.83	33	152,356	5,018	5,383	48.25	51.75
7	29	2017	7	13	10,397	6.82	34	152,356	5,335	5,062	51.31	48.69
9	23	2017	7	13	10,394	6.82	35	152,356	5,287	5,107	50.87	49.13
4	15	2017	7	13	10,392	6.82	36	152,356	5,435	4,957	52.30	47.70
4	1	2017	7	13	10,386	6.82	37	152,356	5,412	4,974	52.11	47.89
3	4	2017	7	16	10,372	6.81	38	152,356	5,211	5,161	50.24	49.76
3	11	2017	7	18	10,364	6.80	39	152,356	5,374	4,990	51.85	48.15
7	23	2017	1	13	10,358	6.80	40	152,356	5,262	5,096	50.80	49.20
3	19	2017	1	16	10,351	6.79	41	152,356	5,245	5,106	50.67	49.33
10	7	2017	7	12	10,346	6.79	42	152,356	5,530	4,816	53.45	46.55
1	28	2017	7	15	10,343	6.79	43	152,356	5,235	5,108	50.61	49.39
9	17	2017	1	14	10,339	6.79	44	152,356	5,345	4,994	51.70	48.30
10	28	2017	7	13	10,339	6.79	45	152,356	5,491	4,848	53.11	46.89
3	19	2017	1	14	10,334	6.78	46	152,356	5,376	4,958	52.02	47.98
6	18	2017	1	13	10,333	6.78	47	152,356	5,220	5,113	50.52	49.48
5	13	2017	7	12	10,332	6.78	48	152,356	5,379	4,953	52.06	47.94
9	10	2017	1	13	10,330	6.78	49	152,356	5,370	4,960	51.98	48.02
7	1	2017	7	13	10,329	6.78	50	152,356	5,231	5,098	50.64	49.36
3	18	2017	7	14	10,326	6.78	51	152,356	5,342	4,984	51.73	48.27
1	14	2017	7	13	10,324	6.78	52	152,356	5,261	5,063	50.96	49.04
12	16	2017	7	14	10,322	6.77	53	152,356	5,084	5,238	49.25	50.75
8	19	2017	7	13	10,321	6.77	54	152,356	5,243	5,078	50.80	49.20
5	13	2017	7	18	10,313	6.77	55	152,356	5,255	5,058	50.96	49.04
8	5	2017	7	12	10,310	6.77	56	152,356	5,369	4,941	52.08	47.92
10	8	2017	1	13	10,309	6.77	57	152,356	5,532	4,777	53.66	46.34
8	6	2017	1	13	10,304	6.76	58	152,356	5,203	5,101	50.49	49.51
6	18	2017	1	12	10,292	6.76	59	152,356	5,383	4,909	52.30	47.70
3	5	2017	1	14	10,282	6.75	60	152,356	5,362	4,920	52.15	47.85
12	16	2017	7	16	10,281	6.75	61	152,356	5,269	5,012	51.25	48.75
7	29	2017	7	12	10,277	6.75	62	152,356	5,401	4,876	52.55	47.45
9	30	2017	7	14	10,270	6.74	63	152,356	5,203	5,067	50.66	49.34
3	19	2017	1	13	10,262	6.74	64	152,356	5,439	4,823	53.00	47.00
1	7	2017	7	16	10,261	6.73	65	152,356	4,933	5,328	48.08	51.92
5	14	2017	1	15	10,259	6.73	66	152,356	5,094	5,165	49.65	50.35
8	20	2017	1	13	10,258	6.73	67	152,356	5,309	4,949	51.75	48.25



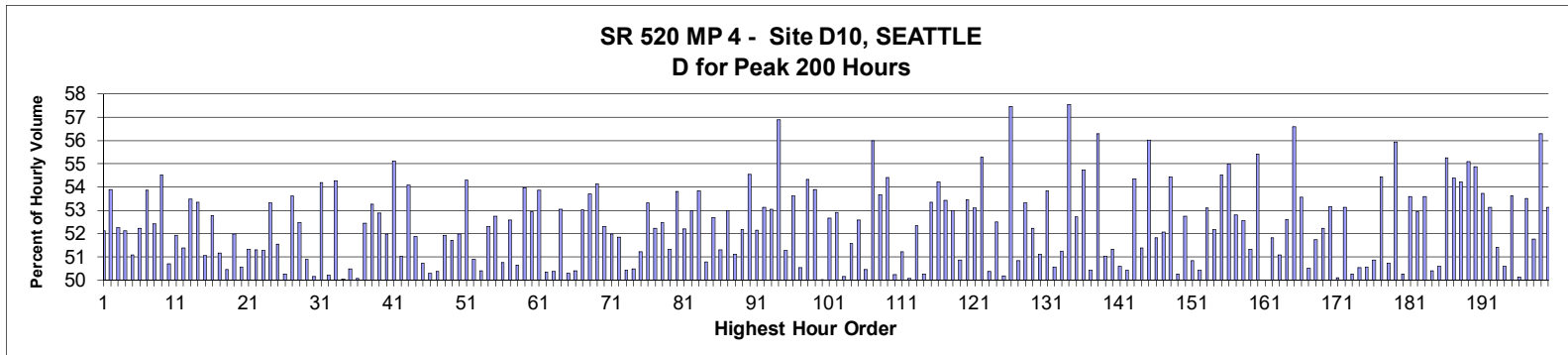
MO	DY	YR	DAY OF WK	HR	HR VOL	PERCENT OF AADT	HOUR NUMBER	AADT	NORTH VOLUME	SOUTH VOLUME	PERCENT NORTH IS OF TOTAL VOLUME	PERCENT SOUTH IS OF TOTAL VOLUME
4	29	2017	7	16	10,256	6.73	68	152,356	5,244	5,012	51.13	48.87
3	11	2017	7	16	10,252	6.73	69	152,356	5,241	5,011	51.12	48.88
12	16	2017	7	13	10,251	6.73	70	152,356	5,082	5,169	49.58	50.42
8	20	2017	1	16	10,247	6.73	71	152,356	5,314	4,933	51.86	48.14
10	20	2017	6	16	10,245	6.72	72	152,356	5,211	5,034	50.86	49.14
3	18	2017	7	13	10,244	6.72	73	152,356	5,291	4,953	51.65	48.35
5	13	2017	7	15	10,244	6.72	74	152,356	5,330	4,914	52.03	47.97
12	9	2017	7	13	10,243	6.72	75	152,356	5,379	4,864	52.51	47.49
6	17	2017	7	13	10,242	6.72	76	152,356	5,181	5,061	50.59	49.41
3	25	2017	7	13	10,241	6.72	77	152,356	5,060	5,181	49.41	50.59
4	2	2017	1	13	10,241	6.72	78	152,356	5,061	5,180	49.42	50.58
10	22	2017	1	14	10,240	6.72	79	152,356	5,506	4,734	53.77	46.23
10	7	2017	7	17	10,236	6.72	80	152,356	5,287	4,949	51.65	48.35
10	1	2017	1	16	10,230	6.71	81	152,356	5,229	5,001	51.11	48.89
2	25	2017	7	12	10,223	6.71	82	152,356	5,316	4,907	52.00	48.00
9	23	2017	7	11	10,213	6.70	83	152,356	5,272	4,941	51.62	48.38
5	20	2017	7	12	10,211	6.70	84	152,356	5,263	4,948	51.54	48.46
10	29	2017	1	13	10,209	6.70	85	152,356	5,383	4,826	52.73	47.27
4	15	2017	7	16	10,207	6.70	86	152,356	5,073	5,134	49.70	50.30
8	13	2017	1	13	10,202	6.70	87	152,356	5,108	5,094	50.07	49.93
3	4	2017	7	11	10,199	6.69	88	152,356	5,382	4,817	52.77	47.23
10	1	2017	1	14	10,199	6.69	89	152,356	5,421	4,778	53.15	46.85
4	1	2017	7	16	10,195	6.69	90	152,356	5,069	5,126	49.72	50.28
3	4	2017	7	18	10,194	6.69	91	152,356	5,163	5,031	50.65	49.35
10	8	2017	1	14	10,185	6.69	92	152,356	5,511	4,674	54.11	45.89
9	9	2017	7	11	10,179	6.68	93	152,356	5,355	4,824	52.61	47.39
10	1	2017	1	15	10,178	6.68	94	152,356	5,171	5,007	50.81	49.19
1	28	2017	7	13	10,167	6.67	95	152,356	5,285	4,882	51.98	48.02
6	10	2017	7	13	10,166	6.67	96	152,356	5,207	4,959	51.22	48.78
12	9	2017	7	12	10,163	6.67	97	152,356	5,276	4,887	51.91	48.09
5	20	2017	7	10	10,162	6.67	98	152,356	5,246	4,916	51.62	48.38
7	9	2017	1	13	10,161	6.67	99	152,356	5,179	4,982	50.97	49.03
3	25	2017	7	14	10,154	6.66	100	152,356	5,335	4,819	52.54	47.46
5	21	2017	1	14	10,154	6.66	101	152,356	5,186	4,968	51.07	48.93
9	30	2017	7	13	10,154	6.66	102	152,356	5,407	4,747	53.25	46.75
10	1	2017	1	13	10,150	6.66	103	152,356	5,357	4,793	52.78	47.22
6	17	2017	7	11	10,149	6.66	104	152,356	5,318	4,831	52.40	47.60
3	26	2017	1	13	10,142	6.66	105	152,356	5,003	5,139	49.33	50.67
6	3	2017	7	15	10,140	6.66	106	152,356	5,048	5,092	49.78	50.22
4	8	2017	7	12	10,137	6.65	107	152,356	5,278	4,859	52.07	47.93
3	4	2017	7	13	10,133	6.65	108	152,356	5,016	5,117	49.50	50.50
4	16	2017	1	15	10,133	6.65	109	152,356	5,310	4,823	52.40	47.60
5	20	2017	7	11	10,128	6.65	110	152,356	4,997	5,131	49.34	50.66
5	7	2017	1	13	10,124	6.64	111	152,356	5,454	4,670	53.87	46.13
3	18	2017	7	18	10,123	6.64	112	152,356	5,251	4,872	51.87	48.13
7	1	2017	7	12	10,123	6.64	113	152,356	5,144	4,979	50.81	49.19
12	9	2017	7	14	10,123	6.64	114	152,356	5,339	4,784	52.74	47.26
1	7	2017	7	14	10,122	6.64	115	152,356	5,269	4,853	52.05	47.95
7	16	2017	1	16	10,122	6.64	116	152,356	5,072	5,050	50.11	49.89
3	4	2017	7	17	10,120	6.64	117	152,356	5,110	5,010	50.49	49.51
2	25	2017	7	17	10,116	6.64	118	152,356	5,110	5,006	50.51	49.49

MO	DY	YR	DAY OF WK	HR	HR VOL	PERCENT OF AADT	HOUR NUMBER	AADT	NORTH VOLUME	SOUTH VOLUME	PERCENT NORTH IS OF TOTAL VOLUME	PERCENT SOUTH IS OF TOTAL VOLUME
9	9	2017	7	15	10,113	6.64	119	152,356	5,153	4,960	50.95	49.05
9	24	2017	1	18	10,113	6.64	120	152,356	4,968	5,145	49.12	50.88
7	30	2017	1	13	10,112	6.64	121	152,356	5,359	4,753	53.00	47.00
3	25	2017	7	11	10,111	6.64	122	152,356	5,043	5,068	49.88	50.12
3	5	2017	1	13	10,110	6.64	123	152,356	5,193	4,917	51.36	48.64
4	15	2017	7	14	10,110	6.64	124	152,356	5,334	4,776	52.76	47.24
8	20	2017	1	15	10,108	6.63	125	152,356	5,184	4,924	51.29	48.71
5	21	2017	1	12	10,103	6.63	126	152,356	5,193	4,910	51.40	48.60
5	14	2017	1	16	10,095	6.63	127	152,356	5,157	4,938	51.08	48.92
5	21	2017	1	13	10,095	6.63	128	152,356	4,980	5,115	49.33	50.67
10	28	2017	7	14	10,093	6.62	129	152,356	5,115	4,978	50.68	49.32
6	17	2017	7	14	10,090	6.62	130	152,356	4,926	5,164	48.82	51.18
10	7	2017	7	13	10,088	6.62	131	152,356	5,370	4,718	53.23	46.77
9	24	2017	1	14	10,079	6.62	132	152,356	5,309	4,770	52.67	47.33
2	25	2017	7	16	10,076	6.61	133	152,356	4,972	5,104	49.34	50.66
5	27	2017	7	11	10,072	6.61	134	152,356	5,261	4,811	52.23	47.77
1	21	2017	7	17	10,061	6.60	135	152,356	5,035	5,026	50.04	49.96
12	17	2017	1	13	10,061	6.60	136	152,356	5,103	4,958	50.72	49.28
6	3	2017	7	14	10,058	6.60	137	152,356	5,098	4,960	50.69	49.31
2	11	2017	7	13	10,056	6.60	138	152,356	4,950	5,106	49.22	50.78
12	30	2017	7	13	10,050	6.60	139	152,356	5,302	4,748	52.76	47.24
9	30	2017	7	12	10,043	6.59	140	152,356	5,206	4,837	51.84	48.16
10	22	2017	1	13	10,043	6.59	141	152,356	5,181	4,862	51.59	48.41
4	2	2017	1	14	10,040	6.59	142	152,356	5,018	5,022	49.98	50.02
9	23	2017	7	14	10,040	6.59	143	152,356	5,306	4,734	52.85	47.15
7	22	2017	7	11	10,037	6.59	144	152,356	5,193	4,844	51.74	48.26
10	29	2017	1	14	10,037	6.59	145	152,356	5,438	4,599	54.18	45.82
12	16	2017	7	17	10,036	6.59	146	152,356	5,109	4,927	50.91	49.09
6	11	2017	1	16	10,035	6.59	147	152,356	4,927	5,108	49.10	50.90
4	1	2017	7	12	10,033	6.59	148	152,356	5,028	5,005	50.11	49.89
6	11	2017	1	13	10,031	6.58	149	152,356	5,263	4,768	52.47	47.53
7	16	2017	1	18	10,028	6.58	150	152,356	5,152	4,876	51.38	48.62
10	28	2017	7	16	10,024	6.58	151	152,356	5,224	4,800	52.11	47.89
1	28	2017	7	17	10,022	6.58	152	152,356	5,094	4,928	50.83	49.17
7	16	2017	1	14	10,022	6.58	153	152,356	5,095	4,927	50.84	49.16
8	20	2017	1	14	10,020	6.58	154	152,356	5,233	4,787	52.23	47.77
1	7	2017	7	15	10,016	6.57	155	152,356	4,938	5,078	49.30	50.70
8	20	2017	1	17	10,016	6.57	156	152,356	5,148	4,868	51.40	48.60
2	12	2017	1	14	10,015	6.57	157	152,356	5,140	4,875	51.32	48.68
10	7	2017	7	18	10,014	6.57	158	152,356	5,165	4,849	51.58	48.42
5	6	2017	7	14	10,013	6.57	159	152,356	4,859	5,154	48.53	51.47
12	16	2017	7	12	10,013	6.57	160	152,356	5,370	4,643	53.63	46.37
2	11	2017	7	12	10,012	6.57	161	152,356	4,975	5,037	49.69	50.31
7	29	2017	7	11	10,010	6.57	162	152,356	5,094	4,916	50.89	49.11
4	8	2017	7	17	10,004	6.57	163	152,356	5,037	4,967	50.35	49.65
4	30	2017	1	15	10,002	6.56	164	152,356	4,916	5,086	49.15	50.85
4	8	2017	7	15	10,000	6.56	165	152,356	5,003	4,997	50.03	49.97
9	23	2017	7	18	10,000	6.56	166	152,356	5,122	4,878	51.22	48.78
1	16	2017	2	16	9,995	6.56	167	152,356	4,999	4,996	50.02	49.98
4	29	2017	7	11	9,995	6.56	168	152,356	5,249	4,746	52.52	47.48
7	16	2017	1	13	9,995	6.56	169	152,356	5,140	4,855	51.43	48.57

MO	DY	YR	DAY OF WK	HR	HR VOL	PERCENT OF AADT	HOUR NUMBER	AADT	NORTH VOLUME	SOUTH VOLUME	PERCENT NORTH IS OF TOTAL VOLUME	PERCENT SOUTH IS OF TOTAL VOLUME
8	27	2017	1	13	9,995	6.56	170	152,356	4,973	5,022	49.75	50.25
4	22	2017	7	10	9,993	6.56	171	152,356	5,023	4,970	50.27	49.73
6	18	2017	1	16	9,992	6.56	172	152,356	4,850	5,142	48.54	51.46
12	3	2017	1	15	9,991	6.56	173	152,356	5,227	4,764	52.32	47.68
1	28	2017	7	18	9,988	6.56	174	152,356	5,013	4,975	50.19	49.81
12	9	2017	7	15	9,983	6.55	175	152,356	5,291	4,692	53.00	47.00
4	2	2017	1	15	9,982	6.55	176	152,356	5,276	4,706	52.86	47.14
1	21	2017	7	15	9,981	6.55	177	152,356	4,919	5,062	49.28	50.72
9	2	2017	7	12	9,980	6.55	178	152,356	5,240	4,740	52.51	47.49
9	23	2017	7	16	9,979	6.55	179	152,356	5,047	4,932	50.58	49.42
6	18	2017	1	15	9,977	6.55	180	152,356	4,964	5,013	49.75	50.25
9	23	2017	7	15	9,977	6.55	181	152,356	5,202	4,775	52.14	47.86
2	18	2017	7	12	9,973	6.55	182	152,356	5,194	4,779	52.08	47.92
4	1	2017	7	17	9,973	6.55	183	152,356	4,907	5,066	49.20	50.80
7	30	2017	1	17	9,972	6.55	184	152,356	5,104	4,868	51.18	48.82
3	19	2017	1	17	9,971	6.54	185	152,356	4,957	5,014	49.71	50.29
2	11	2017	7	14	9,970	6.54	186	152,356	5,072	4,898	50.87	49.13
9	30	2017	7	18	9,970	6.54	187	152,356	5,017	4,953	50.32	49.68
3	18	2017	7	15	9,967	6.54	188	152,356	5,240	4,727	52.57	47.43
7	16	2017	1	17	9,965	6.54	189	152,356	5,197	4,768	52.15	47.85
9	2	2017	7	13	9,963	6.54	190	152,356	5,272	4,691	52.92	47.08
7	16	2017	1	12	9,958	6.54	191	152,356	4,914	5,044	49.35	50.65
1	21	2017	7	13	9,952	6.53	192	152,356	4,989	4,963	50.13	49.87
12	30	2017	7	14	9,952	6.53	193	152,356	5,315	4,637	53.41	46.59
10	28	2017	7	15	9,947	6.53	194	152,356	5,075	4,872	51.02	48.98
8	5	2017	7	13	9,945	6.53	195	152,356	5,018	4,927	50.46	49.54
9	9	2017	7	13	9,943	6.53	196	152,356	4,889	5,054	49.17	50.83
3	18	2017	7	17	9,937	6.52	197	152,356	4,907	5,030	49.38	50.62
3	25	2017	7	15	9,936	6.52	198	152,356	5,098	4,838	51.31	48.69
6	18	2017	1	14	9,936	6.52	199	152,356	4,866	5,070	48.97	51.03
12	3	2017	1	14	9,936	6.52	200	152,356	5,274	4,662	53.08	46.92



**AADT= 72,623      K 30 FACTOR= 10.23      K 100 FACTOR= 9.91      K 200 FACTOR= 9.72      D 30 FACTOR= 50.15**



MO	DY	YR	DAY OF WK	HR	HR VOL	PERCENT OF AADT	HOUR NUMBER	AADT	EAST VOLUME	WEST VOLUME	PERCENT EAST OF TOTAL VOLUME	PERCENT WEST OF TOTAL VOLUME
11	14	2017	3	9	7,753	10.68	1	72,623	4,041	3,712	52.12	47.88
12	14	2017	5	9	7,680	10.58	2	72,623	4,139	3,541	53.89	46.11
10	31	2017	3	9	7,632	10.51	3	72,623	3,988	3,644	52.25	47.75
10	18	2017	4	9	7,625	10.50	4	72,623	3,974	3,651	52.12	47.88
12	5	2017	3	9	7,616	10.49	5	72,623	3,890	3,726	51.08	48.92
11	13	2017	2	9	7,609	10.48	6	72,623	3,975	3,634	52.24	47.76
11	8	2017	4	9	7,603	10.47	7	72,623	4,096	3,507	53.87	46.13
12	13	2017	4	9	7,596	10.46	8	72,623	3,982	3,614	52.42	47.58
11	29	2017	4	9	7,571	10.43	9	72,623	4,127	3,444	54.51	45.49
9	20	2017	4	9	7,562	10.41	10	72,623	3,835	3,727	50.71	49.29
12	6	2017	4	9	7,547	10.39	11	72,623	3,920	3,627	51.94	48.06
9	7	2017	5	9	7,545	10.39	12	72,623	3,668	3,877	48.61	51.39
11	7	2017	3	9	7,511	10.34	13	72,623	4,018	3,493	53.49	46.51
6	27	2017	3	9	7,496	10.32	14	72,623	3,998	3,498	53.34	46.66
11	7	2017	3	8	7,496	10.32	15	72,623	3,669	3,827	48.95	51.05
12	4	2017	2	9	7,491	10.31	16	72,623	3,952	3,539	52.76	47.24

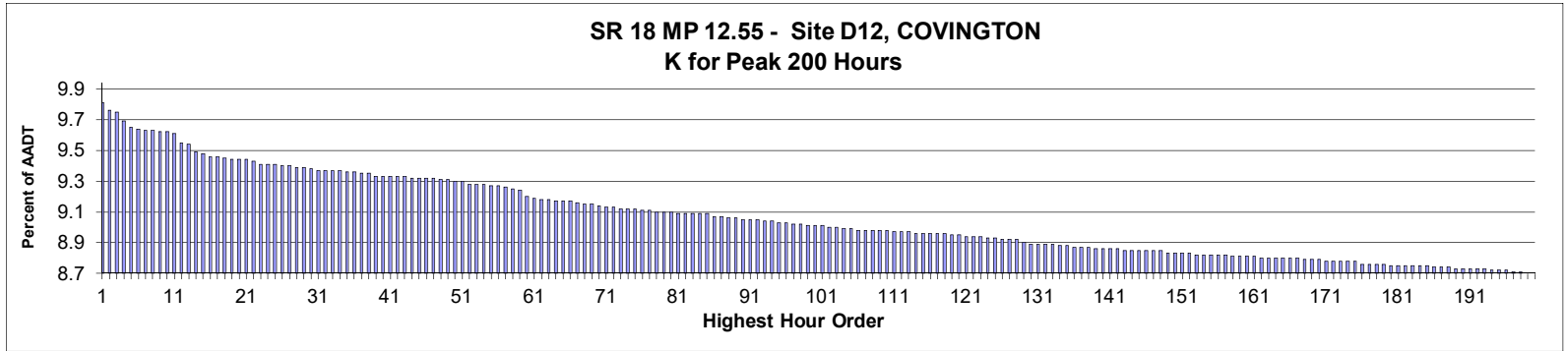
MO	DY	YR	DAY OF WK	HR	HR VOL	PERCENT OF AADT	HOUR NUMBER	AADT	EAST VOLUME	WEST VOLUME	PERCENT EAST IS OF TOTAL VOLUME	PERCENT WEST IS OF TOTAL VOLUME
8	3	2017	5	9	7,490	10.31	17	72,623	3,831	3,659	51.15	48.85
11	16	2017	5	9	7,489	10.31	18	72,623	3,778	3,711	50.45	49.55
10	3	2017	3	9	7,482	10.30	19	72,623	3,592	3,890	48.01	51.99
9	14	2017	5	9	7,468	10.28	20	72,623	3,692	3,776	49.44	50.56
10	4	2017	4	9	7,465	10.28	21	72,623	3,634	3,831	48.68	51.32
11	1	2017	4	9	7,459	10.27	22	72,623	3,827	3,632	51.31	48.69
10	5	2017	5	9	7,451	10.26	23	72,623	3,631	3,820	48.73	51.27
5	4	2017	5	9	7,447	10.25	24	72,623	3,970	3,477	53.31	46.69
11	9	2017	5	9	7,447	10.25	25	72,623	3,838	3,609	51.54	48.46
7	18	2017	3	9	7,443	10.25	26	72,623	3,740	3,703	50.25	49.75
10	26	2017	5	9	7,442	10.25	27	72,623	3,991	3,451	53.63	46.37
8	8	2017	3	9	7,431	10.23	28	72,623	3,900	3,531	52.48	47.52
10	2	2017	2	9	7,430	10.23	29	72,623	3,782	3,648	50.90	49.10
9	6	2017	4	9	7,429	10.23	30	72,623	3,726	3,703	50.15	49.85
10	23	2017	2	9	7,414	10.21	31	72,623	4,018	3,396	54.19	45.81
8	2	2017	4	9	7,403	10.19	32	72,623	3,717	3,686	50.21	49.79
12	12	2017	3	9	7,401	10.19	33	72,623	4,016	3,385	54.26	45.74
10	31	2017	3	8	7,397	10.19	34	72,623	3,695	3,702	49.95	50.05
3	8	2017	4	8	7,396	10.18	35	72,623	3,734	3,662	50.49	49.51
10	24	2017	3	9	7,395	10.18	36	72,623	3,692	3,703	49.93	50.07
10	30	2017	2	9	7,395	10.18	37	72,623	3,879	3,516	52.45	47.55
11	2	2017	5	9	7,390	10.18	38	72,623	3,937	3,453	53.27	46.73
5	31	2017	4	9	7,384	10.17	39	72,623	3,905	3,479	52.88	47.12
10	19	2017	5	9	7,372	10.15	40	72,623	3,832	3,540	51.98	48.02
10	31	2017	3	17	7,366	10.14	41	72,623	3,305	4,061	44.87	55.13
12	12	2017	3	8	7,362	10.14	42	72,623	3,605	3,757	48.97	51.03
5	2	2017	3	9	7,347	10.12	43	72,623	3,973	3,374	54.08	45.92
8	15	2017	3	9	7,346	10.12	44	72,623	3,810	3,536	51.86	48.14
5	2	2017	3	8	7,344	10.11	45	72,623	3,725	3,619	50.72	49.28
4	25	2017	3	8	7,338	10.10	46	72,623	3,647	3,691	49.70	50.30
7	19	2017	4	9	7,336	10.10	47	72,623	3,641	3,695	49.63	50.37
9	12	2017	3	9	7,333	10.10	48	72,623	3,524	3,809	48.06	51.94
8	10	2017	5	9	7,330	10.09	49	72,623	3,791	3,539	51.72	48.28
7	11	2017	3	9	7,324	10.08	50	72,623	3,808	3,516	51.99	48.01
11	30	2017	5	17	7,324	10.08	51	72,623	3,348	3,976	45.71	54.29
9	27	2017	4	9	7,323	10.08	52	72,623	3,597	3,726	49.12	50.88
11	8	2017	4	8	7,315	10.07	53	72,623	3,628	3,687	49.60	50.40
5	24	2017	4	9	7,314	10.07	54	72,623	3,825	3,489	52.30	47.70
6	14	2017	4	9	7,313	10.07	55	72,623	3,857	3,456	52.74	47.26
5	31	2017	4	8	7,311	10.07	56	72,623	3,710	3,601	50.75	49.25
3	27	2017	2	9	7,310	10.07	57	72,623	3,843	3,467	52.57	47.43
10	10	2017	3	9	7,303	10.06	58	72,623	3,699	3,604	50.65	49.35
11	6	2017	2	9	7,302	10.05	59	72,623	3,940	3,362	53.96	46.04
5	18	2017	5	9	7,295	10.05	60	72,623	3,862	3,433	52.94	47.06
6	28	2017	4	9	7,294	10.04	61	72,623	3,929	3,365	53.87	46.13
5	17	2017	4	8	7,292	10.04	62	72,623	3,671	3,621	50.34	49.66
9	26	2017	3	9	7,292	10.04	63	72,623	3,620	3,672	49.64	50.36
4	26	2017	4	9	7,289	10.04	64	72,623	3,867	3,422	53.05	46.95
12	7	2017	5	9	7,288	10.04	65	72,623	3,666	3,622	50.30	49.70
6	20	2017	3	8	7,285	10.03	66	72,623	3,671	3,614	50.39	49.61
8	9	2017	4	9	7,273	10.01	67	72,623	3,856	3,417	53.02	46.98

MO	DY	YR	DAY OF WK	HR	HR VOL	PERCENT OF AADT	HOUR NUMBER	AADT	EAST VOLUME	WEST VOLUME	PERCENT EAST IS OF TOTAL VOLUME	PERCENT WEST IS OF TOTAL VOLUME
4	25	2017	3	9	7,267	10.01	68	72,623	3,903	3,364	53.71	46.29
4	27	2017	5	9	7,267	10.01	69	72,623	3,935	3,332	54.15	45.85
5	25	2017	5	9	7,267	10.01	70	72,623	3,802	3,465	52.32	47.68
10	16	2017	2	9	7,267	10.01	71	72,623	3,778	3,489	51.99	48.01
6	6	2017	3	9	7,265	10.00	72	72,623	3,767	3,498	51.85	48.15
6	21	2017	4	8	7,263	10.00	73	72,623	3,663	3,600	50.43	49.57
6	6	2017	3	8	7,260	10.00	74	72,623	3,596	3,664	49.53	50.47
10	11	2017	4	9	7,255	9.99	75	72,623	3,539	3,716	48.78	51.22
3	2	2017	5	9	7,250	9.98	76	72,623	3,866	3,384	53.32	46.68
11	15	2017	4	9	7,249	9.98	77	72,623	3,787	3,462	52.24	47.76
6	7	2017	4	9	7,245	9.98	78	72,623	3,802	3,443	52.48	47.52
11	29	2017	4	8	7,241	9.97	79	72,623	3,525	3,716	48.68	51.32
6	20	2017	3	9	7,240	9.97	80	72,623	3,895	3,345	53.80	46.20
4	18	2017	3	9	7,237	9.97	81	72,623	3,778	3,459	52.20	47.80
6	29	2017	5	9	7,237	9.97	82	72,623	3,835	3,402	52.99	47.01
3	8	2017	4	9	7,231	9.96	83	72,623	3,893	3,338	53.84	46.16
6	14	2017	4	8	7,230	9.96	84	72,623	3,671	3,559	50.77	49.23
11	28	2017	3	9	7,227	9.95	85	72,623	3,807	3,420	52.68	47.32
10	26	2017	5	8	7,226	9.95	86	72,623	3,518	3,708	48.69	51.31
11	17	2017	6	9	7,223	9.95	87	72,623	3,827	3,396	52.98	47.02
10	24	2017	3	8	7,222	9.94	88	72,623	3,531	3,691	48.89	51.11
6	5	2017	2	9	7,219	9.94	89	72,623	3,767	3,452	52.18	47.82
5	15	2017	2	9	7,218	9.94	90	72,623	3,937	3,281	54.54	45.46
7	24	2017	2	9	7,211	9.93	91	72,623	3,760	3,451	52.14	47.86
2	14	2017	3	9	7,210	9.93	92	72,623	3,830	3,380	53.12	46.88
3	1	2017	4	9	7,210	9.93	93	72,623	3,824	3,386	53.04	46.96
8	9	2017	4	17	7,210	9.93	94	72,623	3,109	4,101	43.12	56.88
7	26	2017	4	9	7,209	9.93	95	72,623	3,697	3,512	51.28	48.72
8	23	2017	4	9	7,206	9.92	96	72,623	3,863	3,343	53.61	46.39
6	13	2017	3	8	7,202	9.92	97	72,623	3,563	3,639	49.47	50.53
6	21	2017	4	9	7,199	9.91	98	72,623	3,911	3,288	54.33	45.67
11	3	2017	6	9	7,196	9.91	99	72,623	3,878	3,318	53.89	46.11
4	26	2017	4	8	7,195	9.91	100	72,623	3,596	3,599	49.98	50.02
5	10	2017	4	9	7,195	9.91	101	72,623	3,788	3,407	52.65	47.35
1	31	2017	3	9	7,192	9.90	102	72,623	3,806	3,386	52.92	47.08
9	25	2017	2	9	7,187	9.90	103	72,623	3,583	3,604	49.85	50.15
6	28	2017	4	8	7,185	9.89	104	72,623	3,480	3,705	48.43	51.57
7	13	2017	5	9	7,184	9.89	105	72,623	3,777	3,407	52.58	47.42
7	25	2017	3	8	7,180	9.89	106	72,623	3,557	3,623	49.54	50.46
8	3	2017	5	17	7,179	9.89	107	72,623	3,159	4,020	44.00	56.00
10	26	2017	5	18	7,178	9.88	108	72,623	3,325	3,853	46.32	53.68
10	27	2017	6	18	7,175	9.88	109	72,623	3,271	3,904	45.59	54.41
5	11	2017	5	8	7,173	9.88	110	72,623	3,570	3,603	49.77	50.23
12	14	2017	5	8	7,172	9.88	111	72,623	3,499	3,673	48.79	51.21
4	27	2017	5	8	7,169	9.87	112	72,623	3,590	3,579	50.08	49.92
7	31	2017	2	9	7,168	9.87	113	72,623	3,751	3,417	52.33	47.67
5	18	2017	5	8	7,167	9.87	114	72,623	3,603	3,564	50.27	49.73
4	20	2017	5	9	7,166	9.87	115	72,623	3,822	3,344	53.34	46.66
6	12	2017	2	9	7,166	9.87	116	72,623	3,886	3,280	54.23	45.77
8	17	2017	5	9	7,166	9.87	117	72,623	3,829	3,337	53.43	46.57
3	30	2017	5	9	7,165	9.87	118	72,623	3,797	3,368	52.99	47.01

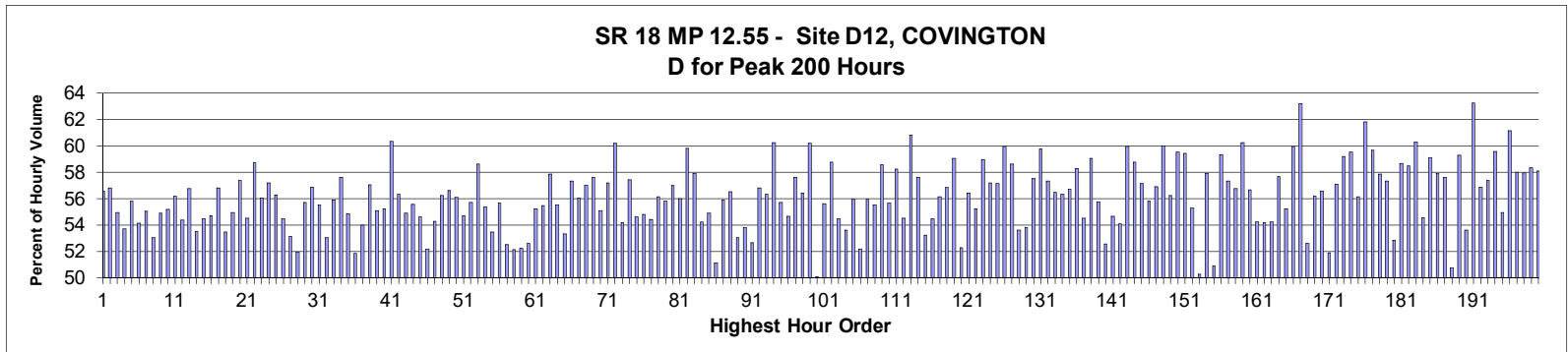
MO	DY	YR	DAY OF WK	HR	HR VOL	PERCENT OF AADT	HOUR NUMBER	AADT	EAST VOLUME	WEST VOLUME	PERCENT EAST IS OF TOTAL VOLUME	PERCENT WEST IS OF TOTAL VOLUME
6	22	2017	5	9	7,162	9.86	119	72,623	3,642	3,520	50.85	49.15
5	11	2017	5	9	7,158	9.86	120	72,623	3,827	3,331	53.46	46.54
1	9	2017	2	9	7,157	9.86	121	72,623	3,800	3,357	53.09	46.91
9	21	2017	5	17	7,154	9.85	122	72,623	3,200	3,954	44.73	55.27
5	4	2017	5	8	7,153	9.85	123	72,623	3,603	3,550	50.37	49.63
4	19	2017	4	9	7,151	9.85	124	72,623	3,755	3,396	52.51	47.49
8	1	2017	3	9	7,150	9.85	125	72,623	3,587	3,563	50.17	49.83
8	15	2017	3	17	7,148	9.84	126	72,623	3,041	4,107	42.54	57.46
5	30	2017	3	8	7,147	9.84	127	72,623	3,514	3,633	49.17	50.83
3	23	2017	5	9	7,144	9.84	128	72,623	3,810	3,334	53.33	46.67
8	14	2017	2	9	7,144	9.84	129	72,623	3,732	3,412	52.24	47.76
5	10	2017	4	8	7,142	9.83	130	72,623	3,492	3,650	48.89	51.11
12	1	2017	6	9	7,142	9.83	131	72,623	3,845	3,297	53.84	46.16
5	25	2017	5	8	7,140	9.83	132	72,623	3,611	3,529	50.57	49.43
8	29	2017	3	9	7,140	9.83	133	72,623	3,481	3,659	48.75	51.25
11	2	2017	5	17	7,140	9.83	134	72,623	3,032	4,108	42.46	57.54
4	24	2017	2	9	7,139	9.83	135	72,623	3,764	3,375	52.72	47.28
10	25	2017	4	18	7,139	9.83	136	72,623	3,232	3,907	45.27	54.73
12	13	2017	4	8	7,136	9.83	137	72,623	3,538	3,598	49.58	50.42
7	19	2017	4	17	7,135	9.82	138	72,623	3,118	4,017	43.70	56.30
11	14	2017	3	8	7,135	9.82	139	72,623	3,495	3,640	48.98	51.02
11	6	2017	2	8	7,134	9.82	140	72,623	3,472	3,662	48.67	51.33
1	24	2017	3	8	7,132	9.82	141	72,623	3,524	3,608	49.41	50.59
9	13	2017	4	9	7,132	9.82	142	72,623	3,536	3,596	49.58	50.42
12	13	2017	4	17	7,131	9.82	143	72,623	3,255	3,876	45.65	54.35
2	1	2017	4	9	7,128	9.82	144	72,623	3,663	3,465	51.39	48.61
7	25	2017	3	17	7,128	9.82	145	72,623	3,134	3,994	43.97	56.03
9	13	2017	4	8	7,126	9.81	146	72,623	3,433	3,693	48.18	51.82
9	20	2017	4	8	7,126	9.81	147	72,623	3,416	3,710	47.94	52.06
1	25	2017	4	9	7,121	9.81	148	72,623	3,877	3,244	54.44	45.56
9	21	2017	5	9	7,119	9.80	149	72,623	3,542	3,577	49.75	50.25
5	9	2017	3	9	7,118	9.80	150	72,623	3,754	3,364	52.74	47.26
11	13	2017	2	8	7,118	9.80	151	72,623	3,499	3,619	49.16	50.84
12	11	2017	2	9	7,118	9.80	152	72,623	3,590	3,528	50.44	49.56
3	9	2017	5	9	7,117	9.80	153	72,623	3,779	3,338	53.10	46.90
12	5	2017	3	8	7,117	9.80	154	72,623	3,405	3,712	47.84	52.16
1	26	2017	5	9	7,116	9.80	155	72,623	3,880	3,236	54.53	45.47
11	1	2017	4	17	7,115	9.80	156	72,623	3,203	3,912	45.02	54.98
12	1	2017	6	17	7,115	9.80	157	72,623	3,359	3,756	47.21	52.79
12	5	2017	3	18	7,112	9.79	158	72,623	3,374	3,738	47.44	52.56
7	27	2017	5	9	7,111	9.79	159	72,623	3,651	3,460	51.34	48.66
12	7	2017	5	17	7,110	9.79	160	72,623	3,170	3,940	44.59	55.41
1	25	2017	4	8	7,108	9.79	161	72,623	3,554	3,554	50.00	50.00
7	20	2017	5	9	7,108	9.79	162	72,623	3,425	3,683	48.19	51.81
11	2	2017	5	8	7,105	9.78	163	72,623	3,475	3,630	48.91	51.09
5	12	2017	6	9	7,104	9.78	164	72,623	3,738	3,366	52.62	47.38
10	4	2017	4	17	7,100	9.78	165	72,623	3,082	4,018	43.41	56.59
3	6	2017	2	9	7,099	9.78	166	72,623	3,803	3,296	53.57	46.43
6	27	2017	3	8	7,099	9.78	167	72,623	3,586	3,513	50.51	49.49
12	14	2017	5	18	7,099	9.78	168	72,623	3,427	3,672	48.27	51.73
8	16	2017	4	9	7,098	9.77	169	72,623	3,707	3,391	52.23	47.77

MO	DY	YR	DAY OF WK	HR	HR VOL	PERCENT OF AADT	HOUR NUMBER	AADT	EAST VOLUME	WEST VOLUME	PERCENT EAST IS OF TOTAL VOLUME	PERCENT WEST IS OF TOTAL VOLUME
3	28	2017	3	9	7,097	9.77	170	72,623	3,773	3,324	53.16	46.84
2	16	2017	5	8	7,093	9.77	171	72,623	3,539	3,554	49.89	50.11
12	6	2017	4	18	7,092	9.77	172	72,623	3,325	3,767	46.88	53.12
3	9	2017	5	8	7,091	9.76	173	72,623	3,526	3,565	49.73	50.27
6	15	2017	5	8	7,091	9.76	174	72,623	3,508	3,583	49.47	50.53
3	23	2017	5	8	7,088	9.76	175	72,623	3,504	3,584	49.44	50.56
6	7	2017	4	8	7,088	9.76	176	72,623	3,484	3,604	49.15	50.85
4	4	2017	3	9	7,087	9.76	177	72,623	3,859	3,228	54.45	45.55
4	19	2017	4	8	7,087	9.76	178	72,623	3,595	3,492	50.73	49.27
12	5	2017	3	17	7,086	9.76	179	72,623	3,123	3,963	44.07	55.93
3	1	2017	4	8	7,083	9.75	180	72,623	3,524	3,559	49.75	50.25
10	17	2017	3	9	7,083	9.75	181	72,623	3,796	3,287	53.59	46.41
8	22	2017	3	9	7,082	9.75	182	72,623	3,749	3,333	52.94	47.06
9	14	2017	5	18	7,080	9.75	183	72,623	3,286	3,794	46.41	53.59
5	15	2017	2	8	7,079	9.75	184	72,623	3,511	3,568	49.60	50.40
10	25	2017	4	8	7,079	9.75	185	72,623	3,497	3,582	49.40	50.60
10	25	2017	4	17	7,079	9.75	186	72,623	3,167	3,912	44.74	55.26
12	14	2017	5	17	7,077	9.74	187	72,623	3,228	3,849	45.61	54.39
1	23	2017	2	9	7,075	9.74	188	72,623	3,837	3,238	54.23	45.77
8	1	2017	3	17	7,074	9.74	189	72,623	3,177	3,897	44.91	55.09
11	15	2017	4	18	7,074	9.74	190	72,623	3,193	3,881	45.14	54.86
10	3	2017	3	18	7,071	9.74	191	72,623	3,272	3,799	46.27	53.73
4	17	2017	2	9	7,070	9.74	192	72,623	3,757	3,313	53.14	46.86
10	10	2017	3	8	7,070	9.74	193	72,623	3,435	3,635	48.59	51.41
3	30	2017	5	8	7,066	9.73	194	72,623	3,492	3,574	49.42	50.58
11	30	2017	5	9	7,066	9.73	195	72,623	3,789	3,277	53.62	46.38
3	2	2017	5	8	7,065	9.73	196	72,623	3,524	3,541	49.88	50.12
8	16	2017	4	18	7,064	9.73	197	72,623	3,285	3,779	46.50	53.50
9	7	2017	5	8	7,061	9.72	198	72,623	3,407	3,654	48.25	51.75
7	18	2017	3	17	7,060	9.72	199	72,623	3,085	3,975	43.70	56.30
9	14	2017	5	8	7,060	9.72	200	72,623	3,309	3,751	46.87	53.13





**AADT= 38,828      K 30 FACTOR= 9.34      K 100 FACTOR= 8.97      K 200 FACTOR= 8.66      D 30 FACTOR= 56.88**



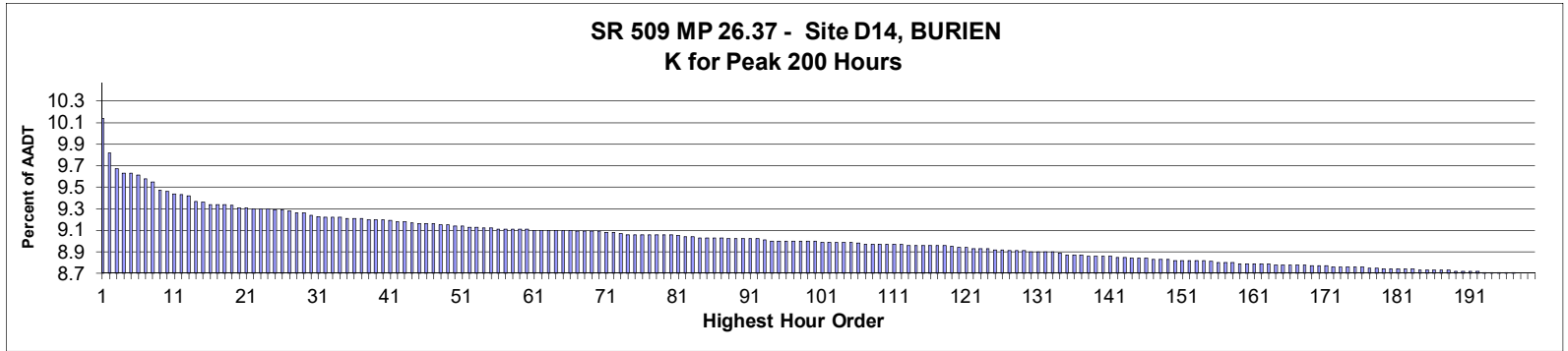
MO	DY	YR	DAY OF WK	HR	HR VOL	PERCENT OF AADT	HOUR NUMBER	AADT	EAST VOLUME	WEST VOLUME	PERCENT EAST IS OF TOTAL VOLUME	PERCENT WEST IS OF TOTAL VOLUME
5	19	2017	6	16	3,795	9.77	1	38,828	1,649	2,146	43.45	56.55
4	28	2017	6	16	3,776	9.72	2	38,828	1,631	2,145	43.19	56.81
6	16	2017	6	16	3,769	9.71	3	38,828	1,698	2,071	45.05	54.95
6	16	2017	6	17	3,748	9.65	4	38,828	1,735	2,013	46.29	53.71
7	21	2017	6	17	3,730	9.61	5	38,828	1,649	2,081	44.21	55.79
8	4	2017	6	16	3,728	9.60	6	38,828	1,710	2,018	45.87	54.13
6	9	2017	6	16	3,725	9.59	7	38,828	1,675	2,050	44.97	55.03
9	15	2017	6	17	3,723	9.59	8	38,828	1,748	1,975	46.95	53.05
5	26	2017	6	16	3,720	9.58	9	38,828	1,678	2,042	45.11	54.89
9	15	2017	6	16	3,719	9.58	10	38,828	1,667	2,052	44.82	55.18
6	9	2017	6	17	3,714	9.57	11	38,828	1,628	2,086	43.83	56.17
8	4	2017	6	17	3,693	9.51	12	38,828	1,685	2,008	45.63	54.37
5	12	2017	6	16	3,690	9.50	13	38,828	1,595	2,095	43.22	56.78
7	21	2017	6	16	3,670	9.45	14	38,828	1,706	1,964	46.49	53.51
11	22	2017	4	15	3,665	9.44	15	38,828	1,668	1,997	45.51	54.49
6	2	2017	6	16	3,659	9.42	16	38,828	1,657	2,002	45.29	54.71

MO	DY	YR	DAY OF WK	HR	HR VOL	PERCENT OF AADT	HOUR NUMBER	AADT	EAST VOLUME	WEST VOLUME	PERCENT EAST IS OF TOTAL VOLUME	PERCENT WEST IS OF TOTAL VOLUME
7	28	2017	6	16	3,657	9.42	17	38,828	1,580	2,077	43.20	56.80
8	18	2017	6	16	3,655	9.41	18	38,828	1,700	1,955	46.51	53.49
5	5	2017	6	16	3,650	9.40	19	38,828	1,644	2,006	45.04	54.96
5	25	2017	5	16	3,650	9.40	20	38,828	1,555	2,095	42.60	57.40
5	12	2017	6	17	3,649	9.40	21	38,828	1,660	1,989	45.49	54.51
9	22	2017	6	16	3,645	9.39	22	38,828	1,505	2,140	41.29	58.71
6	23	2017	6	16	3,639	9.37	23	38,828	1,599	2,040	43.94	56.06
8	10	2017	5	16	3,637	9.37	24	38,828	1,557	2,080	42.81	57.19
9	22	2017	6	17	3,637	9.37	25	38,828	1,590	2,047	43.72	56.28
9	1	2017	6	17	3,635	9.36	26	38,828	1,655	1,980	45.53	54.47
8	11	2017	6	16	3,634	9.36	27	38,828	1,703	1,931	46.86	53.14
6	23	2017	6	15	3,632	9.35	28	38,828	1,745	1,887	48.05	51.95
11	22	2017	4	16	3,632	9.35	29	38,828	1,609	2,023	44.30	55.70
7	27	2017	5	17	3,625	9.34	30	38,828	1,563	2,062	43.12	56.88
9	8	2017	6	17	3,624	9.33	31	38,828	1,612	2,012	44.48	55.52
10	13	2017	6	17	3,624	9.33	32	38,828	1,702	1,922	46.96	53.04
7	28	2017	6	17	3,623	9.33	33	38,828	1,598	2,025	44.11	55.89
7	20	2017	5	16	3,622	9.33	34	38,828	1,535	2,087	42.38	57.62
9	1	2017	6	16	3,620	9.32	35	38,828	1,634	1,986	45.14	54.86
5	26	2017	6	17	3,619	9.32	36	38,828	1,743	1,876	48.16	51.84
7	14	2017	6	16	3,616	9.31	37	38,828	1,664	1,952	46.02	53.98
7	7	2017	6	16	3,614	9.31	38	38,828	1,552	2,062	42.94	57.06
3	31	2017	6	17	3,608	9.29	39	38,828	1,620	1,988	44.90	55.10
5	19	2017	6	17	3,608	9.29	40	38,828	1,615	1,993	44.76	55.24
11	17	2017	6	17	3,608	9.29	41	38,828	1,431	2,177	39.66	60.34
6	30	2017	6	16	3,607	9.29	42	38,828	1,576	2,031	43.69	56.31
5	25	2017	5	17	3,606	9.29	43	38,828	1,626	1,980	45.09	54.91
10	27	2017	6	17	3,605	9.28	44	38,828	1,601	2,004	44.41	55.59
6	2	2017	6	17	3,604	9.28	45	38,828	1,636	1,968	45.39	54.61
1	26	2017	5	10	3,603	9.28	46	38,828	1,880	1,723	52.18	47.82
10	6	2017	6	17	3,602	9.28	47	38,828	1,647	1,955	45.72	54.28
3	31	2017	6	16	3,599	9.27	48	38,828	1,575	2,024	43.76	56.24
8	10	2017	5	17	3,599	9.27	49	38,828	1,561	2,038	43.37	56.63
4	21	2017	6	16	3,594	9.26	50	38,828	1,578	2,016	43.91	56.09
9	29	2017	6	17	3,594	9.26	51	38,828	1,627	1,967	45.27	54.73
9	29	2017	6	16	3,587	9.24	52	38,828	1,589	1,998	44.30	55.70
3	17	2017	6	16	3,586	9.24	53	38,828	1,483	2,103	41.36	58.64
9	15	2017	6	18	3,586	9.24	54	38,828	1,600	1,986	44.62	55.38
9	1	2017	6	15	3,584	9.23	55	38,828	1,668	1,916	46.54	53.46
10	6	2017	6	16	3,583	9.23	56	38,828	1,588	1,995	44.32	55.68
6	23	2017	6	17	3,581	9.22	57	38,828	1,700	1,881	47.47	52.53
8	11	2017	6	17	3,578	9.21	58	38,828	1,713	1,865	47.88	52.12
8	11	2017	6	15	3,574	9.20	59	38,828	1,708	1,866	47.79	52.21
8	12	2017	7	15	3,557	9.16	60	38,828	1,685	1,872	47.37	52.63
8	25	2017	6	16	3,551	9.15	61	38,828	1,590	1,961	44.78	55.22
7	7	2017	6	17	3,547	9.14	62	38,828	1,580	1,967	44.54	55.46
7	13	2017	5	16	3,547	9.14	63	38,828	1,495	2,052	42.15	57.85
10	13	2017	6	16	3,546	9.13	64	38,828	1,578	1,968	44.50	55.50
4	21	2017	6	18	3,545	9.13	65	38,828	1,654	1,891	46.66	53.34
11	10	2017	6	16	3,545	9.13	66	38,828	1,512	2,033	42.65	57.35
7	28	2017	6	18	3,543	9.12	67	38,828	1,557	1,986	43.95	56.05

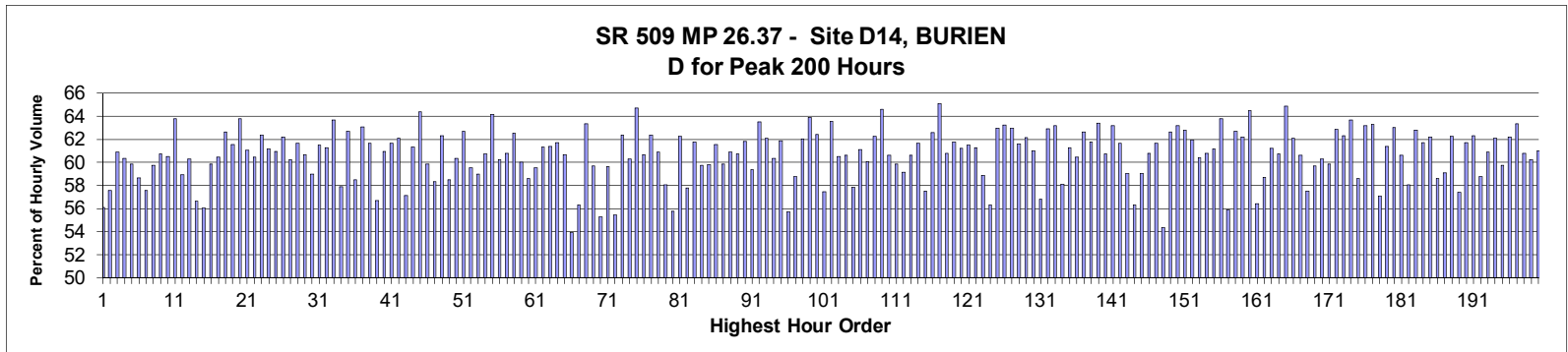
MO	DY	YR	DAY OF WK	HR	HR VOL	PERCENT OF AADT	HOUR NUMBER	AADT	EAST VOLUME	WEST VOLUME	PERCENT EAST IS OF TOTAL VOLUME	PERCENT WEST IS OF TOTAL VOLUME
6	29	2017	5	17	3,537	9.11	68	38,828	1,521	2,016	43.00	57.00
10	12	2017	5	17	3,536	9.11	69	38,828	1,498	2,038	42.36	57.64
10	20	2017	6	16	3,534	9.10	70	38,828	1,587	1,947	44.91	55.09
6	21	2017	4	17	3,530	9.09	71	38,828	1,511	2,019	42.80	57.20
11	17	2017	6	16	3,529	9.09	72	38,828	1,404	2,125	39.78	60.22
8	18	2017	6	18	3,526	9.08	73	38,828	1,615	1,911	45.80	54.20
8	31	2017	5	17	3,525	9.08	74	38,828	1,500	2,025	42.55	57.45
5	5	2017	6	18	3,524	9.08	75	38,828	1,599	1,925	45.37	54.63
8	18	2017	6	17	3,522	9.07	76	38,828	1,592	1,930	45.20	54.80
4	28	2017	6	17	3,521	9.07	77	38,828	1,605	1,916	45.58	54.42
2	17	2017	6	16	3,519	9.06	78	38,828	1,543	1,976	43.85	56.15
8	17	2017	5	17	3,518	9.06	79	38,828	1,554	1,964	44.17	55.83
8	3	2017	5	17	3,517	9.06	80	38,828	1,513	2,004	43.02	56.98
6	2	2017	6	18	3,515	9.05	81	38,828	1,546	1,969	43.98	56.02
5	24	2017	4	16	3,513	9.05	82	38,828	1,412	2,101	40.19	59.81
8	9	2017	4	17	3,513	9.05	83	38,828	1,479	2,034	42.10	57.90
8	25	2017	6	17	3,513	9.05	84	38,828	1,608	1,905	45.77	54.23
5	25	2017	5	18	3,512	9.05	85	38,828	1,584	1,928	45.10	54.90
7	21	2017	6	15	3,507	9.03	86	38,828	1,713	1,794	48.85	51.15
7	13	2017	5	17	3,506	9.03	87	38,828	1,546	1,960	44.10	55.90
5	5	2017	6	17	3,503	9.02	88	38,828	1,523	1,980	43.48	56.52
6	16	2017	6	18	3,503	9.02	89	38,828	1,645	1,858	46.96	53.04
8	25	2017	6	15	3,500	9.01	90	38,828	1,617	1,883	46.20	53.80
6	16	2017	6	15	3,498	9.01	91	38,828	1,656	1,842	47.34	52.66
6	22	2017	5	17	3,498	9.01	92	38,828	1,511	1,987	43.20	56.80
7	20	2017	5	17	3,495	9.00	93	38,828	1,526	1,969	43.66	56.34
7	12	2017	4	17	3,493	9.00	94	38,828	1,389	2,104	39.77	60.23
10	27	2017	6	16	3,492	8.99	95	38,828	1,547	1,945	44.30	55.70
7	21	2017	6	18	3,491	8.99	96	38,828	1,583	1,908	45.35	54.65
6	22	2017	5	16	3,487	8.98	97	38,828	1,478	2,009	42.39	57.61
8	31	2017	5	16	3,487	8.98	98	38,828	1,519	1,968	43.56	56.44
5	4	2017	5	16	3,484	8.97	99	38,828	1,386	2,098	39.78	60.22
7	15	2017	7	15	3,483	8.97	100	38,828	1,738	1,745	49.90	50.10
7	14	2017	6	18	3,482	8.97	101	38,828	1,545	1,937	44.37	55.63
3	10	2017	6	16	3,478	8.96	102	38,828	1,434	2,044	41.23	58.77
7	28	2017	6	15	3,478	8.96	103	38,828	1,583	1,895	45.51	54.49
6	30	2017	6	15	3,477	8.95	104	38,828	1,613	1,864	46.39	53.61
11	3	2017	6	16	3,477	8.95	105	38,828	1,531	1,946	44.03	55.97
5	5	2017	6	15	3,473	8.94	106	38,828	1,661	1,812	47.83	52.17
5	19	2017	6	18	3,473	8.94	107	38,828	1,529	1,944	44.03	55.97
6	25	2017	1	14	3,473	8.94	108	38,828	1,929	1,544	55.54	44.46
9	7	2017	5	17	3,471	8.94	109	38,828	1,437	2,034	41.40	58.60
9	29	2017	6	18	3,470	8.94	110	38,828	1,538	1,932	44.32	55.68
8	10	2017	5	18	3,469	8.93	111	38,828	1,448	2,021	41.74	58.26
6	30	2017	6	17	3,468	8.93	112	38,828	1,577	1,891	45.47	54.53
8	17	2017	5	16	3,467	8.93	113	38,828	1,358	2,109	39.17	60.83
6	29	2017	5	16	3,465	8.92	114	38,828	1,468	1,997	42.37	57.63
7	14	2017	6	17	3,464	8.92	115	38,828	1,620	1,844	46.77	53.23
10	20	2017	6	17	3,464	8.92	116	38,828	1,577	1,887	45.53	54.47
7	27	2017	5	16	3,463	8.92	117	38,828	1,519	1,944	43.86	56.14
7	14	2017	6	15	3,462	8.92	118	38,828	1,493	1,969	43.13	56.87

MO	DY	YR	DAY OF WK	HR	HR VOL	PERCENT OF AADT	HOUR NUMBER	AADT	EAST VOLUME	WEST VOLUME	PERCENT EAST IS OF TOTAL VOLUME	PERCENT WEST IS OF TOTAL VOLUME
6	8	2017	5	16	3,459	8.91	119	38,828	1,416	2,043	40.94	59.06
8	18	2017	6	15	3,458	8.91	120	38,828	1,651	1,807	47.74	52.26
3	24	2017	6	16	3,457	8.90	121	38,828	1,506	1,951	43.56	56.44
11	22	2017	4	14	3,457	8.90	122	38,828	1,547	1,910	44.75	55.25
7	19	2017	4	16	3,456	8.90	123	38,828	1,418	2,038	41.03	58.97
8	16	2017	4	17	3,451	8.89	124	38,828	1,477	1,974	42.80	57.20
9	14	2017	5	17	3,450	8.89	125	38,828	1,478	1,972	42.84	57.16
6	14	2017	4	17	3,447	8.88	126	38,828	1,381	2,066	40.06	59.94
8	2	2017	4	17	3,446	8.88	127	38,828	1,426	2,020	41.38	58.62
8	4	2017	6	15	3,446	8.88	128	38,828	1,598	1,848	46.37	53.63
5	12	2017	6	18	3,441	8.86	129	38,828	1,589	1,852	46.18	53.82
1	27	2017	6	16	3,436	8.85	130	38,828	1,459	1,977	42.46	57.54
8	15	2017	3	16	3,436	8.85	131	38,828	1,382	2,054	40.22	59.78
12	8	2017	6	17	3,436	8.85	132	38,828	1,466	1,970	42.67	57.33
9	22	2017	6	15	3,435	8.85	133	38,828	1,495	1,940	43.52	56.48
9	8	2017	6	18	3,433	8.84	134	38,828	1,499	1,934	43.66	56.34
8	17	2017	5	18	3,432	8.84	135	38,828	1,486	1,946	43.30	56.70
3	23	2017	5	17	3,429	8.83	136	38,828	1,431	1,998	41.73	58.27
4	28	2017	6	18	3,429	8.83	137	38,828	1,559	1,870	45.47	54.53
7	6	2017	5	16	3,427	8.83	138	38,828	1,404	2,023	40.97	59.03
8	4	2017	6	18	3,426	8.82	139	38,828	1,516	1,910	44.25	55.75
10	13	2017	6	15	3,426	8.82	140	38,828	1,626	1,800	47.46	52.54
3	31	2017	6	18	3,424	8.82	141	38,828	1,553	1,871	45.36	54.64
10	13	2017	6	18	3,424	8.82	142	38,828	1,572	1,852	45.91	54.09
6	14	2017	4	16	3,421	8.81	143	38,828	1,370	2,051	40.05	59.95
3	3	2017	6	16	3,420	8.81	144	38,828	1,410	2,010	41.23	58.77
9	28	2017	5	17	3,420	8.81	145	38,828	1,466	1,954	42.87	57.13
10	6	2017	6	18	3,420	8.81	146	38,828	1,511	1,909	44.18	55.82
6	9	2017	6	18	3,419	8.81	147	38,828	1,474	1,945	43.11	56.89
7	26	2017	4	17	3,419	8.81	148	38,828	1,367	2,052	39.98	60.02
3	24	2017	6	17	3,413	8.79	149	38,828	1,493	1,920	43.74	56.26
6	19	2017	2	16	3,413	8.79	150	38,828	1,381	2,032	40.46	59.54
6	7	2017	4	16	3,412	8.79	151	38,828	1,384	2,028	40.56	59.44
9	8	2017	6	16	3,412	8.79	152	38,828	1,525	1,887	44.70	55.30
7	15	2017	7	16	3,411	8.78	153	38,828	1,714	1,697	50.25	49.75
7	24	2017	2	17	3,410	8.78	154	38,828	1,436	1,974	42.11	57.89
7	15	2017	7	14	3,409	8.78	155	38,828	1,735	1,674	50.89	49.11
5	24	2017	4	17	3,408	8.78	156	38,828	1,385	2,023	40.64	59.36
12	15	2017	6	16	3,408	8.78	157	38,828	1,454	1,954	42.66	57.34
5	18	2017	5	17	3,407	8.77	158	38,828	1,473	1,934	43.23	56.77
6	21	2017	4	16	3,406	8.77	159	38,828	1,354	2,052	39.75	60.25
10	5	2017	5	16	3,406	8.77	160	38,828	1,476	1,930	43.34	56.66
10	27	2017	6	18	3,406	8.77	161	38,828	1,559	1,847	45.77	54.23
2	17	2017	6	17	3,403	8.76	162	38,828	1,559	1,844	45.81	54.19
9	29	2017	6	15	3,403	8.76	163	38,828	1,557	1,846	45.75	54.25
10	5	2017	5	17	3,402	8.76	164	38,828	1,440	1,962	42.33	57.67
11	3	2017	6	17	3,402	8.76	165	38,828	1,523	1,879	44.77	55.23
3	23	2017	5	16	3,401	8.76	166	38,828	1,362	2,039	40.05	59.95
7	31	2017	2	16	3,401	8.76	167	38,828	1,252	2,149	36.81	63.19
6	17	2017	7	14	3,397	8.75	168	38,828	1,787	1,610	52.61	47.39
7	27	2017	5	18	3,397	8.75	169	38,828	1,488	1,909	43.80	56.20

MO	DY	YR	DAY OF WK	HR	HR VOL	PERCENT OF AADT	HOUR NUMBER	AADT	EAST VOLUME	WEST VOLUME	PERCENT EAST IS OF TOTAL VOLUME	PERCENT WEST IS OF TOTAL VOLUME
1	13	2017	6	16	3,396	8.75	170	38,828	1,475	1,921	43.43	56.57
6	18	2017	1	15	3,395	8.74	171	38,828	1,633	1,762	48.10	51.90
7	7	2017	6	18	3,395	8.74	172	38,828	1,457	1,938	42.92	57.08
8	23	2017	4	17	3,395	8.74	173	38,828	1,386	2,009	40.82	59.18
8	2	2017	4	16	3,392	8.74	174	38,828	1,373	2,019	40.48	59.52
8	24	2017	5	18	3,392	8.74	175	38,828	1,488	1,904	43.87	56.13
7	12	2017	4	16	3,387	8.72	176	38,828	1,293	2,094	38.18	61.82
5	18	2017	5	16	3,386	8.72	177	38,828	1,365	2,021	40.31	59.69
8	15	2017	3	17	3,386	8.72	178	38,828	1,427	1,959	42.14	57.86
8	24	2017	5	16	3,385	8.72	179	38,828	1,444	1,941	42.66	57.34
6	30	2017	6	14	3,383	8.71	180	38,828	1,595	1,788	47.15	52.85
8	3	2017	5	18	3,383	8.71	181	38,828	1,399	1,984	41.35	58.65
4	27	2017	5	16	3,381	8.71	182	38,828	1,403	1,978	41.50	58.50
6	26	2017	2	16	3,381	8.71	183	38,828	1,342	2,039	39.69	60.31
7	15	2017	7	13	3,381	8.71	184	38,828	1,845	1,536	54.57	45.43
8	30	2017	4	17	3,381	8.71	185	38,828	1,382	1,999	40.88	59.12
3	30	2017	5	16	3,379	8.70	186	38,828	1,422	1,957	42.08	57.92
2	24	2017	6	17	3,378	8.70	187	38,828	1,431	1,947	42.36	57.64
8	12	2017	7	14	3,377	8.70	188	38,828	1,713	1,664	50.73	49.27
8	24	2017	5	17	3,376	8.69	189	38,828	1,374	2,002	40.70	59.30
7	7	2017	6	15	3,375	8.69	190	38,828	1,565	1,810	46.37	53.63
3	9	2017	5	16	3,374	8.69	191	38,828	1,240	2,134	36.75	63.25
7	6	2017	5	17	3,373	8.69	192	38,828	1,455	1,918	43.14	56.86
7	26	2017	4	16	3,373	8.69	193	38,828	1,438	1,935	42.63	57.37
6	27	2017	3	17	3,371	8.68	194	38,828	1,363	2,008	40.43	59.57
1	27	2017	6	17	3,369	8.68	195	38,828	1,517	1,852	45.03	54.97
6	6	2017	3	16	3,369	8.68	196	38,828	1,309	2,060	38.85	61.15
9	14	2017	5	16	3,368	8.67	197	38,828	1,414	1,954	41.98	58.02
9	21	2017	5	17	3,367	8.67	198	38,828	1,415	1,952	42.03	57.97
6	28	2017	4	17	3,364	8.66	199	38,828	1,402	1,962	41.68	58.32
8	22	2017	3	17	3,364	8.66	200	38,828	1,409	1,955	41.88	58.12



**AADT= 66,764      K 30 FACTOR= 9.27      K 100 FACTOR= 9.03      K 200 FACTOR= 8.73      D 30 FACTOR= 58.99**



MO	DY	YR	DAY OF WK	HR	HR VOL	PERCENT OF AADT	HOUR NUMBER	AADT	NORTH VOLUME	SOUTH VOLUME	PERCENT NORTH IS OF TOTAL VOLUME	PERCENT SOUTH IS OF TOTAL VOLUME
6	8	2017	5	17	6,792	10.17	1	66,764	2,981	3,811	43.89	56.11
6	8	2017	5	16	6,576	9.85	2	66,764	2,792	3,784	42.46	57.54
6	7	2017	4	17	6,473	9.70	3	66,764	2,533	3,940	39.13	60.87
10	26	2017	5	17	6,451	9.66	4	66,764	2,557	3,894	39.64	60.36
5	18	2017	5	17	6,448	9.66	5	66,764	2,589	3,859	40.15	59.85
6	21	2017	4	17	6,438	9.64	6	66,764	2,661	3,777	41.33	58.67
10	26	2017	5	18	6,416	9.61	7	66,764	2,723	3,693	42.44	57.56
5	11	2017	5	17	6,397	9.58	8	66,764	2,577	3,820	40.28	59.72
3	23	2017	5	17	6,342	9.50	9	66,764	2,490	3,852	39.26	60.74
6	20	2017	3	17	6,338	9.49	10	66,764	2,502	3,836	39.48	60.52
5	16	2017	3	17	6,320	9.47	11	66,764	2,290	4,030	36.23	63.77
6	22	2017	5	17	6,313	9.46	12	66,764	2,594	3,719	41.09	58.91
5	10	2017	4	17	6,310	9.45	13	66,764	2,505	3,805	39.70	60.30
6	8	2017	5	18	6,274	9.40	14	66,764	2,719	3,555	43.34	56.66
6	15	2017	5	17	6,267	9.39	15	66,764	2,757	3,510	43.99	56.01
5	24	2017	4	17	6,259	9.37	16	66,764	2,511	3,748	40.12	59.88

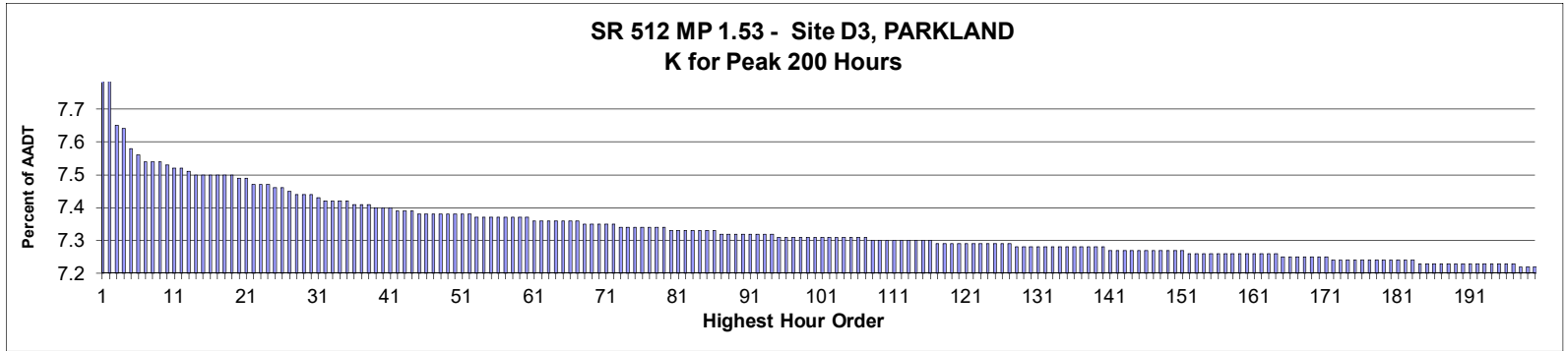
MO	DY	YR	DAY OF WK	HR	HR VOL	PERCENT OF AADT	HOUR NUMBER	AADT	NORTH VOLUME	SOUTH VOLUME	PERCENT NORTH IS OF TOTAL VOLUME	PERCENT SOUTH IS OF TOTAL VOLUME
4	26	2017	4	17	6,257	9.37	17	66,764	2,474	3,783	39.54	60.46
10	31	2017	3	17	6,254	9.37	18	66,764	2,336	3,918	37.35	62.65
6	12	2017	2	17	6,249	9.36	19	66,764	2,404	3,845	38.47	61.53
2	22	2017	4	17	6,238	9.34	20	66,764	2,258	3,980	36.20	63.80
4	12	2017	4	17	6,234	9.34	21	66,764	2,427	3,807	38.93	61.07
5	25	2017	5	17	6,232	9.33	22	66,764	2,466	3,766	39.57	60.43
3	30	2017	5	17	6,230	9.33	23	66,764	2,344	3,886	37.62	62.38
11	15	2017	4	17	6,226	9.33	24	66,764	2,418	3,808	38.84	61.16
6	14	2017	4	16	6,224	9.32	25	66,764	2,430	3,794	39.04	60.96
4	20	2017	5	17	6,220	9.32	26	66,764	2,351	3,869	37.80	62.20
6	14	2017	4	17	6,216	9.31	27	66,764	2,473	3,743	39.78	60.22
5	17	2017	4	17	6,204	9.29	28	66,764	2,379	3,825	38.35	61.65
10	5	2017	5	17	6,202	9.29	29	66,764	2,438	3,764	39.31	60.69
6	9	2017	6	16	6,187	9.27	30	66,764	2,537	3,650	41.01	58.99
5	3	2017	4	17	6,181	9.26	31	66,764	2,380	3,801	38.51	61.49
10	12	2017	5	17	6,179	9.25	32	66,764	2,394	3,785	38.74	61.26
2	14	2017	3	17	6,175	9.25	33	66,764	2,244	3,931	36.34	63.66
6	16	2017	6	16	6,173	9.25	34	66,764	2,600	3,573	42.12	57.88
3	1	2017	4	17	6,169	9.24	35	66,764	2,302	3,867	37.32	62.68
5	12	2017	6	17	6,167	9.24	36	66,764	2,561	3,606	41.53	58.47
5	16	2017	3	16	6,167	9.24	37	66,764	2,276	3,891	36.91	63.09
5	25	2017	5	16	6,165	9.23	38	66,764	2,365	3,800	38.36	61.64
6	16	2017	6	17	6,163	9.23	39	66,764	2,670	3,493	43.32	56.68
5	11	2017	5	16	6,161	9.23	40	66,764	2,406	3,755	39.05	60.95
11	7	2017	3	17	6,155	9.22	41	66,764	2,361	3,794	38.36	61.64
1	12	2017	5	17	6,148	9.21	42	66,764	2,331	3,817	37.91	62.09
5	19	2017	6	17	6,148	9.21	43	66,764	2,636	3,512	42.88	57.12
11	2	2017	5	17	6,143	9.20	44	66,764	2,376	3,767	38.68	61.32
3	29	2017	4	17	6,137	9.19	45	66,764	2,184	3,953	35.59	64.41
11	30	2017	5	17	6,137	9.19	46	66,764	2,465	3,672	40.17	59.83
5	4	2017	5	17	6,136	9.19	47	66,764	2,557	3,579	41.67	58.33
6	6	2017	3	17	6,132	9.18	48	66,764	2,310	3,822	37.67	62.33
4	27	2017	5	17	6,129	9.18	49	66,764	2,544	3,585	41.51	58.49
6	1	2017	5	16	6,122	9.17	50	66,764	2,426	3,696	39.63	60.37
11	1	2017	4	17	6,122	9.17	51	66,764	2,283	3,839	37.29	62.71
5	19	2017	6	16	6,117	9.16	52	66,764	2,477	3,640	40.49	59.51
11	16	2017	5	17	6,114	9.16	53	66,764	2,509	3,605	41.04	58.96
5	31	2017	4	17	6,112	9.15	54	66,764	2,400	3,712	39.27	60.73
10	30	2017	2	17	6,112	9.15	55	66,764	2,190	3,922	35.83	64.17
4	13	2017	5	17	6,105	9.14	56	66,764	2,427	3,678	39.75	60.25
3	16	2017	5	17	6,104	9.14	57	66,764	2,394	3,710	39.22	60.78
4	27	2017	5	16	6,104	9.14	58	66,764	2,287	3,817	37.47	62.53
6	2	2017	6	17	6,102	9.14	59	66,764	2,440	3,662	39.99	60.01
11	16	2017	5	18	6,102	9.14	60	66,764	2,525	3,577	41.38	58.62
10	12	2017	5	18	6,097	9.13	61	66,764	2,468	3,629	40.48	59.52
11	16	2017	5	16	6,097	9.13	62	66,764	2,359	3,738	38.69	61.31
6	1	2017	5	17	6,095	9.13	63	66,764	2,353	3,742	38.61	61.39
12	5	2017	3	17	6,095	9.13	64	66,764	2,333	3,762	38.28	61.72
12	7	2017	5	17	6,095	9.13	65	66,764	2,396	3,699	39.31	60.69
6	21	2017	4	18	6,093	9.13	66	66,764	2,808	3,285	46.09	53.91
4	21	2017	6	17	6,092	9.12	67	66,764	2,663	3,429	43.71	56.29

MO	DY	YR	DAY OF WK	HR	HR VOL	PERCENT OF AADT	HOUR NUMBER	AADT	NORTH VOLUME	SOUTH VOLUME	PERCENT NORTH IS OF TOTAL VOLUME	PERCENT SOUTH IS OF TOTAL VOLUME
5	10	2017	4	16	6,091	9.12	68	66,764	2,232	3,859	36.64	63.36
6	21	2017	4	16	6,091	9.12	69	66,764	2,454	3,637	40.29	59.71
11	9	2017	5	18	6,087	9.12	70	66,764	2,723	3,364	44.73	55.27
6	7	2017	4	16	6,082	9.11	71	66,764	2,454	3,628	40.35	59.65
6	7	2017	4	18	6,082	9.11	72	66,764	2,712	3,370	44.59	55.41
1	5	2017	5	17	6,075	9.10	73	66,764	2,287	3,788	37.65	62.35
6	20	2017	3	16	6,070	9.09	74	66,764	2,411	3,659	39.72	60.28
3	6	2017	2	17	6,069	9.09	75	66,764	2,143	3,926	35.31	64.69
12	14	2017	5	17	6,069	9.09	76	66,764	2,387	3,682	39.33	60.67
5	22	2017	2	17	6,068	9.09	77	66,764	2,284	3,784	37.64	62.36
4	25	2017	3	17	6,067	9.09	78	66,764	2,372	3,695	39.10	60.90
6	22	2017	5	16	6,067	9.09	79	66,764	2,543	3,524	41.92	58.08
6	15	2017	5	18	6,066	9.09	80	66,764	2,683	3,383	44.23	55.77
12	14	2017	5	16	6,063	9.08	81	66,764	2,289	3,774	37.75	62.25
6	14	2017	4	18	6,054	9.07	82	66,764	2,556	3,498	42.22	57.78
10	5	2017	5	16	6,053	9.07	83	66,764	2,316	3,737	38.26	61.74
6	9	2017	6	17	6,051	9.06	84	66,764	2,435	3,616	40.24	59.76
11	9	2017	5	16	6,051	9.06	85	66,764	2,433	3,618	40.21	59.79
5	9	2017	3	17	6,050	9.06	86	66,764	2,325	3,725	38.43	61.57
12	6	2017	4	18	6,050	9.06	87	66,764	2,428	3,622	40.13	59.87
5	23	2017	3	17	6,044	9.05	88	66,764	2,363	3,681	39.10	60.90
5	5	2017	6	16	6,042	9.05	89	66,764	2,373	3,669	39.28	60.72
3	28	2017	3	17	6,041	9.05	90	66,764	2,306	3,735	38.17	61.83
6	1	2017	5	18	6,041	9.05	91	66,764	2,453	3,588	40.61	59.39
11	6	2017	2	17	6,039	9.05	92	66,764	2,203	3,836	36.48	63.52
5	30	2017	3	17	6,034	9.04	93	66,764	2,288	3,746	37.92	62.08
6	23	2017	6	16	6,032	9.03	94	66,764	2,392	3,640	39.66	60.34
10	30	2017	2	18	6,031	9.03	95	66,764	2,299	3,732	38.12	61.88
4	18	2017	3	18	6,030	9.03	96	66,764	2,672	3,358	44.31	55.69
10	27	2017	6	17	6,030	9.03	97	66,764	2,486	3,544	41.23	58.77
3	21	2017	3	17	6,029	9.03	98	66,764	2,289	3,740	37.97	62.03
4	19	2017	4	17	6,029	9.03	99	66,764	2,177	3,852	36.11	63.89
6	19	2017	2	17	6,029	9.03	100	66,764	2,267	3,762	37.60	62.40
10	27	2017	6	16	6,024	9.02	101	66,764	2,564	3,460	42.56	57.44
2	23	2017	5	17	6,021	9.02	102	66,764	2,195	3,826	36.46	63.54
11	17	2017	6	17	6,020	9.02	103	66,764	2,378	3,642	39.50	60.50
4	18	2017	3	17	6,019	9.02	104	66,764	2,369	3,650	39.36	60.64
5	11	2017	5	18	6,019	9.02	105	66,764	2,537	3,482	42.15	57.85
11	14	2017	3	17	6,016	9.01	106	66,764	2,340	3,676	38.90	61.10
3	24	2017	6	16	6,012	9.00	107	66,764	2,402	3,610	39.95	60.05
2	16	2017	5	17	6,010	9.00	108	66,764	2,270	3,740	37.77	62.23
2	28	2017	3	17	6,010	9.00	109	66,764	2,126	3,884	35.37	64.63
6	23	2017	6	17	6,010	9.00	110	66,764	2,367	3,643	39.38	60.62
10	25	2017	4	17	6,008	9.00	111	66,764	2,413	3,595	40.16	59.84
5	5	2017	6	17	6,006	9.00	112	66,764	2,452	3,554	40.83	59.17
2	24	2017	6	17	6,005	8.99	113	66,764	2,365	3,640	39.38	60.62
5	2	2017	3	17	6,002	8.99	114	66,764	2,303	3,699	38.37	61.63
12	7	2017	5	18	6,002	8.99	115	66,764	2,549	3,453	42.47	57.53
10	24	2017	3	17	6,001	8.99	116	66,764	2,245	3,756	37.41	62.59
4	24	2017	2	17	6,000	8.99	117	66,764	2,095	3,905	34.92	65.08
5	18	2017	5	16	6,000	8.99	118	66,764	2,353	3,647	39.22	60.78

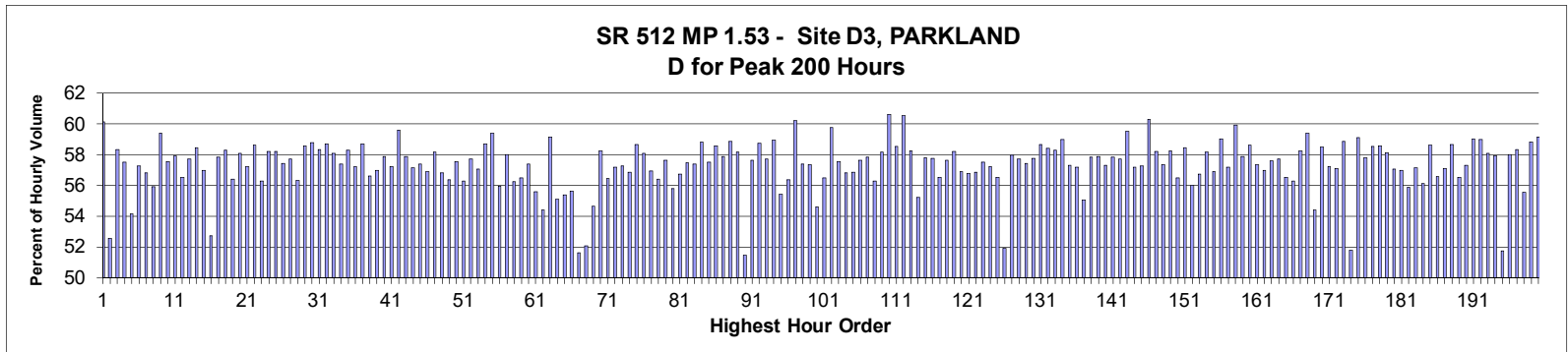


MO	DY	YR	DAY OF WK	HR	HR VOL	PERCENT OF AADT	HOUR NUMBER	AADT	NORTH VOLUME	SOUTH VOLUME	PERCENT NORTH IS OF TOTAL VOLUME	PERCENT SOUTH IS OF TOTAL VOLUME
2	1	2017	4	17	5,997	8.98	119	66,764	2,292	3,705	38.22	61.78
5	4	2017	5	16	5,989	8.97	120	66,764	2,323	3,666	38.79	61.21
6	2	2017	6	16	5,988	8.97	121	66,764	2,304	3,684	38.48	61.52
12	12	2017	3	17	5,983	8.96	122	66,764	2,316	3,667	38.71	61.29
3	24	2017	6	17	5,981	8.96	123	66,764	2,458	3,523	41.10	58.90
6	22	2017	5	18	5,979	8.96	124	66,764	2,611	3,368	43.67	56.33
1	24	2017	3	17	5,976	8.95	125	66,764	2,212	3,764	37.01	62.99
2	2	2017	5	17	5,974	8.95	126	66,764	2,197	3,777	36.78	63.22
11	29	2017	4	17	5,972	8.94	127	66,764	2,213	3,759	37.06	62.94
2	10	2017	6	17	5,970	8.94	128	66,764	2,292	3,678	38.39	61.61
4	26	2017	4	16	5,969	8.94	129	66,764	2,260	3,709	37.86	62.14
11	22	2017	4	16	5,964	8.93	130	66,764	2,325	3,639	38.98	61.02
6	20	2017	3	18	5,960	8.93	131	66,764	2,576	3,384	43.22	56.78
3	15	2017	4	17	5,959	8.93	132	66,764	2,211	3,748	37.10	62.90
3	30	2017	5	16	5,959	8.93	133	66,764	2,194	3,765	36.82	63.18
11	20	2017	2	17	5,956	8.92	134	66,764	2,495	3,461	41.89	58.11
12	15	2017	6	16	5,945	8.90	135	66,764	2,302	3,643	38.72	61.28
12	13	2017	4	18	5,941	8.90	136	66,764	2,349	3,592	39.54	60.46
6	12	2017	2	16	5,939	8.90	137	66,764	2,219	3,720	37.36	62.64
11	17	2017	6	16	5,938	8.89	138	66,764	2,271	3,667	38.25	61.75
6	13	2017	3	16	5,936	8.89	139	66,764	2,172	3,764	36.59	63.41
4	28	2017	6	16	5,934	8.89	140	66,764	2,330	3,604	39.27	60.73
12	5	2017	3	16	5,934	8.89	141	66,764	2,186	3,748	36.84	63.16
6	13	2017	3	17	5,929	8.88	142	66,764	2,274	3,655	38.35	61.65
11	9	2017	5	17	5,926	8.88	143	66,764	2,426	3,500	40.94	59.06
10	19	2017	5	18	5,923	8.87	144	66,764	2,589	3,334	43.71	56.29
3	15	2017	4	18	5,922	8.87	145	66,764	2,426	3,496	40.97	59.03
1	13	2017	6	17	5,920	8.87	146	66,764	2,323	3,597	39.24	60.76
3	10	2017	6	17	5,913	8.86	147	66,764	2,266	3,647	38.32	61.68
11	30	2017	5	18	5,913	8.86	148	66,764	2,701	3,212	45.68	54.32
12	7	2017	5	16	5,913	8.86	149	66,764	2,209	3,704	37.36	62.64
2	13	2017	2	17	5,910	8.85	150	66,764	2,174	3,736	36.79	63.21
3	27	2017	2	17	5,910	8.85	151	66,764	2,197	3,713	37.17	62.83
4	11	2017	3	17	5,910	8.85	152	66,764	2,251	3,659	38.09	61.91
10	6	2017	6	17	5,909	8.85	153	66,764	2,341	3,568	39.62	60.38
10	6	2017	6	16	5,906	8.85	154	66,764	2,317	3,589	39.23	60.77
12	8	2017	6	16	5,905	8.84	155	66,764	2,294	3,611	38.85	61.15
10	31	2017	3	16	5,897	8.83	156	66,764	2,137	3,760	36.24	63.76
11	2	2017	5	18	5,894	8.83	157	66,764	2,599	3,295	44.10	55.90
1	19	2017	5	17	5,892	8.83	158	66,764	2,199	3,693	37.32	62.68
12	13	2017	4	17	5,891	8.82	159	66,764	2,227	3,664	37.80	62.20
1	31	2017	3	17	5,890	8.82	160	66,764	2,090	3,800	35.48	64.52
3	23	2017	5	18	5,890	8.82	161	66,764	2,568	3,322	43.60	56.40
12	15	2017	6	17	5,889	8.82	162	66,764	2,433	3,456	41.31	58.69
5	17	2017	4	16	5,888	8.82	163	66,764	2,283	3,605	38.77	61.23
2	9	2017	5	17	5,884	8.81	164	66,764	2,310	3,574	39.26	60.74
3	29	2017	4	16	5,881	8.81	165	66,764	2,067	3,814	35.15	64.85
11	27	2017	2	17	5,881	8.81	166	66,764	2,230	3,651	37.92	62.08
1	27	2017	6	17	5,880	8.81	167	66,764	2,315	3,565	39.37	60.63
12	21	2017	5	16	5,879	8.81	168	66,764	2,498	3,381	42.49	57.51
3	31	2017	6	16	5,878	8.80	169	66,764	2,368	3,510	40.29	59.71

MO	DY	YR	DAY OF WK	HR	HR VOL	PERCENT OF AADT	HOUR NUMBER	AADT	NORTH VOLUME	SOUTH VOLUME	PERCENT NORTH IS OF TOTAL VOLUME	PERCENT SOUTH IS OF TOTAL VOLUME
12	5	2017	3	18	5,874	8.80	170	66,764	2,332	3,542	39.70	60.30
5	24	2017	4	18	5,873	8.80	171	66,764	2,356	3,517	40.12	59.88
1	23	2017	2	17	5,871	8.79	172	66,764	2,180	3,691	37.13	62.87
4	19	2017	4	18	5,871	8.79	173	66,764	2,214	3,657	37.71	62.29
3	16	2017	5	16	5,869	8.79	174	66,764	2,133	3,736	36.34	63.66
10	5	2017	5	18	5,869	8.79	175	66,764	2,430	3,439	41.40	58.60
5	8	2017	2	17	5,866	8.79	176	66,764	2,158	3,708	36.79	63.21
5	23	2017	3	16	5,865	8.78	177	66,764	2,153	3,712	36.71	63.29
5	25	2017	5	18	5,860	8.78	178	66,764	2,517	3,343	42.95	57.05
10	16	2017	2	17	5,857	8.77	179	66,764	2,262	3,595	38.62	61.38
5	24	2017	4	16	5,856	8.77	180	66,764	2,166	3,690	36.99	63.01
5	22	2017	2	16	5,855	8.77	181	66,764	2,306	3,549	39.39	60.61
6	15	2017	5	16	5,855	8.77	182	66,764	2,457	3,398	41.96	58.04
4	5	2017	4	17	5,854	8.77	183	66,764	2,178	3,676	37.21	62.79
3	22	2017	4	16	5,851	8.76	184	66,764	2,241	3,610	38.30	61.70
4	6	2017	5	17	5,851	8.76	185	66,764	2,211	3,640	37.79	62.21
3	30	2017	5	18	5,850	8.76	186	66,764	2,423	3,427	41.42	58.58
12	14	2017	5	18	5,850	8.76	187	66,764	2,392	3,458	40.89	59.11
10	9	2017	2	17	5,848	8.76	188	66,764	2,209	3,639	37.77	62.23
10	13	2017	6	16	5,845	8.75	189	66,764	2,489	3,356	42.58	57.42
11	2	2017	5	16	5,844	8.75	190	66,764	2,239	3,605	38.31	61.69
10	10	2017	3	17	5,843	8.75	191	66,764	2,203	3,640	37.70	62.30
4	27	2017	5	18	5,841	8.75	192	66,764	2,409	3,432	41.24	58.76
5	31	2017	4	16	5,837	8.74	193	66,764	2,283	3,554	39.11	60.89
12	6	2017	4	17	5,836	8.74	194	66,764	2,212	3,624	37.90	62.10
12	21	2017	5	17	5,836	8.74	195	66,764	2,350	3,486	40.27	59.73
3	20	2017	2	17	5,833	8.74	196	66,764	2,205	3,628	37.80	62.20
11	3	2017	6	17	5,833	8.74	197	66,764	2,137	3,696	36.64	63.36
10	17	2017	3	17	5,830	8.73	198	66,764	2,287	3,543	39.23	60.77
5	16	2017	3	18	5,827	8.73	199	66,764	2,318	3,509	39.78	60.22
2	17	2017	6	17	5,826	8.73	200	66,764	2,272	3,554	39.00	61.00



AADT= 91,698      K 30 FACTOR= 7.46      K 100 FACTOR= 7.33      K 200 FACTOR= 7.24      D 30 FACTOR= 58.79



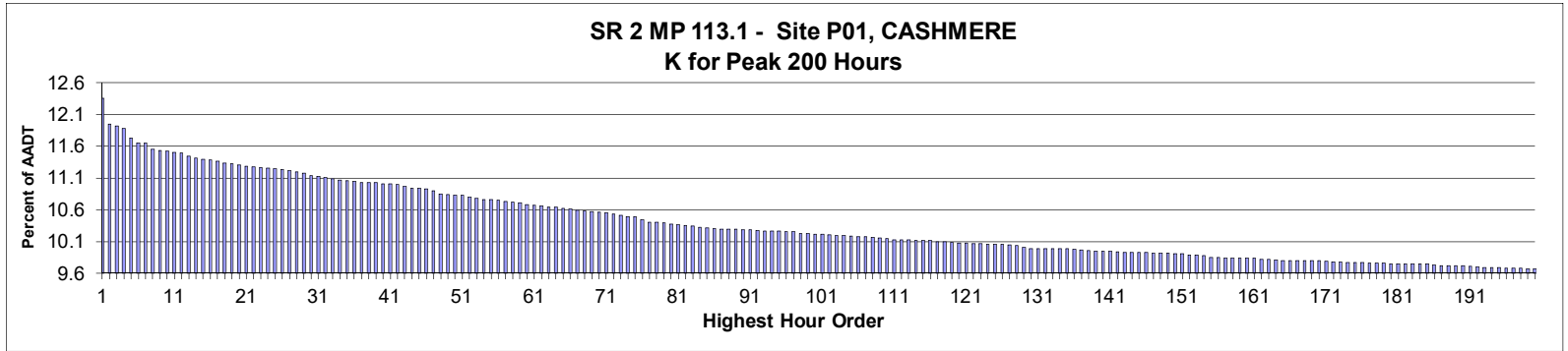
MO	DY	YR	DAY OF WK	HR	HR VOL	PERCENT OF AADT	HOUR NUMBER	AADT	EAST VOLUME	WEST VOLUME	PERCENT EAST IS OF TOTAL VOLUME	PERCENT WEST IS OF TOTAL VOLUME
1	20	2017	6	9	9,843	10.73	1	91,698	3,923	5,920	39.86	60.14
1	20	2017	6	10	8,460	9.23	2	91,698	4,013	4,447	47.43	52.57
4	25	2017	3	8	7,029	7.67	3	91,698	2,928	4,101	41.66	58.34
11	7	2017	3	8	7,025	7.66	4	91,698	2,985	4,040	42.49	57.51
3	10	2017	6	16	6,971	7.60	5	91,698	3,775	3,196	54.15	45.85
4	27	2017	5	16	6,947	7.58	6	91,698	3,979	2,968	57.28	42.72
10	10	2017	3	8	6,936	7.56	7	91,698	2,994	3,942	43.17	56.83
3	2	2017	5	8	6,934	7.56	8	91,698	3,057	3,877	44.09	55.91
4	20	2017	5	8	6,931	7.56	9	91,698	2,813	4,118	40.59	59.41
9	26	2017	3	8	6,924	7.55	10	91,698	2,938	3,986	42.43	57.57
1	26	2017	5	17	6,910	7.54	11	91,698	4,003	2,907	57.93	42.07
9	11	2017	2	16	6,910	7.54	12	91,698	3,906	3,004	56.53	43.47
9	7	2017	5	8	6,901	7.53	13	91,698	2,919	3,982	42.30	57.70
3	3	2017	6	8	6,900	7.52	14	91,698	2,867	4,033	41.55	58.45
9	27	2017	4	8	6,899	7.52	15	91,698	2,968	3,931	43.02	56.98
12	16	2017	7	13	6,897	7.52	16	91,698	3,637	3,260	52.73	47.27

MO	DY	YR	DAY OF WK	HR	HR VOL	PERCENT OF AADT	HOUR NUMBER	AADT	EAST VOLUME	WEST VOLUME	PERCENT EAST IS OF TOTAL VOLUME	PERCENT WEST IS OF TOTAL VOLUME
4	6	2017	5	17	6,893	7.52	17	91,698	3,987	2,906	57.84	42.16
2	13	2017	2	8	6,892	7.52	18	91,698	2,873	4,019	41.69	58.31
3	23	2017	5	16	6,892	7.52	19	91,698	3,887	3,005	56.40	43.60
10	25	2017	4	16	6,887	7.51	20	91,698	4,000	2,887	58.08	41.92
10	26	2017	5	17	6,886	7.51	21	91,698	3,940	2,946	57.22	42.78
4	12	2017	4	16	6,872	7.49	22	91,698	4,029	2,843	58.63	41.37
11	29	2017	4	16	6,865	7.49	23	91,698	3,865	3,000	56.30	43.70
12	5	2017	3	8	6,864	7.49	24	91,698	2,867	3,997	41.77	58.23
6	7	2017	4	16	6,862	7.48	25	91,698	3,996	2,866	58.23	41.77
2	28	2017	3	17	6,860	7.48	26	91,698	3,939	2,921	57.42	42.58
3	21	2017	3	16	6,853	7.47	27	91,698	3,954	2,899	57.70	42.30
3	10	2017	6	17	6,844	7.46	28	91,698	3,854	2,990	56.31	43.69
9	28	2017	5	8	6,843	7.46	29	91,698	2,834	4,009	41.41	58.59
2	16	2017	5	16	6,838	7.46	30	91,698	4,020	2,818	58.79	41.21
5	17	2017	4	8	6,827	7.45	31	91,698	2,844	3,983	41.66	58.34
4	11	2017	3	16	6,826	7.44	32	91,698	4,008	2,818	58.72	41.28
6	14	2017	4	8	6,825	7.44	33	91,698	2,861	3,964	41.92	58.08
9	13	2017	4	8	6,822	7.44	34	91,698	2,907	3,915	42.61	57.39
1	24	2017	3	17	6,819	7.44	35	91,698	3,975	2,844	58.29	41.71
10	11	2017	4	17	6,817	7.43	36	91,698	3,901	2,916	57.22	42.78
10	6	2017	6	8	6,816	7.43	37	91,698	2,815	4,001	41.30	58.70
3	18	2017	7	16	6,815	7.43	38	91,698	3,858	2,957	56.61	43.39
5	17	2017	4	17	6,804	7.42	39	91,698	3,878	2,926	57.00	43.00
1	31	2017	3	17	6,800	7.42	40	91,698	3,936	2,864	57.88	42.12
3	30	2017	5	16	6,800	7.42	41	91,698	3,890	2,910	57.21	42.79
5	16	2017	3	8	6,797	7.41	42	91,698	2,747	4,050	40.41	59.59
9	22	2017	6	8	6,797	7.41	43	91,698	2,862	3,935	42.11	57.89
12	7	2017	5	16	6,792	7.41	44	91,698	3,880	2,912	57.13	42.87
9	14	2017	5	8	6,790	7.40	45	91,698	2,893	3,897	42.61	57.39
3	1	2017	4	8	6,788	7.40	46	91,698	2,924	3,864	43.08	56.92
6	6	2017	3	8	6,788	7.40	47	91,698	2,838	3,950	41.81	58.19
10	4	2017	4	8	6,787	7.40	48	91,698	2,932	3,855	43.20	56.80
9	16	2017	7	15	6,783	7.40	49	91,698	3,824	2,959	56.38	43.62
10	16	2017	2	8	6,783	7.40	50	91,698	2,878	3,905	42.43	57.57
10	26	2017	5	16	6,783	7.40	51	91,698	3,818	2,965	56.29	43.71
11	17	2017	6	8	6,782	7.40	52	91,698	2,867	3,915	42.27	57.73
3	31	2017	6	16	6,780	7.39	53	91,698	3,870	2,910	57.08	42.92
5	8	2017	2	8	6,780	7.39	54	91,698	2,799	3,981	41.28	58.72
1	23	2017	2	17	6,778	7.39	55	91,698	4,027	2,751	59.41	40.59
10	10	2017	3	17	6,778	7.39	56	91,698	3,792	2,986	55.95	44.05
2	22	2017	4	16	6,777	7.39	57	91,698	3,930	2,847	57.99	42.01
10	3	2017	3	8	6,775	7.39	58	91,698	2,965	3,810	43.76	56.24
12	14	2017	5	16	6,774	7.39	59	91,698	3,826	2,948	56.48	43.52
6	12	2017	2	16	6,772	7.39	60	91,698	3,886	2,886	57.38	42.62
5	25	2017	5	15	6,771	7.38	61	91,698	3,765	3,006	55.60	44.40
2	17	2017	6	15	6,768	7.38	62	91,698	3,683	3,085	54.42	45.58
4	17	2017	2	8	6,768	7.38	63	91,698	2,764	4,004	40.84	59.16
11	29	2017	4	8	6,765	7.38	64	91,698	3,036	3,729	44.88	55.12
5	25	2017	5	16	6,764	7.38	65	91,698	3,746	3,018	55.38	44.62
10	10	2017	3	16	6,764	7.38	66	91,698	3,764	3,000	55.65	44.35
11	4	2017	7	15	6,763	7.38	67	91,698	3,491	3,272	51.62	48.38

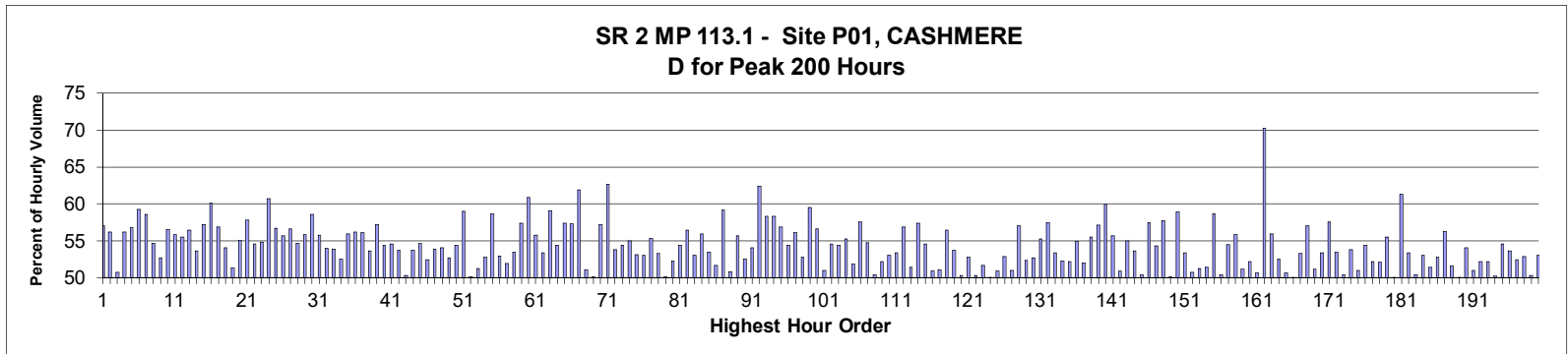
MO	DY	YR	DAY OF WK	HR	HR VOL	PERCENT OF AADT	HOUR NUMBER	AADT	EAST VOLUME	WEST VOLUME	PERCENT EAST IS OF TOTAL VOLUME	PERCENT WEST IS OF TOTAL VOLUME
2	25	2017	7	17	6,762	7.37	68	91,698	3,521	3,241	52.07	47.93
3	31	2017	6	15	6,761	7.37	69	91,698	3,696	3,065	54.67	45.33
8	14	2017	2	17	6,758	7.37	70	91,698	3,937	2,821	58.26	41.74
5	5	2017	6	16	6,756	7.37	71	91,698	3,815	2,941	56.47	43.53
5	23	2017	3	16	6,755	7.37	72	91,698	3,863	2,892	57.19	42.81
10	25	2017	4	8	6,752	7.36	73	91,698	2,886	3,866	42.74	57.26
2	27	2017	2	8	6,751	7.36	74	91,698	2,911	3,840	43.12	56.88
5	9	2017	3	16	6,751	7.36	75	91,698	3,960	2,791	58.66	41.34
6	7	2017	4	8	6,751	7.36	76	91,698	2,829	3,922	41.90	58.10
3	1	2017	4	17	6,749	7.36	77	91,698	3,843	2,906	56.94	43.06
3	14	2017	3	16	6,748	7.36	78	91,698	3,808	2,940	56.43	43.57
4	26	2017	4	16	6,747	7.36	79	91,698	3,889	2,858	57.64	42.36
9	16	2017	7	14	6,744	7.35	80	91,698	3,764	2,980	55.81	44.19
5	31	2017	4	18	6,743	7.35	81	91,698	3,826	2,917	56.74	43.26
9	5	2017	3	8	6,743	7.35	82	91,698	2,868	3,875	42.53	57.47
10	4	2017	4	16	6,743	7.35	83	91,698	3,870	2,873	57.39	42.61
11	14	2017	3	8	6,740	7.35	84	91,698	2,775	3,965	41.17	58.83
9	19	2017	3	8	6,738	7.35	85	91,698	2,863	3,875	42.49	57.51
1	20	2017	6	16	6,737	7.35	86	91,698	3,945	2,792	58.56	41.44
2	2	2017	5	17	6,734	7.34	87	91,698	3,897	2,837	57.87	42.13
5	15	2017	2	8	6,734	7.34	88	91,698	2,769	3,965	41.12	58.88
10	17	2017	3	17	6,733	7.34	89	91,698	3,915	2,818	58.15	41.85
2	25	2017	7	14	6,732	7.34	90	91,698	3,464	3,268	51.46	48.54
4	4	2017	3	17	6,732	7.34	91	91,698	3,880	2,852	57.64	42.36
6	13	2017	3	8	6,732	7.34	92	91,698	2,778	3,954	41.27	58.73
11	6	2017	2	17	6,731	7.34	93	91,698	3,886	2,845	57.73	42.27
6	5	2017	2	8	6,727	7.34	94	91,698	2,762	3,965	41.06	58.94
5	18	2017	5	17	6,726	7.33	95	91,698	3,727	2,999	55.41	44.59
10	9	2017	2	16	6,726	7.33	96	91,698	3,792	2,934	56.38	43.62
2	22	2017	4	8	6,725	7.33	97	91,698	2,675	4,050	39.78	60.22
9	27	2017	4	16	6,725	7.33	98	91,698	3,861	2,864	57.41	42.59
2	2	2017	5	16	6,724	7.33	99	91,698	3,856	2,868	57.35	42.65
10	30	2017	2	8	6,723	7.33	100	91,698	3,053	3,670	45.41	54.59
4	26	2017	4	17	6,721	7.33	101	91,698	3,797	2,924	56.49	43.51
5	10	2017	4	8	6,721	7.33	102	91,698	2,705	4,016	40.25	59.75
3	20	2017	2	8	6,720	7.33	103	91,698	2,851	3,869	42.43	57.57
6	20	2017	3	8	6,719	7.33	104	91,698	2,902	3,817	43.19	56.81
9	12	2017	3	8	6,719	7.33	105	91,698	2,898	3,821	43.13	56.87
4	28	2017	6	15	6,718	7.33	106	91,698	3,871	2,847	57.62	42.38
10	11	2017	4	16	6,718	7.33	107	91,698	3,887	2,831	57.86	42.14
9	14	2017	5	16	6,715	7.32	108	91,698	3,780	2,935	56.29	43.71
11	16	2017	5	8	6,715	7.32	109	91,698	2,810	3,905	41.85	58.15
5	18	2017	5	8	6,712	7.32	110	91,698	2,643	4,069	39.38	60.62
9	25	2017	2	16	6,712	7.32	111	91,698	3,928	2,784	58.52	41.48
5	5	2017	6	8	6,711	7.32	112	91,698	2,647	4,064	39.44	60.56
11	1	2017	4	17	6,711	7.32	113	91,698	3,909	2,802	58.25	41.75
9	23	2017	7	16	6,710	7.32	114	91,698	3,706	3,004	55.23	44.77
10	2	2017	2	16	6,709	7.32	115	91,698	3,878	2,831	57.80	42.20
10	10	2017	3	18	6,709	7.32	116	91,698	3,875	2,834	57.76	42.24
9	21	2017	5	16	6,707	7.31	117	91,698	3,791	2,916	56.52	43.48
4	18	2017	3	17	6,706	7.31	118	91,698	3,865	2,841	57.63	42.37

MO	DY	YR	DAY OF WK	HR	HR VOL	PERCENT OF AADT	HOUR NUMBER	AADT	EAST VOLUME	WEST VOLUME	PERCENT EAST IS OF TOTAL VOLUME	PERCENT WEST IS OF TOTAL VOLUME
4	19	2017	4	17	6,706	7.31	119	91,698	3,903	2,803	58.20	41.80
10	3	2017	3	16	6,706	7.31	120	91,698	3,816	2,890	56.90	43.10
2	13	2017	2	16	6,705	7.31	121	91,698	3,808	2,897	56.79	43.21
6	20	2017	3	17	6,705	7.31	122	91,698	3,813	2,892	56.87	43.13
11	7	2017	3	16	6,705	7.31	123	91,698	3,856	2,849	57.51	42.49
7	27	2017	5	16	6,704	7.31	124	91,698	3,836	2,868	57.22	42.78
10	31	2017	3	16	6,704	7.31	125	91,698	3,790	2,914	56.53	43.47
6	17	2017	7	13	6,703	7.31	126	91,698	3,479	3,224	51.90	48.10
4	28	2017	6	8	6,701	7.31	127	91,698	2,817	3,884	42.04	57.96
3	23	2017	5	17	6,698	7.30	128	91,698	3,865	2,833	57.70	42.30
9	11	2017	2	8	6,698	7.30	129	91,698	2,852	3,846	42.58	57.42
6	14	2017	4	17	6,696	7.30	130	91,698	3,869	2,827	57.78	42.22
1	25	2017	4	16	6,695	7.30	131	91,698	3,928	2,767	58.67	41.33
4	19	2017	4	16	6,695	7.30	132	91,698	3,910	2,785	58.40	41.60
6	2	2017	6	16	6,694	7.30	133	91,698	3,901	2,793	58.28	41.72
3	29	2017	4	17	6,693	7.30	134	91,698	3,949	2,744	59.00	41.00
11	15	2017	4	16	6,693	7.30	135	91,698	3,837	2,856	57.33	42.67
2	24	2017	6	17	6,692	7.30	136	91,698	3,827	2,865	57.19	42.81
1	13	2017	6	16	6,691	7.30	137	91,698	3,683	3,008	55.04	44.96
4	11	2017	3	17	6,691	7.30	138	91,698	3,870	2,821	57.84	42.16
4	19	2017	4	18	6,691	7.30	139	91,698	3,874	2,817	57.90	42.10
10	4	2017	4	17	6,691	7.30	140	91,698	3,833	2,858	57.29	42.71
1	5	2017	5	18	6,689	7.29	141	91,698	3,868	2,821	57.83	42.17
10	26	2017	5	8	6,689	7.29	142	91,698	2,828	3,861	42.28	57.72
5	31	2017	4	16	6,688	7.29	143	91,698	3,981	2,707	59.52	40.48
12	5	2017	3	17	6,688	7.29	144	91,698	3,825	2,863	57.19	42.81
4	6	2017	5	16	6,687	7.29	145	91,698	3,828	2,859	57.25	42.75
4	11	2017	3	8	6,687	7.29	146	91,698	2,654	4,033	39.69	60.31
10	18	2017	4	17	6,687	7.29	147	91,698	3,893	2,794	58.22	41.78
5	8	2017	2	16	6,683	7.29	148	91,698	3,834	2,849	57.37	42.63
12	12	2017	3	8	6,682	7.29	149	91,698	2,790	3,892	41.75	58.25
6	3	2017	7	17	6,681	7.29	150	91,698	3,774	2,907	56.49	43.51
11	20	2017	2	17	6,681	7.29	151	91,698	3,906	2,775	58.46	41.54
1	10	2017	3	19	6,680	7.28	152	91,698	3,742	2,938	56.02	43.98
9	7	2017	5	16	6,680	7.28	153	91,698	3,791	2,889	56.75	43.25
5	4	2017	5	15	6,678	7.28	154	91,698	3,885	2,793	58.18	41.82
10	9	2017	2	17	6,678	7.28	155	91,698	3,799	2,879	56.89	43.11
3	16	2017	5	8	6,677	7.28	156	91,698	2,737	3,940	40.99	59.01
4	3	2017	2	16	6,677	7.28	157	91,698	3,818	2,859	57.18	42.82
5	9	2017	3	8	6,677	7.28	158	91,698	2,675	4,002	40.06	59.94
10	16	2017	2	17	6,677	7.28	159	91,698	3,864	2,813	57.87	42.13
2	16	2017	5	8	6,676	7.28	160	91,698	2,764	3,912	41.40	58.60
5	5	2017	6	15	6,674	7.28	161	91,698	3,829	2,845	57.37	42.63
11	1	2017	4	8	6,674	7.28	162	91,698	2,870	3,804	43.00	57.00
7	13	2017	5	15	6,673	7.28	163	91,698	3,842	2,831	57.58	42.42
11	29	2017	4	17	6,672	7.28	164	91,698	3,851	2,821	57.72	42.28
11	13	2017	2	8	6,671	7.27	165	91,698	2,899	3,772	43.46	56.54
7	12	2017	4	16	6,670	7.27	166	91,698	3,753	2,917	56.27	43.73
5	17	2017	4	16	6,669	7.27	167	91,698	3,884	2,785	58.24	41.76
5	22	2017	2	8	6,667	7.27	168	91,698	2,708	3,959	40.62	59.38
6	17	2017	7	14	6,666	7.27	169	91,698	3,626	3,040	54.40	45.60

MO	DY	YR	DAY OF WK	HR	HR VOL	PERCENT OF AADT	HOUR NUMBER	AADT	EAST VOLUME	WEST VOLUME	PERCENT EAST IS OF TOTAL VOLUME	PERCENT WEST IS OF TOTAL VOLUME
11	14	2017	3	16	6,664	7.27	170	91,698	3,898	2,766	58.49	41.51
7	20	2017	5	16	6,663	7.27	171	91,698	3,814	2,849	57.24	42.76
2	14	2017	3	16	6,660	7.26	172	91,698	3,804	2,856	57.12	42.88
2	24	2017	6	16	6,660	7.26	173	91,698	3,921	2,739	58.87	41.13
4	29	2017	7	14	6,660	7.26	174	91,698	3,450	3,210	51.80	48.20
4	4	2017	3	8	6,657	7.26	175	91,698	2,723	3,934	40.90	59.10
6	19	2017	2	17	6,657	7.26	176	91,698	3,848	2,809	57.80	42.20
10	24	2017	3	16	6,657	7.26	177	91,698	3,896	2,761	58.52	41.48
8	29	2017	3	8	6,656	7.26	178	91,698	2,757	3,899	41.42	58.58
6	12	2017	2	8	6,655	7.26	179	91,698	2,787	3,868	41.88	58.12
6	14	2017	4	16	6,654	7.26	180	91,698	3,797	2,857	57.06	42.94
7	10	2017	2	17	6,654	7.26	181	91,698	3,792	2,862	56.99	43.01
9	15	2017	6	8	6,654	7.26	182	91,698	2,935	3,719	44.11	55.89
10	23	2017	2	16	6,653	7.26	183	91,698	3,803	2,850	57.16	42.84
5	19	2017	6	15	6,652	7.25	184	91,698	3,733	2,919	56.12	43.88
8	15	2017	3	16	6,651	7.25	185	91,698	3,898	2,753	58.61	41.39
8	16	2017	4	16	6,651	7.25	186	91,698	3,763	2,888	56.58	43.42
1	11	2017	4	19	6,650	7.25	187	91,698	3,798	2,852	57.11	42.89
1	9	2017	2	18	6,649	7.25	188	91,698	3,900	2,749	58.66	41.34
1	31	2017	3	16	6,649	7.25	189	91,698	3,760	2,889	56.55	43.45
6	5	2017	2	16	6,648	7.25	190	91,698	3,809	2,839	57.30	42.70
2	24	2017	6	8	6,647	7.25	191	91,698	2,723	3,924	40.97	59.03
4	3	2017	2	17	6,647	7.25	192	91,698	3,920	2,727	58.97	41.03
10	17	2017	3	16	6,647	7.25	193	91,698	3,861	2,786	58.09	41.91
11	20	2017	2	16	6,647	7.25	194	91,698	3,850	2,797	57.92	42.08
4	1	2017	7	14	6,646	7.25	195	91,698	3,438	3,208	51.73	48.27
5	30	2017	3	17	6,646	7.25	196	91,698	3,856	2,790	58.02	41.98
3	21	2017	3	17	6,644	7.25	197	91,698	3,876	2,768	58.34	41.66
3	19	2017	1	14	6,643	7.24	198	91,698	3,691	2,952	55.56	44.44
5	11	2017	5	8	6,643	7.24	199	91,698	2,734	3,909	41.16	58.84
4	19	2017	4	8	6,642	7.24	200	91,698	2,712	3,930	40.83	59.17



**AADT=** 23,365     
**K 30 FACTOR=** 11.14     
**K 100 FACTOR=** 10.22     
**K 200 FACTOR=** 9.67     
**D 30 FACTOR=** 58.56



MO	DY	YR	DAY OF WK	HR	HR VOL	PERCENT OF AADT	HOUR NUMBER	AADT	EAST VOLUME	WEST VOLUME	PERCENT EAST IS OF TOTAL VOLUME	PERCENT WEST IS OF TOTAL VOLUME
10	13	2017	6	17	2,887	12.36	1	23,365	1,646	1,241	57.01	42.99
8	25	2017	6	16	2,792	11.95	2	23,365	1,570	1,222	56.23	43.77
9	29	2017	6	17	2,785	11.92	3	23,365	1,414	1,371	50.77	49.23
9	29	2017	6	16	2,776	11.88	4	23,365	1,561	1,215	56.23	43.77
8	13	2017	1	13	2,741	11.73	5	23,365	1,185	1,556	43.23	56.77
8	13	2017	1	12	2,723	11.65	6	23,365	1,109	1,614	40.73	59.27
6	30	2017	6	17	2,722	11.65	7	23,365	1,594	1,128	58.56	41.44
6	9	2017	6	16	2,698	11.55	8	23,365	1,474	1,224	54.63	45.37
7	21	2017	6	17	2,695	11.53	9	23,365	1,420	1,275	52.69	47.31
6	2	2017	6	16	2,691	11.52	10	23,365	1,522	1,169	56.56	43.44
7	14	2017	6	16	2,688	11.50	11	23,365	1,502	1,186	55.88	44.12
10	6	2017	6	16	2,684	11.49	12	23,365	1,490	1,194	55.51	44.49
7	14	2017	6	17	2,673	11.44	13	23,365	1,508	1,165	56.42	43.58
8	4	2017	6	16	2,666	11.41	14	23,365	1,430	1,236	53.64	46.36
9	15	2017	6	16	2,662	11.39	15	23,365	1,523	1,139	57.21	42.79
5	26	2017	6	16	2,659	11.38	16	23,365	1,598	1,061	60.10	39.90

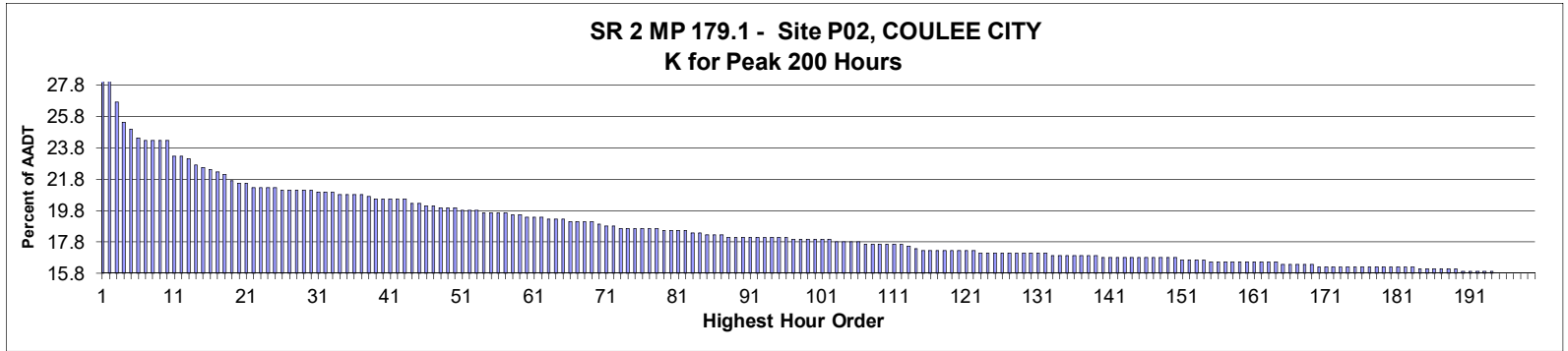


MO	DY	YR	DAY OF WK	HR	HR VOL	PERCENT OF AADT	HOUR NUMBER	AADT	EAST VOLUME	WEST VOLUME	PERCENT EAST IS OF TOTAL VOLUME	PERCENT WEST IS OF TOTAL VOLUME
7	21	2017	6	16	2,654	11.36	17	23,365	1,509	1,145	56.86	43.14
8	18	2017	6	17	2,649	11.34	18	23,365	1,433	1,216	54.10	45.90
10	6	2017	6	17	2,648	11.33	19	23,365	1,359	1,289	51.32	48.68
8	11	2017	6	17	2,642	11.31	20	23,365	1,455	1,187	55.07	44.93
6	30	2017	6	16	2,639	11.29	21	23,365	1,526	1,113	57.82	42.18
6	23	2017	6	16	2,635	11.28	22	23,365	1,438	1,197	54.57	45.43
8	11	2017	6	16	2,634	11.27	23	23,365	1,444	1,190	54.82	45.18
5	26	2017	6	17	2,631	11.26	24	23,365	1,598	1,033	60.74	39.26
6	23	2017	6	17	2,629	11.25	25	23,365	1,490	1,139	56.68	43.32
10	13	2017	6	16	2,626	11.24	26	23,365	1,463	1,163	55.71	44.29
10	13	2017	6	18	2,622	11.22	27	23,365	1,485	1,137	56.64	43.36
7	28	2017	6	17	2,616	11.20	28	23,365	1,431	1,185	54.70	45.30
5	5	2017	6	16	2,612	11.18	29	23,365	1,458	1,154	55.82	44.18
5	5	2017	6	17	2,604	11.14	30	23,365	1,525	1,079	58.56	41.44
7	16	2017	1	13	2,601	11.13	31	23,365	1,150	1,451	44.21	55.79
7	28	2017	6	16	2,595	11.11	32	23,365	1,400	1,195	53.95	46.05
6	16	2017	6	17	2,592	11.09	33	23,365	1,397	1,195	53.90	46.10
7	7	2017	6	17	2,587	11.07	34	23,365	1,358	1,229	52.49	47.51
6	2	2017	6	17	2,585	11.06	35	23,365	1,446	1,139	55.94	44.06
6	30	2017	6	18	2,582	11.05	36	23,365	1,450	1,132	56.16	43.84
8	13	2017	1	14	2,577	11.03	37	23,365	1,131	1,446	43.89	56.11
8	18	2017	6	16	2,577	11.03	38	23,365	1,382	1,195	53.63	46.37
8	25	2017	6	17	2,577	11.03	39	23,365	1,474	1,103	57.20	42.80
6	16	2017	6	16	2,573	11.01	40	23,365	1,399	1,174	54.37	45.63
7	7	2017	6	16	2,572	11.01	41	23,365	1,404	1,168	54.59	45.41
9	22	2017	6	17	2,569	11.00	42	23,365	1,379	1,190	53.68	46.32
9	15	2017	6	17	2,564	10.97	43	23,365	1,290	1,274	50.31	49.69
9	8	2017	6	16	2,556	10.94	44	23,365	1,372	1,184	53.68	46.32
6	9	2017	6	17	2,555	10.94	45	23,365	1,396	1,159	54.64	45.36
9	22	2017	6	18	2,553	10.93	46	23,365	1,338	1,215	52.41	47.59
9	29	2017	6	18	2,547	10.90	47	23,365	1,372	1,175	53.87	46.13
7	21	2017	6	18	2,534	10.85	48	23,365	1,370	1,164	54.06	45.94
7	14	2017	6	18	2,532	10.84	49	23,365	1,334	1,198	52.69	47.31
7	28	2017	6	18	2,531	10.83	50	23,365	1,377	1,154	54.41	45.59
7	23	2017	1	14	2,530	10.83	51	23,365	1,038	1,492	41.03	58.97
9	8	2017	6	18	2,523	10.80	52	23,365	1,257	1,266	49.82	50.18
10	20	2017	6	17	2,519	10.78	53	23,365	1,228	1,291	48.75	51.25
6	23	2017	6	18	2,515	10.76	54	23,365	1,327	1,188	52.76	47.24
6	18	2017	1	13	2,514	10.76	55	23,365	1,040	1,474	41.37	58.63
8	11	2017	6	15	2,512	10.75	56	23,365	1,329	1,183	52.91	47.09
9	8	2017	6	17	2,507	10.73	57	23,365	1,303	1,204	51.97	48.03
9	15	2017	6	18	2,505	10.72	58	23,365	1,340	1,165	53.49	46.51
4	21	2017	6	16	2,503	10.71	59	23,365	1,436	1,067	57.37	42.63
7	23	2017	1	13	2,495	10.68	60	23,365	977	1,518	39.16	60.84
9	22	2017	6	16	2,492	10.67	61	23,365	1,390	1,102	55.78	44.22
10	20	2017	6	16	2,491	10.66	62	23,365	1,330	1,161	53.39	46.61
5	26	2017	6	18	2,487	10.64	63	23,365	1,470	1,017	59.11	40.89
6	16	2017	6	18	2,487	10.64	64	23,365	1,353	1,134	54.40	45.60
7	16	2017	1	14	2,482	10.62	65	23,365	1,058	1,424	42.63	57.37
8	20	2017	1	13	2,480	10.61	66	23,365	1,058	1,422	42.66	57.34
7	23	2017	1	12	2,475	10.59	67	23,365	942	1,533	38.06	61.94

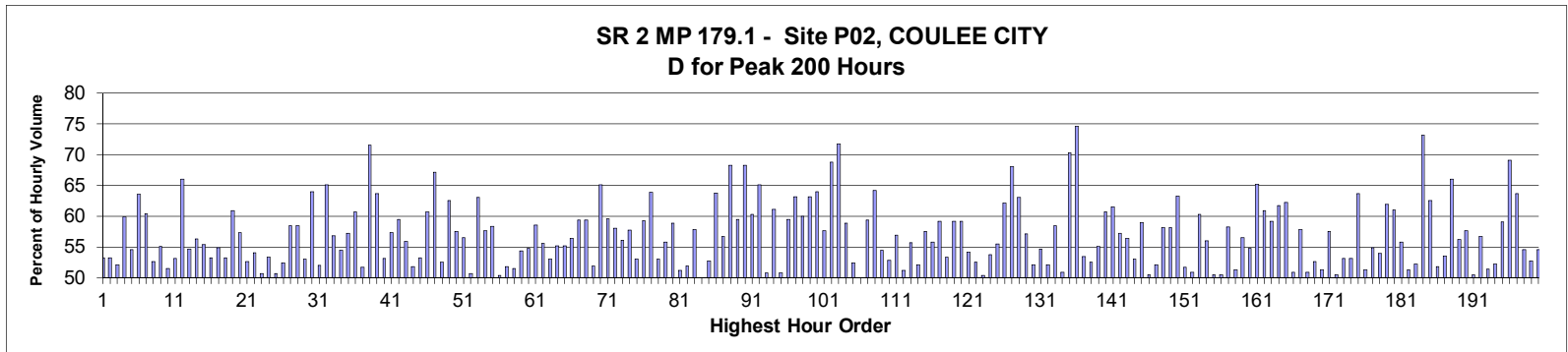
MO	DY	YR	DAY OF WK	HR	HR VOL	PERCENT OF AADT	HOUR NUMBER	AADT	EAST VOLUME	WEST VOLUME	PERCENT EAST IS OF TOTAL VOLUME	PERCENT WEST IS OF TOTAL VOLUME
4	28	2017	6	17	2,472	10.58	68	23,365	1,262	1,210	51.05	48.95
7	7	2017	6	18	2,469	10.57	69	23,365	1,237	1,232	50.10	49.90
7	1	2017	7	13	2,467	10.56	70	23,365	1,412	1,055	57.24	42.76
8	13	2017	1	11	2,465	10.55	71	23,365	920	1,545	37.32	62.68
8	4	2017	6	17	2,461	10.53	72	23,365	1,325	1,136	53.84	46.16
8	24	2017	5	16	2,455	10.51	73	23,365	1,335	1,120	54.38	45.62
5	12	2017	6	16	2,452	10.49	74	23,365	1,349	1,103	55.02	44.98
6	22	2017	5	17	2,451	10.49	75	23,365	1,303	1,148	53.16	46.84
4	28	2017	6	16	2,439	10.44	76	23,365	1,293	1,146	53.01	46.99
5	12	2017	6	18	2,429	10.40	77	23,365	1,344	1,085	55.33	44.67
10	27	2017	6	16	2,429	10.40	78	23,365	1,295	1,134	53.31	46.69
7	13	2017	5	17	2,427	10.39	79	23,365	1,210	1,217	49.86	50.14
9	28	2017	5	17	2,423	10.37	80	23,365	1,266	1,157	52.25	47.75
8	4	2017	6	15	2,421	10.36	81	23,365	1,316	1,105	54.36	45.64
6	30	2017	6	15	2,418	10.35	82	23,365	1,365	1,053	56.45	43.55
8	25	2017	6	18	2,417	10.34	83	23,365	1,282	1,135	53.04	46.96
8	18	2017	6	18	2,414	10.33	84	23,365	1,350	1,064	55.92	44.08
3	31	2017	6	16	2,411	10.32	85	23,365	1,290	1,121	53.50	46.50
5	19	2017	6	16	2,410	10.31	86	23,365	1,245	1,165	51.66	48.34
6	18	2017	1	14	2,407	10.30	87	23,365	983	1,424	40.84	59.16
7	27	2017	5	17	2,407	10.30	88	23,365	1,224	1,183	50.85	49.15
6	23	2017	6	15	2,406	10.30	89	23,365	1,340	1,066	55.69	44.31
7	27	2017	5	16	2,405	10.29	90	23,365	1,263	1,142	52.52	47.48
8	17	2017	5	16	2,404	10.29	91	23,365	1,299	1,105	54.03	45.97
5	29	2017	2	13	2,402	10.28	92	23,365	903	1,499	37.59	62.41
5	26	2017	6	15	2,399	10.27	93	23,365	1,400	999	58.36	41.64
6	25	2017	1	13	2,399	10.27	94	23,365	999	1,400	41.64	58.36
7	30	2017	1	13	2,399	10.27	95	23,365	1,034	1,365	43.10	56.90
2	17	2017	6	17	2,398	10.26	96	23,365	1,305	1,093	54.42	45.58
5	25	2017	5	16	2,397	10.26	97	23,365	1,345	1,052	56.11	43.89
8	25	2017	6	15	2,391	10.23	98	23,365	1,263	1,128	52.82	47.18
7	1	2017	7	16	2,390	10.23	99	23,365	1,423	967	59.54	40.46
7	9	2017	1	13	2,389	10.22	100	23,365	1,037	1,352	43.41	56.59
7	20	2017	5	18	2,389	10.22	101	23,365	1,218	1,171	50.98	49.02
6	2	2017	6	18	2,386	10.21	102	23,365	1,301	1,085	54.53	45.47
7	28	2017	6	15	2,384	10.20	103	23,365	1,297	1,087	54.40	45.60
8	13	2017	1	15	2,383	10.20	104	23,365	1,067	1,316	44.78	55.22
9	14	2017	5	17	2,380	10.19	105	23,365	1,234	1,146	51.85	48.15
7	1	2017	7	15	2,379	10.18	106	23,365	1,370	1,009	57.59	42.41
7	1	2017	7	14	2,378	10.18	107	23,365	1,302	1,076	54.75	45.25
8	17	2017	5	17	2,377	10.17	108	23,365	1,198	1,179	50.40	49.60
8	18	2017	6	15	2,374	10.16	109	23,365	1,239	1,135	52.19	47.81
10	6	2017	6	18	2,371	10.15	110	23,365	1,258	1,113	53.06	46.94
6	16	2017	6	15	2,368	10.13	111	23,365	1,263	1,105	53.34	46.66
8	6	2017	1	13	2,367	10.13	112	23,365	1,021	1,346	43.13	56.87
8	10	2017	5	17	2,367	10.13	113	23,365	1,217	1,150	51.42	48.58
7	1	2017	7	12	2,364	10.12	114	23,365	1,357	1,007	57.40	42.60
8	20	2017	1	15	2,364	10.12	115	23,365	1,074	1,290	45.43	54.57
10	27	2017	6	17	2,364	10.12	116	23,365	1,161	1,203	49.11	50.89
10	5	2017	5	17	2,361	10.10	117	23,365	1,156	1,205	48.96	51.04
7	16	2017	1	15	2,359	10.10	118	23,365	1,028	1,331	43.58	56.42

MO	DY	YR	DAY OF WK	HR	HR VOL	PERCENT OF AADT	HOUR NUMBER	AADT	EAST VOLUME	WEST VOLUME	PERCENT EAST IS OF TOTAL VOLUME	PERCENT WEST IS OF TOTAL VOLUME
8	10	2017	5	16	2,357	10.09	119	23,365	1,266	1,091	53.71	46.29
7	27	2017	5	18	2,355	10.08	120	23,365	1,170	1,185	49.68	50.32
8	11	2017	6	18	2,355	10.08	121	23,365	1,242	1,113	52.74	47.26
7	2	2017	1	13	2,354	10.07	122	23,365	1,185	1,169	50.34	49.66
7	13	2017	5	16	2,354	10.07	123	23,365	1,216	1,138	51.66	48.34
3	31	2017	6	17	2,350	10.06	124	23,365	1,177	1,173	50.09	49.91
4	21	2017	6	17	2,350	10.06	125	23,365	1,197	1,153	50.94	49.06
6	29	2017	5	17	2,350	10.06	126	23,365	1,242	1,108	52.85	47.15
5	12	2017	6	17	2,349	10.05	127	23,365	1,198	1,151	51.00	49.00
7	14	2017	6	15	2,345	10.04	128	23,365	1,338	1,007	57.06	42.94
8	24	2017	5	17	2,339	10.01	129	23,365	1,114	1,225	47.63	52.37
6	9	2017	6	18	2,335	9.99	130	23,365	1,231	1,104	52.72	47.28
7	7	2017	6	15	2,335	9.99	131	23,365	1,291	1,044	55.29	44.71
8	20	2017	1	14	2,335	9.99	132	23,365	993	1,342	42.53	57.47
9	15	2017	6	15	2,335	9.99	133	23,365	1,247	1,088	53.40	46.60
7	7	2017	6	14	2,334	9.99	134	23,365	1,220	1,114	52.27	47.73
7	2	2017	1	14	2,333	9.99	135	23,365	1,115	1,218	47.79	52.21
7	21	2017	6	15	2,332	9.98	136	23,365	1,280	1,052	54.89	45.11
8	4	2017	6	18	2,329	9.97	137	23,365	1,212	1,117	52.04	47.96
9	14	2017	5	16	2,327	9.96	138	23,365	1,292	1,035	55.52	44.48
6	25	2017	1	14	2,325	9.95	139	23,365	997	1,328	42.88	57.12
10	15	2017	1	14	2,325	9.95	140	23,365	932	1,393	40.09	59.91
10	13	2017	6	15	2,324	9.95	141	23,365	1,295	1,029	55.72	44.28
4	14	2017	6	17	2,323	9.94	142	23,365	1,183	1,140	50.93	49.07
7	7	2017	6	13	2,321	9.93	143	23,365	1,277	1,044	55.02	44.98
8	4	2017	6	14	2,320	9.93	144	23,365	1,244	1,076	53.62	46.38
8	12	2017	7	13	2,320	9.93	145	23,365	1,151	1,169	49.61	50.39
10	15	2017	1	13	2,320	9.93	146	23,365	987	1,333	42.54	57.46
6	2	2017	6	15	2,317	9.92	147	23,365	1,258	1,059	54.29	45.71
7	16	2017	1	12	2,317	9.92	148	23,365	980	1,337	42.30	57.70
7	20	2017	5	16	2,317	9.92	149	23,365	1,162	1,155	50.15	49.85
8	20	2017	1	12	2,316	9.91	150	23,365	951	1,365	41.06	58.94
6	22	2017	5	16	2,315	9.91	151	23,365	1,235	1,080	53.35	46.65
10	12	2017	5	17	2,311	9.89	152	23,365	1,173	1,138	50.76	49.24
10	20	2017	6	18	2,311	9.89	153	23,365	1,184	1,127	51.23	48.77
8	11	2017	6	14	2,308	9.88	154	23,365	1,187	1,121	51.43	48.57
7	9	2017	1	14	2,301	9.85	155	23,365	951	1,350	41.33	58.67
10	4	2017	4	17	2,301	9.85	156	23,365	1,141	1,160	49.59	50.41
11	17	2017	6	16	2,300	9.84	157	23,365	1,254	1,046	54.52	45.48
7	30	2017	1	14	2,299	9.84	158	23,365	1,014	1,285	44.11	55.89
8	11	2017	6	12	2,299	9.84	159	23,365	1,177	1,122	51.20	48.80
7	5	2017	4	17	2,298	9.84	160	23,365	1,098	1,200	47.78	52.22
8	24	2017	5	18	2,298	9.84	161	23,365	1,134	1,164	49.35	50.65
5	29	2017	2	11	2,295	9.82	162	23,365	682	1,613	29.72	70.28
9	28	2017	5	16	2,294	9.82	163	23,365	1,283	1,011	55.93	44.07
7	28	2017	6	14	2,292	9.81	164	23,365	1,203	1,089	52.49	47.51
7	6	2017	5	17	2,290	9.80	165	23,365	1,160	1,130	50.66	49.34
7	20	2017	5	17	2,290	9.80	166	23,365	1,147	1,143	50.09	49.91
11	22	2017	4	16	2,290	9.80	167	23,365	1,221	1,069	53.32	46.68
5	5	2017	6	15	2,289	9.80	168	23,365	1,306	983	57.06	42.94
7	3	2017	2	13	2,289	9.80	169	23,365	1,117	1,172	48.80	51.20

MO	DY	YR	DAY OF WK	HR	HR VOL	PERCENT OF AADT	HOUR NUMBER	AADT	EAST VOLUME	WEST VOLUME	PERCENT EAST IS OF TOTAL VOLUME	PERCENT WEST IS OF TOTAL VOLUME
9	21	2017	5	17	2,289	9.80	170	23,365	1,068	1,221	46.66	53.34
7	5	2017	4	13	2,288	9.79	171	23,365	972	1,316	42.48	57.52
4	21	2017	6	18	2,286	9.78	172	23,365	1,222	1,064	53.46	46.54
8	18	2017	6	13	2,284	9.78	173	23,365	1,151	1,133	50.39	49.61
7	14	2017	6	14	2,283	9.77	174	23,365	1,228	1,055	53.79	46.21
7	28	2017	6	12	2,283	9.77	175	23,365	1,164	1,119	50.99	49.01
7	6	2017	5	18	2,282	9.77	176	23,365	1,041	1,241	45.62	54.38
6	23	2017	6	14	2,280	9.76	177	23,365	1,189	1,091	52.15	47.85
7	21	2017	6	13	2,280	9.76	178	23,365	1,187	1,093	52.06	47.94
12	1	2017	6	16	2,280	9.76	179	23,365	1,266	1,014	55.53	44.47
5	25	2017	5	18	2,279	9.75	180	23,365	1,139	1,140	49.98	50.02
7	1	2017	7	17	2,279	9.75	181	23,365	1,398	881	61.34	38.66
4	14	2017	6	16	2,278	9.75	182	23,365	1,215	1,063	53.34	46.66
4	27	2017	5	17	2,277	9.75	183	23,365	1,147	1,130	50.37	49.63
7	21	2017	6	14	2,277	9.75	184	23,365	1,208	1,069	53.05	46.95
8	23	2017	4	16	2,277	9.75	185	23,365	1,171	1,106	51.43	48.57
8	13	2017	1	16	2,274	9.73	186	23,365	1,073	1,201	47.19	52.81
4	7	2017	6	17	2,272	9.72	187	23,365	1,279	993	56.29	43.71
10	5	2017	5	18	2,272	9.72	188	23,365	1,099	1,173	48.37	51.63
7	22	2017	7	13	2,271	9.72	189	23,365	1,137	1,134	50.07	49.93
11	22	2017	4	17	2,270	9.72	190	23,365	1,227	1,043	54.05	45.95
6	22	2017	5	18	2,268	9.71	191	23,365	1,112	1,156	49.03	50.97
8	3	2017	5	17	2,266	9.70	192	23,365	1,182	1,084	52.16	47.84
5	19	2017	6	15	2,265	9.69	193	23,365	1,182	1,083	52.19	47.81
7	26	2017	4	17	2,265	9.69	194	23,365	1,128	1,137	49.80	50.20
9	29	2017	6	15	2,265	9.69	195	23,365	1,237	1,028	54.61	45.39
6	29	2017	5	16	2,262	9.68	196	23,365	1,214	1,048	53.67	46.33
7	5	2017	4	15	2,261	9.68	197	23,365	1,076	1,185	47.59	52.41
10	12	2017	5	16	2,261	9.68	198	23,365	1,196	1,065	52.90	47.10
9	21	2017	5	18	2,260	9.67	199	23,365	1,123	1,137	49.69	50.31
4	28	2017	6	18	2,259	9.67	200	23,365	1,199	1,060	53.08	46.92



**AADT= 695      K 30 FACTOR= 21.15      K 100 FACTOR= 17.99      K 200 FACTOR= 15.83      D 30 FACTOR= 63.95**



MO	DY	YR	DAY OF WK	HR	HR VOL	PERCENT OF AADT	HOUR NUMBER	AADT	EAST VOLUME	WEST VOLUME	PERCENT EAST IS OF TOTAL VOLUME	PERCENT WEST IS OF TOTAL VOLUME
8	13	2017	1	12	216	31.08	1	695	101	115	46.76	53.24
8	13	2017	1	13	201	28.92	2	695	107	94	53.23	46.77
8	13	2017	1	14	186	26.76	3	695	97	89	52.15	47.85
8	13	2017	1	11	177	25.47	4	695	71	106	40.11	59.89
8	13	2017	1	15	174	25.04	5	695	95	79	54.60	45.40
7	16	2017	1	13	170	24.46	6	695	62	108	36.47	63.53
5	29	2017	2	12	169	24.32	7	695	67	102	39.64	60.36
7	23	2017	1	13	169	24.32	8	695	89	80	52.66	47.34
8	20	2017	1	12	169	24.32	9	695	76	93	44.97	55.03
8	20	2017	1	15	169	24.32	10	695	82	87	48.52	51.48
8	6	2017	1	14	162	23.31	11	695	86	76	53.09	46.91
9	4	2017	2	13	162	23.31	12	695	55	107	33.95	66.05
6	18	2017	1	14	161	23.17	13	695	73	88	45.34	54.66
7	16	2017	1	15	158	22.73	14	695	69	89	43.67	56.33
5	29	2017	2	13	157	22.59	15	695	70	87	44.59	55.41
7	30	2017	1	14	156	22.45	16	695	73	83	46.79	53.21

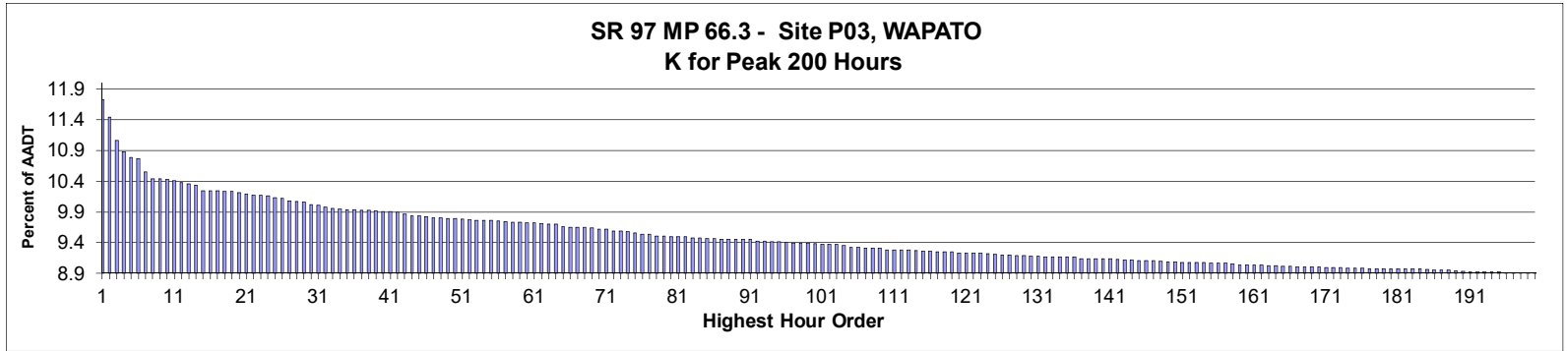
MO	DY	YR	DAY OF WK	HR	HR VOL	PERCENT OF AADT	HOUR NUMBER	AADT	EAST VOLUME	WEST VOLUME	PERCENT EAST IS OF TOTAL VOLUME	PERCENT WEST IS OF TOTAL VOLUME
7	30	2017	1	15	155	22.30	17	695	70	85	45.16	54.84
7	1	2017	7	11	154	22.16	18	695	82	72	53.25	46.75
8	20	2017	1	17	151	21.73	19	695	59	92	39.07	60.93
8	11	2017	6	14	150	21.58	20	695	86	64	57.33	42.67
8	20	2017	1	13	150	21.58	21	695	79	71	52.67	47.33
7	28	2017	6	14	148	21.29	22	695	68	80	45.95	54.05
7	30	2017	1	13	148	21.29	23	695	73	75	49.32	50.68
8	19	2017	7	13	148	21.29	24	695	69	79	46.62	53.38
8	25	2017	6	14	148	21.29	25	695	73	75	49.32	50.68
6	18	2017	1	12	147	21.15	26	695	70	77	47.62	52.38
7	23	2017	1	14	147	21.15	27	695	61	86	41.50	58.50
8	11	2017	6	15	147	21.15	28	695	86	61	58.50	41.50
8	20	2017	1	14	147	21.15	29	695	69	78	46.94	53.06
8	27	2017	1	13	147	21.15	30	695	53	94	36.05	63.95
5	21	2017	1	12	146	21.01	31	695	76	70	52.05	47.95
5	21	2017	1	14	146	21.01	32	695	51	95	34.93	65.07
6	25	2017	1	12	146	21.01	33	695	63	83	43.15	56.85
7	16	2017	1	14	145	20.86	34	695	66	79	45.52	54.48
8	6	2017	1	13	145	20.86	35	695	62	83	42.76	57.24
8	27	2017	1	12	145	20.86	36	695	57	88	39.31	60.69
8	27	2017	1	14	145	20.86	37	695	70	75	48.28	51.72
5	29	2017	2	11	144	20.72	38	695	41	103	28.47	71.53
5	26	2017	6	15	143	20.58	39	695	91	52	63.64	36.36
7	9	2017	1	14	143	20.58	40	695	67	76	46.85	53.15
7	14	2017	6	15	143	20.58	41	695	61	82	42.66	57.34
7	23	2017	1	15	143	20.58	42	695	58	85	40.56	59.44
9	4	2017	2	12	143	20.58	43	695	63	80	44.06	55.94
7	9	2017	1	12	141	20.29	44	695	68	73	48.23	51.77
7	14	2017	6	14	141	20.29	45	695	66	75	46.81	53.19
5	29	2017	2	15	140	20.14	46	695	55	85	39.29	60.71
6	30	2017	6	18	140	20.14	47	695	94	46	67.14	32.86
6	25	2017	1	13	139	20.00	48	695	66	73	47.48	52.52
6	25	2017	1	17	139	20.00	49	695	52	87	37.41	62.59
7	23	2017	1	11	139	20.00	50	695	59	80	42.45	57.55
7	16	2017	1	16	138	19.86	51	695	60	78	43.48	56.52
7	30	2017	1	12	138	19.86	52	695	68	70	49.28	50.72
8	18	2017	6	12	138	19.86	53	695	87	51	63.04	36.96
6	25	2017	1	16	137	19.71	54	695	58	79	42.34	57.66
7	23	2017	1	12	137	19.71	55	695	57	80	41.61	58.39
8	13	2017	1	16	137	19.71	56	695	68	69	49.64	50.36
8	25	2017	6	15	137	19.71	57	695	66	71	48.18	51.82
7	14	2017	6	13	136	19.57	58	695	70	66	51.47	48.53
7	28	2017	6	13	136	19.57	59	695	74	62	54.41	45.59
5	29	2017	2	14	135	19.42	60	695	61	74	45.19	54.81
6	18	2017	1	13	135	19.42	61	695	56	79	41.48	58.52
6	23	2017	6	16	135	19.42	62	695	75	60	55.56	44.44
6	25	2017	1	15	134	19.28	63	695	63	71	47.01	52.99
7	3	2017	2	12	134	19.28	64	695	60	74	44.78	55.22
8	6	2017	1	12	134	19.28	65	695	60	74	44.78	55.22
6	23	2017	6	15	133	19.14	66	695	75	58	56.39	43.61
6	25	2017	1	11	133	19.14	67	695	54	79	40.60	59.40

MO	DY	YR	DAY OF WK	HR	HR VOL	PERCENT OF AADT	HOUR NUMBER	AADT	EAST VOLUME	WEST VOLUME	PERCENT EAST IS OF TOTAL VOLUME	PERCENT WEST IS OF TOTAL VOLUME
6	25	2017	1	14	133	19.14	68	695	54	79	40.60	59.40
7	30	2017	1	17	133	19.14	69	695	64	69	48.12	51.88
5	26	2017	6	12	132	18.99	70	695	86	46	65.15	34.85
6	30	2017	6	15	131	18.85	71	695	78	53	59.54	40.46
7	28	2017	6	12	131	18.85	72	695	76	55	58.02	41.98
6	30	2017	6	16	130	18.71	73	695	73	57	56.15	43.85
7	9	2017	1	13	130	18.71	74	695	55	75	42.31	57.69
7	28	2017	6	15	130	18.71	75	695	61	69	46.92	53.08
7	30	2017	1	16	130	18.71	76	695	53	77	40.77	59.23
8	14	2017	2	13	130	18.71	77	695	47	83	36.15	63.85
8	27	2017	1	16	130	18.71	78	695	61	69	46.92	53.08
7	1	2017	7	13	129	18.56	79	695	72	57	55.81	44.19
7	14	2017	6	17	129	18.56	80	695	76	53	58.91	41.09
7	21	2017	6	16	129	18.56	81	695	63	66	48.84	51.16
8	12	2017	7	12	129	18.56	82	695	62	67	48.06	51.94
6	18	2017	1	15	128	18.42	83	695	54	74	42.19	57.81
8	25	2017	6	13	128	18.42	84	695	64	64	50.00	50.00
8	4	2017	6	12	127	18.27	85	695	60	67	47.24	52.76
8	7	2017	2	14	127	18.27	86	695	46	81	36.22	63.78
8	18	2017	6	14	127	18.27	87	695	72	55	56.69	43.31
5	26	2017	6	14	126	18.13	88	695	86	40	68.25	31.75
5	26	2017	6	17	126	18.13	89	695	75	51	59.52	40.48
5	28	2017	1	17	126	18.13	90	695	40	86	31.75	68.25
5	29	2017	2	16	126	18.13	91	695	50	76	39.68	60.32
7	2	2017	1	12	126	18.13	92	695	44	82	34.92	65.08
7	5	2017	4	14	126	18.13	93	695	64	62	50.79	49.21
8	13	2017	1	17	126	18.13	94	695	49	77	38.89	61.11
8	27	2017	1	15	126	18.13	95	695	62	64	49.21	50.79
9	1	2017	6	15	126	18.13	96	695	75	51	59.52	40.48
6	30	2017	6	13	125	17.99	97	695	79	46	63.20	36.80
6	30	2017	6	14	125	17.99	98	695	75	50	60.00	40.00
7	10	2017	2	14	125	17.99	99	695	46	79	36.80	63.20
8	21	2017	2	15	125	17.99	100	695	45	80	36.00	64.00
9	1	2017	6	16	125	17.99	101	695	72	53	57.60	42.40
9	4	2017	2	14	125	17.99	102	695	39	86	31.20	68.80
5	26	2017	6	19	124	17.84	103	695	89	35	71.77	28.23
7	22	2017	7	13	124	17.84	104	695	51	73	41.13	58.87
7	29	2017	7	13	124	17.84	105	695	65	59	52.42	47.58
8	4	2017	6	13	124	17.84	106	695	62	62	50.00	50.00
7	3	2017	2	15	123	17.70	107	695	50	73	40.65	59.35
7	5	2017	4	13	123	17.70	108	695	44	79	35.77	64.23
7	27	2017	5	16	123	17.70	109	695	67	56	54.47	45.53
7	31	2017	2	12	123	17.70	110	695	58	65	47.15	52.85
8	6	2017	1	15	123	17.70	111	695	53	70	43.09	56.91
8	11	2017	6	13	123	17.70	112	695	60	63	48.78	51.22
8	25	2017	6	16	122	17.55	113	695	68	54	55.74	44.26
7	16	2017	1	12	121	17.41	114	695	58	63	47.93	52.07
5	21	2017	1	13	120	17.27	115	695	51	69	42.50	57.50
8	4	2017	6	16	120	17.27	116	695	67	53	55.83	44.17
8	4	2017	6	17	120	17.27	117	695	71	49	59.17	40.83
8	5	2017	7	12	120	17.27	118	695	64	56	53.33	46.67

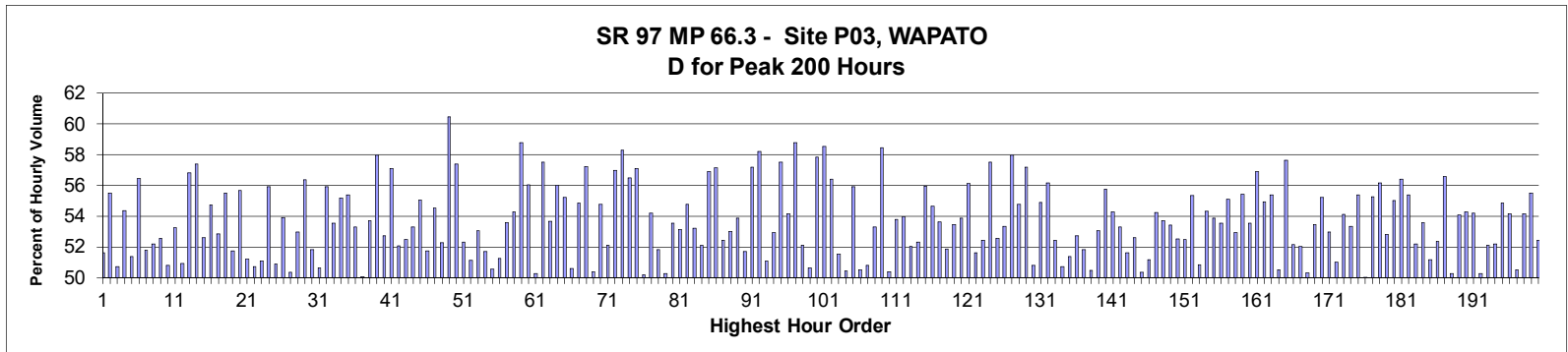
MO	DY	YR	DAY OF WK	HR	HR VOL	PERCENT OF AADT	HOUR NUMBER	AADT	EAST VOLUME	WEST VOLUME	PERCENT EAST IS OF TOTAL VOLUME	PERCENT WEST IS OF TOTAL VOLUME
8	11	2017	6	12	120	17.27	119	695	71	49	59.17	40.83
8	18	2017	6	15	120	17.27	120	695	71	49	59.17	40.83
8	27	2017	1	17	120	17.27	121	695	55	65	45.83	54.17
10	8	2017	1	14	120	17.27	122	695	57	63	47.50	52.50
5	28	2017	1	14	119	17.12	123	695	59	60	49.58	50.42
6	9	2017	6	14	119	17.12	124	695	64	55	53.78	46.22
7	1	2017	7	15	119	17.12	125	695	66	53	55.46	44.54
7	2	2017	1	14	119	17.12	126	695	45	74	37.82	62.18
7	8	2017	7	14	119	17.12	127	695	81	38	68.07	31.93
7	17	2017	2	12	119	17.12	128	695	44	75	36.97	63.03
8	4	2017	6	14	119	17.12	129	695	68	51	57.14	42.86
8	4	2017	6	15	119	17.12	130	695	62	57	52.10	47.90
8	19	2017	7	12	119	17.12	131	695	65	54	54.62	45.38
8	24	2017	5	15	119	17.12	132	695	62	57	52.10	47.90
5	26	2017	6	16	118	16.98	133	695	69	49	58.47	41.53
6	23	2017	6	13	118	16.98	134	695	60	58	50.85	49.15
6	23	2017	6	17	118	16.98	135	695	83	35	70.34	29.66
6	30	2017	6	19	118	16.98	136	695	88	30	74.58	25.42
7	9	2017	1	11	118	16.98	137	695	55	63	46.61	53.39
7	28	2017	6	16	118	16.98	138	695	62	56	52.54	47.46
8	20	2017	1	11	118	16.98	139	695	53	65	44.92	55.08
5	21	2017	1	15	117	16.83	140	695	46	71	39.32	60.68
5	26	2017	6	18	117	16.83	141	695	72	45	61.54	38.46
6	16	2017	6	13	117	16.83	142	695	67	50	57.26	42.74
7	5	2017	4	12	117	16.83	143	695	51	66	43.59	56.41
7	16	2017	1	11	117	16.83	144	695	55	62	47.01	52.99
7	17	2017	2	14	117	16.83	145	695	48	69	41.03	58.97
7	21	2017	6	14	117	16.83	146	695	59	58	50.43	49.57
7	21	2017	6	15	117	16.83	147	695	61	56	52.14	47.86
7	27	2017	5	15	117	16.83	148	695	68	49	58.12	41.88
8	6	2017	1	17	117	16.83	149	695	49	68	41.88	58.12
9	3	2017	1	15	117	16.83	150	695	43	74	36.75	63.25
7	2	2017	1	13	116	16.69	151	695	56	60	48.28	51.72
7	22	2017	7	11	116	16.69	152	695	59	57	50.86	49.14
8	11	2017	6	18	116	16.69	153	695	70	46	60.34	39.66
10	1	2017	1	12	116	16.69	154	695	51	65	43.97	56.03
6	11	2017	1	15	115	16.55	155	695	58	57	50.43	49.57
6	11	2017	1	16	115	16.55	156	695	58	57	50.43	49.57
6	23	2017	6	18	115	16.55	157	695	67	48	58.26	41.74
6	26	2017	2	13	115	16.55	158	695	56	59	48.70	51.30
7	1	2017	7	12	115	16.55	159	695	65	50	56.52	43.48
7	9	2017	1	15	115	16.55	160	695	63	52	54.78	45.22
8	17	2017	5	16	115	16.55	161	695	75	40	65.22	34.78
8	18	2017	6	17	115	16.55	162	695	70	45	60.87	39.13
8	26	2017	7	14	115	16.55	163	695	47	68	40.87	59.13
9	1	2017	6	18	115	16.55	164	695	71	44	61.74	38.26
5	26	2017	6	11	114	16.40	165	695	71	43	62.28	37.72
7	22	2017	7	12	114	16.40	166	695	56	58	49.12	50.88
7	23	2017	1	17	114	16.40	167	695	48	66	42.11	57.89
8	20	2017	1	18	114	16.40	168	695	56	58	49.12	50.88
8	24	2017	5	14	114	16.40	169	695	54	60	47.37	52.63



MO	DY	YR	DAY OF WK	HR	HR VOL	PERCENT OF AADT	HOUR NUMBER	AADT	EAST VOLUME	WEST VOLUME	PERCENT EAST IS OF TOTAL VOLUME	PERCENT WEST IS OF TOTAL VOLUME
6	11	2017	1	12	113	16.26	170	695	55	58	48.67	51.33
6	23	2017	6	14	113	16.26	171	695	65	48	57.52	42.48
6	29	2017	5	18	113	16.26	172	695	56	57	49.56	50.44
6	30	2017	6	11	113	16.26	173	695	60	53	53.10	46.90
7	14	2017	6	16	113	16.26	174	695	53	60	46.90	53.10
7	22	2017	7	14	113	16.26	175	695	41	72	36.28	63.72
8	17	2017	5	13	113	16.26	176	695	55	58	48.67	51.33
8	17	2017	5	14	113	16.26	177	695	62	51	54.87	45.13
8	24	2017	5	16	113	16.26	178	695	61	52	53.98	46.02
8	28	2017	2	13	113	16.26	179	695	43	70	38.05	61.95
9	1	2017	6	17	113	16.26	180	695	69	44	61.06	38.94
9	2	2017	7	13	113	16.26	181	695	63	50	55.75	44.25
10	1	2017	1	13	113	16.26	182	695	55	58	48.67	51.33
10	1	2017	1	14	113	16.26	183	695	54	59	47.79	52.21
5	29	2017	2	10	112	16.12	184	695	30	82	26.79	73.21
6	11	2017	1	13	112	16.12	185	695	42	70	37.50	62.50
7	9	2017	1	16	112	16.12	186	695	58	54	51.79	48.21
8	6	2017	1	16	112	16.12	187	695	60	52	53.57	46.43
8	27	2017	1	18	112	16.12	188	695	74	38	66.07	33.93
9	4	2017	2	16	112	16.12	189	695	49	63	43.75	56.25
5	7	2017	1	15	111	15.97	190	695	47	64	42.34	57.66
7	31	2017	2	16	111	15.97	191	695	55	56	49.55	50.45
8	10	2017	5	14	111	15.97	192	695	63	48	56.76	43.24
8	14	2017	2	15	111	15.97	193	695	57	54	51.35	48.65
10	8	2017	1	13	111	15.97	194	695	53	58	47.75	52.25
5	26	2017	6	13	110	15.83	195	695	65	45	59.09	40.91
6	23	2017	6	19	110	15.83	196	695	76	34	69.09	30.91
7	2	2017	1	15	110	15.83	197	695	40	70	36.36	63.64
7	2	2017	1	16	110	15.83	198	695	50	60	45.45	54.55
7	10	2017	2	13	110	15.83	199	695	58	52	52.73	47.27
7	20	2017	5	15	110	15.83	200	695	50	60	45.45	54.55



AADT= 13,529      K 30 FACTOR= 10.02      K 100 FACTOR= 9.38      K 200 FACTOR= 8.91      D 30 FACTOR= 51.84



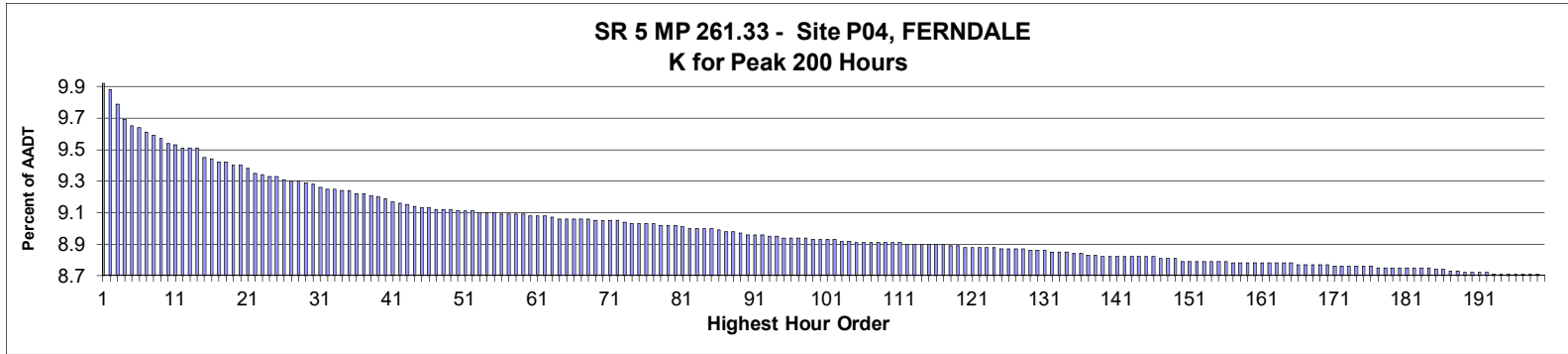
MO	DY	YR	DAY OF WK	HR	HR VOL	PERCENT OF AADT	HOUR NUMBER	AADT	NORTH VOLUME	SOUTH VOLUME	PERCENT NORTH IS OF TOTAL VOLUME	PERCENT SOUTH IS OF TOTAL VOLUME
9	29	2017	6	16	1,587	11.73	1	13,529	819	768	51.61	48.39
6	16	2017	6	16	1,548	11.44	2	13,529	859	689	55.49	44.51
10	6	2017	6	16	1,496	11.06	3	13,529	759	737	50.74	49.26
6	2	2017	6	16	1,472	10.88	4	13,529	800	672	54.35	45.65
10	13	2017	6	16	1,460	10.79	5	13,529	750	710	51.37	48.63
6	30	2017	6	16	1,456	10.76	6	13,529	822	634	56.46	43.54
10	20	2017	6	16	1,427	10.55	7	13,529	739	688	51.79	48.21
9	15	2017	6	16	1,412	10.44	8	13,529	737	675	52.20	47.80
10	27	2017	6	16	1,412	10.44	9	13,529	742	670	52.55	47.45
11	3	2017	6	18	1,411	10.43	10	13,529	694	717	49.18	50.82
9	1	2017	6	16	1,408	10.41	11	13,529	750	658	53.27	46.73
6	30	2017	6	17	1,404	10.38	12	13,529	715	689	50.93	49.07
3	24	2017	6	17	1,401	10.36	13	13,529	796	605	56.82	43.18
5	25	2017	5	16	1,397	10.33	14	13,529	802	595	57.41	42.59
5	12	2017	6	16	1,386	10.24	15	13,529	729	657	52.60	47.40
2	24	2017	6	17	1,385	10.24	16	13,529	758	627	54.73	45.27

MO	DY	YR	DAY OF WK	HR	HR VOL	PERCENT OF AADT	HOUR NUMBER	AADT	NORTH VOLUME	SOUTH VOLUME	PERCENT NORTH IS OF TOTAL VOLUME	PERCENT SOUTH IS OF TOTAL VOLUME
6	30	2017	6	18	1,385	10.24	17	13,529	653	732	47.15	52.85
6	16	2017	6	17	1,384	10.23	18	13,529	768	616	55.49	44.51
11	3	2017	6	16	1,384	10.23	19	13,529	716	668	51.73	48.27
5	5	2017	6	16	1,381	10.21	20	13,529	769	612	55.68	44.32
10	6	2017	6	17	1,378	10.19	21	13,529	706	672	51.23	48.77
6	2	2017	6	18	1,376	10.17	22	13,529	678	698	49.27	50.73
9	22	2017	6	16	1,376	10.17	23	13,529	673	703	48.91	51.09
11	9	2017	5	16	1,375	10.16	24	13,529	769	606	55.93	44.07
10	20	2017	6	17	1,370	10.13	25	13,529	673	697	49.12	50.88
5	5	2017	6	17	1,369	10.12	26	13,529	738	631	53.91	46.09
6	2	2017	6	17	1,364	10.08	27	13,529	687	677	50.37	49.63
11	3	2017	6	17	1,363	10.07	28	13,529	641	722	47.03	52.97
9	28	2017	5	16	1,361	10.06	29	13,529	767	594	56.36	43.64
2	17	2017	6	17	1,356	10.02	30	13,529	703	653	51.84	48.16
11	22	2017	4	17	1,354	10.01	31	13,529	668	686	49.34	50.66
6	23	2017	6	16	1,350	9.98	32	13,529	755	595	55.93	44.07
6	15	2017	5	16	1,348	9.96	33	13,529	722	626	53.56	46.44
5	19	2017	6	16	1,346	9.95	34	13,529	743	603	55.20	44.80
5	26	2017	6	16	1,345	9.94	35	13,529	745	600	55.39	44.61
10	17	2017	3	16	1,345	9.94	36	13,529	717	628	53.31	46.69
5	26	2017	6	17	1,344	9.93	37	13,529	671	673	49.93	50.07
6	23	2017	6	17	1,344	9.93	38	13,529	722	622	53.72	46.28
6	22	2017	5	17	1,342	9.92	39	13,529	778	564	57.97	42.03
6	15	2017	5	17	1,341	9.91	40	13,529	707	634	52.72	47.28
12	1	2017	6	16	1,341	9.91	41	13,529	766	575	57.12	42.88
5	5	2017	6	18	1,340	9.90	42	13,529	698	642	52.09	47.91
5	18	2017	5	16	1,334	9.86	43	13,529	700	634	52.47	47.53
3	24	2017	6	16	1,330	9.83	44	13,529	709	621	53.31	46.69
11	6	2017	2	17	1,330	9.83	45	13,529	732	598	55.04	44.96
10	13	2017	6	18	1,328	9.82	46	13,529	687	641	51.73	48.27
5	3	2017	4	16	1,326	9.80	47	13,529	723	603	54.52	45.48
10	18	2017	4	17	1,326	9.80	48	13,529	693	633	52.26	47.74
6	15	2017	5	18	1,325	9.79	49	13,529	801	524	60.45	39.55
5	31	2017	4	16	1,324	9.79	50	13,529	760	564	57.40	42.60
12	8	2017	6	17	1,323	9.78	51	13,529	692	631	52.31	47.69
10	27	2017	6	18	1,322	9.77	52	13,529	676	646	51.13	48.87
6	14	2017	4	16	1,321	9.76	53	13,529	701	620	53.07	46.93
9	29	2017	6	17	1,321	9.76	54	13,529	683	638	51.70	48.30
10	27	2017	6	17	1,321	9.76	55	13,529	668	653	50.57	49.43
10	6	2017	6	18	1,319	9.75	56	13,529	676	643	51.25	48.75
9	15	2017	6	18	1,318	9.74	57	13,529	706	612	53.57	46.43
6	12	2017	2	16	1,317	9.73	58	13,529	715	602	54.29	45.71
6	22	2017	5	18	1,317	9.73	59	13,529	774	543	58.77	41.23
10	5	2017	5	17	1,315	9.72	60	13,529	737	578	56.05	43.95
10	17	2017	3	17	1,315	9.72	61	13,529	654	661	49.73	50.27
9	21	2017	5	17	1,314	9.71	62	13,529	756	558	57.53	42.47
3	10	2017	6	16	1,312	9.70	63	13,529	704	608	53.66	46.34
10	26	2017	5	16	1,312	9.70	64	13,529	735	577	56.02	43.98
5	12	2017	6	18	1,307	9.66	65	13,529	722	585	55.24	44.76
10	19	2017	5	16	1,306	9.65	66	13,529	661	645	50.61	49.39
5	24	2017	4	16	1,305	9.65	67	13,529	716	589	54.87	45.13

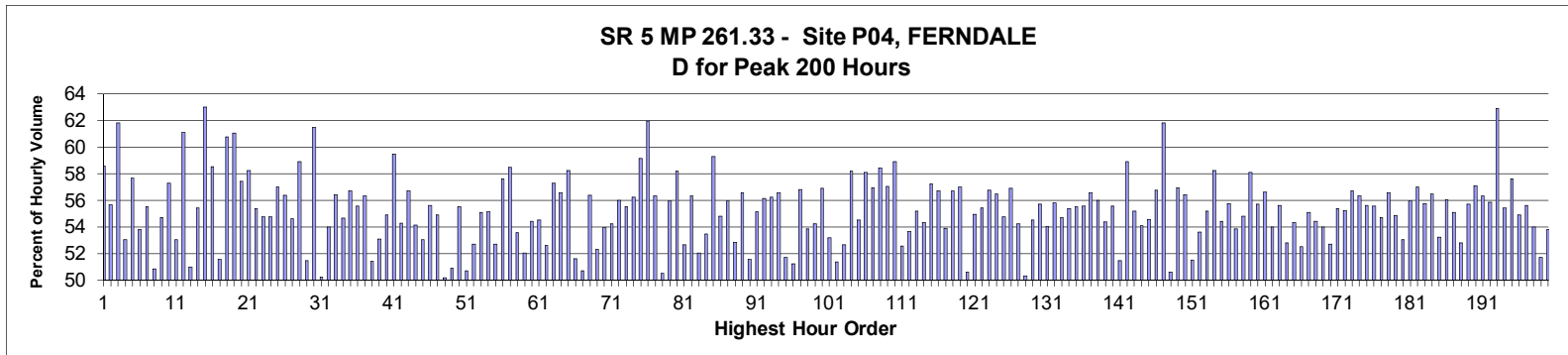
MO	DY	YR	DAY OF WK	HR	HR VOL	PERCENT OF AADT	HOUR NUMBER	AADT	NORTH VOLUME	SOUTH VOLUME	PERCENT NORTH IS OF TOTAL VOLUME	PERCENT SOUTH IS OF TOTAL VOLUME
6	29	2017	5	16	1,305	9.65	68	13,529	747	558	57.24	42.76
11	22	2017	4	16	1,304	9.64	69	13,529	647	657	49.62	50.38
5	4	2017	5	16	1,302	9.62	70	13,529	713	589	54.76	45.24
10	20	2017	6	18	1,301	9.62	71	13,529	623	678	47.89	52.11
5	25	2017	5	18	1,297	9.59	72	13,529	739	558	56.98	43.02
6	1	2017	5	16	1,297	9.59	73	13,529	756	541	58.29	41.71
9	8	2017	6	17	1,296	9.58	74	13,529	732	564	56.48	43.52
10	12	2017	5	17	1,294	9.56	75	13,529	739	555	57.11	42.89
10	13	2017	6	17	1,291	9.54	76	13,529	648	643	50.19	49.81
9	7	2017	5	17	1,290	9.54	77	13,529	699	591	54.19	45.81
9	1	2017	6	17	1,287	9.51	78	13,529	667	620	51.83	48.17
10	10	2017	3	16	1,287	9.51	79	13,529	640	647	49.73	50.27
3	24	2017	6	18	1,285	9.50	80	13,529	688	597	53.54	46.46
5	19	2017	6	17	1,285	9.50	81	13,529	683	602	53.15	46.85
10	19	2017	5	17	1,285	9.50	82	13,529	704	581	54.79	45.21
9	8	2017	6	16	1,283	9.48	83	13,529	683	600	53.23	46.77
10	15	2017	1	15	1,282	9.48	84	13,529	668	614	52.11	47.89
6	16	2017	6	18	1,281	9.47	85	13,529	729	552	56.91	43.09
6	22	2017	5	16	1,281	9.47	86	13,529	732	549	57.14	42.86
9	21	2017	5	16	1,280	9.46	87	13,529	671	609	52.42	47.58
3	17	2017	6	17	1,279	9.45	88	13,529	678	601	53.01	46.99
6	23	2017	6	18	1,279	9.45	89	13,529	689	590	53.87	46.13
3	10	2017	6	18	1,278	9.45	90	13,529	661	617	51.72	48.28
6	5	2017	2	17	1,278	9.45	91	13,529	731	547	57.20	42.80
6	28	2017	4	16	1,275	9.42	92	13,529	742	533	58.20	41.80
10	2	2017	2	16	1,274	9.42	93	13,529	651	623	51.10	48.90
3	10	2017	6	17	1,273	9.41	94	13,529	674	599	52.95	47.05
10	16	2017	2	17	1,273	9.41	95	13,529	732	541	57.50	42.50
9	22	2017	6	17	1,272	9.40	96	13,529	583	689	45.83	54.17
5	8	2017	2	17	1,271	9.39	97	13,529	747	524	58.77	41.23
9	25	2017	2	16	1,270	9.39	98	13,529	662	608	52.13	47.87
10	1	2017	1	15	1,270	9.39	99	13,529	643	627	50.63	49.37
6	6	2017	3	17	1,269	9.38	100	13,529	734	535	57.84	42.16
6	21	2017	4	17	1,268	9.37	101	13,529	742	526	58.52	41.48
12	8	2017	6	16	1,268	9.37	102	13,529	715	553	56.39	43.61
6	5	2017	2	16	1,267	9.37	103	13,529	653	614	51.54	48.46
2	24	2017	6	18	1,265	9.35	104	13,529	638	627	50.43	49.57
5	3	2017	4	17	1,261	9.32	105	13,529	705	556	55.91	44.09
6	16	2017	6	15	1,261	9.32	106	13,529	637	624	50.52	49.48
9	15	2017	6	17	1,260	9.31	107	13,529	620	640	49.21	50.79
5	3	2017	4	18	1,259	9.31	108	13,529	671	588	53.30	46.70
6	7	2017	4	17	1,259	9.31	109	13,529	736	523	58.46	41.54
10	18	2017	4	16	1,256	9.28	110	13,529	623	633	49.60	50.40
5	25	2017	5	17	1,255	9.28	111	13,529	675	580	53.78	46.22
6	29	2017	5	17	1,255	9.28	112	13,529	677	578	53.94	46.06
10	12	2017	5	16	1,255	9.28	113	13,529	653	602	52.03	47.97
6	28	2017	4	17	1,254	9.27	114	13,529	656	598	52.31	47.69
6	15	2017	5	15	1,253	9.26	115	13,529	552	701	44.05	55.95
10	11	2017	4	17	1,253	9.26	116	13,529	685	568	54.67	45.33
2	10	2017	6	17	1,251	9.25	117	13,529	671	580	53.64	46.36
6	30	2017	6	15	1,251	9.25	118	13,529	602	649	48.12	51.88

MO	DY	YR	DAY OF WK	HR	HR VOL	PERCENT OF AADT	HOUR NUMBER	AADT	NORTH VOLUME	SOUTH VOLUME	PERCENT NORTH IS OF TOTAL VOLUME	PERCENT SOUTH IS OF TOTAL VOLUME
11	8	2017	4	17	1,251	9.25	119	13,529	669	582	53.48	46.52
5	12	2017	6	17	1,249	9.23	120	13,529	673	576	53.88	46.12
6	28	2017	4	18	1,249	9.23	121	13,529	701	548	56.12	43.88
9	29	2017	6	18	1,249	9.23	122	13,529	645	604	51.64	48.36
10	26	2017	5	17	1,249	9.23	123	13,529	655	594	52.44	47.56
5	11	2017	5	16	1,248	9.22	124	13,529	718	530	57.53	42.47
3	17	2017	6	16	1,246	9.21	125	13,529	655	591	52.57	47.43
10	31	2017	3	16	1,245	9.20	126	13,529	664	581	53.33	46.67
6	8	2017	5	17	1,244	9.20	127	13,529	721	523	57.96	42.04
6	9	2017	6	16	1,243	9.19	128	13,529	681	562	54.79	45.21
6	19	2017	2	17	1,243	9.19	129	13,529	711	532	57.20	42.80
5	26	2017	6	15	1,242	9.18	130	13,529	611	631	49.19	50.81
11	2	2017	5	17	1,242	9.18	131	13,529	682	560	54.91	45.09
5	15	2017	2	17	1,241	9.17	132	13,529	697	544	56.16	43.84
9	14	2017	5	16	1,241	9.17	133	13,529	651	590	52.46	47.54
3	3	2017	6	18	1,240	9.17	134	13,529	629	611	50.73	49.27
5	14	2017	1	14	1,240	9.17	135	13,529	603	637	48.63	51.37
5	14	2017	1	16	1,240	9.17	136	13,529	654	586	52.74	47.26
3	30	2017	5	17	1,237	9.14	137	13,529	641	596	51.82	48.18
6	2	2017	6	15	1,236	9.14	138	13,529	612	624	49.51	50.49
9	25	2017	2	17	1,236	9.14	139	13,529	656	580	53.07	46.93
10	31	2017	3	17	1,236	9.14	140	13,529	689	547	55.74	44.26
11	16	2017	5	17	1,236	9.14	141	13,529	671	565	54.29	45.71
9	8	2017	6	18	1,235	9.13	142	13,529	658	577	53.28	46.72
2	17	2017	6	18	1,234	9.12	143	13,529	637	597	51.62	48.38
11	17	2017	6	18	1,234	9.12	144	13,529	649	585	52.59	47.41
3	17	2017	6	18	1,233	9.11	145	13,529	621	612	50.36	49.64
6	7	2017	4	16	1,233	9.11	146	13,529	631	602	51.18	48.82
9	13	2017	4	16	1,233	9.11	147	13,529	669	564	54.26	45.74
9	18	2017	2	17	1,231	9.10	148	13,529	661	570	53.70	46.30
5	21	2017	1	14	1,230	9.09	149	13,529	657	573	53.41	46.59
9	22	2017	6	18	1,230	9.09	150	13,529	584	646	47.48	52.52
2	10	2017	6	18	1,229	9.08	151	13,529	645	584	52.48	47.52
5	14	2017	1	15	1,229	9.08	152	13,529	680	549	55.33	44.67
6	11	2017	1	14	1,229	9.08	153	13,529	625	604	50.85	49.15
12	1	2017	6	17	1,228	9.08	154	13,529	667	561	54.32	45.68
2	24	2017	6	16	1,227	9.07	155	13,529	661	566	53.87	46.13
3	27	2017	2	17	1,227	9.07	156	13,529	657	570	53.55	46.45
10	10	2017	3	17	1,227	9.07	157	13,529	676	551	55.09	44.91
10	5	2017	5	18	1,226	9.06	158	13,529	649	577	52.94	47.06
2	28	2017	3	17	1,223	9.04	159	13,529	678	545	55.44	44.56
3	1	2017	4	16	1,223	9.04	160	13,529	655	568	53.56	46.44
6	20	2017	3	17	1,223	9.04	161	13,529	696	527	56.91	43.09
10	12	2017	5	18	1,223	9.04	162	13,529	672	551	54.95	45.05
5	11	2017	5	17	1,222	9.03	163	13,529	677	545	55.40	44.60
6	9	2017	6	17	1,221	9.03	164	13,529	617	604	50.53	49.47
5	22	2017	2	17	1,220	9.02	165	13,529	703	517	57.62	42.38
6	18	2017	1	14	1,219	9.01	166	13,529	583	636	47.83	52.17
3	16	2017	5	17	1,218	9.00	167	13,529	634	584	52.05	47.95
10	8	2017	1	14	1,218	9.00	168	13,529	605	613	49.67	50.33
11	30	2017	5	17	1,218	9.00	169	13,529	651	567	53.45	46.55

MO	DY	YR	DAY OF WK	HR	HR VOL	PERCENT OF AADT	HOUR NUMBER	AADT	NORTH VOLUME	SOUTH VOLUME	PERCENT NORTH IS OF TOTAL VOLUME	PERCENT SOUTH IS OF TOTAL VOLUME
10	23	2017	2	17	1,217	9.00	170	13,529	672	545	55.22	44.78
3	8	2017	4	17	1,216	8.99	171	13,529	644	572	52.96	47.04
10	17	2017	3	18	1,216	8.99	172	13,529	596	620	49.01	50.99
11	17	2017	6	17	1,216	8.99	173	13,529	558	658	45.89	54.11
5	19	2017	6	18	1,215	8.98	174	13,529	648	567	53.33	46.67
9	27	2017	4	16	1,215	8.98	175	13,529	673	542	55.39	44.61
11	17	2017	6	16	1,215	8.98	176	13,529	607	608	49.96	50.04
3	1	2017	4	17	1,214	8.97	177	13,529	671	543	55.27	44.73
3	20	2017	2	17	1,214	8.97	178	13,529	682	532	56.18	43.82
10	15	2017	1	16	1,214	8.97	179	13,529	641	573	52.80	47.20
11	20	2017	2	17	1,214	8.97	180	13,529	668	546	55.02	44.98
12	5	2017	3	16	1,214	8.97	181	13,529	685	529	56.43	43.57
3	15	2017	4	17	1,213	8.97	182	13,529	672	541	55.40	44.60
3	19	2017	1	14	1,213	8.97	183	13,529	633	580	52.18	47.82
6	8	2017	5	16	1,213	8.97	184	13,529	650	563	53.59	46.41
10	25	2017	4	17	1,212	8.96	185	13,529	592	620	48.84	51.16
5	18	2017	5	17	1,211	8.95	186	13,529	634	577	52.35	47.65
5	26	2017	6	18	1,211	8.95	187	13,529	526	685	43.44	56.56
10	18	2017	4	18	1,211	8.95	188	13,529	609	602	50.29	49.71
9	7	2017	5	18	1,209	8.94	189	13,529	654	555	54.09	45.91
10	24	2017	3	16	1,208	8.93	190	13,529	656	552	54.30	45.70
2	23	2017	5	16	1,207	8.92	191	13,529	654	553	54.18	45.82
6	30	2017	6	14	1,207	8.92	192	13,529	607	600	50.29	49.71
9	1	2017	6	18	1,207	8.92	193	13,529	578	629	47.89	52.11
11	2	2017	5	18	1,207	8.92	194	13,529	630	577	52.20	47.80
12	21	2017	5	16	1,207	8.92	195	13,529	662	545	54.85	45.15
10	3	2017	3	16	1,206	8.91	196	13,529	653	553	54.15	45.85
10	15	2017	1	14	1,206	8.91	197	13,529	597	609	49.50	50.50
12	15	2017	6	16	1,206	8.91	198	13,529	653	553	54.15	45.85
1	5	2017	5	17	1,205	8.91	199	13,529	669	536	55.52	44.48
3	29	2017	4	17	1,205	8.91	200	13,529	632	573	52.45	47.55



**AADT= 51,975      K 30 FACTOR= 9.26      K 100 FACTOR= 8.91      K 200 FACTOR= 8.68      D 30 FACTOR= 61.50**



MO	DY	YR	DAY OF WK	HR	HR VOL	PERCENT OF AADT	HOUR NUMBER	AADT	NORTH VOLUME	SOUTH VOLUME	PERCENT NORTH IS OF TOTAL VOLUME	PERCENT SOUTH IS OF TOTAL VOLUME
8	7	2017	2	17	5,145	9.90	1	51,975	3,015	2,130	58.60	41.40
9	1	2017	6	17	5,127	9.86	2	51,975	2,853	2,274	55.65	44.35
8	7	2017	2	18	5,079	9.77	3	51,975	3,139	1,940	61.80	38.20
4	14	2017	6	17	5,027	9.67	4	51,975	2,667	2,360	53.05	46.95
2	17	2017	6	17	5,004	9.63	5	51,975	2,886	2,118	57.67	42.33
4	13	2017	5	18	5,001	9.62	6	51,975	2,690	2,311	53.79	46.21
8	1	2017	3	18	4,987	9.59	7	51,975	2,770	2,217	55.54	44.46
4	14	2017	6	16	4,976	9.57	8	51,975	2,531	2,445	50.86	49.14
8	2	2017	4	18	4,962	9.55	9	51,975	2,714	2,248	54.70	45.30
7	31	2017	2	18	4,948	9.52	10	51,975	2,834	2,114	57.28	42.72
8	25	2017	6	17	4,941	9.51	11	51,975	2,621	2,320	53.05	46.95
2	13	2017	2	17	4,935	9.49	12	51,975	3,017	1,918	61.13	38.87
8	4	2017	6	17	4,932	9.49	13	51,975	2,514	2,418	50.97	49.03
7	3	2017	2	17	4,930	9.49	14	51,975	2,733	2,197	55.44	44.56
5	22	2017	2	18	4,900	9.43	15	51,975	3,087	1,813	63.00	37.00
8	31	2017	5	18	4,897	9.42	16	51,975	2,865	2,032	58.51	41.49

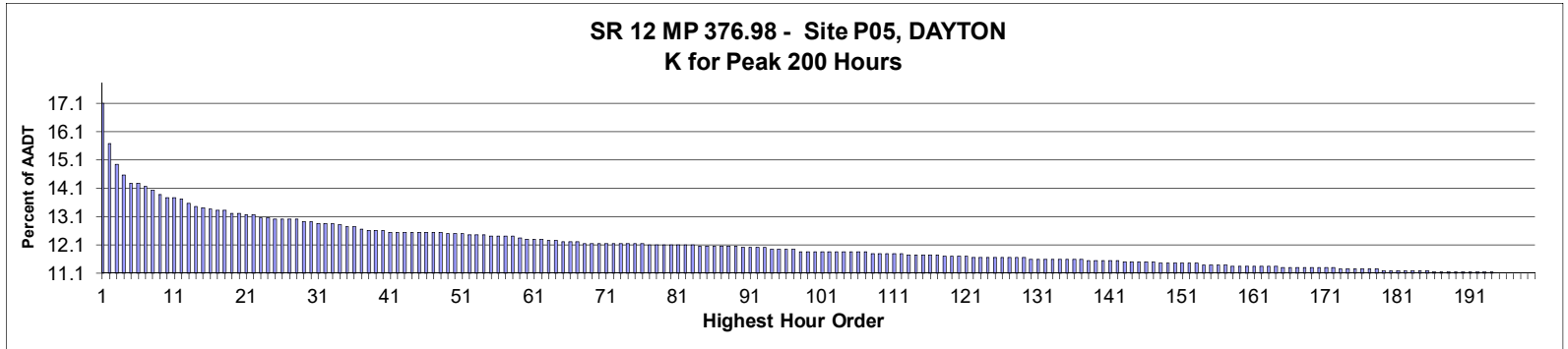
MO	DY	YR	DAY OF WK	HR	HR VOL	PERCENT OF AADT	HOUR NUMBER	AADT	NORTH VOLUME	SOUTH VOLUME	PERCENT NORTH IS OF TOTAL VOLUME	PERCENT SOUTH IS OF TOTAL VOLUME
5	19	2017	6	17	4,886	9.40	17	51,975	2,367	2,519	48.44	51.56
10	9	2017	2	17	4,884	9.40	18	51,975	2,969	1,915	60.79	39.21
5	22	2017	2	17	4,874	9.38	19	51,975	2,976	1,898	61.06	38.94
8	7	2017	2	16	4,874	9.38	20	51,975	2,798	2,076	57.41	42.59
8	22	2017	3	18	4,867	9.36	21	51,975	2,834	2,033	58.23	41.77
8	18	2017	6	17	4,850	9.33	22	51,975	2,687	2,163	55.40	44.60
11	10	2017	6	16	4,843	9.32	23	51,975	2,653	2,190	54.78	45.22
2	17	2017	6	16	4,841	9.31	24	51,975	2,651	2,190	54.76	45.24
7	3	2017	2	16	4,838	9.31	25	51,975	2,758	2,080	57.01	42.99
4	28	2017	6	18	4,830	9.29	26	51,975	2,723	2,107	56.38	43.62
12	8	2017	6	17	4,824	9.28	27	51,975	2,635	2,189	54.62	45.38
8	23	2017	4	18	4,821	9.28	28	51,975	2,841	1,980	58.93	41.07
10	6	2017	6	17	4,817	9.27	29	51,975	2,478	2,339	51.44	48.56
11	13	2017	2	17	4,813	9.26	30	51,975	2,960	1,853	61.50	38.50
8	4	2017	6	16	4,805	9.24	31	51,975	2,393	2,412	49.80	50.20
7	28	2017	6	17	4,798	9.23	32	51,975	2,591	2,207	54.00	46.00
8	30	2017	4	18	4,796	9.23	33	51,975	2,706	2,090	56.42	43.58
9	1	2017	6	16	4,794	9.22	34	51,975	2,620	2,174	54.65	45.35
7	26	2017	4	18	4,792	9.22	35	51,975	2,717	2,075	56.70	43.30
8	4	2017	6	18	4,782	9.20	36	51,975	2,658	2,124	55.58	44.42
9	1	2017	6	18	4,780	9.20	37	51,975	2,693	2,087	56.34	43.66
8	25	2017	6	16	4,774	9.19	38	51,975	2,454	2,320	51.40	48.60
10	27	2017	6	17	4,773	9.18	39	51,975	2,534	2,239	53.09	46.91
7	7	2017	6	17	4,765	9.17	40	51,975	2,617	2,148	54.92	45.08
8	24	2017	5	18	4,757	9.15	41	51,975	2,830	1,927	59.49	40.51
7	20	2017	5	17	4,751	9.14	42	51,975	2,580	2,171	54.30	45.70
7	25	2017	3	18	4,744	9.13	43	51,975	2,691	2,053	56.72	43.28
2	16	2017	5	18	4,740	9.12	44	51,975	2,566	2,174	54.14	45.86
6	30	2017	6	16	4,736	9.11	45	51,975	2,513	2,223	53.06	46.94
3	24	2017	6	17	4,734	9.11	46	51,975	2,633	2,101	55.62	44.38
8	31	2017	5	17	4,731	9.10	47	51,975	2,597	2,134	54.89	45.11
6	16	2017	6	16	4,728	9.10	48	51,975	2,372	2,356	50.17	49.83
7	31	2017	2	17	4,728	9.10	49	51,975	2,407	2,321	50.91	49.09
4	14	2017	6	18	4,727	9.09	50	51,975	2,625	2,102	55.53	44.47
5	19	2017	6	18	4,727	9.09	51	51,975	2,397	2,330	50.71	49.29
12	1	2017	6	17	4,724	9.09	52	51,975	2,490	2,234	52.71	47.29
8	3	2017	5	18	4,719	9.08	53	51,975	2,599	2,120	55.08	44.92
4	13	2017	5	17	4,718	9.08	54	51,975	2,602	2,116	55.15	44.85
8	1	2017	3	17	4,717	9.08	55	51,975	2,487	2,230	52.72	47.28
2	17	2017	6	18	4,714	9.07	56	51,975	2,717	1,997	57.64	42.36
7	3	2017	2	18	4,714	9.07	57	51,975	2,756	1,958	58.46	41.54
6	30	2017	6	17	4,712	9.07	58	51,975	2,523	2,189	53.54	46.46
11	17	2017	6	17	4,712	9.07	59	51,975	2,452	2,260	52.04	47.96
8	24	2017	5	17	4,710	9.06	60	51,975	2,564	2,146	54.44	45.56
9	15	2017	6	18	4,708	9.06	61	51,975	2,567	2,141	54.52	45.48
12	15	2017	6	17	4,707	9.06	62	51,975	2,477	2,230	52.62	47.38
8	17	2017	5	18	4,704	9.05	63	51,975	2,694	2,010	57.27	42.73
7	13	2017	5	18	4,701	9.04	64	51,975	2,659	2,042	56.56	43.44
7	27	2017	5	18	4,701	9.04	65	51,975	2,739	1,962	58.26	41.74
9	15	2017	6	17	4,699	9.04	66	51,975	2,425	2,274	51.61	48.39
6	16	2017	6	17	4,698	9.04	67	51,975	2,382	2,316	50.70	49.30



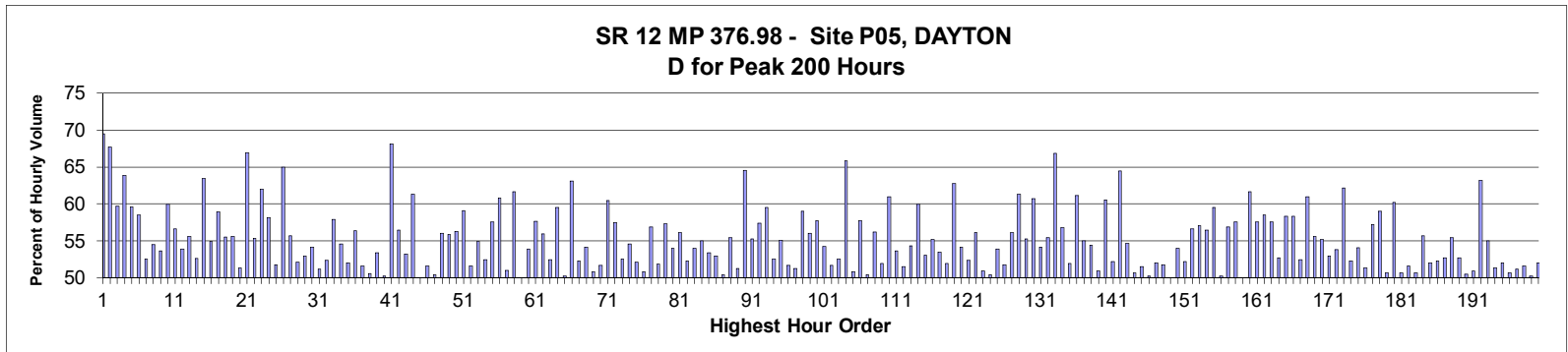
MO	DY	YR	DAY OF WK	HR	HR VOL	PERCENT OF AADT	HOUR NUMBER	AADT	NORTH VOLUME	SOUTH VOLUME	PERCENT NORTH IS OF TOTAL VOLUME	PERCENT SOUTH IS OF TOTAL VOLUME
9	14	2017	5	18	4,697	9.04	68	51,975	2,647	2,050	56.36	43.64
9	22	2017	6	17	4,695	9.03	69	51,975	2,456	2,239	52.31	47.69
7	5	2017	4	17	4,694	9.03	70	51,975	2,533	2,161	53.96	46.04
8	2	2017	4	17	4,691	9.03	71	51,975	2,544	2,147	54.23	45.77
9	21	2017	5	18	4,691	9.03	72	51,975	2,626	2,065	55.98	44.02
8	11	2017	6	17	4,688	9.02	73	51,975	2,602	2,086	55.50	44.50
7	11	2017	3	18	4,685	9.01	74	51,975	2,635	2,050	56.24	43.76
8	8	2017	3	18	4,685	9.01	75	51,975	2,772	1,913	59.17	40.83
4	17	2017	2	17	4,684	9.01	76	51,975	2,902	1,782	61.96	38.04
7	20	2017	5	18	4,683	9.01	77	51,975	2,639	2,044	56.35	43.65
6	9	2017	6	17	4,679	9.00	78	51,975	2,363	2,316	50.50	49.50
4	12	2017	4	18	4,678	9.00	79	51,975	2,618	2,060	55.96	44.04
10	9	2017	2	16	4,677	9.00	80	51,975	2,722	1,955	58.20	41.80
6	23	2017	6	17	4,671	8.99	81	51,975	2,460	2,211	52.67	47.33
10	27	2017	6	18	4,669	8.98	82	51,975	2,629	2,040	56.31	43.69
6	22	2017	5	17	4,668	8.98	83	51,975	2,429	2,239	52.04	47.96
6	29	2017	5	18	4,667	8.98	84	51,975	2,496	2,171	53.48	46.52
2	13	2017	2	16	4,666	8.98	85	51,975	2,766	1,900	59.28	40.72
8	8	2017	3	17	4,660	8.97	86	51,975	2,553	2,107	54.79	45.21
9	5	2017	3	17	4,657	8.96	87	51,975	2,606	2,051	55.96	44.04
9	8	2017	6	17	4,656	8.96	88	51,975	2,460	2,196	52.84	47.16
7	6	2017	5	18	4,652	8.95	89	51,975	2,631	2,021	56.56	43.44
7	21	2017	6	17	4,649	8.94	90	51,975	2,396	2,253	51.54	48.46
9	8	2017	6	18	4,649	8.94	91	51,975	2,563	2,086	55.13	44.87
8	10	2017	5	17	4,648	8.94	92	51,975	2,610	2,038	56.15	43.85
8	9	2017	4	18	4,643	8.93	93	51,975	2,611	2,032	56.24	43.76
7	5	2017	4	18	4,640	8.93	94	51,975	2,624	2,016	56.55	43.45
4	28	2017	6	17	4,638	8.92	95	51,975	2,397	2,241	51.68	48.32
9	22	2017	6	16	4,636	8.92	96	51,975	2,375	2,261	51.23	48.77
9	7	2017	5	18	4,635	8.92	97	51,975	2,633	2,002	56.81	43.19
8	3	2017	5	17	4,634	8.92	98	51,975	2,496	2,138	53.86	46.14
5	12	2017	6	17	4,633	8.91	99	51,975	2,513	2,120	54.24	45.76
7	24	2017	2	18	4,632	8.91	100	51,975	2,636	1,996	56.91	43.09
7	28	2017	6	16	4,632	8.91	101	51,975	2,463	2,169	53.17	46.83
7	31	2017	2	16	4,629	8.91	102	51,975	2,250	2,379	48.61	51.39
6	29	2017	5	17	4,627	8.90	103	51,975	2,437	2,190	52.67	47.33
5	2	2017	3	18	4,626	8.90	104	51,975	2,693	1,933	58.21	41.79
7	14	2017	6	18	4,622	8.89	105	51,975	2,520	2,102	54.52	45.48
4	26	2017	4	18	4,621	8.89	106	51,975	2,684	1,937	58.08	41.92
8	10	2017	5	18	4,621	8.89	107	51,975	2,632	1,989	56.96	43.04
8	16	2017	4	18	4,619	8.89	108	51,975	2,698	1,921	58.41	41.59
8	21	2017	2	18	4,618	8.89	109	51,975	2,635	1,983	57.06	42.94
8	29	2017	3	18	4,618	8.89	110	51,975	2,721	1,897	58.92	41.08
10	6	2017	6	16	4,618	8.89	111	51,975	2,427	2,191	52.56	47.44
7	7	2017	6	18	4,617	8.88	112	51,975	2,478	2,139	53.67	46.33
11	10	2017	6	17	4,617	8.88	113	51,975	2,549	2,068	55.21	44.79
4	21	2017	6	18	4,616	8.88	114	51,975	2,508	2,108	54.33	45.67
5	26	2017	6	17	4,615	8.88	115	51,975	2,642	1,973	57.25	42.75
10	11	2017	4	18	4,615	8.88	116	51,975	2,617	1,998	56.71	43.29
11	17	2017	6	18	4,615	8.88	117	51,975	2,487	2,128	53.89	46.11
9	5	2017	3	18	4,611	8.87	118	51,975	2,615	1,996	56.71	43.29

MO	DY	YR	DAY OF WK	HR	HR VOL	PERCENT OF AADT	HOUR NUMBER	AADT	NORTH VOLUME	SOUTH VOLUME	PERCENT NORTH IS OF TOTAL VOLUME	PERCENT SOUTH IS OF TOTAL VOLUME
4	11	2017	3	18	4,609	8.87	119	51,975	2,627	1,982	57.00	43.00
6	9	2017	6	16	4,606	8.86	120	51,975	2,276	2,330	49.41	50.59
8	16	2017	4	17	4,604	8.86	121	51,975	2,529	2,075	54.93	45.07
8	30	2017	4	17	4,604	8.86	122	51,975	2,551	2,053	55.41	44.59
9	6	2017	4	18	4,604	8.86	123	51,975	2,614	1,990	56.78	43.22
8	14	2017	2	18	4,603	8.86	124	51,975	2,600	2,003	56.48	43.52
7	27	2017	5	17	4,601	8.85	125	51,975	2,519	2,082	54.75	45.25
8	11	2017	6	18	4,601	8.85	126	51,975	2,618	1,983	56.90	43.10
10	6	2017	6	18	4,601	8.85	127	51,975	2,496	2,105	54.25	45.75
4	14	2017	6	15	4,600	8.85	128	51,975	2,315	2,285	50.33	49.67
8	17	2017	5	17	4,596	8.84	129	51,975	2,506	2,090	54.53	45.47
7	21	2017	6	18	4,593	8.84	130	51,975	2,559	2,034	55.72	44.28
5	12	2017	6	16	4,592	8.84	131	51,975	2,481	2,111	54.03	45.97
7	28	2017	6	18	4,590	8.83	132	51,975	2,562	2,028	55.82	44.18
4	21	2017	6	17	4,589	8.83	133	51,975	2,511	2,078	54.72	45.28
10	5	2017	5	18	4,589	8.83	134	51,975	2,541	2,048	55.37	44.63
8	25	2017	6	18	4,585	8.82	135	51,975	2,546	2,039	55.53	44.47
12	6	2017	4	18	4,584	8.82	136	51,975	2,547	2,037	55.56	44.44
11	7	2017	3	18	4,581	8.81	137	51,975	2,592	1,989	56.58	43.42
7	12	2017	4	18	4,577	8.81	138	51,975	2,564	2,013	56.02	43.98
3	31	2017	6	17	4,576	8.80	139	51,975	2,488	2,088	54.37	45.63
5	5	2017	6	18	4,576	8.80	140	51,975	2,542	2,034	55.55	44.45
9	15	2017	6	16	4,576	8.80	141	51,975	2,355	2,221	51.46	48.54
5	1	2017	2	18	4,574	8.80	142	51,975	2,694	1,880	58.90	41.10
7	6	2017	5	17	4,574	8.80	143	51,975	2,525	2,049	55.20	44.80
12	18	2017	2	17	4,574	8.80	144	51,975	2,475	2,099	54.11	45.89
12	21	2017	5	17	4,573	8.80	145	51,975	2,495	2,078	54.56	45.44
7	18	2017	3	18	4,572	8.80	146	51,975	2,596	1,976	56.78	43.22
10	9	2017	2	18	4,571	8.79	147	51,975	2,825	1,746	61.80	38.20
5	19	2017	6	16	4,570	8.79	148	51,975	2,257	2,313	49.39	50.61
3	16	2017	5	18	4,569	8.79	149	51,975	2,601	1,968	56.93	43.07
8	28	2017	2	18	4,560	8.77	150	51,975	2,573	1,987	56.43	43.57
9	1	2017	6	15	4,559	8.77	151	51,975	2,349	2,210	51.52	48.48
12	14	2017	5	17	4,558	8.77	152	51,975	2,443	2,115	53.60	46.40
12	20	2017	4	18	4,558	8.77	153	51,975	2,516	2,042	55.20	44.80
4	19	2017	4	18	4,557	8.77	154	51,975	2,655	1,902	58.26	41.74
9	7	2017	5	17	4,557	8.77	155	51,975	2,481	2,076	54.44	45.56
8	11	2017	6	16	4,556	8.77	156	51,975	2,540	2,016	55.75	44.25
7	14	2017	6	17	4,555	8.76	157	51,975	2,452	2,103	53.83	46.17
12	7	2017	5	17	4,555	8.76	158	51,975	2,497	2,058	54.82	45.18
12	18	2017	2	18	4,555	8.76	159	51,975	2,646	1,909	58.09	41.91
6	30	2017	6	18	4,554	8.76	160	51,975	2,538	2,016	55.73	44.27
8	23	2017	4	17	4,554	8.76	161	51,975	2,578	1,976	56.61	43.39
12	15	2017	6	18	4,553	8.76	162	51,975	2,458	2,095	53.99	46.01
3	23	2017	5	17	4,552	8.76	163	51,975	2,532	2,020	55.62	44.38
9	8	2017	6	16	4,551	8.76	164	51,975	2,402	2,149	52.78	47.22
12	20	2017	4	17	4,551	8.76	165	51,975	2,473	2,078	54.34	45.66
7	14	2017	6	16	4,550	8.75	166	51,975	2,389	2,161	52.51	47.49
3	17	2017	6	17	4,548	8.75	167	51,975	2,506	2,042	55.10	44.90
6	14	2017	4	18	4,548	8.75	168	51,975	2,475	2,073	54.42	45.58
11	9	2017	5	17	4,548	8.75	169	51,975	2,455	2,093	53.98	46.02

MO	DY	YR	DAY OF WK	HR	HR VOL	PERCENT OF AADT	HOUR NUMBER	AADT	NORTH VOLUME	SOUTH VOLUME	PERCENT NORTH IS OF TOTAL VOLUME	PERCENT SOUTH IS OF TOTAL VOLUME
10	20	2017	6	16	4,546	8.75	170	51,975	2,396	2,150	52.71	47.29
7	12	2017	4	17	4,544	8.74	171	51,975	2,516	2,028	55.37	44.63
8	15	2017	3	17	4,542	8.74	172	51,975	2,509	2,033	55.24	44.76
12	4	2017	2	17	4,542	8.74	173	51,975	2,576	1,966	56.72	43.28
5	18	2017	5	18	4,541	8.74	174	51,975	2,559	1,982	56.35	43.65
11	22	2017	4	17	4,541	8.74	175	51,975	2,525	2,016	55.60	44.40
12	5	2017	3	17	4,541	8.74	176	51,975	2,523	2,018	55.56	44.44
8	18	2017	6	18	4,540	8.73	177	51,975	2,484	2,056	54.71	45.29
8	29	2017	3	17	4,540	8.73	178	51,975	2,568	1,972	56.56	43.44
7	13	2017	5	17	4,538	8.73	179	51,975	2,488	2,050	54.83	45.17
10	20	2017	6	17	4,538	8.73	180	51,975	2,406	2,132	53.02	46.98
6	27	2017	3	18	4,536	8.73	181	51,975	2,538	1,998	55.95	44.05
7	17	2017	2	18	4,536	8.73	182	51,975	2,585	1,951	56.99	43.01
5	4	2017	5	18	4,535	8.73	183	51,975	2,528	2,007	55.74	44.26
7	19	2017	4	17	4,535	8.73	184	51,975	2,561	1,974	56.47	43.53
10	13	2017	6	17	4,533	8.72	185	51,975	2,413	2,120	53.23	46.77
12	5	2017	3	18	4,533	8.72	186	51,975	2,541	1,992	56.06	43.94
6	2	2017	6	18	4,527	8.71	187	51,975	2,493	2,034	55.07	44.93
6	9	2017	6	18	4,527	8.71	188	51,975	2,390	2,137	52.79	47.21
6	15	2017	5	18	4,524	8.70	189	51,975	2,520	2,004	55.70	44.30
9	26	2017	3	18	4,524	8.70	190	51,975	2,584	1,940	57.12	42.88
6	20	2017	3	18	4,522	8.70	191	51,975	2,548	1,974	56.35	43.65
5	10	2017	4	18	4,521	8.70	192	51,975	2,525	1,996	55.85	44.15
2	13	2017	2	18	4,518	8.69	193	51,975	2,843	1,675	62.93	37.07
6	21	2017	4	18	4,517	8.69	194	51,975	2,504	2,013	55.44	44.56
7	10	2017	2	18	4,517	8.69	195	51,975	2,602	1,915	57.60	42.40
1	27	2017	6	17	4,515	8.69	196	51,975	2,479	2,036	54.91	45.09
3	24	2017	6	16	4,515	8.69	197	51,975	2,512	2,003	55.64	44.36
10	13	2017	6	18	4,515	8.69	198	51,975	2,438	2,077	54.00	46.00
11	10	2017	6	15	4,515	8.69	199	51,975	2,334	2,181	51.69	48.31
6	23	2017	6	18	4,514	8.68	200	51,975	2,429	2,085	53.81	46.19



**AADT= 1,979      K 30 FACTOR= 12.89      K 100 FACTOR= 11.82      K 200 FACTOR= 11.07      D 30 FACTOR= 54.12**



MO	DY	YR	DAY OF WK	HR	HR VOL	PERCENT OF AADT	HOUR NUMBER	AADT	EAST VOLUME	WEST VOLUME	PERCENT EAST IS OF TOTAL VOLUME	PERCENT WEST IS OF TOTAL VOLUME
5	29	2017	2	12	338	17.08	1	1,979	103	235	30.47	69.53
5	29	2017	2	13	310	15.66	2	1,979	100	210	32.26	67.74
5	29	2017	2	14	295	14.91	3	1,979	119	176	40.34	59.66
9	29	2017	6	16	288	14.55	4	1,979	184	104	63.89	36.11
5	26	2017	6	17	282	14.25	5	1,979	168	114	59.57	40.43
10	13	2017	6	16	282	14.25	6	1,979	165	117	58.51	41.49
10	15	2017	1	16	280	14.15	7	1,979	133	147	47.50	52.50
6	25	2017	1	16	277	14.00	8	1,979	126	151	45.49	54.51
9	1	2017	6	18	274	13.85	9	1,979	127	147	46.35	53.65
5	26	2017	6	15	272	13.74	10	1,979	163	109	59.93	40.07
9	29	2017	6	17	272	13.74	11	1,979	154	118	56.62	43.38
7	16	2017	1	13	271	13.69	12	1,979	125	146	46.13	53.87
10	1	2017	1	16	268	13.54	13	1,979	119	149	44.40	55.60
11	26	2017	1	14	266	13.44	14	1,979	140	126	52.63	47.37
9	16	2017	7	11	265	13.39	15	1,979	168	97	63.40	36.60
11	26	2017	1	16	264	13.34	16	1,979	145	119	54.92	45.08

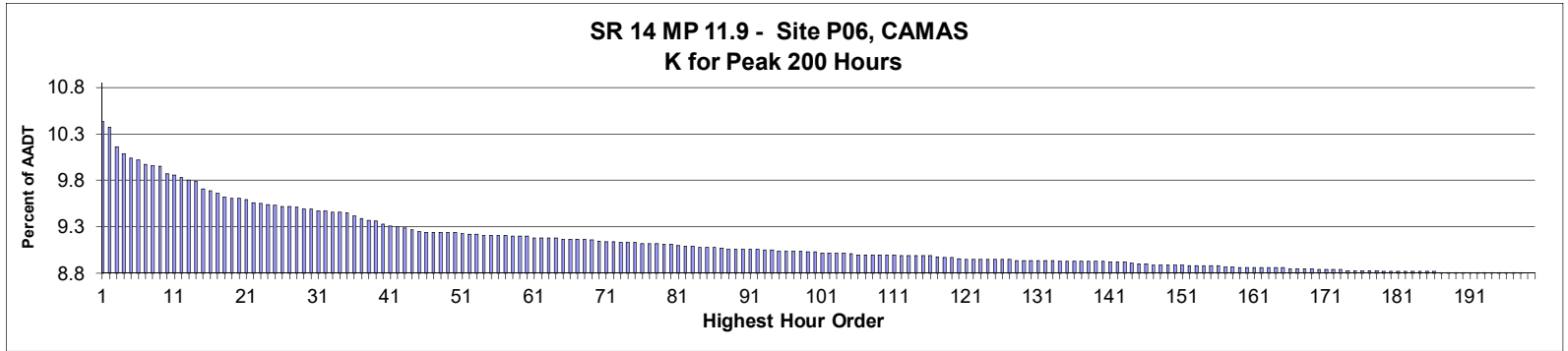
MO	DY	YR	DAY OF WK	HR	HR VOL	PERCENT OF AADT	HOUR NUMBER	AADT	EAST VOLUME	WEST VOLUME	PERCENT EAST IS OF TOTAL VOLUME	PERCENT WEST IS OF TOTAL VOLUME
6	18	2017	1	13	263	13.29	17	1,979	108	155	41.06	58.94
7	30	2017	1	13	263	13.29	18	1,979	117	146	44.49	55.51
6	25	2017	1	14	261	13.19	19	1,979	116	145	44.44	55.56
7	14	2017	6	14	261	13.19	20	1,979	127	134	48.66	51.34
9	22	2017	6	14	260	13.14	21	1,979	86	174	33.08	66.92
10	6	2017	6	16	260	13.14	22	1,979	144	116	55.38	44.62
5	26	2017	6	14	258	13.04	23	1,979	160	98	62.02	37.98
9	29	2017	6	14	258	13.04	24	1,979	150	108	58.14	41.86
6	18	2017	1	15	257	12.99	25	1,979	124	133	48.25	51.75
6	25	2017	1	17	257	12.99	26	1,979	90	167	35.02	64.98
6	30	2017	6	16	257	12.99	27	1,979	143	114	55.64	44.36
8	18	2017	6	16	257	12.99	28	1,979	134	123	52.14	47.86
9	17	2017	1	11	255	12.89	29	1,979	120	135	47.06	52.94
11	22	2017	4	15	255	12.89	30	1,979	138	117	54.12	45.88
3	31	2017	6	17	254	12.83	31	1,979	124	130	48.82	51.18
11	22	2017	4	14	254	12.83	32	1,979	133	121	52.36	47.64
11	26	2017	1	13	254	12.83	33	1,979	107	147	42.13	57.87
4	21	2017	6	16	253	12.78	34	1,979	138	115	54.55	45.45
6	30	2017	6	14	252	12.73	35	1,979	131	121	51.98	48.02
9	15	2017	6	17	252	12.73	36	1,979	142	110	56.35	43.65
7	16	2017	1	15	250	12.63	37	1,979	129	121	51.60	48.40
6	25	2017	1	12	249	12.58	38	1,979	126	123	50.60	49.40
8	13	2017	1	14	249	12.58	39	1,979	116	133	46.59	53.41
9	4	2017	2	14	249	12.58	40	1,979	124	125	49.80	50.20
5	29	2017	2	11	248	12.53	41	1,979	79	169	31.85	68.15
7	1	2017	7	12	248	12.53	42	1,979	140	108	56.45	43.55
8	11	2017	6	15	248	12.53	43	1,979	132	116	53.23	46.77
8	13	2017	1	17	248	12.53	44	1,979	96	152	38.71	61.29
9	1	2017	6	15	248	12.53	45	1,979	124	124	50.00	50.00
9	17	2017	1	12	248	12.53	46	1,979	128	120	51.61	48.39
9	17	2017	1	14	248	12.53	47	1,979	123	125	49.60	50.40
10	13	2017	6	15	248	12.53	48	1,979	139	109	56.05	43.95
7	14	2017	6	15	247	12.48	49	1,979	109	138	44.13	55.87
7	23	2017	1	14	247	12.48	50	1,979	108	139	43.72	56.28
10	13	2017	6	14	247	12.48	51	1,979	146	101	59.11	40.89
7	2	2017	1	16	246	12.43	52	1,979	119	127	48.37	51.63
7	5	2017	4	12	246	12.43	53	1,979	111	135	45.12	54.88
8	18	2017	6	15	246	12.43	54	1,979	129	117	52.44	47.56
3	19	2017	1	17	245	12.38	55	1,979	141	104	57.55	42.45
6	18	2017	1	12	245	12.38	56	1,979	96	149	39.18	60.82
6	30	2017	6	11	245	12.38	57	1,979	125	120	51.02	48.98
11	26	2017	1	12	245	12.38	58	1,979	94	151	38.37	61.63
5	21	2017	1	15	244	12.33	59	1,979	122	122	50.00	50.00
6	25	2017	1	15	243	12.28	60	1,979	112	131	46.09	53.91
10	15	2017	1	15	243	12.28	61	1,979	103	140	42.39	57.61
10	20	2017	6	17	243	12.28	62	1,979	136	107	55.97	44.03
6	23	2017	6	12	242	12.23	63	1,979	115	127	47.52	52.48
9	16	2017	7	12	242	12.23	64	1,979	144	98	59.50	40.50
5	5	2017	6	17	241	12.18	65	1,979	120	121	49.79	50.21
6	25	2017	1	11	241	12.18	66	1,979	89	152	36.93	63.07
9	4	2017	2	15	241	12.18	67	1,979	115	126	47.72	52.28

MO	DY	YR	DAY OF WK	HR	VOL	PERCENT OF AADT	HOUR NUMBER	AADT	EAST VOLUME	WEST VOLUME	PERCENT EAST IS OF TOTAL VOLUME	PERCENT WEST IS OF TOTAL VOLUME
5	27	2017	7	11	240	12.13	68	1,979	130	110	54.17	45.83
6	11	2017	1	14	240	12.13	69	1,979	122	118	50.83	49.17
6	30	2017	6	12	240	12.13	70	1,979	124	116	51.67	48.33
6	30	2017	6	15	240	12.13	71	1,979	145	95	60.42	39.58
6	30	2017	6	18	240	12.13	72	1,979	138	102	57.50	42.50
7	21	2017	6	13	240	12.13	73	1,979	114	126	47.50	52.50
9	15	2017	6	16	240	12.13	74	1,979	131	109	54.58	45.42
9	17	2017	1	13	240	12.13	75	1,979	115	125	47.92	52.08
11	26	2017	1	17	240	12.13	76	1,979	118	122	49.17	50.83
6	2	2017	6	16	239	12.08	77	1,979	136	103	56.90	43.10
6	2	2017	6	17	239	12.08	78	1,979	115	124	48.12	51.88
6	11	2017	1	15	239	12.08	79	1,979	137	102	57.32	42.68
6	23	2017	6	14	239	12.08	80	1,979	129	110	53.97	46.03
6	30	2017	6	17	239	12.08	81	1,979	134	105	56.07	43.93
8	11	2017	6	13	239	12.08	82	1,979	114	125	47.70	52.30
10	20	2017	6	15	239	12.08	83	1,979	110	129	46.03	53.97
5	26	2017	6	16	238	12.03	84	1,979	131	107	55.04	44.96
6	16	2017	6	17	238	12.03	85	1,979	127	111	53.36	46.64
6	17	2017	7	11	238	12.03	86	1,979	126	112	52.94	47.06
7	14	2017	6	16	238	12.03	87	1,979	118	120	49.58	50.42
7	23	2017	1	13	238	12.03	88	1,979	106	132	44.54	55.46
7	28	2017	6	14	238	12.03	89	1,979	122	116	51.26	48.74
5	26	2017	6	19	237	11.98	90	1,979	153	84	64.56	35.44
5	27	2017	7	12	237	11.98	91	1,979	131	106	55.27	44.73
7	1	2017	7	17	237	11.98	92	1,979	136	101	57.38	42.62
9	29	2017	6	15	237	11.98	93	1,979	141	96	59.49	40.51
6	11	2017	1	13	236	11.93	94	1,979	112	124	47.46	52.54
6	16	2017	6	16	236	11.93	95	1,979	106	130	44.92	55.08
7	1	2017	7	13	236	11.93	96	1,979	122	114	51.69	48.31
9	22	2017	6	17	236	11.93	97	1,979	115	121	48.73	51.27
5	29	2017	2	15	234	11.82	98	1,979	96	138	41.03	58.97
6	18	2017	1	18	234	11.82	99	1,979	103	131	44.02	55.98
7	1	2017	7	11	234	11.82	100	1,979	135	99	57.69	42.31
7	21	2017	6	16	234	11.82	101	1,979	127	107	54.27	45.73
7	23	2017	1	15	234	11.82	102	1,979	113	121	48.29	51.71
8	6	2017	1	16	234	11.82	103	1,979	111	123	47.44	52.56
9	10	2017	1	12	234	11.82	104	1,979	80	154	34.19	65.81
9	22	2017	6	16	234	11.82	105	1,979	119	115	50.85	49.15
9	30	2017	7	12	234	11.82	106	1,979	99	135	42.31	57.69
10	8	2017	1	17	234	11.82	107	1,979	116	118	49.57	50.43
6	23	2017	6	10	233	11.77	108	1,979	102	131	43.78	56.22
7	28	2017	6	11	233	11.77	109	1,979	121	112	51.93	48.07
9	4	2017	2	12	233	11.77	110	1,979	91	142	39.06	60.94
10	22	2017	1	12	233	11.77	111	1,979	108	125	46.35	53.65
11	3	2017	6	16	233	11.77	112	1,979	120	113	51.50	48.50
3	31	2017	6	15	232	11.72	113	1,979	126	106	54.31	45.69
5	12	2017	6	14	232	11.72	114	1,979	139	93	59.91	40.09
6	18	2017	1	14	232	11.72	115	1,979	109	123	46.98	53.02
7	30	2017	1	15	232	11.72	116	1,979	104	128	44.83	55.17
8	18	2017	6	13	232	11.72	117	1,979	124	108	53.45	46.55
3	24	2017	6	17	231	11.67	118	1,979	111	120	48.05	51.95

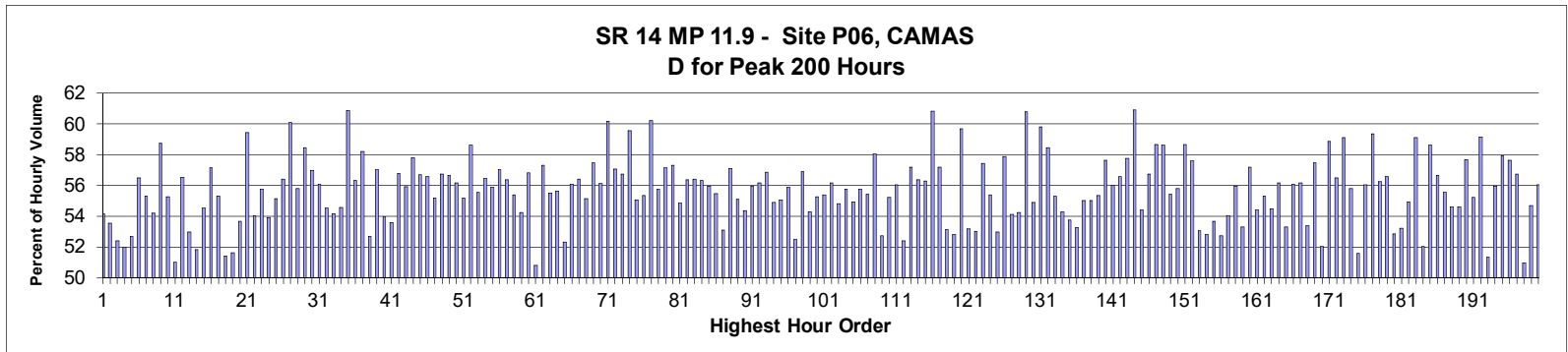
MO	DY	YR	DAY OF WK	HR	HR VOL	PERCENT OF AADT	HOUR NUMBER	AADT	EAST VOLUME	WEST VOLUME	PERCENT EAST IS OF TOTAL VOLUME	PERCENT WEST IS OF TOTAL VOLUME
5	26	2017	6	13	231	11.67	119	1,979	145	86	62.77	37.23
6	9	2017	6	17	231	11.67	120	1,979	125	106	54.11	45.89
7	2	2017	1	12	231	11.67	121	1,979	110	121	47.62	52.38
4	21	2017	6	17	230	11.62	122	1,979	101	129	43.91	56.09
5	21	2017	1	16	230	11.62	123	1,979	117	113	50.87	49.13
6	11	2017	1	16	230	11.62	124	1,979	116	114	50.43	49.57
7	21	2017	6	15	230	11.62	125	1,979	106	124	46.09	53.91
7	30	2017	1	16	230	11.62	126	1,979	111	119	48.26	51.74
8	11	2017	6	14	230	11.62	127	1,979	101	129	43.91	56.09
9	4	2017	2	13	230	11.62	128	1,979	89	141	38.70	61.30
9	17	2017	1	15	230	11.62	129	1,979	127	103	55.22	44.78
5	7	2017	1	17	229	11.57	130	1,979	90	139	39.30	60.70
6	16	2017	6	15	229	11.57	131	1,979	124	105	54.15	45.85
6	23	2017	6	13	229	11.57	132	1,979	127	102	55.46	44.54
6	25	2017	1	13	229	11.57	133	1,979	76	153	33.19	66.81
7	20	2017	5	15	229	11.57	134	1,979	99	130	43.23	56.77
8	25	2017	6	17	229	11.57	135	1,979	110	119	48.03	51.97
9	30	2017	7	11	229	11.57	136	1,979	89	140	38.86	61.14
11	26	2017	1	15	229	11.57	137	1,979	126	103	55.02	44.98
3	19	2017	1	16	228	11.52	138	1,979	124	104	54.39	45.61
7	21	2017	6	14	228	11.52	139	1,979	112	116	49.12	50.88
7	23	2017	1	12	228	11.52	140	1,979	90	138	39.47	60.53
9	29	2017	6	18	228	11.52	141	1,979	119	109	52.19	47.81
9	30	2017	7	13	228	11.52	142	1,979	81	147	35.53	64.47
4	9	2017	1	13	227	11.47	143	1,979	103	124	45.37	54.63
7	28	2017	6	16	227	11.47	144	1,979	115	112	50.66	49.34
8	9	2017	4	16	227	11.47	145	1,979	117	110	51.54	48.46
8	18	2017	6	14	227	11.47	146	1,979	114	113	50.22	49.78
10	27	2017	6	16	227	11.47	147	1,979	109	118	48.02	51.98
6	23	2017	6	11	226	11.42	148	1,979	109	117	48.23	51.77
6	23	2017	6	18	226	11.42	149	1,979	113	113	50.00	50.00
7	2	2017	1	15	226	11.42	150	1,979	104	122	46.02	53.98
7	22	2017	7	11	226	11.42	151	1,979	108	118	47.79	52.21
8	6	2017	1	14	226	11.42	152	1,979	98	128	43.36	56.64
9	16	2017	7	10	226	11.42	153	1,979	129	97	57.08	42.92
5	21	2017	1	17	225	11.37	154	1,979	127	98	56.44	43.56
7	21	2017	6	11	225	11.37	155	1,979	134	91	59.56	40.44
8	13	2017	1	15	225	11.37	156	1,979	112	113	49.78	50.22
10	20	2017	6	16	225	11.37	157	1,979	128	97	56.89	43.11
5	26	2017	6	18	224	11.32	158	1,979	129	95	57.59	42.41
5	29	2017	2	16	224	11.32	159	1,979	112	112	50.00	50.00
5	29	2017	2	17	224	11.32	160	1,979	86	138	38.39	61.61
6	4	2017	1	16	224	11.32	161	1,979	95	129	42.41	57.59
6	11	2017	1	12	224	11.32	162	1,979	93	131	41.52	58.48
6	28	2017	4	16	224	11.32	163	1,979	95	129	42.41	57.59
8	11	2017	6	16	224	11.32	164	1,979	118	106	52.68	47.32
4	2	2017	1	15	223	11.27	165	1,979	130	93	58.30	41.70
7	12	2017	4	15	223	11.27	166	1,979	130	93	58.30	41.70
8	18	2017	6	18	223	11.27	167	1,979	117	106	52.47	47.53
8	22	2017	3	13	223	11.27	168	1,979	136	87	60.99	39.01
9	1	2017	6	13	223	11.27	169	1,979	124	99	55.61	44.39

MO	DY	YR	DAY OF WK	HR	HR VOL	PERCENT OF AADT	HOUR NUMBER	AADT	EAST VOLUME	WEST VOLUME	PERCENT	PERCENT
											EAST IS OF TOTAL VOLUME	WEST IS OF TOTAL VOLUME
10	22	2017	1	14	223	11.27	170	1,979	100	123	44.84	55.16
10	27	2017	6	17	223	11.27	171	1,979	118	105	52.91	47.09
11	22	2017	4	16	223	11.27	172	1,979	120	103	53.81	46.19
4	28	2017	6	17	222	11.22	173	1,979	138	84	62.16	37.84
7	1	2017	7	16	222	11.22	174	1,979	106	116	47.75	52.25
9	8	2017	6	18	222	11.22	175	1,979	120	102	54.05	45.95
9	17	2017	1	16	222	11.22	176	1,979	108	114	48.65	51.35
10	15	2017	1	14	222	11.22	177	1,979	95	127	42.79	57.21
12	26	2017	3	12	222	11.22	178	1,979	91	131	40.99	59.01
5	28	2017	1	12	221	11.17	179	1,979	109	112	49.32	50.68
6	17	2017	7	12	221	11.17	180	1,979	88	133	39.82	60.18
8	18	2017	6	12	221	11.17	181	1,979	112	109	50.68	49.32
8	18	2017	6	17	221	11.17	182	1,979	114	107	51.58	48.42
9	2	2017	7	11	221	11.17	183	1,979	112	109	50.68	49.32
10	6	2017	6	17	221	11.17	184	1,979	98	123	44.34	55.66
10	20	2017	6	12	221	11.17	185	1,979	106	115	47.96	52.04
5	14	2017	1	16	220	11.12	186	1,979	105	115	47.73	52.27
6	9	2017	6	14	220	11.12	187	1,979	116	104	52.73	47.27
6	9	2017	6	15	220	11.12	188	1,979	122	98	55.45	44.55
6	19	2017	2	12	220	11.12	189	1,979	104	116	47.27	52.73
7	1	2017	7	10	220	11.12	190	1,979	111	109	50.45	49.55
7	9	2017	1	14	220	11.12	191	1,979	108	112	49.09	50.91
9	30	2017	7	16	220	11.12	192	1,979	139	81	63.18	36.82
10	8	2017	1	15	220	11.12	193	1,979	99	121	45.00	55.00
10	27	2017	6	15	220	11.12	194	1,979	113	107	51.36	48.64
5	5	2017	6	18	219	11.07	195	1,979	105	114	47.95	52.05
5	19	2017	6	15	219	11.07	196	1,979	111	108	50.68	49.32
5	27	2017	7	10	219	11.07	197	1,979	112	107	51.14	48.86
6	9	2017	6	16	219	11.07	198	1,979	113	106	51.60	48.40
7	1	2017	7	14	219	11.07	199	1,979	109	110	49.77	50.23
7	7	2017	6	16	219	11.07	200	1,979	105	114	47.95	52.05





**AADT= 45,808**     
**K 30 FACTOR= 9.44**     
**K 100 FACTOR= 8.98**     
**K 200 FACTOR= 8.75**     
**D 30 FACTOR= 56.97**



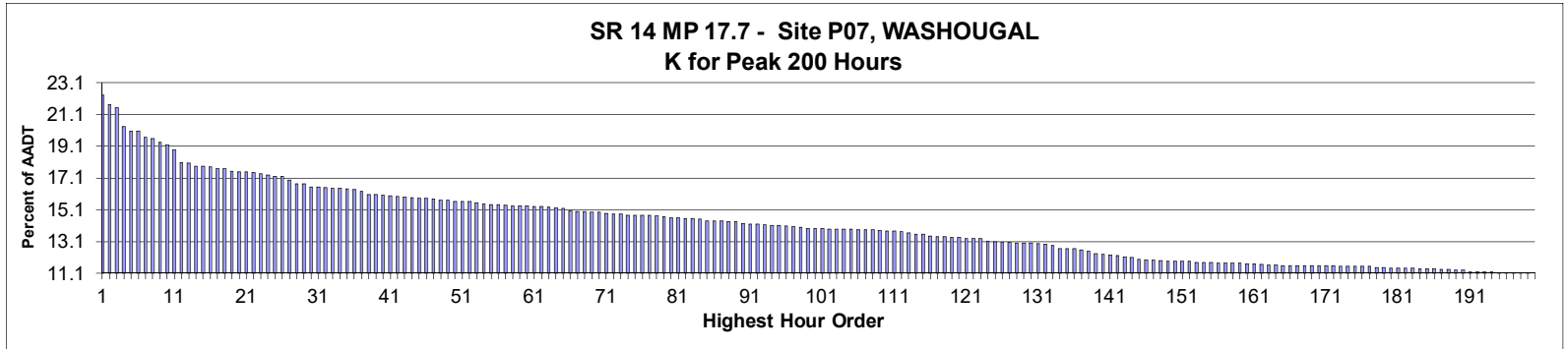
MO	DY	YR	DAY OF WK	HR	HR VOL	PERCENT OF AADT	HOUR NUMBER	AADT	EAST VOLUME	WEST VOLUME	PERCENT EAST IS OF TOTAL VOLUME	PERCENT WEST IS OF TOTAL VOLUME
9	14	2017	5	18	4,756	10.38	1	45,808	2,576	2,180	54.16	45.84
9	14	2017	5	17	4,726	10.32	2	45,808	2,530	2,196	53.53	46.47
9	8	2017	6	17	4,631	10.11	3	45,808	2,426	2,205	52.39	47.61
9	8	2017	6	16	4,599	10.04	4	45,808	2,392	2,207	52.01	47.99
9	8	2017	6	18	4,575	9.99	5	45,808	2,411	2,164	52.70	47.30
9	22	2017	6	17	4,566	9.97	6	45,808	2,580	1,986	56.50	43.50
9	7	2017	5	18	4,546	9.92	7	45,808	2,514	2,032	55.30	44.70
9	13	2017	4	18	4,540	9.91	8	45,808	2,461	2,079	54.21	45.79
9	22	2017	6	18	4,537	9.90	9	45,808	2,665	1,872	58.74	41.26
9	12	2017	3	18	4,497	9.82	10	45,808	2,485	2,012	55.26	44.74
9	14	2017	5	16	4,493	9.81	11	45,808	2,292	2,201	51.01	48.99
9	11	2017	2	18	4,482	9.78	12	45,808	2,534	1,948	56.54	43.46
9	11	2017	2	16	4,465	9.75	13	45,808	2,366	2,099	52.99	47.01
9	13	2017	4	17	4,463	9.74	14	45,808	2,313	2,150	51.83	48.17
9	12	2017	3	17	4,423	9.66	15	45,808	2,411	2,012	54.51	45.49
9	22	2017	6	16	4,416	9.64	16	45,808	2,524	1,892	57.16	42.84

MO	DY	YR	DAY OF WK	HR	HR VOL	PERCENT OF AADT	HOUR NUMBER	AADT	EAST VOLUME	WEST VOLUME	PERCENT EAST IS OF TOTAL VOLUME	PERCENT WEST IS OF TOTAL VOLUME
9	15	2017	6	16	4,404	9.61	17	45,808	2,436	1,968	55.31	44.69
9	13	2017	4	16	4,385	9.57	18	45,808	2,254	2,131	51.40	48.60
9	11	2017	2	17	4,378	9.56	19	45,808	2,260	2,118	51.62	48.38
10	6	2017	6	17	4,377	9.56	20	45,808	2,349	2,028	53.67	46.33
9	15	2017	6	17	4,372	9.54	21	45,808	2,599	1,773	59.45	40.55
6	23	2017	6	16	4,358	9.51	22	45,808	2,355	2,003	54.04	45.96
6	2	2017	6	17	4,353	9.50	23	45,808	2,427	1,926	55.75	44.25
6	23	2017	6	17	4,349	9.49	24	45,808	2,345	2,004	53.92	46.08
6	22	2017	5	17	4,342	9.48	25	45,808	2,395	1,947	55.16	44.84
6	22	2017	5	18	4,338	9.47	26	45,808	2,446	1,892	56.39	43.61
9	15	2017	6	18	4,336	9.47	27	45,808	2,606	1,730	60.10	39.90
6	16	2017	6	16	4,334	9.46	28	45,808	2,419	1,915	55.81	44.19
9	21	2017	5	17	4,325	9.44	29	45,808	2,528	1,797	58.45	41.55
6	14	2017	4	17	4,323	9.44	30	45,808	2,463	1,860	56.97	43.03
9	28	2017	5	17	4,317	9.42	31	45,808	2,421	1,896	56.08	43.92
5	25	2017	5	17	4,315	9.42	32	45,808	2,353	1,962	54.53	45.47
9	7	2017	5	17	4,311	9.41	33	45,808	2,335	1,976	54.16	45.84
10	25	2017	4	18	4,309	9.41	34	45,808	2,351	1,958	54.56	45.44
9	21	2017	5	18	4,305	9.40	35	45,808	2,620	1,685	60.86	39.14
6	14	2017	4	18	4,294	9.37	36	45,808	2,419	1,875	56.33	43.67
6	6	2017	3	18	4,279	9.34	37	45,808	2,491	1,788	58.21	41.79
9	8	2017	6	15	4,270	9.32	38	45,808	2,250	2,020	52.69	47.31
9	21	2017	5	16	4,264	9.31	39	45,808	2,432	1,832	57.04	42.96
6	20	2017	3	17	4,253	9.28	40	45,808	2,295	1,958	53.96	46.04
9	12	2017	3	16	4,241	9.26	41	45,808	2,272	1,969	53.57	46.43
6	7	2017	4	17	4,237	9.25	42	45,808	2,405	1,832	56.76	43.24
5	18	2017	5	17	4,232	9.24	43	45,808	2,366	1,866	55.91	44.09
6	7	2017	4	18	4,222	9.22	44	45,808	2,440	1,782	57.79	42.21
9	28	2017	5	18	4,216	9.20	45	45,808	2,391	1,825	56.71	43.29
5	3	2017	4	17	4,212	9.19	46	45,808	2,383	1,829	56.58	43.42
6	23	2017	6	18	4,211	9.19	47	45,808	2,323	1,888	55.17	44.83
6	21	2017	4	18	4,210	9.19	48	45,808	2,389	1,821	56.75	43.25
6	2	2017	6	18	4,209	9.19	49	45,808	2,384	1,825	56.64	43.36
10	4	2017	4	17	4,208	9.19	50	45,808	2,363	1,845	56.15	43.85
9	6	2017	4	18	4,204	9.18	51	45,808	2,320	1,884	55.19	44.81
5	23	2017	3	18	4,199	9.17	52	45,808	2,462	1,737	58.63	41.37
6	1	2017	5	17	4,199	9.17	53	45,808	2,332	1,867	55.54	44.46
6	5	2017	2	17	4,197	9.16	54	45,808	2,369	1,828	56.45	43.55
6	16	2017	6	17	4,197	9.16	55	45,808	2,345	1,852	55.87	44.13
5	31	2017	4	17	4,196	9.16	56	45,808	2,393	1,803	57.03	42.97
10	31	2017	3	17	4,195	9.16	57	45,808	2,365	1,830	56.38	43.62
5	10	2017	4	17	4,192	9.15	58	45,808	2,322	1,870	55.39	44.61
4	21	2017	6	16	4,191	9.15	59	45,808	2,273	1,918	54.24	45.76
6	1	2017	5	18	4,190	9.15	60	45,808	2,381	1,809	56.83	43.17
6	22	2017	5	16	4,184	9.13	61	45,808	2,126	2,058	50.81	49.19
6	28	2017	4	18	4,181	9.13	62	45,808	2,396	1,785	57.31	42.69
4	21	2017	6	17	4,180	9.13	63	45,808	2,320	1,860	55.50	44.50
5	23	2017	3	17	4,180	9.13	64	45,808	2,325	1,855	55.62	44.38
5	19	2017	6	16	4,179	9.12	65	45,808	2,187	1,992	52.33	47.67
5	25	2017	5	18	4,179	9.12	66	45,808	2,344	1,835	56.09	43.91
5	9	2017	3	18	4,178	9.12	67	45,808	2,357	1,821	56.41	43.59

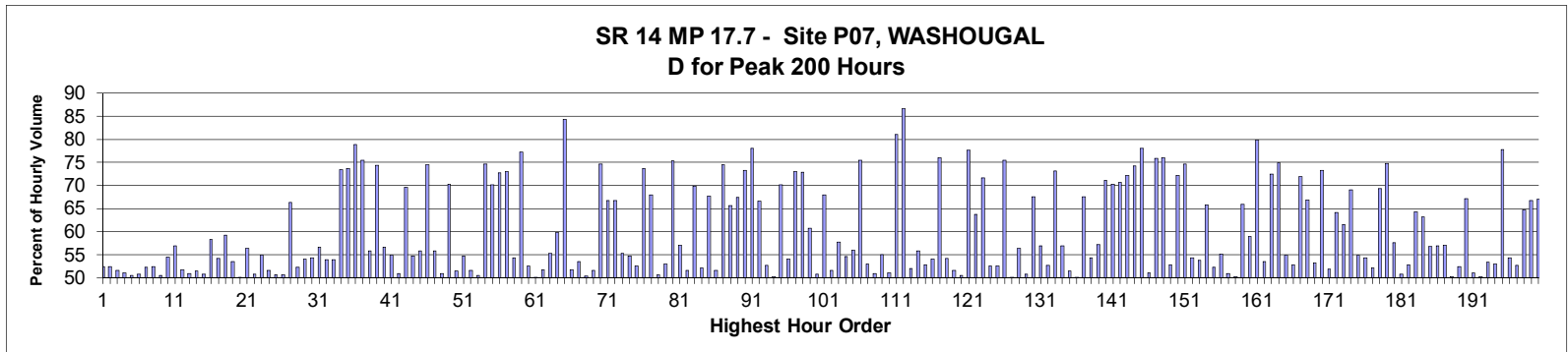
MO	DY	YR	DAY OF WK	HR	HR VOL	PERCENT OF AADT	HOUR NUMBER	AADT	EAST VOLUME	WEST VOLUME	PERCENT EAST IS OF TOTAL VOLUME	PERCENT WEST IS OF TOTAL VOLUME
9	29	2017	6	17	4,176	9.12	68	45,808	2,303	1,873	55.15	44.85
5	31	2017	4	18	4,171	9.11	69	45,808	2,397	1,774	57.47	42.53
6	20	2017	3	18	4,170	9.10	70	45,808	2,340	1,830	56.12	43.88
6	5	2017	2	18	4,164	9.09	71	45,808	2,505	1,659	60.16	39.84
7	7	2017	6	18	4,162	9.09	72	45,808	2,375	1,787	57.06	42.94
10	4	2017	4	18	4,161	9.08	73	45,808	2,361	1,800	56.74	43.26
9	19	2017	3	17	4,160	9.08	74	45,808	2,478	1,682	59.57	40.43
7	19	2017	4	18	4,159	9.08	75	45,808	2,290	1,869	55.06	44.94
6	28	2017	4	17	4,157	9.07	76	45,808	2,300	1,857	55.33	44.67
9	19	2017	3	18	4,154	9.07	77	45,808	2,501	1,653	60.21	39.79
5	18	2017	5	18	4,153	9.07	78	45,808	2,316	1,837	55.77	44.23
7	12	2017	4	18	4,152	9.06	79	45,808	2,373	1,779	57.15	42.85
5	9	2017	3	17	4,148	9.06	80	45,808	2,377	1,771	57.30	42.70
9	23	2017	7	13	4,146	9.05	81	45,808	2,274	1,872	54.85	45.15
6	6	2017	3	17	4,143	9.04	82	45,808	2,336	1,807	56.38	43.62
10	5	2017	5	18	4,141	9.04	83	45,808	2,335	1,806	56.39	43.61
10	25	2017	4	16	4,138	9.03	84	45,808	2,331	1,807	56.33	43.67
5	4	2017	5	17	4,137	9.03	85	45,808	2,316	1,821	55.98	44.02
10	26	2017	5	18	4,135	9.03	86	45,808	2,293	1,842	55.45	44.55
9	13	2017	4	15	4,130	9.02	87	45,808	2,193	1,937	53.10	46.90
10	3	2017	3	18	4,128	9.01	88	45,808	2,358	1,770	57.12	42.88
4	28	2017	6	17	4,127	9.01	89	45,808	2,275	1,852	55.12	44.88
6	2	2017	6	16	4,126	9.01	90	45,808	2,243	1,883	54.36	45.64
6	29	2017	5	18	4,126	9.01	91	45,808	2,308	1,818	55.94	44.06
7	11	2017	3	18	4,126	9.01	92	45,808	2,318	1,808	56.18	43.82
8	16	2017	4	18	4,124	9.00	93	45,808	2,345	1,779	56.86	43.14
7	13	2017	5	18	4,123	9.00	94	45,808	2,263	1,860	54.89	45.11
8	23	2017	4	17	4,118	8.99	95	45,808	2,267	1,851	55.05	44.95
6	30	2017	6	17	4,117	8.99	96	45,808	2,301	1,816	55.89	44.11
9	16	2017	7	12	4,117	8.99	97	45,808	1,957	2,160	47.53	52.47
5	10	2017	4	18	4,116	8.99	98	45,808	2,343	1,773	56.92	43.08
5	26	2017	6	17	4,113	8.98	99	45,808	2,232	1,881	54.27	45.73
5	19	2017	6	17	4,112	8.98	100	45,808	2,273	1,839	55.28	44.72
2	17	2017	6	17	4,108	8.97	101	45,808	2,276	1,832	55.40	44.60
6	13	2017	3	17	4,107	8.97	102	45,808	2,307	1,800	56.17	43.83
7	28	2017	6	17	4,107	8.97	103	45,808	2,252	1,855	54.83	45.17
9	29	2017	6	18	4,107	8.97	104	45,808	2,290	1,817	55.76	44.24
10	27	2017	6	17	4,104	8.96	105	45,808	2,254	1,850	54.92	45.08
10	3	2017	3	17	4,102	8.95	106	45,808	2,287	1,815	55.75	44.25
10	24	2017	3	17	4,100	8.95	107	45,808	2,273	1,827	55.44	44.56
5	3	2017	4	18	4,098	8.95	108	45,808	2,378	1,720	58.03	41.97
5	26	2017	6	16	4,098	8.95	109	45,808	2,160	1,938	52.71	47.29
7	19	2017	4	17	4,098	8.95	110	45,808	2,263	1,835	55.22	44.78
12	1	2017	6	17	4,098	8.95	111	45,808	2,297	1,801	56.05	43.95
5	18	2017	5	16	4,097	8.94	112	45,808	2,147	1,950	52.40	47.60
8	29	2017	3	18	4,097	8.94	113	45,808	2,343	1,754	57.19	42.81
5	24	2017	4	17	4,094	8.94	114	45,808	2,307	1,787	56.35	43.65
6	21	2017	4	17	4,093	8.94	115	45,808	2,303	1,790	56.27	43.73
9	20	2017	4	18	4,093	8.94	116	45,808	2,490	1,603	60.84	39.16
6	19	2017	2	18	4,091	8.93	117	45,808	2,340	1,751	57.20	42.80
6	19	2017	2	17	4,087	8.92	118	45,808	2,172	1,915	53.14	46.86

MO	DY	YR	DAY OF WK	HR	HR VOL	PERCENT OF AADT	HOUR NUMBER	AADT	EAST VOLUME	WEST VOLUME	PERCENT EAST IS OF TOTAL VOLUME	PERCENT WEST IS OF TOTAL VOLUME
6	7	2017	4	16	4,086	8.92	119	45,808	2,158	1,928	52.81	47.19
5	8	2017	2	18	4,081	8.91	120	45,808	2,435	1,646	59.67	40.33
3	31	2017	6	16	4,078	8.90	121	45,808	2,168	1,910	53.16	46.84
6	21	2017	4	16	4,078	8.90	122	45,808	2,162	1,916	53.02	46.98
10	27	2017	6	18	4,078	8.90	123	45,808	2,342	1,736	57.43	42.57
4	11	2017	3	16	4,076	8.90	124	45,808	2,258	1,818	55.40	44.60
9	7	2017	5	16	4,076	8.90	125	45,808	2,160	1,916	52.99	47.01
9	19	2017	3	16	4,075	8.90	126	45,808	2,359	1,716	57.89	42.11
10	5	2017	5	17	4,075	8.90	127	45,808	2,206	1,869	54.13	45.87
8	16	2017	4	17	4,074	8.89	128	45,808	2,210	1,864	54.25	45.75
9	18	2017	2	17	4,073	8.89	129	45,808	2,476	1,597	60.79	39.21
7	12	2017	4	17	4,072	8.89	130	45,808	2,236	1,836	54.91	45.09
12	1	2017	6	18	4,072	8.89	131	45,808	2,435	1,637	59.80	40.20
5	15	2017	2	17	4,071	8.89	132	45,808	2,380	1,691	58.46	41.54
7	20	2017	5	17	4,071	8.89	133	45,808	2,251	1,820	55.29	44.71
5	25	2017	5	16	4,070	8.88	134	45,808	2,210	1,860	54.30	45.70
6	9	2017	6	16	4,070	8.88	135	45,808	2,188	1,882	53.76	46.24
9	6	2017	4	16	4,069	8.88	136	45,808	2,167	1,902	53.26	46.74
5	5	2017	6	17	4,068	8.88	137	45,808	2,238	1,830	55.01	44.99
6	8	2017	5	17	4,068	8.88	138	45,808	2,238	1,830	55.01	44.99
8	15	2017	3	17	4,067	8.88	139	45,808	2,251	1,816	55.35	44.65
6	13	2017	3	18	4,066	8.88	140	45,808	2,344	1,722	57.65	42.35
4	20	2017	5	17	4,065	8.87	141	45,808	2,277	1,788	56.01	43.99
10	6	2017	6	18	4,065	8.87	142	45,808	2,299	1,766	56.56	43.44
6	16	2017	6	18	4,061	8.87	143	45,808	2,346	1,715	57.77	42.23
9	18	2017	2	18	4,058	8.86	144	45,808	2,472	1,586	60.92	39.08
7	13	2017	5	17	4,056	8.85	145	45,808	2,207	1,849	54.41	45.59
6	27	2017	3	17	4,054	8.85	146	45,808	2,300	1,754	56.73	43.27
4	18	2017	3	17	4,051	8.84	147	45,808	2,377	1,674	58.68	41.32
5	30	2017	3	18	4,051	8.84	148	45,808	2,375	1,676	58.63	41.37
9	6	2017	4	17	4,051	8.84	149	45,808	2,245	1,806	55.42	44.58
8	23	2017	4	18	4,050	8.84	150	45,808	2,259	1,791	55.78	44.22
5	22	2017	2	18	4,049	8.84	151	45,808	2,376	1,673	58.68	41.32
2	14	2017	3	17	4,046	8.83	152	45,808	2,331	1,715	57.61	42.39
2	17	2017	6	16	4,046	8.83	153	45,808	2,147	1,899	53.06	46.94
6	9	2017	6	17	4,046	8.83	154	45,808	2,137	1,909	52.82	47.18
5	31	2017	4	16	4,044	8.83	155	45,808	2,170	1,874	53.66	46.34
10	6	2017	6	16	4,043	8.83	156	45,808	2,131	1,912	52.71	47.29
7	6	2017	5	17	4,039	8.82	157	45,808	2,183	1,856	54.05	45.95
5	17	2017	4	17	4,038	8.82	158	45,808	2,260	1,778	55.97	44.03
1	19	2017	5	17	4,037	8.81	159	45,808	2,151	1,886	53.28	46.72
4	13	2017	5	18	4,037	8.81	160	45,808	2,309	1,728	57.20	42.80
7	26	2017	4	17	4,037	8.81	161	45,808	2,196	1,841	54.40	45.60
4	21	2017	6	18	4,035	8.81	162	45,808	2,232	1,803	55.32	44.68
6	1	2017	5	16	4,035	8.81	163	45,808	2,198	1,837	54.47	45.53
7	28	2017	6	18	4,035	8.81	164	45,808	2,267	1,768	56.18	43.82
6	14	2017	4	16	4,034	8.81	165	45,808	2,151	1,883	53.32	46.68
9	14	2017	5	19	4,032	8.80	166	45,808	2,261	1,771	56.08	43.92
3	23	2017	5	17	4,031	8.80	167	45,808	2,264	1,767	56.16	43.84
5	23	2017	3	16	4,031	8.80	168	45,808	2,152	1,879	53.39	46.61
8	10	2017	5	18	4,029	8.80	169	45,808	2,316	1,713	57.48	42.52

MO	DY	YR	DAY OF WK	HR	HR VOL	PERCENT OF AADT	HOUR NUMBER	AADT	EAST VOLUME	WEST VOLUME	PERCENT EAST IS OF TOTAL VOLUME	PERCENT WEST IS OF TOTAL VOLUME
9	14	2017	5	15	4,028	8.79	170	45,808	2,096	1,932	52.04	47.96
9	25	2017	2	18	4,028	8.79	171	45,808	2,371	1,657	58.86	41.14
8	28	2017	2	18	4,026	8.79	172	45,808	2,275	1,751	56.51	43.49
5	15	2017	2	18	4,025	8.79	173	45,808	2,380	1,645	59.13	40.87
7	6	2017	5	18	4,024	8.78	174	45,808	2,245	1,779	55.79	44.21
9	5	2017	3	16	4,024	8.78	175	45,808	2,075	1,949	51.57	48.43
10	24	2017	3	18	4,022	8.78	176	45,808	2,254	1,768	56.04	43.96
6	27	2017	3	18	4,021	8.78	177	45,808	2,387	1,634	59.36	40.64
11	14	2017	3	17	4,021	8.78	178	45,808	2,261	1,760	56.23	43.77
4	20	2017	5	18	4,018	8.77	179	45,808	2,273	1,745	56.57	43.43
5	10	2017	4	16	4,018	8.77	180	45,808	2,124	1,894	52.86	47.14
6	13	2017	3	16	4,018	8.77	181	45,808	2,138	1,880	53.21	46.79
8	25	2017	6	17	4,018	8.77	182	45,808	2,208	1,810	54.95	45.05
12	7	2017	5	18	4,018	8.77	183	45,808	2,376	1,642	59.13	40.87
10	27	2017	6	16	4,017	8.77	184	45,808	2,091	1,926	52.05	47.95
6	26	2017	2	18	4,016	8.77	185	45,808	2,355	1,661	58.64	41.36
11	1	2017	4	18	4,016	8.77	186	45,808	2,275	1,741	56.65	43.35
7	26	2017	4	18	4,015	8.76	187	45,808	2,230	1,785	55.54	44.46
10	16	2017	2	17	4,015	8.76	188	45,808	2,193	1,822	54.62	45.38
12	5	2017	3	17	4,015	8.76	189	45,808	2,192	1,823	54.60	45.40
5	30	2017	3	17	4,014	8.76	190	45,808	2,315	1,699	57.67	42.33
10	13	2017	6	17	4,014	8.76	191	45,808	2,216	1,798	55.21	44.79
5	24	2017	4	18	4,013	8.76	192	45,808	2,374	1,639	59.16	40.84
1	19	2017	5	16	4,012	8.76	193	45,808	2,059	1,953	51.32	48.68
3	30	2017	5	18	4,012	8.76	194	45,808	2,245	1,767	55.96	44.04
5	4	2017	5	18	4,012	8.76	195	45,808	2,324	1,688	57.93	42.07
7	10	2017	2	18	4,012	8.76	196	45,808	2,313	1,699	57.65	42.35
7	27	2017	5	18	4,012	8.76	197	45,808	2,276	1,736	56.73	43.27
9	9	2017	7	15	4,012	8.76	198	45,808	2,044	1,968	50.95	49.05
8	9	2017	4	17	4,010	8.75	199	45,808	2,194	1,816	54.71	45.29
3	30	2017	5	17	4,009	8.75	200	45,808	2,247	1,762	56.05	43.95



**AADT= 8,064**     
**K 30 FACTOR= 16.56**     
**K 100 FACTOR= 13.96**     
**K 200 FACTOR= 11.14**     
**D 30 FACTOR= 54.31**



MO	DY	YR	DAY OF WK	HR	HR VOL	PERCENT OF AADT	HOUR NUMBER	AADT	EAST VOLUME	WEST VOLUME	PERCENT EAST IS OF TOTAL VOLUME	PERCENT WEST IS OF TOTAL VOLUME
9	10	2017	1	18	1,803	22.36	1	8,064	859	944	47.64	52.36
9	10	2017	1	17	1,756	21.78	2	8,064	836	920	47.61	52.39
9	10	2017	1	16	1,739	21.56	3	8,064	842	897	48.42	51.58
9	10	2017	1	15	1,644	20.39	4	8,064	839	805	51.03	48.97
9	10	2017	1	14	1,621	20.10	5	8,064	803	818	49.54	50.46
9	10	2017	1	13	1,620	20.09	6	8,064	822	798	50.74	49.26
9	10	2017	1	19	1,588	19.69	7	8,064	757	831	47.67	52.33
9	10	2017	1	12	1,583	19.63	8	8,064	829	754	52.37	47.63
9	9	2017	7	16	1,564	19.39	9	8,064	775	789	49.55	50.45
9	16	2017	7	11	1,549	19.21	10	8,064	844	705	54.49	45.51
9	16	2017	7	12	1,526	18.92	11	8,064	868	658	56.88	43.12
9	9	2017	7	13	1,463	18.14	12	8,064	756	707	51.67	48.33
9	9	2017	7	14	1,459	18.09	13	8,064	742	717	50.86	49.14
9	9	2017	7	12	1,443	17.89	14	8,064	742	701	51.42	48.58
9	9	2017	7	15	1,441	17.87	15	8,064	731	710	50.73	49.27
9	14	2017	5	18	1,438	17.83	16	8,064	601	837	41.79	58.21

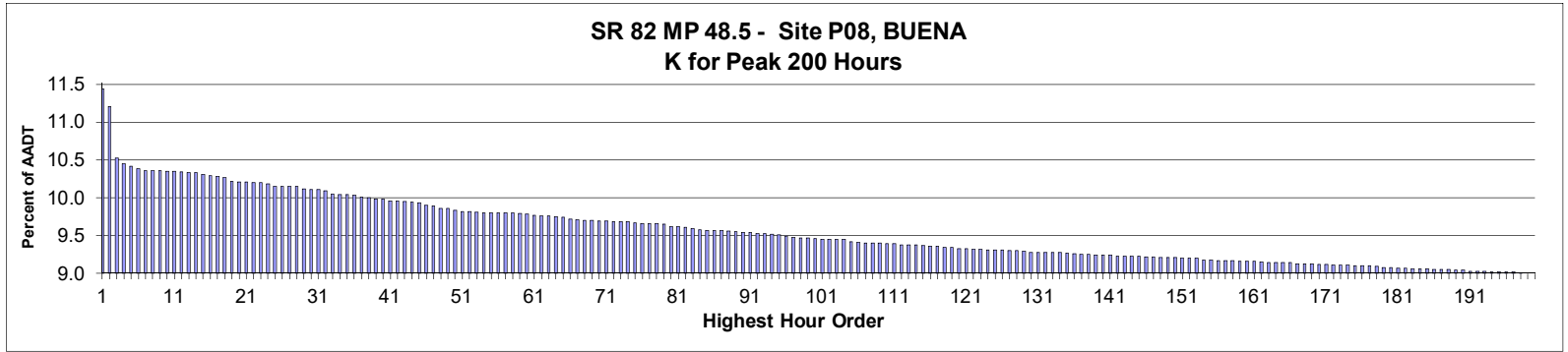
MO	DY	YR	DAY OF WK	HR	HR VOL	PERCENT OF AADT	HOUR NUMBER	AADT	EAST VOLUME	WEST VOLUME	PERCENT IS OF TOTAL VOLUME	PERCENT WEST IS OF TOTAL VOLUME
9	8	2017	6	17	1,430	17.73	17	8,064	656	774	45.87	54.13
9	10	2017	1	20	1,430	17.73	18	8,064	583	847	40.77	59.23
9	14	2017	5	16	1,416	17.56	19	8,064	658	758	46.47	53.53
9	8	2017	6	15	1,413	17.52	20	8,064	707	706	50.04	49.96
9	4	2017	2	20	1,412	17.51	21	8,064	796	616	56.37	43.63
9	9	2017	7	17	1,410	17.49	22	8,064	695	715	49.29	50.71
9	4	2017	2	21	1,402	17.39	23	8,064	632	770	45.08	54.92
9	8	2017	6	14	1,398	17.34	24	8,064	676	722	48.35	51.65
9	14	2017	5	14	1,391	17.25	25	8,064	687	704	49.39	50.61
9	8	2017	6	16	1,390	17.24	26	8,064	687	703	49.42	50.58
9	22	2017	6	17	1,373	17.03	27	8,064	911	462	66.35	33.65
9	14	2017	5	15	1,354	16.79	28	8,064	647	707	47.78	52.22
9	10	2017	1	11	1,352	16.77	29	8,064	730	622	53.99	46.01
9	8	2017	6	18	1,335	16.56	30	8,064	610	725	45.69	54.31
9	16	2017	7	10	1,335	16.56	31	8,064	756	579	56.63	43.37
9	14	2017	5	13	1,334	16.54	32	8,064	720	614	53.97	46.03
9	13	2017	4	16	1,331	16.51	33	8,064	614	717	46.13	53.87
9	17	2017	1	15	1,330	16.49	34	8,064	977	353	73.46	26.54
9	23	2017	7	13	1,327	16.46	35	8,064	977	350	73.62	26.38
9	23	2017	7	12	1,324	16.42	36	8,064	1,044	280	78.85	21.15
9	23	2017	7	14	1,315	16.31	37	8,064	992	323	75.44	24.56
9	13	2017	4	17	1,299	16.11	38	8,064	574	725	44.19	55.81
9	17	2017	1	14	1,299	16.11	39	8,064	966	333	74.36	25.64
9	9	2017	7	18	1,294	16.05	40	8,064	562	732	43.43	56.57
9	11	2017	2	15	1,293	16.03	41	8,064	583	710	45.09	54.91
9	11	2017	2	14	1,290	16.00	42	8,064	657	633	50.93	49.07
9	17	2017	1	17	1,285	15.94	43	8,064	895	390	69.65	30.35
9	8	2017	6	19	1,283	15.91	44	8,064	580	703	45.21	54.79
9	13	2017	4	18	1,279	15.86	45	8,064	565	714	44.18	55.82
9	17	2017	1	16	1,279	15.86	46	8,064	953	326	74.51	25.49
9	14	2017	5	17	1,276	15.82	47	8,064	713	563	55.88	44.12
9	8	2017	6	12	1,270	15.75	48	8,064	646	624	50.87	49.13
9	16	2017	7	13	1,270	15.75	49	8,064	892	378	70.24	29.76
9	13	2017	4	15	1,264	15.67	50	8,064	614	650	48.58	51.42
9	14	2017	5	12	1,263	15.66	51	8,064	691	572	54.71	45.29
9	11	2017	2	16	1,262	15.65	52	8,064	611	651	48.42	51.58
9	8	2017	6	13	1,257	15.59	53	8,064	634	623	50.44	49.56
9	17	2017	1	18	1,251	15.51	54	8,064	934	317	74.66	25.34
9	22	2017	6	15	1,248	15.48	55	8,064	876	372	70.19	29.81
9	17	2017	1	13	1,246	15.45	56	8,064	906	340	72.71	27.29
9	15	2017	6	15	1,243	15.41	57	8,064	908	335	73.05	26.95
9	13	2017	4	14	1,242	15.40	58	8,064	675	567	54.35	45.65
9	23	2017	7	11	1,241	15.39	59	8,064	958	283	77.20	22.80
9	12	2017	3	17	1,240	15.38	60	8,064	589	651	47.50	52.50
9	14	2017	5	19	1,238	15.35	61	8,064	618	620	49.92	50.08
9	11	2017	2	12	1,237	15.34	62	8,064	640	597	51.74	48.26
9	12	2017	3	16	1,234	15.30	63	8,064	552	682	44.73	55.27
9	10	2017	1	21	1,232	15.28	64	8,064	496	736	40.26	59.74
5	29	2017	2	18	1,227	15.22	65	8,064	192	1,035	15.65	84.35
9	5	2017	3	11	1,217	15.09	66	8,064	588	629	48.32	51.68
9	9	2017	7	11	1,212	15.03	67	8,064	648	564	53.47	46.53

MO	DY	YR	DAY OF WK	HR	HR VOL	PERCENT OF AADT	HOUR NUMBER	AADT	EAST VOLUME	WEST VOLUME	PERCENT EAST IS OF TOTAL VOLUME	PERCENT WEST IS OF TOTAL VOLUME
9	11	2017	2	17	1,212	15.03	68	8,064	602	610	49.67	50.33
9	13	2017	4	13	1,209	14.99	69	8,064	624	585	51.61	48.39
9	22	2017	6	14	1,208	14.98	70	8,064	902	306	74.67	25.33
9	15	2017	6	17	1,204	14.93	71	8,064	804	400	66.78	33.22
9	22	2017	6	18	1,201	14.89	72	8,064	802	399	66.78	33.22
9	14	2017	5	11	1,198	14.86	73	8,064	662	536	55.26	44.74
9	11	2017	2	18	1,194	14.81	74	8,064	540	654	45.23	54.77
9	8	2017	6	11	1,192	14.78	75	8,064	627	565	52.60	47.40
9	17	2017	1	12	1,192	14.78	76	8,064	879	313	73.74	26.26
9	22	2017	6	16	1,192	14.78	77	8,064	810	382	67.95	32.05
9	11	2017	2	13	1,190	14.76	78	8,064	588	602	49.41	50.59
9	8	2017	6	20	1,186	14.71	79	8,064	628	558	52.95	47.05
9	22	2017	6	13	1,181	14.65	80	8,064	890	291	75.36	24.64
9	14	2017	5	10	1,179	14.62	81	8,064	672	507	57.00	43.00
9	5	2017	3	12	1,177	14.60	82	8,064	570	607	48.43	51.57
9	16	2017	7	14	1,176	14.58	83	8,064	821	355	69.81	30.19
9	12	2017	3	12	1,173	14.55	84	8,064	612	561	52.17	47.83
9	15	2017	6	18	1,165	14.45	85	8,064	789	376	67.73	32.27
9	12	2017	3	15	1,163	14.42	86	8,064	563	600	48.41	51.59
9	15	2017	6	14	1,163	14.42	87	8,064	866	297	74.46	25.54
9	4	2017	2	22	1,161	14.40	88	8,064	399	762	34.37	65.63
9	23	2017	7	15	1,161	14.40	89	8,064	782	379	67.36	32.64
9	15	2017	6	12	1,150	14.26	90	8,064	843	307	73.30	26.70
9	22	2017	6	12	1,148	14.24	91	8,064	896	252	78.05	21.95
9	15	2017	6	16	1,147	14.22	92	8,064	764	383	66.61	33.39
9	7	2017	5	17	1,146	14.21	93	8,064	542	604	47.29	52.71
9	12	2017	3	13	1,142	14.16	94	8,064	568	574	49.74	50.26
9	16	2017	7	16	1,141	14.15	95	8,064	801	340	70.20	29.80
9	11	2017	2	11	1,139	14.12	96	8,064	615	524	53.99	46.01
9	15	2017	6	11	1,136	14.09	97	8,064	829	307	72.98	27.02
9	15	2017	6	13	1,133	14.05	98	8,064	826	307	72.90	27.10
9	16	2017	7	9	1,127	13.98	99	8,064	684	443	60.69	39.31
9	11	2017	2	19	1,126	13.96	100	8,064	554	572	49.20	50.80
9	16	2017	7	15	1,125	13.95	101	8,064	764	361	67.91	32.09
9	12	2017	3	14	1,124	13.94	102	8,064	580	544	51.60	48.40
9	9	2017	7	19	1,123	13.93	103	8,064	474	649	42.21	57.79
9	13	2017	4	12	1,123	13.93	104	8,064	613	510	54.59	45.41
9	12	2017	3	18	1,122	13.91	105	8,064	494	628	44.03	55.97
7	29	2017	7	18	1,121	13.90	106	8,064	275	846	24.53	75.47
9	7	2017	5	15	1,121	13.90	107	8,064	528	593	47.10	52.90
9	5	2017	3	13	1,119	13.88	108	8,064	549	570	49.06	50.94
9	5	2017	3	15	1,117	13.85	109	8,064	503	614	45.03	54.97
9	13	2017	4	19	1,112	13.79	110	8,064	545	567	49.01	50.99
9	23	2017	7	10	1,112	13.79	111	8,064	902	210	81.12	18.88
5	29	2017	2	19	1,111	13.78	112	8,064	148	963	13.32	86.68
9	7	2017	5	16	1,103	13.68	113	8,064	530	573	48.05	51.95
9	5	2017	3	14	1,098	13.62	114	8,064	485	613	44.17	55.83
9	13	2017	4	11	1,097	13.60	115	8,064	580	517	52.87	47.13
9	5	2017	3	21	1,087	13.48	116	8,064	500	587	46.00	54.00
9	22	2017	6	11	1,085	13.45	117	8,064	825	260	76.04	23.96
9	12	2017	3	19	1,083	13.43	118	8,064	496	587	45.80	54.20

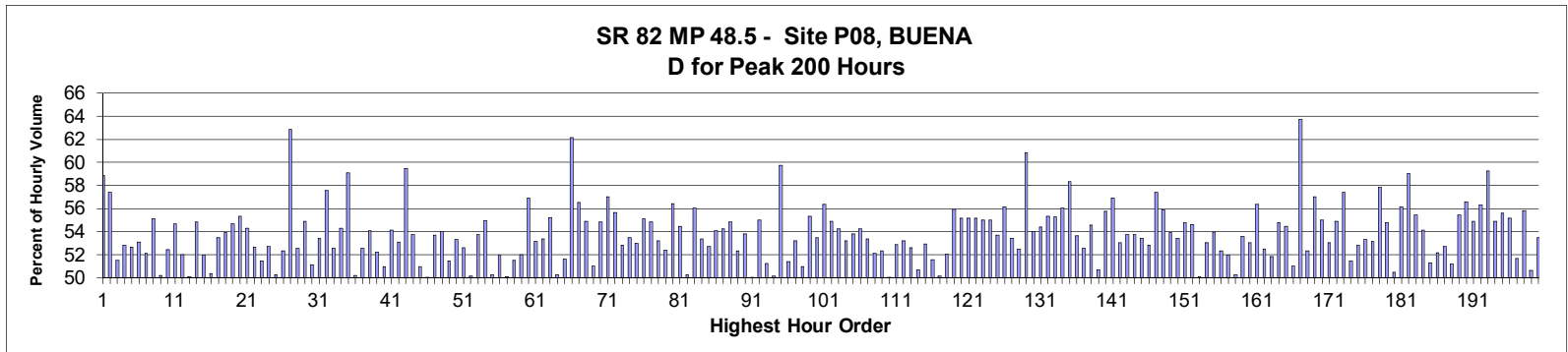


MO	DY	YR	DAY OF WK	HR	HR VOL	PERCENT OF AADT	HOUR NUMBER	AADT	EAST VOLUME	WEST VOLUME	PERCENT EAST IS OF TOTAL VOLUME	PERCENT WEST IS OF TOTAL VOLUME
9	7	2017	5	14	1,081	13.41	119	8,064	524	557	48.47	51.53
9	9	2017	7	10	1,080	13.39	120	8,064	535	545	49.54	50.46
5	29	2017	2	17	1,075	13.33	121	8,064	240	835	22.33	77.67
9	21	2017	5	17	1,073	13.31	122	8,064	684	389	63.75	36.25
9	22	2017	6	19	1,073	13.31	123	8,064	768	305	71.58	28.42
9	12	2017	3	11	1,062	13.17	124	8,064	558	504	52.54	47.46
9	14	2017	5	20	1,059	13.13	125	8,064	556	503	52.50	47.50
9	17	2017	1	11	1,056	13.10	126	8,064	797	259	75.47	24.53
9	7	2017	5	13	1,055	13.08	127	8,064	528	527	50.05	49.95
9	5	2017	3	16	1,054	13.07	128	8,064	460	594	43.64	56.36
9	5	2017	3	10	1,052	13.05	129	8,064	534	518	50.76	49.24
9	16	2017	7	17	1,052	13.05	130	8,064	710	342	67.49	32.51
9	11	2017	2	10	1,050	13.02	131	8,064	597	453	56.86	43.14
9	7	2017	5	18	1,047	12.98	132	8,064	496	551	47.37	52.63
9	15	2017	6	19	1,040	12.90	133	8,064	760	280	73.08	26.92
9	10	2017	1	10	1,025	12.71	134	8,064	583	442	56.88	43.12
9	13	2017	4	10	1,025	12.71	135	8,064	527	498	51.41	48.59
9	13	2017	4	20	1,024	12.70	136	8,064	511	513	49.90	50.10
9	21	2017	5	16	1,018	12.62	137	8,064	687	331	67.49	32.51
9	14	2017	5	9	1,010	12.52	138	8,064	548	462	54.26	45.74
9	23	2017	7	16	999	12.39	139	8,064	571	428	57.16	42.84
9	21	2017	5	14	995	12.34	140	8,064	707	288	71.06	28.94
5	29	2017	2	16	991	12.29	141	8,064	295	696	29.77	70.23
9	18	2017	2	16	987	12.24	142	8,064	697	290	70.62	29.38
9	21	2017	5	15	983	12.19	143	8,064	709	274	72.13	27.87
9	21	2017	5	13	980	12.15	144	8,064	727	253	74.18	25.82
9	22	2017	6	10	969	12.02	145	8,064	756	213	78.02	21.98
9	7	2017	5	19	967	11.99	146	8,064	473	494	48.91	51.09
9	15	2017	6	10	967	11.99	147	8,064	733	234	75.80	24.20
9	17	2017	1	19	963	11.94	148	8,064	732	231	76.01	23.99
9	6	2017	4	16	961	11.92	149	8,064	453	508	47.14	52.86
9	4	2017	2	23	960	11.90	150	8,064	267	693	27.81	72.19
10	15	2017	1	17	960	11.90	151	8,064	244	716	25.42	74.58
9	11	2017	2	9	959	11.89	152	8,064	521	438	54.33	45.67
9	8	2017	6	10	955	11.84	153	8,064	514	441	53.82	46.18
9	24	2017	1	18	954	11.83	154	8,064	327	627	34.28	65.72
9	12	2017	3	10	952	11.81	155	8,064	455	497	47.79	52.21
5	29	2017	2	13	950	11.78	156	8,064	426	524	44.84	55.16
9	11	2017	2	8	950	11.78	157	8,064	483	467	50.84	49.16
9	7	2017	5	12	949	11.77	158	8,064	473	476	49.84	50.16
9	16	2017	7	18	949	11.77	159	8,064	625	324	65.86	34.14
9	5	2017	3	17	948	11.76	160	8,064	389	559	41.03	58.97
9	15	2017	6	20	948	11.76	161	8,064	757	191	79.85	20.15
9	6	2017	4	18	945	11.72	162	8,064	439	506	46.46	53.54
9	22	2017	6	20	941	11.67	163	8,064	682	259	72.48	27.52
9	18	2017	2	15	940	11.66	164	8,064	704	236	74.89	25.11
9	9	2017	7	20	939	11.64	165	8,064	424	515	45.15	54.85
9	13	2017	4	9	939	11.64	166	8,064	496	443	52.82	47.18
9	18	2017	2	12	938	11.63	167	8,064	675	263	71.96	28.04
9	20	2017	4	16	938	11.63	168	8,064	627	311	66.84	33.16
9	8	2017	6	21	937	11.62	169	8,064	499	438	53.26	46.74

MO	DY	YR	DAY OF WK	HR	HR VOL	PERCENT OF AADT	HOUR NUMBER	AADT	EAST VOLUME	WEST VOLUME	PERCENT EAST IS OF TOTAL VOLUME	PERCENT WEST IS OF TOTAL VOLUME
9	20	2017	4	13	937	11.62	170	8,064	686	251	73.21	26.79
9	6	2017	4	17	936	11.61	171	8,064	450	486	48.08	51.92
9	21	2017	5	18	936	11.61	172	8,064	600	336	64.10	35.90
5	29	2017	2	14	935	11.59	173	8,064	360	575	38.50	61.50
9	19	2017	3	16	935	11.59	174	8,064	646	289	69.09	30.91
10	6	2017	6	16	935	11.59	175	8,064	422	513	45.13	54.87
9	24	2017	1	16	934	11.58	176	8,064	427	507	45.72	54.28
9	6	2017	4	14	933	11.57	177	8,064	487	446	52.20	47.80
10	15	2017	1	16	927	11.50	178	8,064	285	642	30.74	69.26
10	15	2017	1	18	927	11.50	179	8,064	234	693	25.24	74.76
9	5	2017	3	18	926	11.48	180	8,064	393	533	42.44	57.56
9	23	2017	7	17	926	11.48	181	8,064	456	470	49.24	50.76
5	26	2017	6	17	925	11.47	182	8,064	436	489	47.14	52.86
9	19	2017	3	17	925	11.47	183	8,064	595	330	64.32	35.68
8	5	2017	7	14	921	11.42	184	8,064	582	339	63.19	36.81
9	24	2017	1	14	921	11.42	185	8,064	523	398	56.79	43.21
5	21	2017	1	14	920	11.41	186	8,064	397	523	43.15	56.85
8	5	2017	7	16	919	11.40	187	8,064	524	395	57.02	42.98
9	11	2017	2	20	918	11.38	188	8,064	461	457	50.22	49.78
9	12	2017	3	9	914	11.33	189	8,064	479	435	52.41	47.59
9	18	2017	2	17	914	11.33	190	8,064	613	301	67.07	32.93
4	21	2017	6	16	906	11.24	191	8,064	463	443	51.10	48.90
9	4	2017	2	19	906	11.24	192	8,064	455	451	50.22	49.78
9	6	2017	4	12	905	11.22	193	8,064	422	483	46.63	53.37
9	14	2017	5	8	905	11.22	194	8,064	479	426	52.93	47.07
9	21	2017	5	11	903	11.20	195	8,064	702	201	77.74	22.26
10	6	2017	6	17	903	11.20	196	8,064	412	491	45.63	54.37
11	22	2017	4	16	901	11.17	197	8,064	426	475	47.28	52.72
9	20	2017	4	17	900	11.16	198	8,064	582	318	64.67	35.33
5	29	2017	2	15	899	11.15	199	8,064	299	600	33.26	66.74
6	18	2017	1	17	898	11.14	200	8,064	296	602	32.96	67.04



**AADT=** 27,125     
**K 30 FACTOR=** 10.09     
**K 100 FACTOR=** 9.44     
**K 200 FACTOR=** 8.98     
**D 30 FACTOR=** 51.10



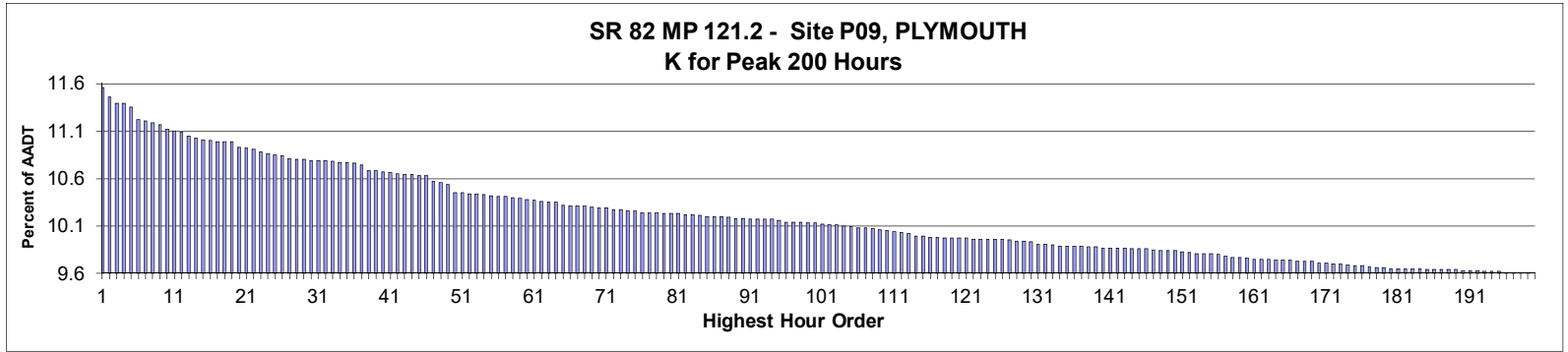
MO	DY	YR	DAY OF WK	HR	HR VOL	PERCENT OF AADT	HOUR NUMBER	AADT	EAST VOLUME	WEST VOLUME	PERCENT EAST IS OF TOTAL VOLUME	PERCENT WEST IS OF TOTAL VOLUME
8	21	2017	2	18	3,099	11.42	1	27,125	1,275	1,824	41.14	58.86
8	21	2017	2	17	3,034	11.19	2	27,125	1,293	1,741	42.62	57.38
10	6	2017	6	18	2,847	10.50	3	27,125	1,467	1,380	51.53	48.47
9	22	2017	6	17	2,828	10.43	4	27,125	1,493	1,335	52.79	47.21
9	1	2017	6	18	2,822	10.40	5	27,125	1,486	1,336	52.66	47.34
10	6	2017	6	17	2,810	10.36	6	27,125	1,492	1,318	53.10	46.90
10	27	2017	6	17	2,806	10.34	7	27,125	1,462	1,344	52.10	47.90
10	13	2017	6	17	2,805	10.34	8	27,125	1,546	1,259	55.12	44.88
9	1	2017	6	17	2,804	10.34	9	27,125	1,407	1,397	50.18	49.82
9	15	2017	6	17	2,803	10.33	10	27,125	1,469	1,334	52.41	47.59
10	20	2017	6	17	2,801	10.33	11	27,125	1,531	1,270	54.66	45.34
9	29	2017	6	18	2,799	10.32	12	27,125	1,456	1,343	52.02	47.98
9	1	2017	6	16	2,797	10.31	13	27,125	1,401	1,396	50.09	49.91
9	22	2017	6	18	2,797	10.31	14	27,125	1,534	1,263	54.84	45.16
9	29	2017	6	17	2,791	10.29	15	27,125	1,449	1,342	51.92	48.08
6	9	2017	6	16	2,785	10.27	16	27,125	1,382	1,403	49.62	50.38

MO	DY	YR	DAY OF WK	HR	HR VOL	PERCENT OF AADT	HOUR NUMBER	AADT	EAST VOLUME	WEST VOLUME	PERCENT EAST IS OF TOTAL VOLUME	PERCENT WEST IS OF TOTAL VOLUME
9	15	2017	6	18	2,783	10.26	17	27,125	1,488	1,295	53.47	46.53
6	30	2017	6	17	2,781	10.25	18	27,125	1,499	1,282	53.90	46.10
6	16	2017	6	17	2,767	10.20	19	27,125	1,513	1,254	54.68	45.32
4	28	2017	6	18	2,765	10.19	20	27,125	1,529	1,236	55.30	44.70
10	27	2017	6	18	2,765	10.19	21	27,125	1,501	1,264	54.29	45.71
9	8	2017	6	17	2,761	10.18	22	27,125	1,453	1,308	52.63	47.37
5	12	2017	6	18	2,760	10.18	23	27,125	1,420	1,340	51.45	48.55
5	5	2017	6	18	2,756	10.16	24	27,125	1,452	1,304	52.69	47.31
5	12	2017	6	17	2,748	10.13	25	27,125	1,367	1,381	49.75	50.25
6	2	2017	6	17	2,748	10.13	26	27,125	1,438	1,310	52.33	47.67
8	20	2017	1	16	2,748	10.13	27	27,125	1,728	1,020	62.88	37.12
6	30	2017	6	16	2,747	10.13	28	27,125	1,304	1,443	47.47	52.53
4	28	2017	6	17	2,739	10.10	29	27,125	1,504	1,235	54.91	45.09
9	29	2017	6	16	2,738	10.09	30	27,125	1,399	1,339	51.10	48.90
10	13	2017	6	18	2,736	10.09	31	27,125	1,462	1,274	53.44	46.56
11	22	2017	4	18	2,731	10.07	32	27,125	1,572	1,159	57.56	42.44
9	22	2017	6	16	2,720	10.03	33	27,125	1,430	1,290	52.57	47.43
6	9	2017	6	18	2,718	10.02	34	27,125	1,475	1,243	54.27	45.73
8	20	2017	1	15	2,717	10.02	35	27,125	1,605	1,112	59.07	40.93
6	16	2017	6	16	2,714	10.01	36	27,125	1,363	1,351	50.22	49.78
5	26	2017	6	16	2,711	9.99	37	27,125	1,286	1,425	47.44	52.56
6	30	2017	6	18	2,708	9.98	38	27,125	1,464	1,244	54.06	45.94
6	30	2017	6	15	2,702	9.96	39	27,125	1,291	1,411	47.78	52.22
10	6	2017	6	16	2,701	9.96	40	27,125	1,376	1,325	50.94	49.06
6	2	2017	6	18	2,696	9.94	41	27,125	1,459	1,237	54.12	45.88
11	3	2017	6	17	2,695	9.94	42	27,125	1,431	1,264	53.10	46.90
8	20	2017	1	14	2,694	9.93	43	27,125	1,603	1,091	59.50	40.50
10	20	2017	6	16	2,690	9.92	44	27,125	1,446	1,244	53.75	46.25
5	19	2017	6	17	2,688	9.91	45	27,125	1,370	1,318	50.97	49.03
4	14	2017	6	16	2,681	9.88	46	27,125	1,341	1,340	50.02	49.98
4	21	2017	6	18	2,678	9.87	47	27,125	1,438	1,240	53.70	46.30
8	18	2017	6	16	2,669	9.84	48	27,125	1,442	1,227	54.03	45.97
10	27	2017	6	16	2,668	9.84	49	27,125	1,373	1,295	51.46	48.54
4	14	2017	6	17	2,661	9.81	50	27,125	1,418	1,243	53.29	46.71
5	26	2017	6	18	2,659	9.80	51	27,125	1,399	1,260	52.61	47.39
9	8	2017	6	16	2,659	9.80	52	27,125	1,334	1,325	50.17	49.83
8	22	2017	3	17	2,655	9.79	53	27,125	1,228	1,427	46.25	53.75
3	31	2017	6	17	2,654	9.78	54	27,125	1,459	1,195	54.97	45.03
8	25	2017	6	17	2,654	9.78	55	27,125	1,334	1,320	50.26	49.74
6	9	2017	6	17	2,653	9.78	56	27,125	1,378	1,275	51.94	48.06
8	25	2017	6	16	2,653	9.78	57	27,125	1,329	1,324	50.09	49.91
11	22	2017	4	16	2,653	9.78	58	27,125	1,367	1,286	51.53	48.47
4	21	2017	6	17	2,649	9.77	59	27,125	1,377	1,272	51.98	48.02
10	20	2017	6	18	2,647	9.76	60	27,125	1,507	1,140	56.93	43.07
3	24	2017	6	16	2,644	9.75	61	27,125	1,405	1,239	53.14	46.86
6	16	2017	6	18	2,641	9.74	62	27,125	1,409	1,232	53.35	46.65
8	18	2017	6	18	2,641	9.74	63	27,125	1,458	1,183	55.21	44.79
5	19	2017	6	18	2,638	9.73	64	27,125	1,312	1,326	49.73	50.27
9	28	2017	5	18	2,636	9.72	65	27,125	1,360	1,276	51.59	48.41
8	21	2017	2	16	2,630	9.70	66	27,125	996	1,634	37.87	62.13
8	18	2017	6	17	2,629	9.69	67	27,125	1,486	1,143	56.52	43.48

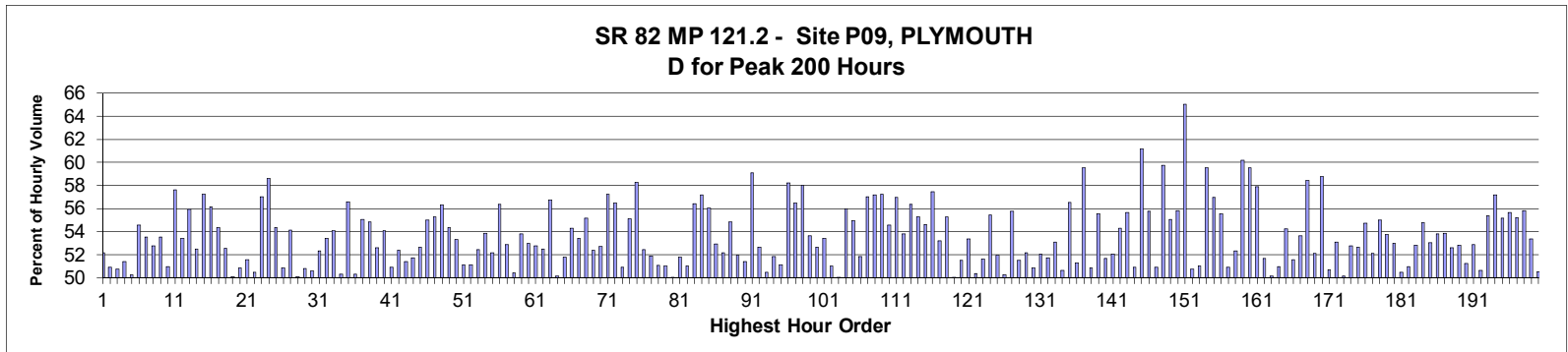
MO	DY	YR	DAY OF WK	HR	HR VOL	PERCENT OF AADT	HOUR NUMBER	AADT	EAST VOLUME	WEST VOLUME	PERCENT EAST IS OF TOTAL VOLUME	PERCENT WEST IS OF TOTAL VOLUME
5	5	2017	6	17	2,626	9.68	68	27,125	1,442	1,184	54.91	45.09
5	25	2017	5	17	2,626	9.68	69	27,125	1,340	1,286	51.03	48.97
11	3	2017	6	18	2,622	9.67	70	27,125	1,437	1,185	54.81	45.19
11	22	2017	4	17	2,622	9.67	71	27,125	1,495	1,127	57.02	42.98
11	3	2017	6	16	2,621	9.66	72	27,125	1,458	1,163	55.63	44.37
4	14	2017	6	18	2,619	9.66	73	27,125	1,383	1,236	52.81	47.19
9	8	2017	6	18	2,619	9.66	74	27,125	1,400	1,219	53.46	46.54
9	15	2017	6	16	2,617	9.65	75	27,125	1,386	1,231	52.96	47.04
8	22	2017	3	16	2,615	9.64	76	27,125	1,174	1,441	44.89	55.11
3	24	2017	6	17	2,614	9.64	77	27,125	1,434	1,180	54.86	45.14
6	2	2017	6	16	2,614	9.64	78	27,125	1,390	1,224	53.18	46.82
8	22	2017	3	18	2,612	9.63	79	27,125	1,368	1,244	52.37	47.63
8	17	2017	5	18	2,605	9.60	80	27,125	1,470	1,135	56.43	43.57
5	25	2017	5	18	2,603	9.60	81	27,125	1,417	1,186	54.44	45.56
5	12	2017	6	16	2,602	9.59	82	27,125	1,308	1,294	50.27	49.73
5	26	2017	6	19	2,595	9.57	83	27,125	1,141	1,454	43.97	56.03
9	1	2017	6	15	2,593	9.56	84	27,125	1,209	1,384	46.63	53.37
7	21	2017	6	16	2,591	9.55	85	27,125	1,366	1,225	52.72	47.28
9	21	2017	5	16	2,591	9.55	86	27,125	1,401	1,190	54.07	45.93
8	17	2017	5	17	2,590	9.55	87	27,125	1,405	1,185	54.25	45.75
9	14	2017	5	17	2,589	9.54	88	27,125	1,419	1,170	54.81	45.19
8	18	2017	6	15	2,584	9.53	89	27,125	1,352	1,232	52.32	47.68
9	28	2017	5	17	2,583	9.52	90	27,125	1,390	1,193	53.81	46.19
6	23	2017	6	16	2,581	9.52	91	27,125	1,292	1,289	50.06	49.94
7	28	2017	6	18	2,580	9.51	92	27,125	1,419	1,161	55.00	45.00
9	22	2017	6	15	2,579	9.51	93	27,125	1,321	1,258	51.22	48.78
4	28	2017	6	16	2,576	9.50	94	27,125	1,285	1,291	49.88	50.12
6	22	2017	5	18	2,574	9.49	95	27,125	1,538	1,036	59.75	40.25
6	23	2017	6	18	2,568	9.47	96	27,125	1,320	1,248	51.40	48.60
10	19	2017	5	17	2,565	9.46	97	27,125	1,364	1,201	53.18	46.82
6	16	2017	6	15	2,562	9.45	98	27,125	1,257	1,305	49.06	50.94
6	18	2017	1	14	2,562	9.45	99	27,125	1,145	1,417	44.69	55.31
7	28	2017	6	17	2,561	9.44	100	27,125	1,370	1,191	53.49	46.51
3	10	2017	6	18	2,559	9.43	101	27,125	1,443	1,116	56.39	43.61
7	14	2017	6	17	2,559	9.43	102	27,125	1,405	1,154	54.90	45.10
10	13	2017	6	16	2,558	9.43	103	27,125	1,388	1,170	54.26	45.74
2	24	2017	6	17	2,557	9.43	104	27,125	1,360	1,197	53.19	46.81
6	8	2017	5	17	2,550	9.40	105	27,125	1,372	1,178	53.80	46.20
10	5	2017	5	17	2,547	9.39	106	27,125	1,381	1,166	54.22	45.78
7	27	2017	5	18	2,545	9.38	107	27,125	1,358	1,187	53.36	46.64
8	17	2017	5	16	2,544	9.38	108	27,125	1,326	1,218	52.12	47.88
2	17	2017	6	17	2,543	9.38	109	27,125	1,330	1,213	52.30	47.70
5	19	2017	6	16	2,542	9.37	110	27,125	1,270	1,272	49.96	50.04
11	17	2017	6	18	2,541	9.37	111	27,125	1,343	1,198	52.85	47.15
3	31	2017	6	18	2,540	9.36	112	27,125	1,351	1,189	53.19	46.81
5	5	2017	6	16	2,540	9.36	113	27,125	1,336	1,204	52.60	47.40
3	10	2017	6	17	2,538	9.36	114	27,125	1,287	1,251	50.71	49.29
8	24	2017	5	17	2,535	9.35	115	27,125	1,341	1,194	52.90	47.10
8	23	2017	4	17	2,533	9.34	116	27,125	1,306	1,227	51.56	48.44
11	22	2017	4	15	2,533	9.34	117	27,125	1,263	1,270	49.86	50.14
7	28	2017	6	16	2,529	9.32	118	27,125	1,316	1,213	52.04	47.96

MO	DY	YR	DAY OF WK	HR	HR VOL	PERCENT OF AADT	HOUR NUMBER	AADT	EAST VOLUME	WEST VOLUME	PERCENT EAST IS OF TOTAL VOLUME	PERCENT WEST IS OF TOTAL VOLUME
8	24	2017	5	18	2,528	9.32	119	27,125	1,414	1,114	55.93	44.07
7	14	2017	6	18	2,526	9.31	120	27,125	1,393	1,133	55.15	44.85
10	1	2017	1	15	2,524	9.31	121	27,125	1,131	1,393	44.81	55.19
9	21	2017	5	18	2,523	9.30	122	27,125	1,392	1,131	55.17	44.83
9	27	2017	4	17	2,522	9.30	123	27,125	1,387	1,135	55.00	45.00
10	12	2017	5	17	2,521	9.29	124	27,125	1,387	1,134	55.02	44.98
11	9	2017	5	17	2,520	9.29	125	27,125	1,353	1,167	53.69	46.31
9	25	2017	2	17	2,519	9.29	126	27,125	1,415	1,104	56.17	43.83
4	13	2017	5	17	2,517	9.28	127	27,125	1,345	1,172	53.44	46.56
6	15	2017	5	18	2,517	9.28	128	27,125	1,321	1,196	52.48	47.52
8	20	2017	1	17	2,514	9.27	129	27,125	1,529	985	60.82	39.18
8	20	2017	1	13	2,513	9.26	130	27,125	1,358	1,155	54.04	45.96
3	17	2017	6	17	2,512	9.26	131	27,125	1,366	1,146	54.38	45.62
4	27	2017	5	17	2,512	9.26	132	27,125	1,390	1,122	55.33	44.67
6	29	2017	5	18	2,512	9.26	133	27,125	1,389	1,123	55.29	44.71
9	26	2017	3	17	2,512	9.26	134	27,125	1,407	1,105	56.01	43.99
10	1	2017	1	14	2,508	9.25	135	27,125	1,045	1,463	41.67	58.33
8	25	2017	6	18	2,505	9.24	136	27,125	1,343	1,162	53.61	46.39
4	7	2017	6	16	2,504	9.23	137	27,125	1,315	1,189	52.52	47.48
6	30	2017	6	14	2,504	9.23	138	27,125	1,138	1,366	45.45	54.55
7	14	2017	6	15	2,502	9.22	139	27,125	1,234	1,268	49.32	50.68
10	5	2017	5	18	2,501	9.22	140	27,125	1,394	1,107	55.74	44.26
5	26	2017	6	17	2,500	9.22	141	27,125	1,423	1,077	56.92	43.08
7	21	2017	6	17	2,499	9.21	142	27,125	1,326	1,173	53.06	46.94
8	31	2017	5	18	2,499	9.21	143	27,125	1,343	1,156	53.74	46.26
7	21	2017	6	18	2,498	9.21	144	27,125	1,343	1,155	53.76	46.24
6	22	2017	5	17	2,497	9.21	145	27,125	1,334	1,163	53.42	46.58
4	7	2017	6	17	2,496	9.20	146	27,125	1,318	1,178	52.80	47.20
6	25	2017	1	13	2,495	9.20	147	27,125	1,063	1,432	42.61	57.39
4	7	2017	6	18	2,493	9.19	148	27,125	1,393	1,100	55.88	44.12
8	31	2017	5	17	2,493	9.19	149	27,125	1,344	1,149	53.91	46.09
2	24	2017	6	18	2,492	9.19	150	27,125	1,331	1,161	53.41	46.59
2	17	2017	6	18	2,489	9.18	151	27,125	1,363	1,126	54.76	45.24
9	7	2017	5	17	2,489	9.18	152	27,125	1,360	1,129	54.64	45.36
9	28	2017	5	16	2,489	9.18	153	27,125	1,242	1,247	49.90	50.10
12	8	2017	6	18	2,485	9.16	154	27,125	1,318	1,167	53.04	46.96
6	23	2017	6	17	2,484	9.16	155	27,125	1,340	1,144	53.95	46.05
6	1	2017	5	17	2,483	9.15	156	27,125	1,299	1,184	52.32	47.68
6	29	2017	5	16	2,483	9.15	157	27,125	1,290	1,193	51.95	48.05
7	23	2017	1	14	2,481	9.15	158	27,125	1,234	1,247	49.74	50.26
12	15	2017	6	18	2,479	9.14	159	27,125	1,328	1,151	53.57	46.43
7	7	2017	6	18	2,478	9.14	160	27,125	1,314	1,164	53.03	46.97
10	26	2017	5	18	2,478	9.14	161	27,125	1,397	1,081	56.38	43.62
8	4	2017	6	17	2,477	9.13	162	27,125	1,300	1,177	52.48	47.52
5	26	2017	6	15	2,475	9.12	163	27,125	1,283	1,192	51.84	48.16
9	21	2017	5	17	2,475	9.12	164	27,125	1,356	1,119	54.79	45.21
6	25	2017	1	14	2,473	9.12	165	27,125	1,126	1,347	45.53	54.47
6	29	2017	5	17	2,473	9.12	166	27,125	1,262	1,211	51.03	48.97
8	21	2017	2	19	2,472	9.11	167	27,125	897	1,575	36.29	63.71
4	21	2017	6	16	2,471	9.11	168	27,125	1,293	1,178	52.33	47.67
10	12	2017	5	18	2,470	9.11	169	27,125	1,409	1,061	57.04	42.96

MO	DY	YR	DAY OF WK	HR	HR VOL	PERCENT OF AADT	HOUR NUMBER	AADT	EAST VOLUME	WEST VOLUME	PERCENT EAST IS OF TOTAL VOLUME	PERCENT WEST IS OF TOTAL VOLUME
9	5	2017	3	17	2,469	9.10	170	27,125	1,358	1,111	55.00	45.00
10	18	2017	4	17	2,469	9.10	171	27,125	1,309	1,160	53.02	46.98
9	30	2017	7	15	2,466	9.09	172	27,125	1,113	1,353	45.13	54.87
8	11	2017	6	18	2,465	9.09	173	27,125	1,415	1,050	57.40	42.60
9	15	2017	6	15	2,465	9.09	174	27,125	1,196	1,269	48.52	51.48
11	17	2017	6	17	2,464	9.08	175	27,125	1,302	1,162	52.84	47.16
3	31	2017	6	16	2,463	9.08	176	27,125	1,313	1,150	53.31	46.69
6	14	2017	4	17	2,462	9.08	177	27,125	1,308	1,154	53.13	46.87
8	21	2017	2	15	2,459	9.07	178	27,125	1,037	1,422	42.17	57.83
5	10	2017	4	17	2,458	9.06	179	27,125	1,347	1,111	54.80	45.20
3	17	2017	6	16	2,457	9.06	180	27,125	1,217	1,240	49.53	50.47
7	27	2017	5	17	2,455	9.05	181	27,125	1,378	1,077	56.13	43.87
11	21	2017	3	18	2,455	9.05	182	27,125	1,450	1,005	59.06	40.94
9	12	2017	3	17	2,453	9.04	183	27,125	1,360	1,093	55.44	44.56
4	13	2017	5	18	2,451	9.04	184	27,125	1,326	1,125	54.10	45.90
5	24	2017	4	18	2,451	9.04	185	27,125	1,257	1,194	51.29	48.71
3	3	2017	6	17	2,449	9.03	186	27,125	1,278	1,171	52.18	47.82
5	5	2017	6	15	2,449	9.03	187	27,125	1,291	1,158	52.72	47.28
8	3	2017	5	17	2,449	9.03	188	27,125	1,254	1,195	51.20	48.80
7	7	2017	6	17	2,448	9.02	189	27,125	1,357	1,091	55.43	44.57
7	20	2017	5	18	2,446	9.02	190	27,125	1,384	1,062	56.58	43.42
7	20	2017	5	17	2,445	9.01	191	27,125	1,342	1,103	54.89	45.11
7	1	2017	7	13	2,443	9.01	192	27,125	1,067	1,376	43.68	56.32
10	10	2017	3	17	2,443	9.01	193	27,125	1,448	995	59.27	40.73
7	7	2017	6	16	2,442	9.00	194	27,125	1,340	1,102	54.87	45.13
8	15	2017	3	17	2,441	9.00	195	27,125	1,357	1,084	55.59	44.41
9	13	2017	4	17	2,441	9.00	196	27,125	1,346	1,095	55.14	44.86
6	9	2017	6	15	2,440	9.00	197	27,125	1,261	1,179	51.68	48.32
6	8	2017	5	18	2,439	8.99	198	27,125	1,361	1,078	55.80	44.20
7	14	2017	6	16	2,437	8.98	199	27,125	1,234	1,203	50.64	49.36
10	25	2017	4	17	2,437	8.98	200	27,125	1,303	1,134	53.47	46.53



**AADT= 20,231      K 30 FACTOR= 10.78      K 100 FACTOR= 10.12      K 200 FACTOR= 9.59      D 30 FACTOR= 50.57**



MO	DY	YR	DAY OF WK	HR	HR VOL	PERCENT OF AADT	HOUR NUMBER	AADT	EAST VOLUME	WEST VOLUME	PERCENT EAST IS OF TOTAL VOLUME	PERCENT WEST IS OF TOTAL VOLUME
11	26	2017	1	13	2,337	11.55	1	20,231	1,118	1,219	47.84	52.16
11	26	2017	1	15	2,317	11.45	2	20,231	1,137	1,180	49.07	50.93
7	23	2017	1	14	2,303	11.38	3	20,231	1,135	1,168	49.28	50.72
11	26	2017	1	14	2,303	11.38	4	20,231	1,119	1,184	48.59	51.41
11	22	2017	4	15	2,294	11.34	5	20,231	1,141	1,153	49.74	50.26
6	30	2017	6	17	2,268	11.21	6	20,231	1,031	1,237	45.46	54.54
11	22	2017	4	16	2,265	11.20	7	20,231	1,052	1,213	46.45	53.55
8	13	2017	1	15	2,261	11.18	8	20,231	1,068	1,193	47.24	52.76
7	28	2017	6	17	2,258	11.16	9	20,231	1,050	1,208	46.50	53.50
11	22	2017	4	14	2,247	11.11	10	20,231	1,145	1,102	50.96	49.04
8	20	2017	1	14	2,243	11.09	11	20,231	1,292	951	57.60	42.40
8	13	2017	1	16	2,242	11.08	12	20,231	1,044	1,198	46.57	53.43
8	20	2017	1	13	2,234	11.04	13	20,231	1,249	985	55.91	44.09
6	30	2017	6	14	2,230	11.02	14	20,231	1,060	1,170	47.53	52.47
8	20	2017	1	15	2,225	11.00	15	20,231	1,273	952	57.21	42.79
6	30	2017	6	16	2,224	10.99	16	20,231	975	1,249	43.84	56.16

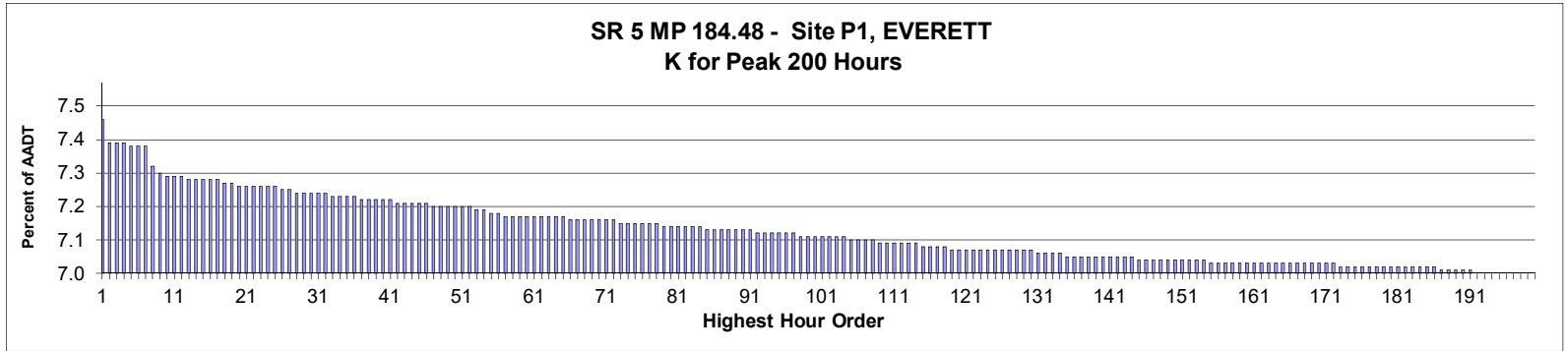


MO	DY	YR	DAY OF WK	HR	HR VOL	PERCENT OF AADT	HOUR NUMBER	AADT	EAST VOLUME	WEST VOLUME	PERCENT EAST IS OF TOTAL VOLUME	PERCENT WEST IS OF TOTAL VOLUME
5	26	2017	6	17	2,222	10.98	17	20,231	1,014	1,208	45.63	54.37
7	23	2017	1	16	2,221	10.98	18	20,231	1,054	1,167	47.46	52.54
7	30	2017	1	14	2,221	10.98	19	20,231	1,108	1,113	49.89	50.11
8	6	2017	1	15	2,210	10.92	20	20,231	1,124	1,086	50.86	49.14
7	28	2017	6	15	2,208	10.91	21	20,231	1,070	1,138	48.46	51.54
8	13	2017	1	14	2,206	10.90	22	20,231	1,093	1,113	49.55	50.45
7	21	2017	6	17	2,200	10.87	23	20,231	946	1,254	43.00	57.00
6	23	2017	6	17	2,195	10.85	24	20,231	909	1,286	41.41	58.59
6	16	2017	6	17	2,193	10.84	25	20,231	1,001	1,192	45.65	54.35
7	30	2017	1	15	2,191	10.83	26	20,231	1,077	1,114	49.16	50.84
11	26	2017	1	16	2,185	10.80	27	20,231	1,003	1,182	45.90	54.10
6	25	2017	1	15	2,183	10.79	28	20,231	1,090	1,093	49.93	50.07
8	6	2017	1	14	2,183	10.79	29	20,231	1,074	1,109	49.20	50.80
7	23	2017	1	15	2,181	10.78	30	20,231	1,103	1,078	50.57	49.43
6	25	2017	1	14	2,180	10.78	31	20,231	1,039	1,141	47.66	52.34
9	1	2017	6	17	2,180	10.78	32	20,231	1,015	1,165	46.56	53.44
6	30	2017	6	15	2,178	10.77	33	20,231	1,000	1,178	45.91	54.09
8	27	2017	1	16	2,177	10.76	34	20,231	1,082	1,095	49.70	50.30
5	29	2017	2	15	2,176	10.76	35	20,231	945	1,231	43.43	56.57
11	22	2017	4	13	2,174	10.75	36	20,231	1,080	1,094	49.68	50.32
5	29	2017	2	14	2,170	10.73	37	20,231	975	1,195	44.93	55.07
8	18	2017	6	15	2,158	10.67	38	20,231	1,183	975	54.82	45.18
9	4	2017	2	15	2,158	10.67	39	20,231	1,023	1,135	47.41	52.59
8	6	2017	1	16	2,156	10.66	40	20,231	990	1,166	45.92	54.08
7	16	2017	1	15	2,155	10.65	41	20,231	1,058	1,097	49.10	50.90
8	13	2017	1	17	2,153	10.64	42	20,231	1,025	1,128	47.61	52.39
3	31	2017	6	17	2,151	10.63	43	20,231	1,045	1,106	48.58	51.42
9	4	2017	2	14	2,151	10.63	44	20,231	1,039	1,112	48.30	51.70
7	1	2017	7	13	2,149	10.62	45	20,231	1,017	1,132	47.32	52.68
8	4	2017	6	17	2,148	10.62	46	20,231	967	1,181	45.02	54.98
9	1	2017	6	16	2,137	10.56	47	20,231	956	1,181	44.74	55.26
7	5	2017	4	17	2,135	10.55	48	20,231	933	1,202	43.70	56.30
9	4	2017	2	16	2,130	10.53	49	20,231	972	1,158	45.63	54.37
7	30	2017	1	13	2,113	10.44	50	20,231	987	1,126	46.71	53.29
8	17	2017	5	15	2,112	10.44	51	20,231	1,080	1,032	51.14	48.86
7	16	2017	1	17	2,111	10.43	52	20,231	1,079	1,032	51.11	48.89
7	9	2017	1	14	2,110	10.43	53	20,231	1,003	1,107	47.54	52.46
8	4	2017	6	16	2,109	10.42	54	20,231	973	1,136	46.14	53.86
7	14	2017	6	17	2,106	10.41	55	20,231	1,007	1,099	47.82	52.18
6	9	2017	6	17	2,105	10.40	56	20,231	919	1,186	43.66	56.34
8	18	2017	6	17	2,104	10.40	57	20,231	992	1,112	47.15	52.85
8	27	2017	1	15	2,103	10.39	58	20,231	1,043	1,060	49.60	50.40
6	30	2017	6	13	2,099	10.38	59	20,231	970	1,129	46.21	53.79
4	9	2017	1	16	2,098	10.37	60	20,231	986	1,112	47.00	53.00
8	11	2017	6	17	2,096	10.36	61	20,231	990	1,106	47.23	52.77
8	6	2017	1	17	2,093	10.35	62	20,231	994	1,099	47.49	52.51
6	2	2017	6	17	2,091	10.34	63	20,231	905	1,186	43.28	56.72
7	9	2017	1	15	2,091	10.34	64	20,231	1,049	1,042	50.17	49.83
8	18	2017	6	16	2,086	10.31	65	20,231	1,006	1,080	48.23	51.77
7	16	2017	1	14	2,084	10.30	66	20,231	953	1,131	45.73	54.27
6	30	2017	6	18	2,083	10.30	67	20,231	970	1,113	46.57	53.43

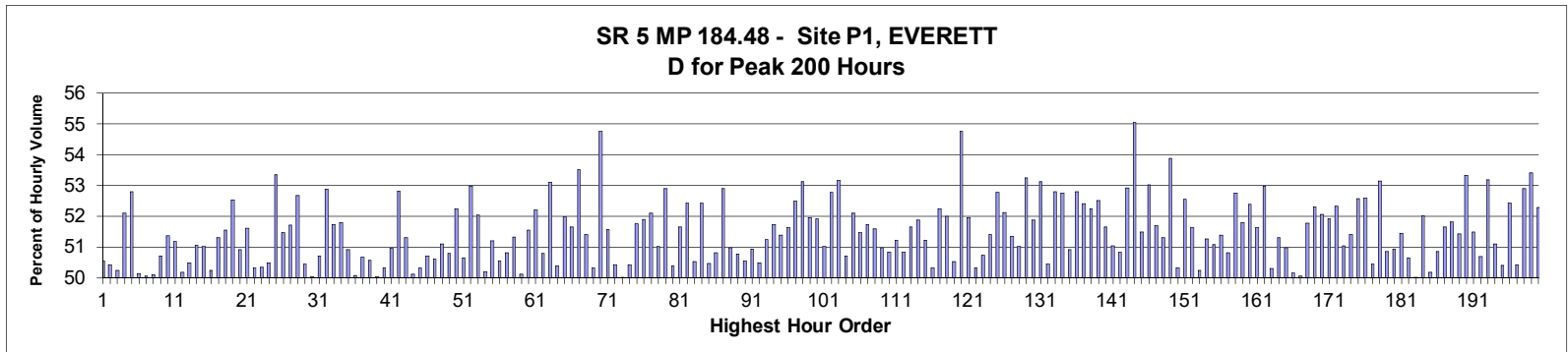
MO	DY	YR	DAY OF WK	HR	HR VOL	PERCENT OF AADT	HOUR NUMBER	AADT	EAST VOLUME	WEST VOLUME	PERCENT EAST IS OF TOTAL VOLUME	PERCENT WEST IS OF TOTAL VOLUME
8	18	2017	6	14	2,083	10.30	68	20,231	1,149	934	55.16	44.84
7	14	2017	6	16	2,082	10.29	69	20,231	991	1,091	47.60	52.40
5	26	2017	6	16	2,080	10.28	70	20,231	984	1,096	47.31	52.69
8	20	2017	1	16	2,080	10.28	71	20,231	1,191	889	57.26	42.74
5	12	2017	6	17	2,076	10.26	72	20,231	903	1,173	43.50	56.50
6	18	2017	1	15	2,076	10.26	73	20,231	1,019	1,057	49.08	50.92
7	14	2017	6	18	2,074	10.25	74	20,231	931	1,143	44.89	55.11
7	20	2017	5	17	2,074	10.25	75	20,231	865	1,209	41.71	58.29
8	27	2017	1	14	2,070	10.23	76	20,231	985	1,085	47.58	52.42
7	14	2017	6	15	2,069	10.23	77	20,231	995	1,074	48.09	51.91
8	11	2017	6	14	2,069	10.23	78	20,231	1,012	1,057	48.91	51.09
7	28	2017	6	16	2,068	10.22	79	20,231	1,013	1,055	48.98	51.02
6	25	2017	1	16	2,067	10.22	80	20,231	1,034	1,033	50.02	49.98
7	9	2017	1	16	2,067	10.22	81	20,231	997	1,070	48.23	51.77
8	11	2017	6	15	2,066	10.21	82	20,231	1,054	1,012	51.02	48.98
8	25	2017	6	17	2,066	10.21	83	20,231	900	1,166	43.56	56.44
8	19	2017	7	15	2,063	10.20	84	20,231	1,180	883	57.20	42.80
4	9	2017	1	15	2,062	10.19	85	20,231	907	1,155	43.99	56.01
7	1	2017	7	12	2,062	10.19	86	20,231	971	1,091	47.09	52.91
8	11	2017	6	16	2,062	10.19	87	20,231	986	1,076	47.82	52.18
5	29	2017	2	16	2,059	10.18	88	20,231	930	1,129	45.17	54.83
7	23	2017	1	13	2,057	10.17	89	20,231	989	1,068	48.08	51.92
9	1	2017	6	18	2,057	10.17	90	20,231	1,000	1,057	48.61	51.39
6	29	2017	5	17	2,056	10.16	91	20,231	841	1,215	40.90	59.10
8	6	2017	1	13	2,056	10.16	92	20,231	974	1,082	47.37	52.63
5	26	2017	6	15	2,055	10.16	93	20,231	1,018	1,037	49.54	50.46
7	30	2017	1	16	2,055	10.16	94	20,231	1,065	990	51.82	48.18
7	7	2017	6	16	2,054	10.15	95	20,231	1,004	1,050	48.88	51.12
7	7	2017	6	17	2,050	10.13	96	20,231	857	1,193	41.80	58.20
7	16	2017	1	13	2,050	10.13	97	20,231	892	1,158	43.51	56.49
11	26	2017	1	17	2,049	10.13	98	20,231	861	1,188	42.02	57.98
7	30	2017	1	17	2,048	10.12	99	20,231	950	1,098	46.39	53.61
7	21	2017	6	15	2,047	10.12	100	20,231	969	1,078	47.34	52.66
7	21	2017	6	16	2,046	10.11	101	20,231	953	1,093	46.58	53.42
9	1	2017	6	15	2,044	10.10	102	20,231	1,001	1,043	48.97	51.03
6	16	2017	6	16	2,043	10.10	103	20,231	1,022	1,021	50.02	49.98
7	21	2017	6	18	2,041	10.09	104	20,231	898	1,143	44.00	56.00
11	22	2017	4	17	2,040	10.08	105	20,231	919	1,121	45.05	54.95
3	31	2017	6	18	2,038	10.07	106	20,231	982	1,056	48.18	51.82
7	16	2017	1	16	2,037	10.07	107	20,231	876	1,161	43.00	57.00
8	19	2017	7	14	2,035	10.06	108	20,231	1,164	871	57.20	42.80
8	20	2017	1	12	2,033	10.05	109	20,231	1,164	869	57.26	42.74
5	5	2017	6	17	2,031	10.04	110	20,231	923	1,108	45.45	54.55
8	17	2017	5	17	2,030	10.03	111	20,231	874	1,156	43.05	56.95
7	1	2017	7	14	2,027	10.02	112	20,231	936	1,091	46.18	53.82
8	20	2017	1	17	2,025	10.01	113	20,231	1,141	884	56.35	43.65
5	19	2017	6	17	2,020	9.98	114	20,231	904	1,116	44.75	55.25
8	18	2017	6	13	2,019	9.98	115	20,231	1,103	916	54.63	45.37
7	27	2017	5	18	2,018	9.97	116	20,231	859	1,159	42.57	57.43
9	1	2017	6	14	2,017	9.97	117	20,231	944	1,073	46.80	53.20
8	25	2017	6	16	2,016	9.96	118	20,231	902	1,114	44.74	55.26

MO	DY	YR	DAY OF WK	HR	HR VOL	PERCENT OF AADT	HOUR NUMBER	AADT	EAST VOLUME	WEST VOLUME	PERCENT EAST IS OF TOTAL VOLUME	PERCENT WEST IS OF TOTAL VOLUME
10	6	2017	6	16	2,016	9.96	119	20,231	1,009	1,007	50.05	49.95
6	23	2017	6	15	2,014	9.96	120	20,231	977	1,037	48.51	51.49
8	11	2017	6	13	2,014	9.96	121	20,231	939	1,075	46.62	53.38
7	7	2017	6	15	2,013	9.95	122	20,231	999	1,014	49.63	50.37
7	21	2017	6	14	2,013	9.95	123	20,231	974	1,039	48.39	51.61
8	27	2017	1	13	2,013	9.95	124	20,231	897	1,116	44.56	55.44
5	26	2017	6	18	2,012	9.95	125	20,231	967	1,045	48.06	51.94
7	1	2017	7	11	2,012	9.95	126	20,231	1,001	1,011	49.75	50.25
9	4	2017	2	17	2,011	9.94	127	20,231	890	1,121	44.26	55.74
7	15	2017	7	13	2,009	9.93	128	20,231	1,035	974	51.52	48.48
8	4	2017	6	13	2,009	9.93	129	20,231	961	1,048	47.83	52.17
8	11	2017	6	18	2,006	9.92	130	20,231	986	1,020	49.15	50.85
4	2	2017	1	15	2,003	9.90	131	20,231	1,043	960	52.07	47.93
8	25	2017	6	15	2,002	9.90	132	20,231	967	1,035	48.30	51.70
11	22	2017	4	12	2,001	9.89	133	20,231	1,062	939	53.07	46.93
7	5	2017	4	14	1,999	9.88	134	20,231	1,012	987	50.63	49.37
7	24	2017	2	17	1,999	9.88	135	20,231	869	1,130	43.47	56.53
9	4	2017	2	13	1,999	9.88	136	20,231	1,025	974	51.28	48.72
7	31	2017	2	17	1,998	9.88	137	20,231	809	1,189	40.49	59.51
7	9	2017	1	13	1,997	9.87	138	20,231	981	1,016	49.12	50.88
9	22	2017	6	17	1,997	9.87	139	20,231	888	1,109	44.47	55.53
6	23	2017	6	13	1,995	9.86	140	20,231	964	1,031	48.32	51.68
7	23	2017	1	12	1,995	9.86	141	20,231	956	1,039	47.92	52.08
6	23	2017	6	16	1,994	9.86	142	20,231	911	1,083	45.69	54.31
7	7	2017	6	18	1,994	9.86	143	20,231	884	1,110	44.33	55.67
4	2	2017	1	14	1,993	9.85	144	20,231	1,015	978	50.93	49.07
8	23	2017	4	17	1,993	9.85	145	20,231	774	1,219	38.84	61.16
9	15	2017	6	17	1,992	9.85	146	20,231	881	1,111	44.23	55.77
6	23	2017	6	14	1,991	9.84	147	20,231	1,014	977	50.93	49.07
8	24	2017	5	17	1,989	9.83	148	20,231	801	1,188	40.27	59.73
8	19	2017	7	12	1,988	9.83	149	20,231	1,094	894	55.03	44.97
10	6	2017	6	17	1,988	9.83	150	20,231	878	1,110	44.16	55.84
8	22	2017	3	17	1,987	9.82	151	20,231	695	1,292	34.98	65.02
8	18	2017	6	18	1,985	9.81	152	20,231	978	1,007	49.27	50.73
6	18	2017	1	14	1,982	9.80	153	20,231	971	1,011	48.99	51.01
7	13	2017	5	18	1,982	9.80	154	20,231	802	1,180	40.46	59.54
7	27	2017	5	17	1,982	9.80	155	20,231	853	1,129	43.04	56.96
8	10	2017	5	17	1,980	9.79	156	20,231	880	1,100	44.44	55.56
7	9	2017	1	17	1,977	9.77	157	20,231	1,006	971	50.89	49.11
7	28	2017	6	14	1,975	9.76	158	20,231	942	1,033	47.70	52.30
7	20	2017	5	18	1,974	9.76	159	20,231	786	1,188	39.82	60.18
8	7	2017	2	18	1,972	9.75	160	20,231	798	1,174	40.47	59.53
5	29	2017	2	17	1,971	9.74	161	20,231	830	1,141	42.11	57.89
8	4	2017	6	14	1,971	9.74	162	20,231	953	1,018	48.35	51.65
8	27	2017	1	17	1,970	9.74	163	20,231	988	982	50.15	49.85
8	11	2017	6	12	1,969	9.73	164	20,231	966	1,003	49.06	50.94
8	14	2017	2	16	1,969	9.73	165	20,231	901	1,068	45.76	54.24
11	26	2017	1	12	1,969	9.73	166	20,231	954	1,015	48.45	51.55
8	13	2017	1	13	1,967	9.72	167	20,231	912	1,055	46.37	53.63
6	22	2017	5	17	1,966	9.72	168	20,231	817	1,149	41.56	58.44
8	13	2017	1	12	1,966	9.72	169	20,231	942	1,024	47.91	52.09

MO	DY	YR	DAY OF WK	HR	HR VOL	PERCENT OF AADT	HOUR NUMBER	AADT	EAST VOLUME	WEST VOLUME	PERCENT EAST IS OF TOTAL VOLUME	PERCENT WEST IS OF TOTAL VOLUME
6	22	2017	5	18	1,963	9.70	170	20,231	809	1,154	41.21	58.79
7	5	2017	4	15	1,962	9.70	171	20,231	967	995	49.29	50.71
5	5	2017	6	16	1,961	9.69	172	20,231	920	1,041	46.91	53.09
6	11	2017	1	16	1,960	9.69	173	20,231	983	977	50.15	49.85
8	12	2017	7	13	1,959	9.68	174	20,231	925	1,034	47.22	52.78
6	2	2017	6	15	1,957	9.67	175	20,231	927	1,030	47.37	52.63
8	19	2017	7	13	1,956	9.67	176	20,231	1,071	885	54.75	45.25
9	22	2017	6	16	1,955	9.66	177	20,231	936	1,019	47.88	52.12
7	31	2017	2	16	1,953	9.65	178	20,231	879	1,074	45.01	54.99
8	4	2017	6	15	1,953	9.65	179	20,231	903	1,050	46.24	53.76
8	3	2017	5	15	1,951	9.64	180	20,231	917	1,034	47.00	53.00
5	26	2017	6	14	1,950	9.64	181	20,231	984	966	50.46	49.54
6	11	2017	1	14	1,950	9.64	182	20,231	956	994	49.03	50.97
6	30	2017	6	12	1,950	9.64	183	20,231	920	1,030	47.18	52.82
7	2	2017	1	15	1,950	9.64	184	20,231	882	1,068	45.23	54.77
3	31	2017	6	16	1,949	9.63	185	20,231	915	1,034	46.95	53.05
5	29	2017	2	13	1,949	9.63	186	20,231	900	1,049	46.18	53.82
7	5	2017	4	16	1,949	9.63	187	20,231	899	1,050	46.13	53.87
7	14	2017	6	14	1,949	9.63	188	20,231	924	1,025	47.41	52.59
6	25	2017	1	13	1,948	9.63	189	20,231	919	1,029	47.18	52.82
8	17	2017	5	16	1,947	9.62	190	20,231	949	998	48.74	51.26
9	29	2017	6	16	1,947	9.62	191	20,231	918	1,029	47.15	52.85
9	17	2017	1	15	1,946	9.62	192	20,231	961	985	49.38	50.62
4	2	2017	1	17	1,945	9.61	193	20,231	1,077	868	55.37	44.63
8	10	2017	5	18	1,945	9.61	194	20,231	833	1,112	42.83	57.17
8	16	2017	4	17	1,944	9.61	195	20,231	872	1,072	44.86	55.14
7	23	2017	1	17	1,943	9.60	196	20,231	862	1,081	44.36	55.64
8	17	2017	5	18	1,943	9.60	197	20,231	870	1,073	44.78	55.22
8	14	2017	2	17	1,942	9.60	198	20,231	858	1,084	44.18	55.82
11	25	2017	7	14	1,942	9.60	199	20,231	1,036	906	53.35	46.65
6	11	2017	1	15	1,941	9.59	200	20,231	981	960	50.54	49.46



AADT= 189,258      K 30 FACTOR= 7.27      K 100 FACTOR= 7.14      K 200 FACTOR= 7.03      D 30 FACTOR= 50.03



MO	DY	YR	DAY OF WK	HR	HR VOL	PERCENT OF AADT	HOUR NUMBER	AADT	NORTH VOLUME	SOUTH VOLUME	PERCENT NORTH IS OF TOTAL VOLUME	PERCENT SOUTH IS OF TOTAL VOLUME
4	15	2017	7	15	14,177	7.49	1	189,258	7,167	7,010	50.55	49.45
4	14	2017	6	16	14,043	7.42	2	189,258	7,082	6,961	50.43	49.57
6	9	2017	6	15	14,040	7.42	3	189,258	7,052	6,988	50.23	49.77
5	5	2017	6	16	14,036	7.42	4	189,258	7,313	6,723	52.10	47.90
4	16	2017	1	13	14,024	7.41	5	189,258	7,403	6,621	52.79	47.21
6	10	2017	7	16	14,024	7.41	6	189,258	7,030	6,994	50.13	49.87
9	23	2017	7	17	14,021	7.41	7	189,258	7,003	7,018	49.95	50.05
6	10	2017	7	15	13,913	7.35	8	189,258	6,970	6,943	50.10	49.90
8	19	2017	7	15	13,867	7.33	9	189,258	7,031	6,836	50.70	49.30
6	11	2017	1	17	13,861	7.32	10	189,258	7,119	6,742	51.36	48.64
3	25	2017	7	17	13,856	7.32	11	189,258	6,764	7,092	48.82	51.18
9	30	2017	7	15	13,855	7.32	12	189,258	6,952	6,903	50.18	49.82
5	14	2017	1	15	13,843	7.31	13	189,258	6,989	6,854	50.49	49.51
8	19	2017	7	13	13,837	7.31	14	189,258	6,772	7,065	48.94	51.06
5	13	2017	7	16	13,835	7.31	15	189,258	7,059	6,776	51.02	48.98
9	16	2017	7	16	13,832	7.31	16	189,258	6,883	6,949	49.76	50.24

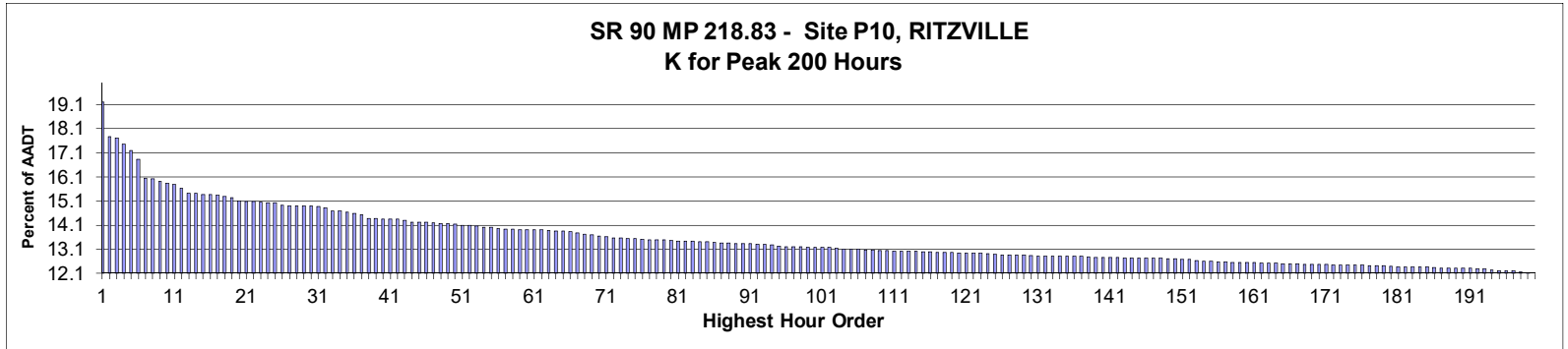
MO	DY	YR	DAY OF WK	HR	HR VOL	PERCENT OF AADT	HOUR NUMBER	AADT	NORTH VOLUME	SOUTH VOLUME	PERCENT NORTH IS OF TOTAL VOLUME	PERCENT SOUTH IS OF TOTAL VOLUME
9	16	2017	7	15	13,829	7.31	17	189,258	7,096	6,733	51.31	48.69
6	18	2017	1	17	13,814	7.30	18	189,258	6,693	7,121	48.45	51.55
1	13	2017	6	16	13,812	7.30	19	189,258	7,254	6,558	52.52	47.48
2	25	2017	7	15	13,805	7.29	20	189,258	7,028	6,777	50.91	49.09
6	10	2017	7	14	13,798	7.29	21	189,258	6,678	7,120	48.40	51.60
3	31	2017	6	16	13,796	7.29	22	189,258	6,942	6,854	50.32	49.68
10	13	2017	6	16	13,793	7.29	23	189,258	6,848	6,945	49.65	50.35
3	31	2017	6	17	13,789	7.29	24	189,258	6,962	6,827	50.49	49.51
6	17	2017	7	15	13,789	7.29	25	189,258	7,356	6,433	53.35	46.65
8	19	2017	7	14	13,787	7.28	26	189,258	6,692	7,095	48.54	51.46
5	14	2017	1	14	13,783	7.28	27	189,258	6,656	7,127	48.29	51.71
6	17	2017	7	16	13,768	7.27	28	189,258	7,253	6,515	52.68	47.32
4	14	2017	6	15	13,766	7.27	29	189,258	6,943	6,823	50.44	49.56
6	18	2017	1	14	13,761	7.27	30	189,258	6,884	6,877	50.03	49.97
5	19	2017	6	16	13,758	7.27	31	189,258	6,782	6,976	49.29	50.71
12	16	2017	7	15	13,754	7.27	32	189,258	7,273	6,481	52.88	47.12
10	15	2017	1	15	13,749	7.26	33	189,258	6,637	7,112	48.27	51.73
6	18	2017	1	15	13,746	7.26	34	189,258	7,119	6,627	51.79	48.21
6	19	2017	2	15	13,746	7.26	35	189,258	6,999	6,747	50.92	49.08
8	18	2017	6	16	13,742	7.26	36	189,258	6,861	6,881	49.93	50.07
6	10	2017	7	13	13,729	7.25	37	189,258	6,774	6,955	49.34	50.66
2	25	2017	7	16	13,728	7.25	38	189,258	6,941	6,787	50.56	49.44
4	16	2017	1	14	13,722	7.25	39	189,258	6,867	6,855	50.04	49.96
7	29	2017	7	12	13,715	7.25	40	189,258	6,903	6,812	50.33	49.67
4	11	2017	3	17	13,713	7.25	41	189,258	6,987	6,726	50.95	49.05
3	25	2017	7	15	13,707	7.24	42	189,258	7,240	6,467	52.82	47.18
12	9	2017	7	17	13,706	7.24	43	189,258	6,674	7,032	48.69	51.31
4	8	2017	7	15	13,705	7.24	44	189,258	6,836	6,869	49.88	50.12
6	21	2017	4	17	13,703	7.24	45	189,258	6,806	6,897	49.67	50.33
11	18	2017	7	16	13,703	7.24	46	189,258	6,947	6,756	50.70	49.30
10	6	2017	6	17	13,688	7.23	47	189,258	6,927	6,761	50.61	49.39
8	18	2017	6	15	13,685	7.23	48	189,258	6,991	6,694	51.09	48.91
9	22	2017	6	16	13,685	7.23	49	189,258	6,951	6,734	50.79	49.21
5	20	2017	7	17	13,683	7.23	50	189,258	6,535	7,148	47.76	52.24
4	1	2017	7	15	13,681	7.23	51	189,258	6,930	6,751	50.65	49.35
3	31	2017	6	15	13,680	7.23	52	189,258	7,249	6,431	52.99	47.01
7	27	2017	5	17	13,671	7.22	53	189,258	7,114	6,557	52.04	47.96
8	18	2017	6	17	13,665	7.22	54	189,258	6,858	6,807	50.19	49.81
10	13	2017	6	17	13,648	7.21	55	189,258	6,986	6,662	51.19	48.81
2	25	2017	7	17	13,647	7.21	56	189,258	6,750	6,897	49.46	50.54
6	9	2017	6	18	13,635	7.20	57	189,258	6,707	6,928	49.19	50.81
6	16	2017	6	16	13,633	7.20	58	189,258	6,996	6,637	51.32	48.68
12	16	2017	7	16	13,632	7.20	59	189,258	6,800	6,832	49.88	50.12
4	13	2017	5	16	13,630	7.20	60	189,258	7,025	6,605	51.54	48.46
6	16	2017	6	15	13,628	7.20	61	189,258	7,115	6,513	52.21	47.79
5	2	2017	3	17	13,621	7.20	62	189,258	6,918	6,703	50.79	49.21
5	20	2017	7	13	13,620	7.20	63	189,258	6,388	7,232	46.90	53.10
7	20	2017	5	17	13,618	7.20	64	189,258	6,861	6,757	50.38	49.62
9	16	2017	7	13	13,618	7.20	65	189,258	6,539	7,079	48.02	51.98
10	6	2017	6	16	13,612	7.19	66	189,258	7,031	6,581	51.65	48.35
1	20	2017	6	16	13,611	7.19	67	189,258	7,283	6,328	53.51	46.49

MO	DY	YR	DAY OF WK	HR	HR VOL	PERCENT OF AADT	HOUR NUMBER	AADT	NORTH VOLUME	SOUTH VOLUME	PERCENT NORTH IS OF TOTAL VOLUME	PERCENT SOUTH IS OF TOTAL VOLUME
8	12	2017	7	15	13,611	7.19	68	189,258	6,997	6,614	51.41	48.59
12	16	2017	7	17	13,608	7.19	69	189,258	6,846	6,762	50.31	49.69
4	16	2017	1	12	13,604	7.19	70	189,258	7,448	6,156	54.75	45.25
9	23	2017	7	12	13,601	7.19	71	189,258	6,589	7,012	48.44	51.56
4	28	2017	6	16	13,600	7.19	72	189,258	6,857	6,743	50.42	49.58
9	23	2017	7	18	13,598	7.18	73	189,258	6,797	6,801	49.99	50.01
11	18	2017	7	17	13,594	7.18	74	189,258	6,855	6,739	50.43	49.57
7	27	2017	5	16	13,593	7.18	75	189,258	7,034	6,559	51.75	48.25
8	12	2017	7	12	13,593	7.18	76	189,258	6,539	7,054	48.11	51.89
4	13	2017	5	17	13,586	7.18	77	189,258	7,078	6,508	52.10	47.90
9	29	2017	6	16	13,582	7.18	78	189,258	6,928	6,654	51.01	48.99
5	17	2017	4	16	13,578	7.17	79	189,258	7,181	6,397	52.89	47.11
8	5	2017	7	12	13,577	7.17	80	189,258	6,842	6,735	50.39	49.61
9	16	2017	7	14	13,572	7.17	81	189,258	6,564	7,008	48.36	51.64
12	15	2017	6	15	13,572	7.17	82	189,258	7,114	6,458	52.42	47.58
6	18	2017	1	13	13,570	7.17	83	189,258	6,857	6,713	50.53	49.47
11	17	2017	6	16	13,568	7.17	84	189,258	7,112	6,456	52.42	47.58
5	20	2017	7	15	13,560	7.16	85	189,258	6,843	6,717	50.46	49.54
2	24	2017	6	16	13,559	7.16	86	189,258	6,891	6,668	50.82	49.18
6	10	2017	7	12	13,558	7.16	87	189,258	6,387	7,171	47.11	52.89
8	19	2017	7	12	13,555	7.16	88	189,258	6,645	6,910	49.02	50.98
7	5	2017	4	16	13,554	7.16	89	189,258	6,880	6,674	50.76	49.24
6	8	2017	5	17	13,551	7.16	90	189,258	6,850	6,701	50.55	49.45
9	15	2017	6	16	13,547	7.16	91	189,258	6,900	6,647	50.93	49.07
9	23	2017	7	16	13,539	7.15	92	189,258	6,836	6,703	50.49	49.51
6	17	2017	7	12	13,531	7.15	93	189,258	6,597	6,934	48.75	51.25
8	18	2017	6	14	13,531	7.15	94	189,258	7,000	6,531	51.73	48.27
5	18	2017	5	16	13,530	7.15	95	189,258	6,952	6,578	51.38	48.62
6	17	2017	7	13	13,530	7.15	96	189,258	6,546	6,984	48.38	51.62
5	5	2017	6	15	13,524	7.15	97	189,258	7,098	6,426	52.48	47.52
11	10	2017	6	15	13,520	7.14	98	189,258	7,183	6,337	53.13	46.87
9	22	2017	6	15	13,519	7.14	99	189,258	7,025	6,494	51.96	48.04
4	14	2017	6	14	13,518	7.14	100	189,258	7,019	6,499	51.92	48.08
4	15	2017	7	16	13,517	7.14	101	189,258	6,622	6,895	48.99	51.01
4	17	2017	2	16	13,515	7.14	102	189,258	7,132	6,383	52.77	47.23
6	20	2017	3	16	13,507	7.14	103	189,258	7,181	6,326	53.17	46.83
8	12	2017	7	16	13,505	7.14	104	189,258	6,657	6,848	49.29	50.71
10	6	2017	6	15	13,497	7.13	105	189,258	7,032	6,465	52.10	47.90
3	19	2017	1	14	13,495	7.13	106	189,258	6,550	6,945	48.54	51.46
8	20	2017	1	15	13,492	7.13	107	189,258	6,512	6,980	48.27	51.73
5	20	2017	7	16	13,491	7.13	108	189,258	6,531	6,960	48.41	51.59
7	29	2017	7	16	13,481	7.12	109	189,258	6,873	6,608	50.98	49.02
6	9	2017	6	14	13,480	7.12	110	189,258	6,852	6,628	50.83	49.17
4	11	2017	3	16	13,475	7.12	111	189,258	6,901	6,574	51.21	48.79
10	28	2017	7	17	13,475	7.12	112	189,258	6,850	6,625	50.83	49.17
4	15	2017	7	13	13,469	7.12	113	189,258	6,956	6,513	51.64	48.36
5	18	2017	5	17	13,468	7.12	114	189,258	6,986	6,482	51.87	48.13
10	15	2017	1	14	13,465	7.11	115	189,258	6,568	6,897	48.78	51.22
8	12	2017	7	13	13,462	7.11	116	189,258	6,686	6,776	49.67	50.33
9	8	2017	6	16	13,456	7.11	117	189,258	7,029	6,427	52.24	47.76
10	14	2017	7	15	13,453	7.11	118	189,258	6,995	6,458	52.00	48.00

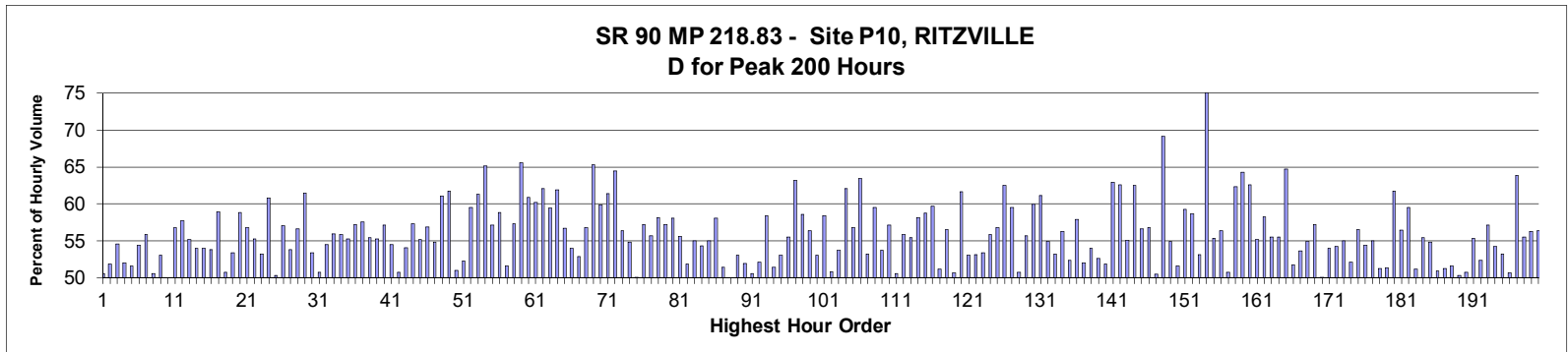
MO	DY	YR	DAY OF WK	HR	HR VOL	PERCENT OF AADT	HOUR NUMBER	AADT	NORTH VOLUME	SOUTH VOLUME	PERCENT NORTH IS OF TOTAL VOLUME	PERCENT SOUTH IS OF TOTAL VOLUME
5	19	2017	6	15	13,444	7.10	119	189,258	6,792	6,652	50.52	49.48
9	6	2017	4	17	13,444	7.10	120	189,258	7,361	6,083	54.75	45.25
4	29	2017	7	16	13,442	7.10	121	189,258	6,458	6,984	48.04	51.96
8	5	2017	7	13	13,440	7.10	122	189,258	6,678	6,762	49.69	50.31
8	25	2017	6	13	13,439	7.10	123	189,258	6,817	6,622	50.73	49.27
7	20	2017	5	16	13,438	7.10	124	189,258	6,909	6,529	51.41	48.59
9	8	2017	6	17	13,437	7.10	125	189,258	7,092	6,345	52.78	47.22
6	19	2017	2	18	13,435	7.10	126	189,258	7,003	6,432	52.13	47.87
8	26	2017	7	12	13,432	7.10	127	189,258	6,534	6,898	48.65	51.35
5	5	2017	6	17	13,431	7.10	128	189,258	6,853	6,578	51.02	48.98
10	20	2017	6	15	13,431	7.10	129	189,258	7,152	6,279	53.25	46.75
3	23	2017	5	16	13,430	7.10	130	189,258	6,966	6,464	51.87	48.13
2	24	2017	6	15	13,417	7.09	131	189,258	7,128	6,289	53.13	46.87
8	26	2017	7	13	13,415	7.09	132	189,258	6,647	6,768	49.55	50.45
1	13	2017	6	15	13,414	7.09	133	189,258	7,083	6,331	52.80	47.20
9	8	2017	6	15	13,413	7.09	134	189,258	7,077	6,336	52.76	47.24
5	14	2017	1	16	13,407	7.08	135	189,258	6,581	6,826	49.09	50.91
4	15	2017	7	11	13,405	7.08	136	189,258	7,076	6,329	52.79	47.21
2	17	2017	6	15	13,403	7.08	137	189,258	7,024	6,379	52.41	47.59
3	10	2017	6	16	13,402	7.08	138	189,258	7,002	6,400	52.25	47.75
11	10	2017	6	16	13,398	7.08	139	189,258	7,034	6,364	52.50	47.50
11	17	2017	6	17	13,397	7.08	140	189,258	6,921	6,476	51.66	48.34
7	29	2017	7	11	13,395	7.08	141	189,258	6,559	6,836	48.97	51.03
4	29	2017	7	13	13,394	7.08	142	189,258	6,809	6,585	50.84	49.16
7	27	2017	5	15	13,391	7.08	143	189,258	7,087	6,304	52.92	47.08
12	27	2017	4	15	13,391	7.08	144	189,258	7,370	6,021	55.04	44.96
12	15	2017	6	16	13,390	7.07	145	189,258	6,893	6,497	51.48	48.52
4	6	2017	5	17	13,387	7.07	146	189,258	7,098	6,289	53.02	46.98
8	20	2017	1	14	13,386	7.07	147	189,258	6,466	6,920	48.30	51.70
6	21	2017	4	16	13,383	7.07	148	189,258	6,866	6,517	51.30	48.70
3	20	2017	2	16	13,381	7.07	149	189,258	7,208	6,173	53.87	46.13
3	25	2017	7	16	13,379	7.07	150	189,258	6,732	6,647	50.32	49.68
4	19	2017	4	17	13,375	7.07	151	189,258	7,029	6,346	52.55	47.45
5	6	2017	7	16	13,375	7.07	152	189,258	6,906	6,469	51.63	48.37
7	23	2017	1	15	13,373	7.07	153	189,258	6,654	6,719	49.76	50.24
8	18	2017	6	13	13,372	7.07	154	189,258	6,854	6,518	51.26	48.74
4	8	2017	7	16	13,371	7.06	155	189,258	6,542	6,829	48.93	51.07
4	16	2017	1	15	13,371	7.06	156	189,258	6,871	6,500	51.39	48.61
7	31	2017	2	17	13,371	7.06	157	189,258	6,794	6,577	50.81	49.19
7	20	2017	5	15	13,370	7.06	158	189,258	7,054	6,316	52.76	47.24
7	29	2017	7	13	13,368	7.06	159	189,258	6,924	6,444	51.80	48.20
2	10	2017	6	16	13,367	7.06	160	189,258	7,003	6,364	52.39	47.61
1	27	2017	6	16	13,364	7.06	161	189,258	6,898	6,466	51.62	48.38
4	15	2017	7	12	13,363	7.06	162	189,258	7,081	6,282	52.99	47.01
8	26	2017	7	11	13,361	7.06	163	189,258	6,721	6,640	50.30	49.70
6	2	2017	6	16	13,360	7.06	164	189,258	6,854	6,506	51.30	48.70
8	19	2017	7	11	13,359	7.06	165	189,258	6,549	6,810	49.02	50.98
10	7	2017	7	16	13,358	7.06	166	189,258	6,659	6,699	49.85	50.15
2	11	2017	7	17	13,357	7.06	167	189,258	6,670	6,687	49.94	50.06
7	6	2017	5	16	13,357	7.06	168	189,258	6,915	6,442	51.77	48.23
5	13	2017	7	17	13,356	7.06	169	189,258	6,371	6,985	47.70	52.30



MO	DY	YR	DAY OF WK	HR	HR VOL	PERCENT OF AADT	HOUR NUMBER	AADT	NORTH VOLUME	SOUTH VOLUME	PERCENT NORTH IS OF TOTAL VOLUME	PERCENT SOUTH IS OF TOTAL VOLUME
6	11	2017	1	18	13,356	7.06	170	189,258	6,952	6,404	52.05	47.95
4	13	2017	5	18	13,355	7.06	171	189,258	6,932	6,423	51.91	48.09
6	16	2017	6	14	13,353	7.06	172	189,258	6,987	6,366	52.33	47.67
7	25	2017	3	17	13,352	7.05	173	189,258	6,815	6,537	51.04	48.96
9	23	2017	7	15	13,352	7.05	174	189,258	6,863	6,489	51.40	48.60
10	7	2017	7	17	13,352	7.05	175	189,258	6,331	7,021	47.42	52.58
9	9	2017	7	16	13,348	7.05	176	189,258	6,328	7,020	47.41	52.59
8	25	2017	6	15	13,343	7.05	177	189,258	6,611	6,732	49.55	50.45
11	17	2017	6	15	13,343	7.05	178	189,258	7,091	6,252	53.14	46.86
8	15	2017	3	17	13,339	7.05	179	189,258	6,784	6,555	50.86	49.14
9	9	2017	7	15	13,339	7.05	180	189,258	6,545	6,794	49.07	50.93
9	15	2017	6	17	13,339	7.05	181	189,258	6,862	6,477	51.44	48.56
6	7	2017	4	17	13,337	7.05	182	189,258	6,754	6,583	50.64	49.36
10	7	2017	7	13	13,336	7.05	183	189,258	6,667	6,669	49.99	50.01
11	11	2017	7	16	13,335	7.05	184	189,258	6,936	6,399	52.01	47.99
2	11	2017	7	16	13,334	7.05	185	189,258	6,690	6,644	50.17	49.83
8	26	2017	7	15	13,334	7.05	186	189,258	6,554	6,780	49.15	50.85
5	14	2017	1	13	13,332	7.04	187	189,258	6,448	6,884	48.36	51.64
6	19	2017	2	16	13,329	7.04	188	189,258	6,906	6,423	51.81	48.19
8	7	2017	2	16	13,328	7.04	189	189,258	6,855	6,473	51.43	48.57
3	10	2017	6	17	13,326	7.04	190	189,258	7,107	6,219	53.33	46.67
10	7	2017	7	14	13,319	7.04	191	189,258	6,462	6,857	48.52	51.48
9	30	2017	7	14	13,311	7.03	192	189,258	6,563	6,748	49.31	50.69
2	24	2017	6	18	13,310	7.03	193	189,258	7,078	6,232	53.18	46.82
7	23	2017	1	13	13,309	7.03	194	189,258	6,509	6,800	48.91	51.09
8	1	2017	3	17	13,309	7.03	195	189,258	6,600	6,709	49.59	50.41
11	18	2017	7	15	13,309	7.03	196	189,258	6,978	6,331	52.43	47.57
6	22	2017	5	16	13,307	7.03	197	189,258	6,709	6,598	50.42	49.58
4	27	2017	5	16	13,306	7.03	198	189,258	7,037	6,269	52.89	47.11
6	12	2017	2	16	13,306	7.03	199	189,258	7,105	6,201	53.40	46.60
6	28	2017	4	16	13,306	7.03	200	189,258	6,958	6,348	52.29	47.71



AADT= 11,567      K 30 FACTOR= 14.88      K 100 FACTOR= 13.17      K 200 FACTOR= 12.09      D 30 FACTOR= 53.34



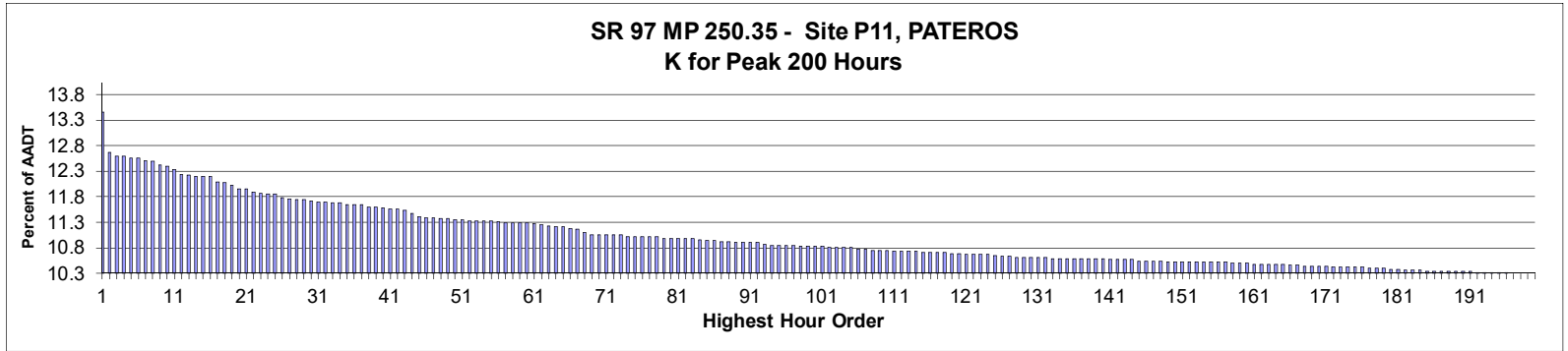
MO	DY	YR	DAY OF WK	HR	HR VOL	PERCENT OF AADT	HOUR NUMBER	AADT	EAST VOLUME	WEST VOLUME	PERCENT EAST IS OF TOTAL VOLUME	PERCENT WEST IS OF TOTAL VOLUME
8	13	2017	1	14	2,222	19.21	1	11,567	1,124	1,098	50.59	49.41
8	13	2017	1	15	2,055	17.77	2	11,567	1,066	989	51.87	48.13
11	26	2017	1	16	2,048	17.71	3	11,567	1,117	931	54.54	45.46
8	13	2017	1	16	2,017	17.44	4	11,567	968	1,049	47.99	52.01
11	26	2017	1	15	1,988	17.19	5	11,567	1,026	962	51.61	48.39
11	26	2017	1	14	1,947	16.83	6	11,567	887	1,060	45.56	54.44
8	6	2017	1	14	1,857	16.05	7	11,567	820	1,037	44.16	55.84
8	6	2017	1	15	1,852	16.01	8	11,567	915	937	49.41	50.59
8	20	2017	1	14	1,840	15.91	9	11,567	864	976	46.96	53.04
6	25	2017	1	18	1,832	15.84	10	11,567	916	916	50.00	50.00
6	25	2017	1	15	1,827	15.79	11	11,567	789	1,038	43.19	56.81
11	26	2017	1	17	1,806	15.61	12	11,567	1,043	763	57.75	42.25
7	28	2017	6	14	1,782	15.41	13	11,567	799	983	44.84	55.16
7	23	2017	1	14	1,781	15.40	14	11,567	819	962	45.99	54.01
6	25	2017	1	14	1,778	15.37	15	11,567	818	960	46.01	53.99
7	23	2017	1	15	1,777	15.36	16	11,567	821	956	46.20	53.80

MO	DY	YR	DAY OF WK	HR	HR VOL	PERCENT OF AADT	HOUR NUMBER	AADT	EAST VOLUME	WEST VOLUME	PERCENT EAST IS OF TOTAL VOLUME	PERCENT WEST IS OF TOTAL VOLUME
6	25	2017	1	16	1,773	15.33	17	11,567	729	1,044	41.12	58.88
7	23	2017	1	16	1,767	15.28	18	11,567	896	871	50.71	49.29
8	27	2017	1	15	1,762	15.23	19	11,567	822	940	46.65	53.35
8	27	2017	1	14	1,746	15.09	20	11,567	719	1,027	41.18	58.82
6	25	2017	1	13	1,744	15.08	21	11,567	754	990	43.23	56.77
8	20	2017	1	12	1,743	15.07	22	11,567	780	963	44.75	55.25
7	30	2017	1	15	1,741	15.05	23	11,567	815	926	46.81	53.19
6	23	2017	6	16	1,738	15.03	24	11,567	1,056	682	60.76	39.24
7	30	2017	1	16	1,738	15.03	25	11,567	875	863	50.35	49.65
7	30	2017	1	13	1,726	14.92	26	11,567	741	985	42.93	57.07
7	16	2017	1	15	1,724	14.90	27	11,567	797	927	46.23	53.77
8	6	2017	1	13	1,723	14.90	28	11,567	747	976	43.35	56.65
6	18	2017	1	13	1,722	14.89	29	11,567	663	1,059	38.50	61.50
8	20	2017	1	15	1,721	14.88	30	11,567	803	918	46.66	53.34
8	13	2017	1	17	1,720	14.87	31	11,567	848	872	49.30	50.70
8	20	2017	1	13	1,714	14.82	32	11,567	780	934	45.51	54.49
7	16	2017	1	14	1,699	14.69	33	11,567	749	950	44.08	55.92
11	22	2017	4	16	1,698	14.68	34	11,567	948	750	55.83	44.17
7	30	2017	1	14	1,693	14.64	35	11,567	757	936	44.71	55.29
6	25	2017	1	12	1,686	14.58	36	11,567	722	964	42.82	57.18
7	23	2017	1	13	1,679	14.52	37	11,567	713	966	42.47	57.53
7	9	2017	1	16	1,663	14.38	38	11,567	741	922	44.56	55.44
8	27	2017	1	16	1,662	14.37	39	11,567	744	918	44.77	55.23
6	18	2017	1	15	1,658	14.33	40	11,567	711	947	42.88	57.12
7	1	2017	7	11	1,657	14.33	41	11,567	903	754	54.50	45.50
8	6	2017	1	16	1,657	14.33	42	11,567	816	841	49.25	50.75
8	20	2017	1	17	1,652	14.28	43	11,567	893	759	54.06	45.94
8	11	2017	6	15	1,645	14.22	44	11,567	943	702	57.33	42.67
3	19	2017	1	16	1,644	14.21	45	11,567	737	907	44.83	55.17
7	9	2017	1	15	1,643	14.20	46	11,567	708	935	43.09	56.91
6	16	2017	6	15	1,640	14.18	47	11,567	899	741	54.82	45.18
6	23	2017	6	15	1,638	14.16	48	11,567	1,000	638	61.05	38.95
8	27	2017	1	13	1,637	14.15	49	11,567	627	1,010	38.30	61.70
8	20	2017	1	16	1,633	14.12	50	11,567	832	801	50.95	49.05
7	21	2017	6	15	1,630	14.09	51	11,567	778	852	47.73	52.27
8	27	2017	1	12	1,630	14.09	52	11,567	660	970	40.49	59.51
11	26	2017	1	13	1,626	14.06	53	11,567	629	997	38.68	61.32
6	23	2017	6	18	1,618	13.99	54	11,567	1,054	564	65.14	34.86
7	1	2017	7	12	1,618	13.99	55	11,567	925	693	57.17	42.83
7	9	2017	1	13	1,612	13.94	56	11,567	663	949	41.13	58.87
7	21	2017	6	16	1,610	13.92	57	11,567	779	831	48.39	51.61
7	23	2017	1	12	1,610	13.92	58	11,567	687	923	42.67	57.33
5	7	2017	1	16	1,608	13.90	59	11,567	554	1,054	34.45	65.55
6	25	2017	1	17	1,607	13.89	60	11,567	628	979	39.08	60.92
7	9	2017	1	14	1,607	13.89	61	11,567	640	967	39.83	60.17
11	26	2017	1	18	1,607	13.89	62	11,567	997	610	62.04	37.96
8	6	2017	1	12	1,603	13.86	63	11,567	651	952	40.61	59.39
6	18	2017	1	12	1,602	13.85	64	11,567	610	992	38.08	61.92
9	4	2017	2	14	1,602	13.85	65	11,567	694	908	43.32	56.68
9	4	2017	2	15	1,600	13.83	66	11,567	737	863	46.06	53.94
8	11	2017	6	14	1,593	13.77	67	11,567	842	751	52.86	47.14

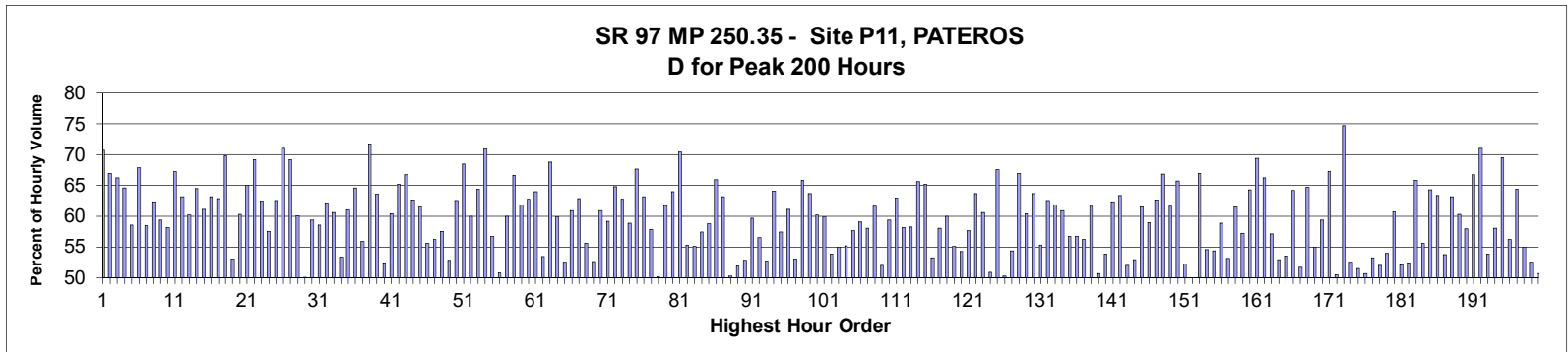
MO	DY	YR	DAY OF WK	HR	HR VOL	PERCENT OF AADT	HOUR NUMBER	AADT	EAST VOLUME	WEST VOLUME	PERCENT EAST IS OF TOTAL VOLUME	PERCENT WEST IS OF TOTAL VOLUME
9	4	2017	2	13	1,586	13.71	68	11,567	685	901	43.19	56.81
5	7	2017	1	15	1,583	13.69	69	11,567	549	1,034	34.68	65.32
6	18	2017	1	14	1,578	13.64	70	11,567	634	944	40.18	59.82
7	16	2017	1	13	1,576	13.62	71	11,567	608	968	38.58	61.42
6	23	2017	6	17	1,570	13.57	72	11,567	1,012	558	64.46	35.54
8	11	2017	6	16	1,569	13.56	73	11,567	884	685	56.34	43.66
7	14	2017	6	14	1,564	13.52	74	11,567	707	857	45.20	54.80
7	16	2017	1	16	1,564	13.52	75	11,567	783	781	50.06	49.94
6	30	2017	6	15	1,562	13.50	76	11,567	894	668	57.23	42.77
3	19	2017	1	15	1,559	13.48	77	11,567	691	868	44.32	55.68
8	19	2017	7	13	1,559	13.48	78	11,567	652	907	41.82	58.18
6	23	2017	6	14	1,558	13.47	79	11,567	892	666	57.25	42.75
11	22	2017	4	17	1,557	13.46	80	11,567	904	653	58.06	41.94
7	21	2017	6	14	1,555	13.44	81	11,567	691	864	44.44	55.56
8	4	2017	6	15	1,553	13.43	82	11,567	805	748	51.84	48.16
5	29	2017	2	14	1,552	13.42	83	11,567	699	853	45.04	54.96
7	28	2017	6	15	1,550	13.40	84	11,567	842	708	54.32	45.68
9	1	2017	6	17	1,550	13.40	85	11,567	853	697	55.03	44.97
10	8	2017	1	15	1,548	13.38	86	11,567	649	899	41.93	58.07
11	22	2017	4	15	1,545	13.36	87	11,567	750	795	48.54	51.46
8	18	2017	6	14	1,544	13.35	88	11,567	772	772	50.00	50.00
8	18	2017	6	15	1,542	13.33	89	11,567	818	724	53.05	46.95
9	4	2017	2	16	1,542	13.33	90	11,567	741	801	48.05	51.95
7	14	2017	6	15	1,541	13.32	91	11,567	779	762	50.55	49.45
6	30	2017	6	14	1,540	13.31	92	11,567	803	737	52.14	47.86
5	14	2017	1	16	1,538	13.30	93	11,567	640	898	41.61	58.39
7	21	2017	6	17	1,534	13.26	94	11,567	745	789	48.57	51.43
6	11	2017	1	15	1,530	13.23	95	11,567	719	811	46.99	53.01
5	29	2017	2	15	1,524	13.18	96	11,567	678	846	44.49	55.51
10	8	2017	1	14	1,524	13.18	97	11,567	561	963	36.81	63.19
11	22	2017	4	18	1,524	13.18	98	11,567	893	631	58.60	41.40
8	4	2017	6	16	1,523	13.17	99	11,567	858	665	56.34	43.66
8	18	2017	6	13	1,523	13.17	100	11,567	715	808	46.95	53.05
10	15	2017	1	15	1,523	13.17	101	11,567	633	890	41.56	58.44
8	11	2017	6	13	1,522	13.16	102	11,567	749	773	49.21	50.79
6	18	2017	1	16	1,520	13.14	103	11,567	704	816	46.32	53.68
7	5	2017	4	13	1,515	13.10	104	11,567	575	940	37.95	62.05
7	21	2017	6	12	1,515	13.10	105	11,567	655	860	43.23	56.77
10	15	2017	1	14	1,513	13.08	106	11,567	553	960	36.55	63.45
8	14	2017	2	15	1,512	13.07	107	11,567	708	804	46.83	53.17
5	12	2017	6	16	1,511	13.06	108	11,567	900	611	59.56	40.44
3	26	2017	1	17	1,508	13.04	109	11,567	698	810	46.29	53.71
8	25	2017	6	16	1,508	13.04	110	11,567	861	647	57.10	42.90
7	29	2017	7	12	1,506	13.02	111	11,567	761	745	50.53	49.47
7	30	2017	1	12	1,505	13.01	112	11,567	664	841	44.12	55.88
8	25	2017	6	15	1,505	13.01	113	11,567	834	671	55.42	44.58
9	4	2017	2	12	1,504	13.00	114	11,567	629	875	41.82	58.18
11	22	2017	4	19	1,503	12.99	115	11,567	883	620	58.75	41.25
6	30	2017	6	18	1,502	12.99	116	11,567	896	606	59.65	40.35
7	30	2017	1	17	1,499	12.96	117	11,567	732	767	48.83	51.17
10	8	2017	1	16	1,499	12.96	118	11,567	652	847	43.50	56.50

MO	DY	YR	DAY OF WK	HR	HR VOL	PERCENT OF AADT	HOUR NUMBER	AADT	EAST VOLUME	WEST VOLUME	PERCENT EAST IS OF TOTAL VOLUME	PERCENT WEST IS OF TOTAL VOLUME
7	23	2017	1	17	1,498	12.95	119	11,567	739	759	49.33	50.67
7	16	2017	1	12	1,497	12.94	120	11,567	574	923	38.34	61.66
7	16	2017	1	17	1,496	12.93	121	11,567	703	793	46.99	53.01
9	1	2017	6	18	1,495	12.92	122	11,567	794	701	53.11	46.89
5	26	2017	6	16	1,494	12.92	123	11,567	798	696	53.41	46.59
7	28	2017	6	16	1,492	12.90	124	11,567	833	659	55.83	44.17
10	1	2017	1	15	1,491	12.89	125	11,567	644	847	43.19	56.81
5	5	2017	6	16	1,488	12.86	126	11,567	930	558	62.50	37.50
5	14	2017	1	17	1,488	12.86	127	11,567	602	886	40.46	59.54
5	26	2017	6	18	1,487	12.86	128	11,567	754	733	50.71	49.29
7	5	2017	4	14	1,486	12.85	129	11,567	659	827	44.35	55.65
5	29	2017	2	13	1,484	12.83	130	11,567	595	889	40.09	59.91
6	30	2017	6	16	1,482	12.81	131	11,567	906	576	61.13	38.87
6	30	2017	6	17	1,482	12.81	132	11,567	814	668	54.93	45.07
5	26	2017	6	17	1,481	12.80	133	11,567	788	693	53.21	46.79
8	27	2017	1	17	1,480	12.80	134	11,567	647	833	43.72	56.28
9	17	2017	1	16	1,480	12.80	135	11,567	775	705	52.36	47.64
7	21	2017	6	13	1,479	12.79	136	11,567	623	856	42.12	57.88
10	1	2017	1	16	1,479	12.79	137	11,567	710	769	48.01	51.99
6	16	2017	6	17	1,477	12.77	138	11,567	797	680	53.96	46.04
7	28	2017	6	13	1,476	12.76	139	11,567	699	777	47.36	52.64
8	4	2017	6	14	1,476	12.76	140	11,567	765	711	51.83	48.17
7	9	2017	1	12	1,475	12.75	141	11,567	547	928	37.08	62.92
7	21	2017	6	11	1,475	12.75	142	11,567	552	923	37.42	62.58
3	19	2017	1	17	1,473	12.73	143	11,567	662	811	44.94	55.06
5	7	2017	1	17	1,473	12.73	144	11,567	553	920	37.54	62.46
9	1	2017	6	16	1,473	12.73	145	11,567	834	639	56.62	43.38
6	16	2017	6	16	1,472	12.73	146	11,567	836	636	56.79	43.21
6	30	2017	6	13	1,471	12.72	147	11,567	743	728	50.51	49.49
3	17	2017	6	15	1,470	12.71	148	11,567	1,017	453	69.18	30.82
9	24	2017	1	14	1,469	12.70	149	11,567	662	807	45.06	54.94
5	29	2017	2	16	1,468	12.69	150	11,567	758	710	51.63	48.37
7	23	2017	1	11	1,466	12.67	151	11,567	597	869	40.72	59.28
6	11	2017	1	14	1,465	12.67	152	11,567	606	859	41.37	58.63
8	4	2017	6	13	1,461	12.63	153	11,567	685	776	46.89	53.11
8	13	2017	1	13	1,456	12.59	154	11,567	363	1,093	24.93	75.07
10	15	2017	1	16	1,455	12.58	155	11,567	650	805	44.67	55.33
7	9	2017	1	17	1,454	12.57	156	11,567	635	819	43.67	56.33
8	18	2017	6	16	1,453	12.56	157	11,567	737	716	50.72	49.28
10	20	2017	6	17	1,451	12.54	158	11,567	904	547	62.30	37.70
5	7	2017	1	14	1,450	12.54	159	11,567	518	932	35.72	64.28
12	26	2017	3	13	1,450	12.54	160	11,567	542	908	37.38	62.62
8	18	2017	6	17	1,449	12.53	161	11,567	799	650	55.14	44.86
8	11	2017	6	17	1,448	12.52	162	11,567	843	605	58.22	41.78
6	16	2017	6	14	1,447	12.51	163	11,567	803	644	55.49	44.51
7	28	2017	6	17	1,447	12.51	164	11,567	803	644	55.49	44.51
3	17	2017	6	14	1,446	12.50	165	11,567	936	510	64.73	35.27
6	23	2017	6	13	1,446	12.50	166	11,567	749	697	51.80	48.20
9	10	2017	1	14	1,446	12.50	167	11,567	671	775	46.40	53.60
8	4	2017	6	17	1,441	12.46	168	11,567	791	650	54.89	45.11
8	11	2017	6	12	1,441	12.46	169	11,567	617	824	42.82	57.18

MO	DY	YR	DAY OF WK	HR	HR VOL	PERCENT OF AADT	HOUR NUMBER	AADT	EAST VOLUME	WEST VOLUME	PERCENT EAST IS OF TOTAL VOLUME	PERCENT WEST IS OF TOTAL VOLUME
8	13	2017	1	18	1,441	12.46	170	11,567	721	720	50.03	49.97
8	20	2017	1	18	1,441	12.46	171	11,567	778	663	53.99	46.01
7	5	2017	4	15	1,439	12.44	172	11,567	658	781	45.73	54.27
7	7	2017	6	15	1,439	12.44	173	11,567	792	647	55.04	44.96
7	21	2017	6	18	1,439	12.44	174	11,567	689	750	47.88	52.12
8	11	2017	6	11	1,439	12.44	175	11,567	625	814	43.43	56.57
8	25	2017	6	14	1,439	12.44	176	11,567	783	656	54.41	45.59
3	19	2017	1	18	1,437	12.42	177	11,567	647	790	45.02	54.98
9	15	2017	6	16	1,437	12.42	178	11,567	736	701	51.22	48.78
10	22	2017	1	16	1,436	12.41	179	11,567	737	699	51.32	48.68
11	22	2017	4	13	1,432	12.38	180	11,567	548	884	38.27	61.73
3	26	2017	1	16	1,431	12.37	181	11,567	623	808	43.54	56.46
7	1	2017	7	13	1,431	12.37	182	11,567	852	579	59.54	40.46
8	6	2017	1	17	1,430	12.36	183	11,567	699	731	48.88	51.12
8	4	2017	6	12	1,429	12.35	184	11,567	637	792	44.58	55.42
8	14	2017	2	16	1,429	12.35	185	11,567	784	645	54.86	45.14
9	15	2017	6	15	1,426	12.33	186	11,567	726	700	50.91	49.09
6	30	2017	6	12	1,424	12.31	187	11,567	730	694	51.26	48.74
8	25	2017	6	13	1,424	12.31	188	11,567	689	735	48.38	51.62
9	4	2017	2	17	1,424	12.31	189	11,567	708	716	49.72	50.28
9	24	2017	1	16	1,424	12.31	190	11,567	702	722	49.30	50.70
8	25	2017	6	12	1,423	12.30	191	11,567	636	787	44.69	55.31
9	17	2017	1	15	1,422	12.29	192	11,567	678	744	47.68	52.32
8	18	2017	6	12	1,421	12.28	193	11,567	609	812	42.86	57.14
9	24	2017	1	15	1,415	12.23	194	11,567	648	767	45.80	54.20
9	17	2017	1	14	1,411	12.20	195	11,567	660	751	46.78	53.22
5	29	2017	2	17	1,410	12.19	196	11,567	714	696	50.64	49.36
6	11	2017	1	13	1,410	12.19	197	11,567	510	900	36.17	63.83
9	17	2017	1	13	1,406	12.16	198	11,567	625	781	44.45	55.55
11	22	2017	4	14	1,402	12.12	199	11,567	613	789	43.72	56.28
10	6	2017	6	16	1,399	12.09	200	11,567	789	610	56.40	43.60



**AADT= 4,841      K 30 FACTOR= 11.69      K 100 FACTOR= 10.80      K 200 FACTOR= 10.27      D 30 FACTOR= 59.36**



MO	DY	YR	DAY OF WK	HR	HR VOL	PERCENT OF AADT	HOUR NUMBER	AADT	NORTH VOLUME	SOUTH VOLUME	PERCENT NORTH IS OF TOTAL VOLUME	PERCENT SOUTH IS OF TOTAL VOLUME
8	13	2017	1	13	650	13.43	1	4,841	190	460	29.23	70.77
8	13	2017	1	14	612	12.64	2	4,841	202	410	33.01	66.99
7	23	2017	1	13	608	12.56	3	4,841	205	403	33.72	66.28
8	11	2017	6	16	608	12.56	4	4,841	393	215	64.64	35.36
7	21	2017	6	17	606	12.52	5	4,841	355	251	58.58	41.42
8	13	2017	1	12	606	12.52	6	4,841	195	411	32.18	67.82
5	5	2017	6	16	604	12.48	7	4,841	353	251	58.44	41.56
8	4	2017	6	15	603	12.46	8	4,841	376	227	62.35	37.65
7	21	2017	6	16	600	12.39	9	4,841	356	244	59.33	40.67
7	14	2017	6	17	599	12.37	10	4,841	348	251	58.10	41.90
5	5	2017	6	17	596	12.31	11	4,841	401	195	67.28	32.72
6	18	2017	1	13	591	12.21	12	4,841	218	373	36.89	63.11
8	4	2017	6	16	590	12.19	13	4,841	355	235	60.17	39.83
6	30	2017	6	17	589	12.17	14	4,841	380	209	64.52	35.48
7	21	2017	6	15	589	12.17	15	4,841	360	229	61.12	38.88
8	20	2017	1	13	589	12.17	16	4,841	217	372	36.84	63.16

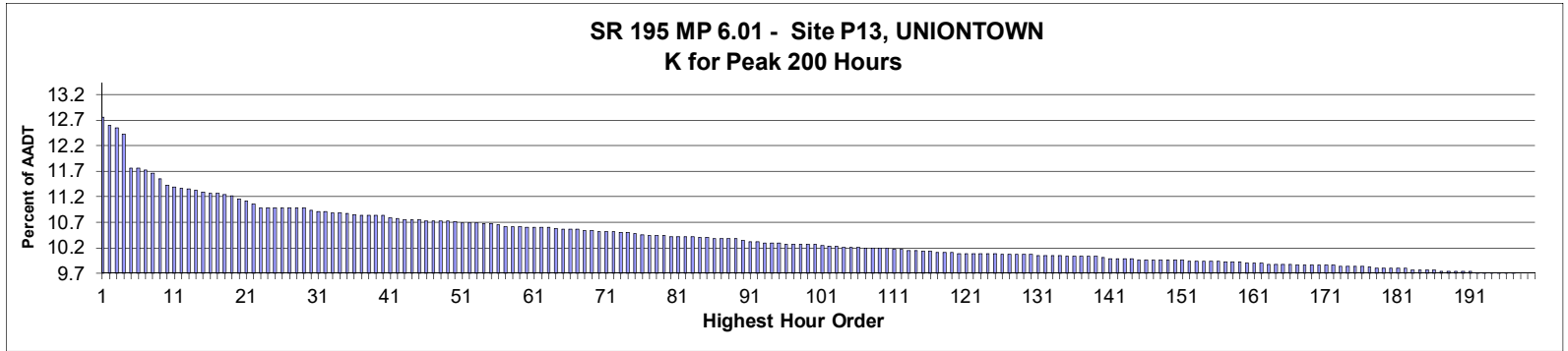
MO	DY	YR	DAY OF WK	HR	HR VOL	PERCENT OF AADT	HOUR NUMBER	AADT	NORTH VOLUME	SOUTH VOLUME	PERCENT NORTH IS OF TOTAL VOLUME	PERCENT SOUTH IS OF TOTAL VOLUME
6	16	2017	6	17	584	12.06	17	4,841	367	217	62.84	37.16
8	6	2017	1	12	583	12.04	18	4,841	176	407	30.19	69.81
7	27	2017	5	16	581	12.00	19	4,841	308	273	53.01	46.99
7	16	2017	1	14	577	11.92	20	4,841	229	348	39.69	60.31
7	30	2017	1	13	577	11.92	21	4,841	202	375	35.01	64.99
5	26	2017	6	17	574	11.86	22	4,841	397	177	69.16	30.84
7	9	2017	1	13	573	11.84	23	4,841	215	358	37.52	62.48
7	16	2017	1	15	572	11.82	24	4,841	243	329	42.48	57.52
8	11	2017	6	17	572	11.82	25	4,841	358	214	62.59	37.41
5	29	2017	2	12	569	11.75	26	4,841	165	404	29.00	71.00
9	1	2017	6	18	568	11.73	27	4,841	393	175	69.19	30.81
7	28	2017	6	16	567	11.71	28	4,841	341	226	60.14	39.86
8	20	2017	1	16	567	11.71	29	4,841	283	284	49.91	50.09
5	12	2017	6	16	566	11.69	30	4,841	336	230	59.36	40.64
7	23	2017	1	15	565	11.67	31	4,841	234	331	41.42	58.58
8	11	2017	6	15	565	11.67	32	4,841	351	214	62.12	37.88
6	25	2017	1	12	564	11.65	33	4,841	222	342	39.36	60.64
10	20	2017	6	16	564	11.65	34	4,841	301	263	53.37	46.63
7	1	2017	7	16	562	11.61	35	4,841	343	219	61.03	38.97
7	23	2017	1	12	562	11.61	36	4,841	199	363	35.41	64.59
7	27	2017	5	17	562	11.61	37	4,841	314	248	55.87	44.13
5	29	2017	2	13	560	11.57	38	4,841	158	402	28.21	71.79
7	23	2017	1	14	560	11.57	39	4,841	204	356	36.43	63.57
7	21	2017	6	13	559	11.55	40	4,841	293	266	52.42	47.58
8	8	2017	3	16	558	11.53	41	4,841	337	221	60.39	39.61
9	1	2017	6	17	558	11.53	42	4,841	364	194	65.23	34.77
5	26	2017	6	18	557	11.51	43	4,841	372	185	66.79	33.21
7	16	2017	1	13	554	11.44	44	4,841	207	347	37.36	62.64
8	4	2017	6	17	551	11.38	45	4,841	339	212	61.52	38.48
7	20	2017	5	17	550	11.36	46	4,841	306	244	55.64	44.36
8	13	2017	1	16	550	11.36	47	4,841	241	309	43.82	56.18
7	2	2017	1	14	549	11.34	48	4,841	233	316	42.44	57.56
7	2	2017	1	16	549	11.34	49	4,841	259	290	47.18	52.82
7	3	2017	2	13	548	11.32	50	4,841	205	343	37.41	62.59
7	16	2017	1	12	548	11.32	51	4,841	173	375	31.57	68.43
7	2	2017	1	13	547	11.30	52	4,841	219	328	40.04	59.96
7	30	2017	1	12	547	11.30	53	4,841	195	352	35.65	64.35
8	20	2017	1	12	547	11.30	54	4,841	159	388	29.07	70.93
9	1	2017	6	16	547	11.30	55	4,841	310	237	56.67	43.33
7	1	2017	7	12	546	11.28	56	4,841	269	277	49.27	50.73
7	14	2017	6	16	545	11.26	57	4,841	327	218	60.00	40.00
8	7	2017	2	13	545	11.26	58	4,841	182	363	33.39	66.61
8	13	2017	1	15	545	11.26	59	4,841	208	337	38.17	61.83
8	20	2017	1	14	545	11.26	60	4,841	203	342	37.25	62.75
5	26	2017	6	16	544	11.24	61	4,841	348	196	63.97	36.03
9	29	2017	6	16	543	11.22	62	4,841	290	253	53.41	46.59
5	7	2017	1	13	542	11.20	63	4,841	169	373	31.18	68.82
9	15	2017	6	17	541	11.18	64	4,841	324	217	59.89	40.11
10	6	2017	6	16	541	11.18	65	4,841	284	257	52.50	47.50
8	9	2017	4	16	540	11.15	66	4,841	329	211	60.93	39.07
6	30	2017	6	16	539	11.13	67	4,841	339	200	62.89	37.11



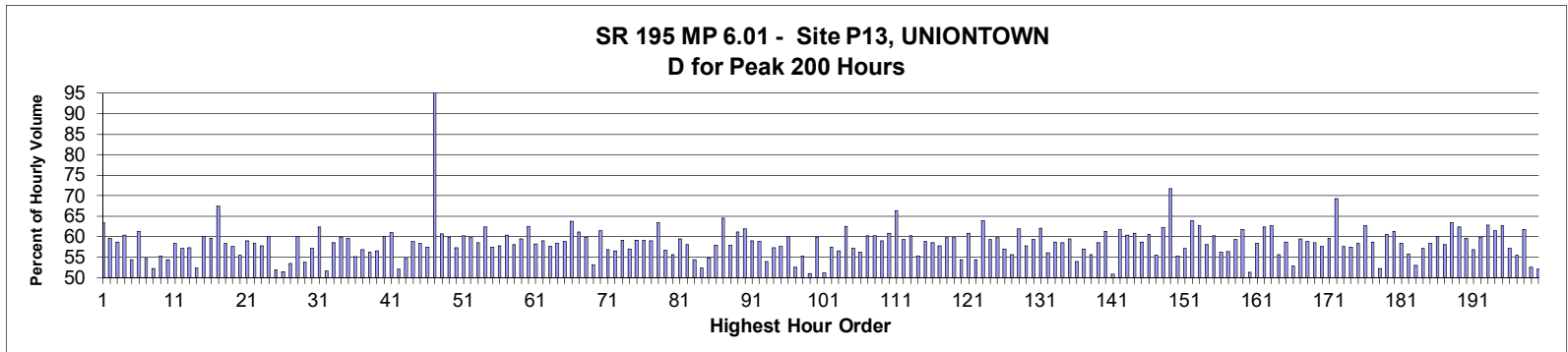
MO	DY	YR	DAY OF WK	HR	HR VOL	PERCENT OF AADT	HOUR NUMBER	AADT	NORTH VOLUME	SOUTH VOLUME	PERCENT NORTH IS OF TOTAL VOLUME	PERCENT SOUTH IS OF TOTAL VOLUME
7	16	2017	1	16	536	11.07	68	4,841	238	298	44.40	55.60
7	27	2017	5	15	534	11.03	69	4,841	281	253	52.62	47.38
7	28	2017	6	17	534	11.03	70	4,841	325	209	60.86	39.14
8	17	2017	5	17	534	11.03	71	4,841	316	218	59.18	40.82
8	27	2017	1	12	534	11.03	72	4,841	188	346	35.21	64.79
9	3	2017	1	13	534	11.03	73	4,841	199	335	37.27	62.73
4	28	2017	6	16	532	10.99	74	4,841	313	219	58.83	41.17
5	14	2017	1	14	532	10.99	75	4,841	172	360	32.33	67.67
6	25	2017	1	13	532	10.99	76	4,841	196	336	36.84	63.16
7	14	2017	6	15	532	10.99	77	4,841	308	224	57.89	42.11
7	21	2017	6	12	532	10.99	78	4,841	267	265	50.19	49.81
4	21	2017	6	17	530	10.95	79	4,841	327	203	61.70	38.30
5	26	2017	6	15	530	10.95	80	4,841	339	191	63.96	36.04
5	29	2017	2	14	530	10.95	81	4,841	157	373	29.62	70.38
8	10	2017	5	16	530	10.95	82	4,841	293	237	55.28	44.72
8	25	2017	6	16	530	10.95	83	4,841	292	238	55.09	44.91
7	28	2017	6	15	529	10.93	84	4,841	304	225	57.47	42.53
6	16	2017	6	16	528	10.91	85	4,841	310	218	58.71	41.29
8	6	2017	1	13	528	10.91	86	4,841	180	348	34.09	65.91
7	14	2017	6	18	527	10.89	87	4,841	333	194	63.19	36.81
10	19	2017	5	16	527	10.89	88	4,841	262	265	49.72	50.28
7	6	2017	5	17	526	10.87	89	4,841	273	253	51.90	48.10
7	7	2017	6	16	526	10.87	90	4,841	278	248	52.85	47.15
8	3	2017	5	16	526	10.87	91	4,841	314	212	59.70	40.30
8	4	2017	6	12	526	10.87	92	4,841	229	297	43.54	56.46
9	8	2017	6	16	525	10.84	93	4,841	277	248	52.76	47.24
5	14	2017	1	13	524	10.82	94	4,841	188	336	35.88	64.12
7	15	2017	7	13	524	10.82	95	4,841	223	301	42.56	57.44
8	12	2017	7	16	524	10.82	96	4,841	320	204	61.07	38.93
8	25	2017	6	15	524	10.82	97	4,841	278	246	53.05	46.95
5	5	2017	6	18	523	10.80	98	4,841	344	179	65.77	34.23
5	21	2017	1	15	523	10.80	99	4,841	190	333	36.33	63.67
7	2	2017	1	12	523	10.80	100	4,841	208	315	39.77	60.23
8	18	2017	6	17	523	10.80	101	4,841	313	210	59.85	40.15
7	1	2017	7	14	522	10.78	102	4,841	281	241	53.83	46.17
7	21	2017	6	14	522	10.78	103	4,841	287	235	54.98	45.02
8	18	2017	6	14	522	10.78	104	4,841	234	288	44.83	55.17
9	29	2017	6	17	522	10.78	105	4,841	301	221	57.66	42.34
5	19	2017	6	17	520	10.74	106	4,841	307	213	59.04	40.96
8	17	2017	5	16	520	10.74	107	4,841	302	218	58.08	41.92
4	21	2017	6	15	519	10.72	108	4,841	320	199	61.66	38.34
7	5	2017	4	14	519	10.72	109	4,841	249	270	47.98	52.02
8	7	2017	2	16	519	10.72	110	4,841	308	211	59.34	40.66
8	27	2017	1	13	518	10.70	111	4,841	192	326	37.07	62.93
9	22	2017	6	17	518	10.70	112	4,841	301	217	58.11	41.89
10	12	2017	5	16	518	10.70	113	4,841	302	216	58.30	41.70
10	15	2017	1	13	518	10.70	114	4,841	178	340	34.36	65.64
6	23	2017	6	18	517	10.68	115	4,841	337	180	65.18	34.82
7	20	2017	5	16	517	10.68	116	4,841	275	242	53.19	46.81
8	16	2017	4	16	517	10.68	117	4,841	300	217	58.03	41.97
9	8	2017	6	17	517	10.68	118	4,841	310	207	59.96	40.04

MO	DY	YR	DAY OF WK	HR	HR VOL	PERCENT OF AADT	HOUR NUMBER	AADT	NORTH VOLUME	SOUTH VOLUME	PERCENT NORTH IS OF TOTAL VOLUME	PERCENT SOUTH IS OF TOTAL VOLUME
2	17	2017	6	16	516	10.66	119	4,841	284	232	55.04	44.96
7	2	2017	1	15	516	10.66	120	4,841	236	280	45.74	54.26
6	23	2017	6	16	515	10.64	121	4,841	297	218	57.67	42.33
6	25	2017	1	14	515	10.64	122	4,841	187	328	36.31	63.69
7	30	2017	1	14	515	10.64	123	4,841	203	312	39.42	60.58
8	18	2017	6	15	515	10.64	124	4,841	262	253	50.87	49.13
9	4	2017	2	12	514	10.62	125	4,841	167	347	32.49	67.51
7	14	2017	6	14	513	10.60	126	4,841	255	258	49.71	50.29
7	15	2017	7	14	513	10.60	127	4,841	234	279	45.61	54.39
5	7	2017	1	14	512	10.58	128	4,841	169	343	33.01	66.99
7	3	2017	2	14	512	10.58	129	4,841	203	309	39.65	60.35
8	31	2017	5	17	512	10.58	130	4,841	326	186	63.67	36.33
9	29	2017	6	18	512	10.58	131	4,841	283	229	55.27	44.73
10	6	2017	6	18	512	10.58	132	4,841	320	192	62.50	37.50
1	13	2017	6	16	511	10.56	133	4,841	316	195	61.84	38.16
6	9	2017	6	17	511	10.56	134	4,841	311	200	60.86	39.14
7	7	2017	6	17	511	10.56	135	4,841	290	221	56.75	43.25
7	21	2017	6	18	511	10.56	136	4,841	290	221	56.75	43.25
8	4	2017	6	14	511	10.56	137	4,841	287	224	56.16	43.84
8	10	2017	5	17	511	10.56	138	4,841	315	196	61.64	38.36
9	11	2017	2	16	511	10.56	139	4,841	252	259	49.32	50.68
10	27	2017	6	16	511	10.56	140	4,841	275	236	53.82	46.18
5	12	2017	6	15	510	10.54	141	4,841	318	192	62.35	37.65
6	30	2017	6	18	510	10.54	142	4,841	323	187	63.33	36.67
7	11	2017	3	17	510	10.54	143	4,841	265	245	51.96	48.04
10	6	2017	6	15	510	10.54	144	4,841	270	240	52.94	47.06
4	21	2017	6	16	509	10.51	145	4,841	313	196	61.49	38.51
8	2	2017	4	16	509	10.51	146	4,841	300	209	58.94	41.06
8	14	2017	2	17	509	10.51	147	4,841	319	190	62.67	37.33
10	20	2017	6	17	509	10.51	148	4,841	340	169	66.80	33.20
6	11	2017	1	14	508	10.49	149	4,841	195	313	38.39	61.61
7	3	2017	2	12	508	10.49	150	4,841	174	334	34.25	65.75
7	7	2017	6	15	508	10.49	151	4,841	265	243	52.17	47.83
7	15	2017	7	15	508	10.49	152	4,841	254	254	50.00	50.00
8	13	2017	1	11	508	10.49	153	4,841	168	340	33.07	66.93
8	18	2017	6	12	508	10.49	154	4,841	231	277	45.47	54.53
8	24	2017	5	17	508	10.49	155	4,841	276	232	54.33	45.67
8	25	2017	6	17	508	10.49	156	4,841	299	209	58.86	41.14
9	1	2017	6	15	508	10.49	157	4,841	270	238	53.15	46.85
6	18	2017	1	14	507	10.47	158	4,841	195	312	38.46	61.54
6	26	2017	2	17	507	10.47	159	4,841	290	217	57.20	42.80
7	27	2017	5	18	507	10.47	160	4,841	326	181	64.30	35.70
5	21	2017	1	13	506	10.45	161	4,841	155	351	30.63	69.37
6	18	2017	1	12	506	10.45	162	4,841	171	335	33.79	66.21
6	22	2017	5	16	506	10.45	163	4,841	289	217	57.11	42.89
6	30	2017	6	14	506	10.45	164	4,841	268	238	52.96	47.04
8	15	2017	3	16	506	10.45	165	4,841	271	235	53.56	46.44
7	9	2017	1	12	505	10.43	166	4,841	181	324	35.84	64.16
7	27	2017	5	14	505	10.43	167	4,841	244	261	48.32	51.68
5	21	2017	1	12	504	10.41	168	4,841	178	326	35.32	64.68
5	25	2017	5	16	504	10.41	169	4,841	277	227	54.96	45.04

MO	DY	YR	DAY OF WK	HR	HR VOL	PERCENT OF AADT	HOUR NUMBER	AADT	NORTH VOLUME	SOUTH VOLUME	PERCENT NORTH IS OF TOTAL VOLUME	PERCENT SOUTH IS OF TOTAL VOLUME
6	25	2017	1	15	504	10.41	170	4,841	205	299	40.67	59.33
7	16	2017	1	11	504	10.41	171	4,841	165	339	32.74	67.26
5	19	2017	6	16	503	10.39	172	4,841	249	254	49.50	50.50
5	29	2017	2	11	503	10.39	173	4,841	127	376	25.25	74.75
8	3	2017	5	15	503	10.39	174	4,841	264	239	52.49	47.51
8	11	2017	6	12	503	10.39	175	4,841	244	259	48.51	51.49
9	15	2017	6	16	503	10.39	176	4,841	255	248	50.70	49.30
7	10	2017	2	17	502	10.37	177	4,841	267	235	53.19	46.81
8	18	2017	6	16	502	10.37	178	4,841	261	241	51.99	48.01
9	21	2017	5	16	502	10.37	179	4,841	271	231	53.98	46.02
4	27	2017	5	16	501	10.35	180	4,841	304	197	60.68	39.32
7	13	2017	5	16	501	10.35	181	4,841	261	240	52.10	47.90
7	26	2017	4	16	500	10.33	182	4,841	262	238	52.40	47.60
7	30	2017	1	11	500	10.33	183	4,841	171	329	34.20	65.80
7	30	2017	1	15	500	10.33	184	4,841	222	278	44.40	55.60
7	9	2017	1	14	499	10.31	185	4,841	178	321	35.67	64.33
7	24	2017	2	12	499	10.31	186	4,841	183	316	36.67	63.33
7	28	2017	6	13	499	10.31	187	4,841	231	268	46.29	53.71
7	28	2017	6	18	499	10.31	188	4,841	315	184	63.13	36.87
8	1	2017	3	16	499	10.31	189	4,841	301	198	60.32	39.68
8	11	2017	6	14	499	10.31	190	4,841	289	210	57.92	42.08
10	20	2017	6	18	499	10.31	191	4,841	333	166	66.73	33.27
5	14	2017	1	12	498	10.29	192	4,841	144	354	28.92	71.08
7	19	2017	4	16	498	10.29	193	4,841	268	230	53.82	46.18
7	31	2017	2	16	498	10.29	194	4,841	289	209	58.03	41.97
10	15	2017	1	12	498	10.29	195	4,841	152	346	30.52	69.48
10	16	2017	2	15	498	10.29	196	4,841	218	280	43.78	56.22
5	12	2017	6	17	497	10.27	197	4,841	320	177	64.39	35.61
5	14	2017	1	15	497	10.27	198	4,841	224	273	45.07	54.93
5	28	2017	1	17	497	10.27	199	4,841	236	261	47.48	52.52
7	2	2017	1	17	497	10.27	200	4,841	245	252	49.30	50.70



AADT= 4,842      K 30 FACTOR= 10.90      K 100 FACTOR= 10.24      K 200 FACTOR= 9.67      D 30 FACTOR= 57.20



MO	DY	YR	DAY OF WK	HR	HR VOL	PERCENT OF AADT	HOUR NUMBER	AADT	NORTH VOLUME	SOUTH VOLUME	PERCENT NORTH IS OF TOTAL VOLUME	PERCENT SOUTH IS OF TOTAL VOLUME
5	5	2017	6	18	616	12.72	1	4,842	225	391	36.53	63.47
11	3	2017	6	17	608	12.56	2	4,842	246	362	40.46	59.54
11	3	2017	6	18	606	12.52	3	4,842	250	356	41.25	58.75
9	22	2017	6	18	600	12.39	4	4,842	238	362	39.67	60.33
9	15	2017	6	18	568	11.73	5	4,842	259	309	45.60	54.40
10	20	2017	6	18	568	11.73	6	4,842	220	348	38.73	61.27
10	27	2017	6	17	566	11.69	7	4,842	256	310	45.23	54.77
8	21	2017	2	18	563	11.63	8	4,842	294	269	52.22	47.78
11	3	2017	6	16	558	11.52	9	4,842	249	309	44.62	55.38
2	24	2017	6	17	552	11.40	10	4,842	252	300	45.65	54.35
9	8	2017	6	18	550	11.36	11	4,842	229	321	41.64	58.36
6	22	2017	5	17	549	11.34	12	4,842	235	314	42.81	57.19
4	21	2017	6	17	548	11.32	13	4,842	234	314	42.70	57.30
5	5	2017	6	17	547	11.30	14	4,842	260	287	47.53	52.47
10	13	2017	6	18	545	11.26	15	4,842	218	327	40.00	60.00
8	18	2017	6	18	544	11.24	16	4,842	220	324	40.44	59.56

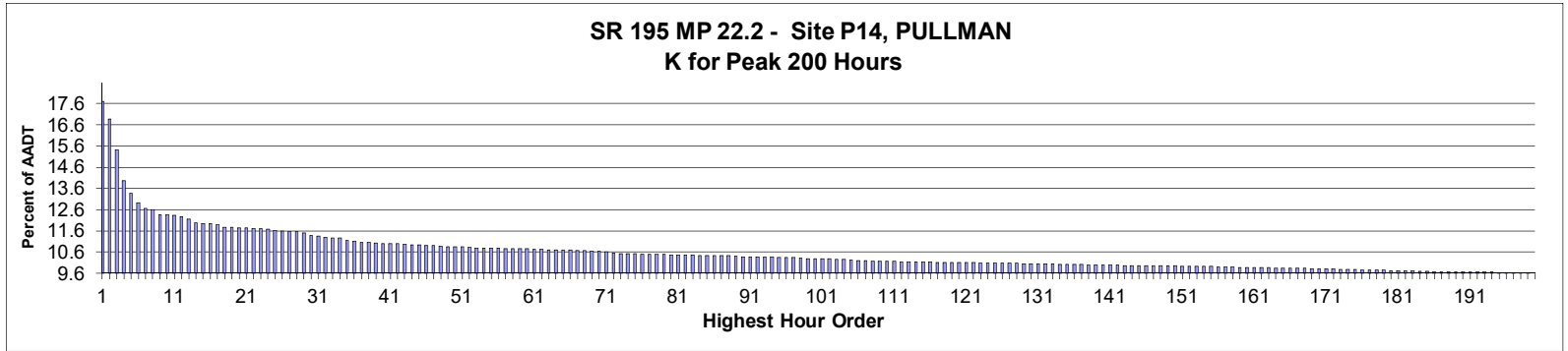
MO	DY	YR	DAY OF WK	HR	HR VOL	PERCENT OF AADT	HOUR NUMBER	AADT	NORTH VOLUME	SOUTH VOLUME	PERCENT NORTH IS OF TOTAL VOLUME	PERCENT SOUTH IS OF TOTAL VOLUME
11	4	2017	7	11	544	11.24	17	4,842	367	177	67.46	32.54
8	17	2017	5	18	543	11.21	18	4,842	226	317	41.62	58.38
6	22	2017	5	18	542	11.19	19	4,842	230	312	42.44	57.56
8	18	2017	6	17	539	11.13	20	4,842	240	299	44.53	55.47
9	23	2017	7	14	537	11.09	21	4,842	317	220	59.03	40.97
5	31	2017	4	18	534	11.03	22	4,842	222	312	41.57	58.43
4	28	2017	6	17	530	10.95	23	4,842	224	306	42.26	57.74
6	9	2017	6	17	530	10.95	24	4,842	212	318	40.00	60.00
8	19	2017	7	11	530	10.95	25	4,842	255	275	48.11	51.89
8	22	2017	3	17	530	10.95	26	4,842	257	273	48.49	51.51
10	19	2017	5	18	530	10.95	27	4,842	247	283	46.60	53.40
10	20	2017	6	16	530	10.95	28	4,842	212	318	40.00	60.00
10	27	2017	6	16	530	10.95	29	4,842	245	285	46.23	53.77
9	15	2017	6	17	528	10.90	30	4,842	226	302	42.80	57.20
6	30	2017	6	16	527	10.88	31	4,842	198	329	37.57	62.43
8	19	2017	7	10	527	10.88	32	4,842	255	272	48.39	51.61
8	16	2017	4	17	526	10.86	33	4,842	218	308	41.44	58.56
8	16	2017	4	18	526	10.86	34	4,842	211	315	40.11	59.89
10	27	2017	6	18	525	10.84	35	4,842	212	313	40.38	59.62
4	7	2017	6	17	524	10.82	36	4,842	235	289	44.85	55.15
6	2	2017	6	18	523	10.80	37	4,842	226	297	43.21	56.79
8	24	2017	5	18	523	10.80	38	4,842	229	294	43.79	56.21
9	8	2017	6	17	523	10.80	39	4,842	227	296	43.40	56.60
11	17	2017	6	17	523	10.80	40	4,842	209	314	39.96	60.04
9	1	2017	6	18	521	10.76	41	4,842	203	318	38.96	61.04
8	19	2017	7	12	520	10.74	42	4,842	249	271	47.88	52.12
2	24	2017	6	16	519	10.72	43	4,842	235	284	45.28	54.72
6	23	2017	6	17	519	10.72	44	4,842	214	305	41.23	58.77
11	2	2017	5	17	519	10.72	45	4,842	216	303	41.62	58.38
6	29	2017	5	18	518	10.70	46	4,842	220	298	42.47	57.53
9	10	2017	1	1	518	10.70	47	4,842	25	493	4.83	95.17
9	19	2017	3	18	518	10.70	48	4,842	204	314	39.38	60.62
10	26	2017	5	17	518	10.70	49	4,842	208	310	40.15	59.85
8	22	2017	3	18	517	10.68	50	4,842	221	296	42.75	57.25
8	11	2017	6	17	516	10.66	51	4,842	205	311	39.73	60.27
8	31	2017	5	17	516	10.66	52	4,842	208	308	40.31	59.69
8	31	2017	5	18	516	10.66	53	4,842	214	302	41.47	58.53
7	12	2017	4	18	515	10.64	54	4,842	194	321	37.67	62.33
10	26	2017	5	18	515	10.64	55	4,842	219	296	42.52	57.48
8	15	2017	3	18	514	10.62	56	4,842	217	297	42.22	57.78
5	19	2017	6	16	513	10.59	57	4,842	203	310	39.57	60.43
5	19	2017	6	18	513	10.59	58	4,842	215	298	41.91	58.09
10	18	2017	4	18	513	10.59	59	4,842	208	305	40.55	59.45
5	3	2017	4	17	512	10.57	60	4,842	192	320	37.50	62.50
9	14	2017	5	17	512	10.57	61	4,842	214	298	41.80	58.20
10	13	2017	6	17	512	10.57	62	4,842	210	302	41.02	58.98
10	19	2017	5	17	512	10.57	63	4,842	217	295	42.38	57.62
5	12	2017	6	17	511	10.55	64	4,842	213	298	41.68	58.32
6	2	2017	6	17	510	10.53	65	4,842	210	300	41.18	58.82
6	13	2017	3	18	510	10.53	66	4,842	185	325	36.27	63.73
10	20	2017	6	17	510	10.53	67	4,842	198	312	38.82	61.18

MO	DY	YR	DAY OF WK	HR	HR VOL	PERCENT OF AADT	HOUR NUMBER	AADT	NORTH VOLUME	SOUTH VOLUME	PERCENT NORTH IS OF TOTAL VOLUME	PERCENT SOUTH IS OF TOTAL VOLUME
8	9	2017	4	18	509	10.51	68	4,842	204	305	40.08	59.92
8	21	2017	2	17	509	10.51	69	4,842	238	271	46.76	53.24
4	7	2017	6	18	508	10.49	70	4,842	196	312	38.58	61.42
8	17	2017	5	17	508	10.49	71	4,842	219	289	43.11	56.89
9	21	2017	5	18	508	10.49	72	4,842	221	287	43.50	56.50
3	31	2017	6	16	507	10.47	73	4,842	207	300	40.83	59.17
10	11	2017	4	18	507	10.47	74	4,842	218	289	43.00	57.00
5	26	2017	6	18	506	10.45	75	4,842	207	299	40.91	59.09
4	21	2017	6	18	505	10.43	76	4,842	206	299	40.79	59.21
6	8	2017	5	17	504	10.41	77	4,842	207	297	41.07	58.93
8	10	2017	5	18	504	10.41	78	4,842	184	320	36.51	63.49
8	18	2017	6	16	504	10.41	79	4,842	218	286	43.25	56.75
3	23	2017	5	17	503	10.39	80	4,842	223	280	44.33	55.67
4	20	2017	5	17	503	10.39	81	4,842	204	299	40.56	59.44
8	30	2017	4	18	503	10.39	82	4,842	211	292	41.95	58.05
11	16	2017	5	18	503	10.39	83	4,842	229	274	45.53	54.47
4	21	2017	6	16	502	10.37	84	4,842	239	263	47.61	52.39
9	1	2017	6	16	502	10.37	85	4,842	227	275	45.22	54.78
6	1	2017	5	17	501	10.35	86	4,842	211	290	42.12	57.88
6	21	2017	4	17	501	10.35	87	4,842	178	323	35.53	64.47
6	29	2017	5	17	501	10.35	88	4,842	211	290	42.12	57.88
11	17	2017	6	18	501	10.35	89	4,842	195	306	38.92	61.08
9	16	2017	7	13	499	10.31	90	4,842	309	190	61.92	38.08
6	30	2017	6	17	498	10.29	91	4,842	204	294	40.96	59.04
9	21	2017	5	17	498	10.29	92	4,842	205	293	41.16	58.84
5	11	2017	5	18	497	10.26	93	4,842	229	268	46.08	53.92
5	26	2017	6	17	497	10.26	94	4,842	212	285	42.66	57.34
6	23	2017	6	16	497	10.26	95	4,842	211	286	42.45	57.55
3	24	2017	6	17	496	10.24	96	4,842	198	298	39.92	60.08
4	8	2017	7	11	496	10.24	97	4,842	261	235	52.62	47.38
5	18	2017	5	17	496	10.24	98	4,842	222	274	44.76	55.24
8	22	2017	3	16	496	10.24	99	4,842	243	253	48.99	51.01
8	25	2017	6	18	496	10.24	100	4,842	199	297	40.12	59.88
5	4	2017	5	17	495	10.22	101	4,842	242	253	48.89	51.11
3	31	2017	6	17	494	10.20	102	4,842	210	284	42.51	57.49
4	7	2017	6	16	494	10.20	103	4,842	215	279	43.52	56.48
5	26	2017	6	16	493	10.18	104	4,842	185	308	37.53	62.47
6	7	2017	4	18	493	10.18	105	4,842	211	282	42.80	57.20
9	22	2017	6	17	493	10.18	106	4,842	216	277	43.81	56.19
2	24	2017	6	18	492	10.16	107	4,842	196	296	39.84	60.16
3	16	2017	5	17	492	10.16	108	4,842	196	296	39.84	60.16
3	31	2017	6	18	492	10.16	109	4,842	202	290	41.06	58.94
12	1	2017	6	18	492	10.16	110	4,842	193	299	39.23	60.77
4	19	2017	4	18	491	10.14	111	4,842	165	326	33.60	66.40
11	2	2017	5	18	491	10.14	112	4,842	200	291	40.73	59.27
7	11	2017	3	18	490	10.12	113	4,842	195	295	39.80	60.20
8	23	2017	4	18	490	10.12	114	4,842	219	271	44.69	55.31
2	17	2017	6	18	489	10.10	115	4,842	201	288	41.10	58.90
9	14	2017	5	18	489	10.10	116	4,842	203	286	41.51	58.49
5	18	2017	5	18	488	10.08	117	4,842	206	282	42.21	57.79
6	27	2017	3	17	488	10.08	118	4,842	196	292	40.16	59.84

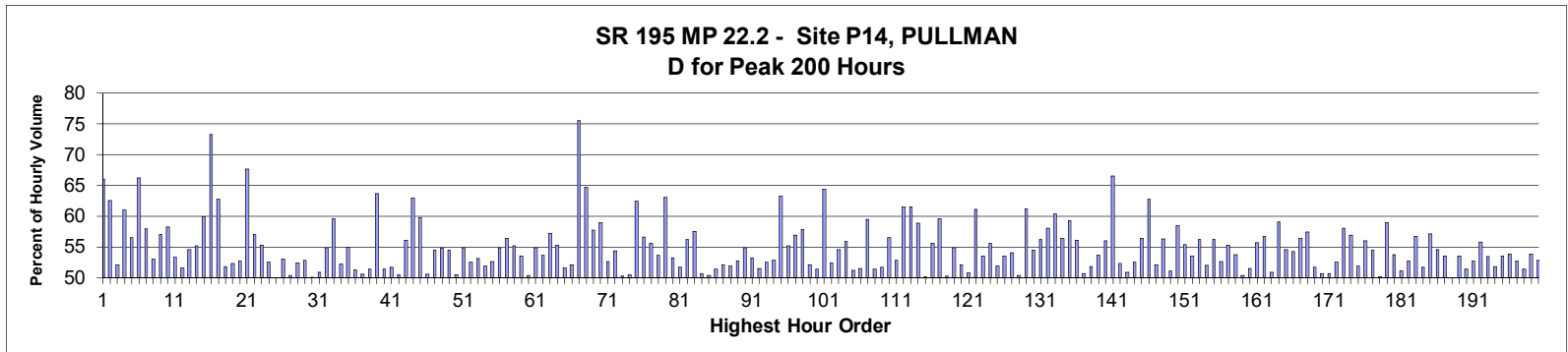
MO	DY	YR	DAY OF WK	HR	HR VOL	PERCENT OF AADT	HOUR NUMBER	AADT	NORTH VOLUME	SOUTH VOLUME	PERCENT NORTH IS OF TOTAL VOLUME	PERCENT SOUTH IS OF TOTAL VOLUME
8	25	2017	6	16	488	10.08	119	4,842	196	292	40.16	59.84
2	17	2017	6	16	487	10.06	120	4,842	222	265	45.59	54.41
4	28	2017	6	18	487	10.06	121	4,842	191	296	39.22	60.78
6	16	2017	6	16	487	10.06	122	4,842	222	265	45.59	54.41
6	19	2017	2	18	487	10.06	123	4,842	176	311	36.14	63.86
8	10	2017	5	17	487	10.06	124	4,842	198	289	40.66	59.34
8	17	2017	5	16	487	10.06	125	4,842	196	291	40.25	59.75
5	12	2017	6	16	486	10.04	126	4,842	209	277	43.00	57.00
5	26	2017	6	15	486	10.04	127	4,842	216	270	44.44	55.56
6	16	2017	6	18	486	10.04	128	4,842	185	301	38.07	61.93
9	1	2017	6	17	486	10.04	129	4,842	205	281	42.18	57.82
9	20	2017	4	18	486	10.04	130	4,842	198	288	40.74	59.26
4	12	2017	4	18	485	10.02	131	4,842	184	301	37.94	62.06
6	1	2017	5	18	485	10.02	132	4,842	213	272	43.92	56.08
6	12	2017	2	18	485	10.02	133	4,842	200	285	41.24	58.76
6	15	2017	5	18	485	10.02	134	4,842	201	284	41.44	58.56
3	24	2017	6	18	484	10.00	135	4,842	196	288	40.50	59.50
5	5	2017	6	16	484	10.00	136	4,842	223	261	46.07	53.93
6	15	2017	5	17	484	10.00	137	4,842	208	276	42.98	57.02
6	23	2017	6	18	484	10.00	138	4,842	215	269	44.42	55.58
6	28	2017	4	18	484	10.00	139	4,842	201	283	41.53	58.47
8	25	2017	6	17	483	9.98	140	4,842	187	296	38.72	61.28
9	8	2017	6	16	482	9.95	141	4,842	237	245	49.17	50.83
9	11	2017	2	18	482	9.95	142	4,842	184	298	38.17	61.83
10	18	2017	4	17	482	9.95	143	4,842	191	291	39.63	60.37
11	30	2017	5	18	482	9.95	144	4,842	189	293	39.21	60.79
1	27	2017	6	16	481	9.93	145	4,842	199	282	41.37	58.63
3	10	2017	6	18	481	9.93	146	4,842	190	291	39.50	60.50
6	14	2017	4	18	481	9.93	147	4,842	214	267	44.49	55.51
9	13	2017	4	18	481	9.93	148	4,842	182	299	37.84	62.16
11	4	2017	7	10	481	9.93	149	4,842	345	136	71.73	28.27
11	8	2017	4	17	481	9.93	150	4,842	215	266	44.70	55.30
11	9	2017	5	17	481	9.93	151	4,842	206	275	42.83	57.17
6	6	2017	3	18	480	9.91	152	4,842	173	307	36.04	63.96
7	13	2017	5	18	480	9.91	153	4,842	179	301	37.29	62.71
9	13	2017	4	17	480	9.91	154	4,842	201	279	41.88	58.13
9	15	2017	6	16	480	9.91	155	4,842	191	289	39.79	60.21
10	13	2017	6	16	480	9.91	156	4,842	210	270	43.75	56.25
8	19	2017	7	13	479	9.89	157	4,842	209	270	43.63	56.37
9	7	2017	5	18	479	9.89	158	4,842	195	284	40.71	59.29
10	16	2017	2	18	479	9.89	159	4,842	183	296	38.20	61.80
3	17	2017	6	17	478	9.87	160	4,842	245	233	51.26	48.74
8	23	2017	4	17	478	9.87	161	4,842	199	279	41.63	58.37
8	28	2017	2	18	478	9.87	162	4,842	180	298	37.66	62.34
4	14	2017	6	18	477	9.85	163	4,842	178	299	37.32	62.68
5	25	2017	5	16	477	9.85	164	4,842	212	265	44.44	55.56
6	20	2017	3	18	477	9.85	165	4,842	197	280	41.30	58.70
11	11	2017	7	11	477	9.85	166	4,842	252	225	52.83	47.17
4	28	2017	6	16	476	9.83	167	4,842	193	283	40.55	59.45
5	19	2017	6	17	476	9.83	168	4,842	196	280	41.18	58.82
5	23	2017	3	18	476	9.83	169	4,842	197	279	41.39	58.61

MO	DY	YR	DAY OF WK	HR	HR VOL	PERCENT OF AADT	HOUR NUMBER	AADT	NORTH VOLUME	SOUTH VOLUME	PERCENT NORTH IS OF TOTAL VOLUME	PERCENT SOUTH IS OF TOTAL VOLUME
6	9	2017	6	18	476	9.83	170	4,842	202	274	42.44	57.56
9	12	2017	3	17	476	9.83	171	4,842	192	284	40.34	59.66
11	4	2017	7	18	476	9.83	172	4,842	146	330	30.67	69.33
5	12	2017	6	18	475	9.81	173	4,842	201	274	42.32	57.68
6	29	2017	5	16	475	9.81	174	4,842	202	273	42.53	57.47
9	8	2017	6	19	475	9.81	175	4,842	198	277	41.68	58.32
11	7	2017	3	18	475	9.81	176	4,842	177	298	37.26	62.74
7	6	2017	5	18	474	9.79	177	4,842	196	278	41.35	58.65
3	17	2017	6	16	473	9.77	178	4,842	226	247	47.78	52.22
4	13	2017	5	18	473	9.77	179	4,842	187	286	39.53	60.47
6	21	2017	4	18	473	9.77	180	4,842	183	290	38.69	61.31
7	5	2017	4	17	473	9.77	181	4,842	197	276	41.65	58.35
11	15	2017	4	18	473	9.77	182	4,842	209	264	44.19	55.81
1	6	2017	6	17	471	9.73	183	4,842	221	250	46.92	53.08
3	3	2017	6	16	471	9.73	184	4,842	202	269	42.89	57.11
3	3	2017	6	18	471	9.73	185	4,842	196	275	41.61	58.39
4	27	2017	5	18	471	9.73	186	4,842	188	283	39.92	60.08
4	14	2017	6	16	470	9.71	187	4,842	197	273	41.91	58.09
5	25	2017	5	17	470	9.71	188	4,842	172	298	36.60	63.40
7	5	2017	4	18	470	9.71	189	4,842	177	293	37.66	62.34
8	15	2017	3	17	470	9.71	190	4,842	190	280	40.43	59.57
11	22	2017	4	15	470	9.71	191	4,842	203	267	43.19	56.81
4	13	2017	5	17	469	9.69	192	4,842	188	281	40.09	59.91
6	26	2017	2	18	469	9.69	193	4,842	174	295	37.10	62.90
6	30	2017	6	18	469	9.69	194	4,842	181	288	38.59	61.41
10	30	2017	2	18	469	9.69	195	4,842	175	294	37.31	62.69
11	1	2017	4	17	469	9.69	196	4,842	201	268	42.86	57.14
11	14	2017	3	17	469	9.69	197	4,842	209	260	44.56	55.44
2	14	2017	3	18	468	9.67	198	4,842	179	289	38.25	61.75
3	3	2017	6	17	468	9.67	199	4,842	222	246	47.44	52.56
4	7	2017	6	15	468	9.67	200	4,842	244	224	52.14	47.86





**AADT= 3,813      K 30 FACTOR= 11.41      K 100 FACTOR= 10.31      K 200 FACTOR= 9.62      D 30 FACTOR= 50.11**



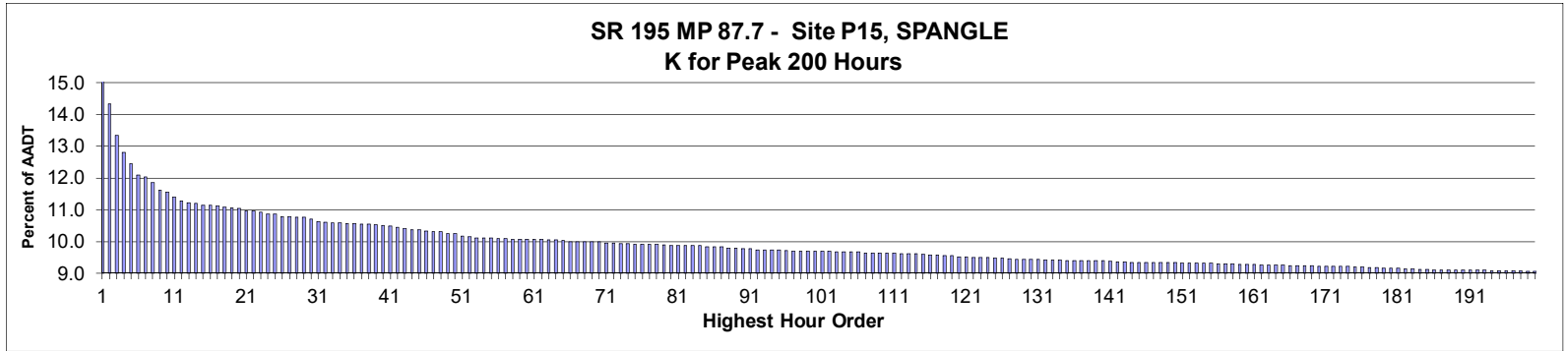
MO	DY	YR	DAY OF WK	HR	HR VOL	PERCENT OF AADT	HOUR NUMBER	AADT	NORTH VOLUME	SOUTH VOLUME	PERCENT NORTH IS OF TOTAL VOLUME	PERCENT SOUTH IS OF TOTAL VOLUME
11	3	2017	6	17	676	17.73	1	3,813	230	446	34.02	65.98
11	3	2017	6	16	644	16.89	2	3,813	241	403	37.42	62.58
5	5	2017	6	17	589	15.45	3	3,813	282	307	47.88	52.12
11	3	2017	6	18	533	13.98	4	3,813	208	325	39.02	60.98
5	5	2017	6	18	510	13.38	5	3,813	222	288	43.53	56.47
8	20	2017	1	14	494	12.96	6	3,813	167	327	33.81	66.19
4	7	2017	6	16	483	12.67	7	3,813	203	280	42.03	57.97
9	15	2017	6	18	481	12.61	8	3,813	255	226	53.01	46.99
9	1	2017	6	16	472	12.38	9	3,813	269	203	56.99	43.01
9	1	2017	6	17	472	12.38	10	3,813	275	197	58.26	41.74
8	19	2017	7	11	471	12.35	11	3,813	251	220	53.29	46.71
9	15	2017	6	16	469	12.30	12	3,813	242	227	51.60	48.40
5	5	2017	6	16	464	12.17	13	3,813	253	211	54.53	45.47
9	8	2017	6	18	457	11.99	14	3,813	252	205	55.14	44.86
11	3	2017	6	15	456	11.96	15	3,813	183	273	40.13	59.87
11	4	2017	7	17	456	11.96	16	3,813	334	122	73.25	26.75

MO	DY	YR	DAY OF WK	HR	HR VOL	PERCENT OF AADT	HOUR NUMBER	AADT	NORTH VOLUME	SOUTH VOLUME	PERCENT NORTH IS OF TOTAL VOLUME	PERCENT SOUTH IS OF TOTAL VOLUME
9	16	2017	7	13	454	11.91	17	3,813	169	285	37.22	62.78
8	18	2017	6	18	450	11.80	18	3,813	233	217	51.78	48.22
8	19	2017	7	13	449	11.78	19	3,813	235	214	52.34	47.66
5	26	2017	6	18	448	11.75	20	3,813	236	212	52.68	47.32
9	16	2017	7	12	448	11.75	21	3,813	145	303	32.37	67.63
9	1	2017	6	18	447	11.72	22	3,813	255	192	57.05	42.95
9	8	2017	6	17	447	11.72	23	3,813	247	200	55.26	44.74
4	21	2017	6	17	446	11.70	24	3,813	234	212	52.47	47.53
11	22	2017	4	16	444	11.64	25	3,813	222	222	50.00	50.00
7	14	2017	6	17	443	11.62	26	3,813	235	208	53.05	46.95
8	18	2017	6	16	441	11.57	27	3,813	222	219	50.34	49.66
9	1	2017	6	15	441	11.57	28	3,813	231	210	52.38	47.62
8	18	2017	6	17	439	11.51	29	3,813	232	207	52.85	47.15
11	17	2017	6	17	435	11.41	30	3,813	217	218	49.89	50.11
8	19	2017	7	12	434	11.38	31	3,813	221	213	50.92	49.08
7	14	2017	6	13	432	11.33	32	3,813	237	195	54.86	45.14
2	17	2017	6	16	431	11.30	33	3,813	257	174	59.63	40.37
8	25	2017	6	16	431	11.30	34	3,813	225	206	52.20	47.80
7	21	2017	6	17	426	11.17	35	3,813	234	192	54.93	45.07
5	26	2017	6	16	425	11.15	36	3,813	218	207	51.29	48.71
9	8	2017	6	15	423	11.09	37	3,813	214	209	50.59	49.41
3	31	2017	6	17	422	11.07	38	3,813	205	217	48.58	51.42
8	22	2017	3	18	421	11.04	39	3,813	268	153	63.66	36.34
4	21	2017	6	18	420	11.01	40	3,813	216	204	51.43	48.57
7	14	2017	6	18	420	11.01	41	3,813	217	203	51.67	48.33
8	18	2017	6	13	420	11.01	42	3,813	208	212	49.52	50.48
4	7	2017	6	17	419	10.99	43	3,813	184	235	43.91	56.09
9	30	2017	7	11	418	10.96	44	3,813	263	155	62.92	37.08
11	17	2017	6	16	418	10.96	45	3,813	250	168	59.81	40.19
9	1	2017	6	14	417	10.94	46	3,813	211	206	50.60	49.40
9	15	2017	6	17	417	10.94	47	3,813	227	190	54.44	45.56
11	10	2017	6	16	416	10.91	48	3,813	228	188	54.81	45.19
6	9	2017	6	16	415	10.88	49	3,813	226	189	54.46	45.54
8	11	2017	6	17	414	10.86	50	3,813	209	205	50.48	49.52
8	21	2017	2	17	414	10.86	51	3,813	227	187	54.83	45.17
3	31	2017	6	16	413	10.83	52	3,813	217	196	52.54	47.46
4	21	2017	6	16	412	10.81	53	3,813	219	193	53.16	46.84
7	14	2017	6	15	412	10.81	54	3,813	214	198	51.94	48.06
8	19	2017	7	10	412	10.81	55	3,813	217	195	52.67	47.33
9	8	2017	6	16	412	10.81	56	3,813	226	186	54.85	45.15
2	24	2017	6	18	411	10.78	57	3,813	232	179	56.45	43.55
7	21	2017	6	16	411	10.78	58	3,813	227	184	55.23	44.77
8	31	2017	5	17	411	10.78	59	3,813	220	191	53.53	46.47
11	22	2017	4	14	411	10.78	60	3,813	204	207	49.64	50.36
5	26	2017	6	17	410	10.75	61	3,813	225	185	54.88	45.12
8	25	2017	6	18	410	10.75	62	3,813	220	190	53.66	46.34
2	17	2017	6	17	409	10.73	63	3,813	234	175	57.21	42.79
4	7	2017	6	15	409	10.73	64	3,813	183	226	44.74	55.26
8	25	2017	6	15	409	10.73	65	3,813	211	198	51.59	48.41
9	4	2017	2	16	409	10.73	66	3,813	196	213	47.92	52.08
9	16	2017	7	20	408	10.70	67	3,813	308	100	75.49	24.51

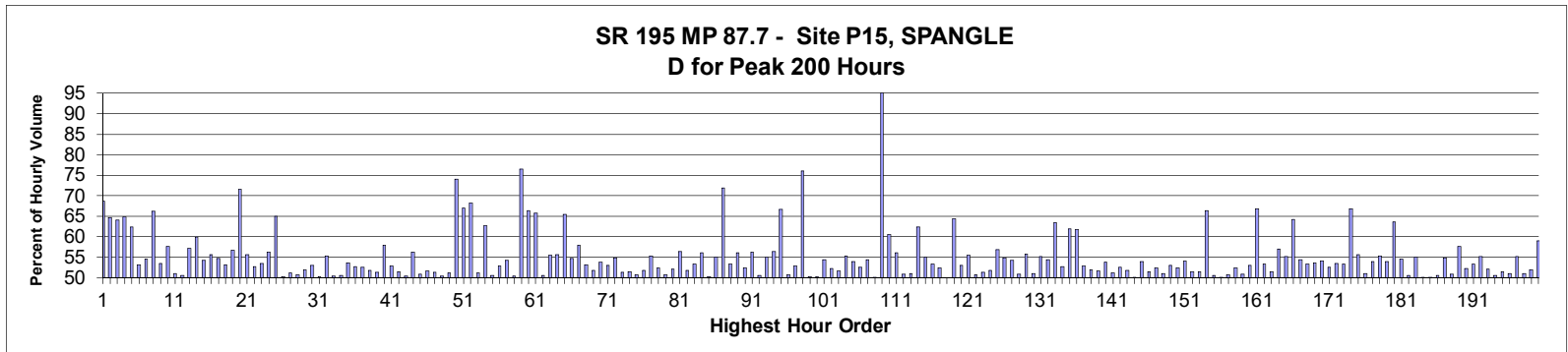
MO	DY	YR	DAY OF WK	HR	HR VOL	PERCENT OF AADT	HOUR NUMBER	AADT	NORTH VOLUME	SOUTH VOLUME	PERCENT NORTH IS OF TOTAL VOLUME	PERCENT SOUTH IS OF TOTAL VOLUME
11	4	2017	7	11	408	10.70	68	3,813	144	264	35.29	64.71
2	24	2017	6	17	407	10.67	69	3,813	235	172	57.74	42.26
7	20	2017	5	17	407	10.67	70	3,813	240	167	58.97	41.03
8	25	2017	6	17	405	10.62	71	3,813	213	192	52.59	47.41
3	31	2017	6	15	403	10.57	72	3,813	219	184	54.34	45.66
5	19	2017	6	16	402	10.54	73	3,813	202	200	50.25	49.75
9	28	2017	5	17	402	10.54	74	3,813	199	203	49.50	50.50
11	11	2017	7	12	402	10.54	75	3,813	251	151	62.44	37.56
5	12	2017	6	14	401	10.52	76	3,813	227	174	56.61	43.39
6	2	2017	6	18	401	10.52	77	3,813	223	178	55.61	44.39
9	28	2017	5	16	401	10.52	78	3,813	215	186	53.62	46.38
11	11	2017	7	11	401	10.52	79	3,813	253	148	63.09	36.91
3	3	2017	6	18	400	10.49	80	3,813	213	187	53.25	46.75
4	28	2017	6	17	400	10.49	81	3,813	207	193	51.75	48.25
7	19	2017	4	17	400	10.49	82	3,813	225	175	56.25	43.75
8	16	2017	4	18	400	10.49	83	3,813	230	170	57.50	42.50
6	2	2017	6	17	399	10.46	84	3,813	197	202	49.37	50.63
6	16	2017	6	16	399	10.46	85	3,813	201	198	50.38	49.62
7	20	2017	5	16	399	10.46	86	3,813	205	194	51.38	48.62
7	21	2017	6	15	399	10.46	87	3,813	208	191	52.13	47.87
8	16	2017	4	17	399	10.46	88	3,813	207	192	51.88	48.12
7	14	2017	6	16	398	10.44	89	3,813	210	188	52.76	47.24
11	2	2017	5	17	397	10.41	90	3,813	218	179	54.91	45.09
2	24	2017	6	16	396	10.39	91	3,813	211	185	53.28	46.72
5	12	2017	6	16	396	10.39	92	3,813	192	204	48.48	51.52
8	18	2017	6	15	396	10.39	93	3,813	208	188	52.53	47.47
8	25	2017	6	13	396	10.39	94	3,813	209	187	52.78	47.22
3	10	2017	6	16	395	10.36	95	3,813	250	145	63.29	36.71
6	9	2017	6	17	395	10.36	96	3,813	218	177	55.19	44.81
7	21	2017	6	18	395	10.36	97	3,813	225	170	56.96	43.04
8	20	2017	1	15	394	10.33	98	3,813	166	228	42.13	57.87
5	19	2017	6	17	393	10.31	99	3,813	205	188	52.16	47.84
8	17	2017	5	15	393	10.31	100	3,813	191	202	48.60	51.40
8	21	2017	2	18	393	10.31	101	3,813	253	140	64.38	35.62
11	3	2017	6	14	393	10.31	102	3,813	206	187	52.42	47.58
7	14	2017	6	14	392	10.28	103	3,813	214	178	54.59	45.41
11	17	2017	6	15	392	10.28	104	3,813	219	173	55.87	44.13
4	7	2017	6	14	391	10.25	105	3,813	191	200	48.85	51.15
7	28	2017	6	17	390	10.23	106	3,813	189	201	48.46	51.54
9	30	2017	7	12	390	10.23	107	3,813	232	158	59.49	40.51
5	19	2017	6	18	389	10.20	108	3,813	189	200	48.59	51.41
7	19	2017	4	18	389	10.20	109	3,813	201	188	51.67	48.33
7	28	2017	6	14	389	10.20	110	3,813	220	169	56.56	43.44
8	11	2017	6	16	388	10.18	111	3,813	183	205	47.16	52.84
6	16	2017	6	15	387	10.15	112	3,813	238	149	61.50	38.50
8	22	2017	3	17	387	10.15	113	3,813	238	149	61.50	38.50
8	24	2017	5	18	387	10.15	114	3,813	228	159	58.91	41.09
9	15	2017	6	15	387	10.15	115	3,813	193	194	49.87	50.13
9	21	2017	5	16	387	10.15	116	3,813	215	172	55.56	44.44
3	10	2017	6	17	386	10.12	117	3,813	230	156	59.59	40.41
4	7	2017	6	18	386	10.12	118	3,813	192	194	49.74	50.26

MO	DY	YR	DAY OF WK	HR	HR VOL	PERCENT OF AADT	HOUR NUMBER	AADT	NORTH VOLUME	SOUTH VOLUME	PERCENT NORTH IS OF TOTAL VOLUME	PERCENT SOUTH IS OF TOTAL VOLUME
5	25	2017	5	16	386	10.12	119	3,813	212	174	54.92	45.08
7	21	2017	6	13	386	10.12	120	3,813	185	201	47.93	52.07
9	1	2017	6	13	386	10.12	121	3,813	196	190	50.78	49.22
12	1	2017	6	16	386	10.12	122	3,813	236	150	61.14	38.86
5	5	2017	6	13	385	10.10	123	3,813	206	179	53.51	46.49
6	16	2017	6	13	385	10.10	124	3,813	214	171	55.58	44.42
8	10	2017	5	17	385	10.10	125	3,813	200	185	51.95	48.05
8	17	2017	5	18	385	10.10	126	3,813	206	179	53.51	46.49
9	8	2017	6	14	385	10.10	127	3,813	208	177	54.03	45.97
11	22	2017	4	15	385	10.10	128	3,813	191	194	49.61	50.39
5	4	2017	5	18	384	10.07	129	3,813	235	149	61.20	38.80
7	26	2017	4	15	384	10.07	130	3,813	209	175	54.43	45.57
7	28	2017	6	16	384	10.07	131	3,813	216	168	56.25	43.75
9	14	2017	5	18	384	10.07	132	3,813	223	161	58.07	41.93
11	9	2017	5	17	384	10.07	133	3,813	232	152	60.42	39.58
3	31	2017	6	18	383	10.04	134	3,813	216	167	56.40	43.60
5	11	2017	5	18	383	10.04	135	3,813	227	156	59.27	40.73
6	16	2017	6	17	383	10.04	136	3,813	215	168	56.14	43.86
7	21	2017	6	14	383	10.04	137	3,813	194	189	50.65	49.35
5	5	2017	6	15	382	10.02	138	3,813	198	184	51.83	48.17
7	27	2017	5	17	382	10.02	139	3,813	205	177	53.66	46.34
8	4	2017	6	15	382	10.02	140	3,813	214	168	56.02	43.98
9	16	2017	7	19	382	10.02	141	3,813	254	128	66.49	33.51
11	22	2017	4	17	382	10.02	142	3,813	200	182	52.36	47.64
5	26	2017	6	15	381	9.99	143	3,813	187	194	49.08	50.92
7	21	2017	6	11	381	9.99	144	3,813	181	200	47.51	52.49
8	3	2017	5	18	381	9.99	145	3,813	215	166	56.43	43.57
9	16	2017	7	11	381	9.99	146	3,813	142	239	37.27	62.73
4	14	2017	6	18	380	9.97	147	3,813	182	198	47.89	52.11
7	14	2017	6	10	380	9.97	148	3,813	214	166	56.32	43.68
8	4	2017	6	14	380	9.97	149	3,813	186	194	48.95	51.05
9	9	2017	7	15	380	9.97	150	3,813	158	222	41.58	58.42
3	17	2017	6	14	379	9.94	151	3,813	210	169	55.41	44.59
5	12	2017	6	17	379	9.94	152	3,813	203	176	53.56	46.44
7	19	2017	4	16	379	9.94	153	3,813	213	166	56.20	43.80
8	17	2017	5	13	379	9.94	154	3,813	197	182	51.98	48.02
9	7	2017	5	18	379	9.94	155	3,813	213	166	56.20	43.80
4	14	2017	6	16	378	9.91	156	3,813	199	179	52.65	47.35
5	6	2017	7	12	378	9.91	157	3,813	209	169	55.29	44.71
9	8	2017	6	19	378	9.91	158	3,813	175	203	46.30	53.70
4	14	2017	6	17	377	9.89	159	3,813	190	187	50.40	49.60
4	28	2017	6	18	377	9.89	160	3,813	194	183	51.46	48.54
5	5	2017	6	14	377	9.89	161	3,813	210	167	55.70	44.30
7	18	2017	3	18	377	9.89	162	3,813	214	163	56.76	43.24
7	21	2017	6	12	377	9.89	163	3,813	192	185	50.93	49.07
3	17	2017	6	15	376	9.86	164	3,813	222	154	59.04	40.96
5	4	2017	5	17	376	9.86	165	3,813	205	171	54.52	45.48
8	17	2017	5	17	376	9.86	166	3,813	204	172	54.26	45.74
8	22	2017	3	16	376	9.86	167	3,813	212	164	56.38	43.62
11	10	2017	6	15	376	9.86	168	3,813	216	160	57.45	42.55
5	7	2017	1	16	375	9.83	169	3,813	181	194	48.27	51.73

MO	DY	YR	DAY OF WK	HR	HR VOL	PERCENT OF AADT	HOUR NUMBER	AADT	NORTH VOLUME	SOUTH VOLUME	PERCENT NORTH IS OF TOTAL VOLUME	PERCENT SOUTH IS OF TOTAL VOLUME
6	16	2017	6	18	375	9.83	170	3,813	185	190	49.33	50.67
7	14	2017	6	12	375	9.83	171	3,813	190	185	50.67	49.33
8	10	2017	5	15	375	9.83	172	3,813	178	197	47.47	52.53
3	17	2017	6	17	374	9.81	173	3,813	217	157	58.02	41.98
8	22	2017	3	13	374	9.81	174	3,813	213	161	56.95	43.05
11	3	2017	6	19	374	9.81	175	3,813	180	194	48.13	51.87
5	12	2017	6	18	373	9.78	176	3,813	209	164	56.03	43.97
7	28	2017	6	15	373	9.78	177	3,813	203	170	54.42	45.58
8	19	2017	7	14	373	9.78	178	3,813	187	186	50.13	49.87
11	9	2017	5	16	373	9.78	179	3,813	220	153	58.98	41.02
3	24	2017	6	17	372	9.76	180	3,813	200	172	53.76	46.24
5	19	2017	6	15	372	9.76	181	3,813	190	182	51.08	48.92
8	22	2017	3	11	372	9.76	182	3,813	196	176	52.69	47.31
9	28	2017	5	18	372	9.76	183	3,813	211	161	56.72	43.28
6	2	2017	6	15	371	9.73	184	3,813	179	192	48.25	51.75
8	31	2017	5	16	371	9.73	185	3,813	212	159	57.14	42.86
6	2	2017	6	16	370	9.70	186	3,813	202	168	54.59	45.41
6	20	2017	3	18	370	9.70	187	3,813	198	172	53.51	46.49
8	4	2017	6	17	370	9.70	188	3,813	185	185	50.00	50.00
8	10	2017	5	18	370	9.70	189	3,813	198	172	53.51	46.49
8	11	2017	6	14	370	9.70	190	3,813	180	190	48.65	51.35
9	12	2017	3	16	370	9.70	191	3,813	195	175	52.70	47.30
8	25	2017	6	14	369	9.68	192	3,813	206	163	55.83	44.17
9	4	2017	2	15	369	9.68	193	3,813	172	197	46.61	53.39
11	22	2017	4	13	369	9.68	194	3,813	191	178	51.76	48.24
7	25	2017	3	16	368	9.65	195	3,813	197	171	53.53	46.47
7	28	2017	6	18	368	9.65	196	3,813	198	170	53.80	46.20
8	20	2017	1	13	368	9.65	197	3,813	174	194	47.28	52.72
9	1	2017	6	19	368	9.65	198	3,813	189	179	51.36	48.64
9	30	2017	7	13	368	9.65	199	3,813	198	170	53.80	46.20
4	21	2017	6	15	367	9.62	200	3,813	194	173	52.86	47.14



**AADT= 8,711      K 30 FACTOR= 10.70      K 100 FACTOR= 9.69      K 200 FACTOR= 9.06      D 30 FACTOR= 53.00**



MO	DY	YR	DAY OF WK	HR	HR VOL	PERCENT OF AADT	HOUR NUMBER	AADT	NORTH VOLUME	SOUTH VOLUME	PERCENT NORTH IS OF TOTAL VOLUME	PERCENT SOUTH IS OF TOTAL VOLUME
9	29	2017	6	17	1,329	15.26	1	8,711	416	913	31.30	68.70
9	29	2017	6	16	1,249	14.34	2	8,711	442	807	35.39	64.61
9	29	2017	6	18	1,163	13.35	3	8,711	418	745	35.94	64.06
9	16	2017	7	11	1,116	12.81	4	8,711	392	724	35.13	64.87
9	29	2017	6	15	1,085	12.46	5	8,711	408	677	37.60	62.40
10	27	2017	6	18	1,053	12.09	6	8,711	494	559	46.91	53.09
10	20	2017	6	17	1,048	12.03	7	8,711	477	571	45.52	54.48
9	16	2017	7	12	1,032	11.85	8	8,711	348	684	33.72	66.28
10	27	2017	6	17	1,011	11.61	9	8,711	471	540	46.59	53.41
11	3	2017	6	16	1,007	11.56	10	8,711	427	580	42.40	57.60
11	17	2017	6	17	993	11.40	11	8,711	486	507	48.94	51.06
10	13	2017	6	17	983	11.28	12	8,711	486	497	49.44	50.56
9	23	2017	7	13	977	11.22	13	8,711	419	558	42.89	57.11
9	23	2017	7	12	976	11.20	14	8,711	391	585	40.06	59.94
10	27	2017	6	16	971	11.15	15	8,711	526	445	54.17	45.83
10	20	2017	6	18	970	11.14	16	8,711	431	539	44.43	55.57

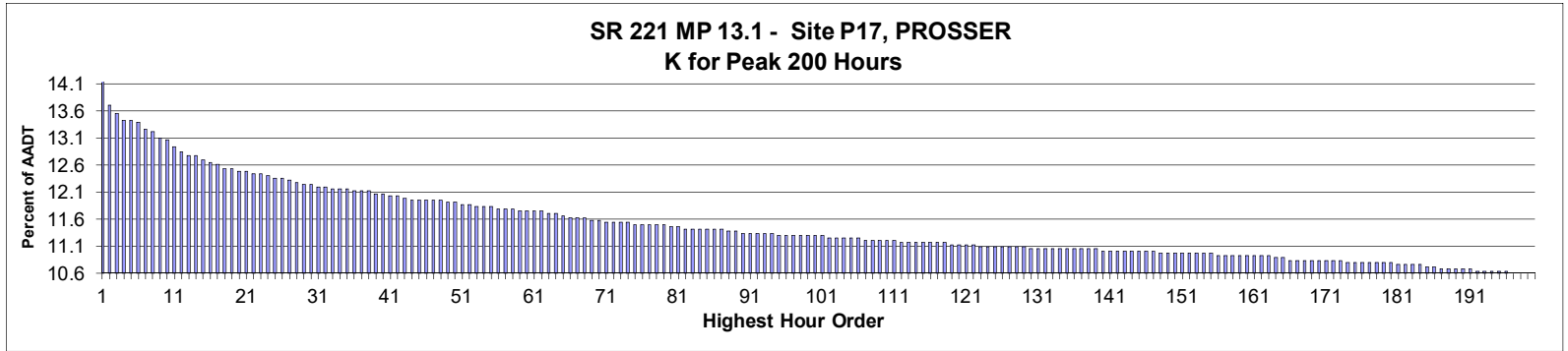
MO	DY	YR	DAY OF WK	HR	HR VOL	PERCENT OF AADT	HOUR NUMBER	AADT	NORTH VOLUME	SOUTH VOLUME	PERCENT NORTH IS OF TOTAL VOLUME	PERCENT SOUTH IS OF TOTAL VOLUME
9	8	2017	6	18	969	11.12	17	8,711	439	530	45.30	54.70
9	15	2017	6	17	966	11.09	18	8,711	452	514	46.79	53.21
11	3	2017	6	17	964	11.07	19	8,711	418	546	43.36	56.64
11	4	2017	7	10	962	11.04	20	8,711	274	688	28.48	71.52
9	8	2017	6	17	956	10.97	21	8,711	424	532	44.35	55.65
5	5	2017	6	17	955	10.96	22	8,711	451	504	47.23	52.77
10	6	2017	6	18	952	10.93	23	8,711	443	509	46.53	53.47
8	25	2017	6	17	947	10.87	24	8,711	414	533	43.72	56.28
10	21	2017	7	16	947	10.87	25	8,711	332	615	35.06	64.94
3	10	2017	6	17	939	10.78	26	8,711	472	467	50.27	49.73
11	10	2017	6	16	939	10.78	27	8,711	481	458	51.22	48.78
5	5	2017	6	18	938	10.77	28	8,711	462	476	49.25	50.75
10	6	2017	6	17	937	10.76	29	8,711	486	451	51.87	48.13
11	17	2017	6	16	932	10.70	30	8,711	494	438	53.00	47.00
9	1	2017	6	17	926	10.63	31	8,711	466	460	50.32	49.68
8	18	2017	6	17	923	10.60	32	8,711	412	511	44.64	55.36
10	13	2017	6	16	922	10.58	33	8,711	464	458	50.33	49.67
10	20	2017	6	16	922	10.58	34	8,711	466	456	50.54	49.46
9	22	2017	6	17	920	10.56	35	8,711	427	493	46.41	53.59
12	1	2017	6	17	920	10.56	36	8,711	435	485	47.28	52.72
9	15	2017	6	16	919	10.55	37	8,711	483	436	52.56	47.44
5	5	2017	6	16	918	10.54	38	8,711	476	442	51.85	48.15
9	22	2017	6	18	917	10.53	39	8,711	447	470	48.75	51.25
9	16	2017	7	13	915	10.50	40	8,711	385	530	42.08	57.92
9	15	2017	6	18	913	10.48	41	8,711	431	482	47.21	52.79
2	24	2017	6	17	910	10.45	42	8,711	468	442	51.43	48.57
3	3	2017	6	17	908	10.42	43	8,711	450	458	49.56	50.44
3	17	2017	6	17	904	10.38	44	8,711	395	509	43.69	56.31
4	21	2017	6	16	904	10.38	45	8,711	460	444	50.88	49.12
6	16	2017	6	17	900	10.33	46	8,711	435	465	48.33	51.67
9	1	2017	6	16	899	10.32	47	8,711	437	462	48.61	51.39
9	22	2017	6	16	899	10.32	48	8,711	453	446	50.39	49.61
3	10	2017	6	18	894	10.26	49	8,711	457	437	51.12	48.88
9	23	2017	7	20	894	10.26	50	8,711	662	232	74.05	25.95
9	9	2017	7	17	886	10.17	51	8,711	293	593	33.07	66.93
11	11	2017	7	12	885	10.16	52	8,711	603	282	68.14	31.86
4	14	2017	6	16	881	10.11	53	8,711	430	451	48.81	51.19
9	29	2017	6	14	881	10.11	54	8,711	329	552	37.34	62.66
10	13	2017	6	18	881	10.11	55	8,711	435	446	49.38	50.62
5	12	2017	6	17	879	10.09	56	8,711	414	465	47.10	52.90
12	8	2017	6	17	879	10.09	57	8,711	402	477	45.73	54.27
4	14	2017	6	17	878	10.08	58	8,711	443	435	50.46	49.54
9	16	2017	7	21	878	10.08	59	8,711	672	206	76.54	23.46
9	30	2017	7	12	878	10.08	60	8,711	582	296	66.29	33.71
10	21	2017	7	17	878	10.08	61	8,711	301	577	34.28	65.72
11	10	2017	6	17	878	10.08	62	8,711	434	444	49.43	50.57
8	25	2017	6	16	876	10.06	63	8,711	390	486	44.52	55.48
11	3	2017	6	18	876	10.06	64	8,711	389	487	44.41	55.59
9	9	2017	7	16	875	10.04	65	8,711	303	572	34.63	65.37
6	2	2017	6	18	871	10.00	66	8,711	395	476	45.35	54.65
11	3	2017	6	15	871	10.00	67	8,711	367	504	42.14	57.86

MO	DY	YR	DAY OF WK	HR	HR VOL	PERCENT OF AADT	HOUR NUMBER	AADT	NORTH VOLUME	SOUTH VOLUME	PERCENT NORTH IS OF TOTAL VOLUME	PERCENT SOUTH IS OF TOTAL VOLUME
6	16	2017	6	18	870	9.99	68	8,711	407	463	46.78	53.22
6	29	2017	5	18	870	9.99	69	8,711	420	450	48.28	51.72
10	6	2017	6	16	870	9.99	70	8,711	468	402	53.79	46.21
4	7	2017	6	16	868	9.96	71	8,711	408	460	47.00	53.00
10	12	2017	5	17	867	9.95	72	8,711	392	475	45.21	54.79
6	23	2017	6	18	865	9.93	73	8,711	444	421	51.33	48.67
8	17	2017	5	18	865	9.93	74	8,711	420	445	48.55	51.45
4	21	2017	6	18	864	9.92	75	8,711	426	438	49.31	50.69
5	26	2017	6	17	864	9.92	76	8,711	417	447	48.26	51.74
11	10	2017	6	15	864	9.92	77	8,711	478	386	55.32	44.68
8	16	2017	4	17	863	9.91	78	8,711	411	452	47.62	52.38
9	15	2017	6	15	862	9.90	79	8,711	425	437	49.30	50.70
9	1	2017	6	18	861	9.88	80	8,711	413	448	47.97	52.03
9	23	2017	7	11	861	9.88	81	8,711	375	486	43.55	56.45
2	17	2017	6	16	860	9.87	82	8,711	445	415	51.74	48.26
5	12	2017	6	18	860	9.87	83	8,711	402	458	46.74	53.26
8	17	2017	5	17	860	9.87	84	8,711	378	482	43.95	56.05
2	17	2017	6	18	856	9.83	85	8,711	426	430	49.77	50.23
4	21	2017	6	17	856	9.83	86	8,711	385	471	44.98	55.02
11	4	2017	7	18	856	9.83	87	8,711	615	241	71.85	28.15
4	28	2017	6	17	854	9.80	88	8,711	399	455	46.72	53.28
8	31	2017	5	17	853	9.79	89	8,711	375	478	43.96	56.04
9	8	2017	6	16	851	9.77	90	8,711	446	405	52.41	47.59
9	28	2017	5	17	851	9.77	91	8,711	372	479	43.71	56.29
3	31	2017	6	16	848	9.73	92	8,711	419	429	49.41	50.59
4	14	2017	6	18	848	9.73	93	8,711	381	467	44.93	55.07
5	6	2017	7	13	848	9.73	94	8,711	478	370	56.37	43.63
11	11	2017	7	13	848	9.73	95	8,711	565	283	66.63	33.37
4	7	2017	6	17	847	9.72	96	8,711	418	429	49.35	50.65
2	10	2017	6	17	845	9.70	97	8,711	398	447	47.10	52.90
9	16	2017	7	20	845	9.70	98	8,711	643	202	76.09	23.91
11	12	2017	1	13	845	9.70	99	8,711	425	420	50.30	49.70
8	18	2017	6	16	844	9.69	100	8,711	420	424	49.76	50.24
10	19	2017	5	17	844	9.69	101	8,711	385	459	45.62	54.38
10	27	2017	6	15	844	9.69	102	8,711	441	403	52.25	47.75
3	17	2017	6	18	842	9.67	103	8,711	407	435	48.34	51.66
6	2	2017	6	17	842	9.67	104	8,711	376	466	44.66	55.34
6	23	2017	6	16	842	9.67	105	8,711	454	388	53.92	46.08
8	25	2017	6	18	842	9.67	106	8,711	399	443	47.39	52.61
3	31	2017	6	17	840	9.64	107	8,711	383	457	45.60	54.40
6	16	2017	6	16	840	9.64	108	8,711	419	421	49.88	50.12
9	30	2017	7	2	840	9.64	109	8,711	799	41	95.12	4.88
9	30	2017	7	11	840	9.64	110	8,711	509	331	60.60	39.40
4	7	2017	6	15	839	9.63	111	8,711	369	470	43.98	56.02
6	29	2017	5	17	838	9.62	112	8,711	412	426	49.16	50.84
8	24	2017	5	18	838	9.62	113	8,711	411	427	49.05	50.95
11	18	2017	7	12	838	9.62	114	8,711	523	315	62.41	37.59
11	17	2017	6	15	836	9.60	115	8,711	460	376	55.02	44.98
3	10	2017	6	16	834	9.57	116	8,711	445	389	53.36	46.64
11	9	2017	5	18	834	9.57	117	8,711	437	397	52.40	47.60
4	28	2017	6	16	832	9.55	118	8,711	416	416	50.00	50.00

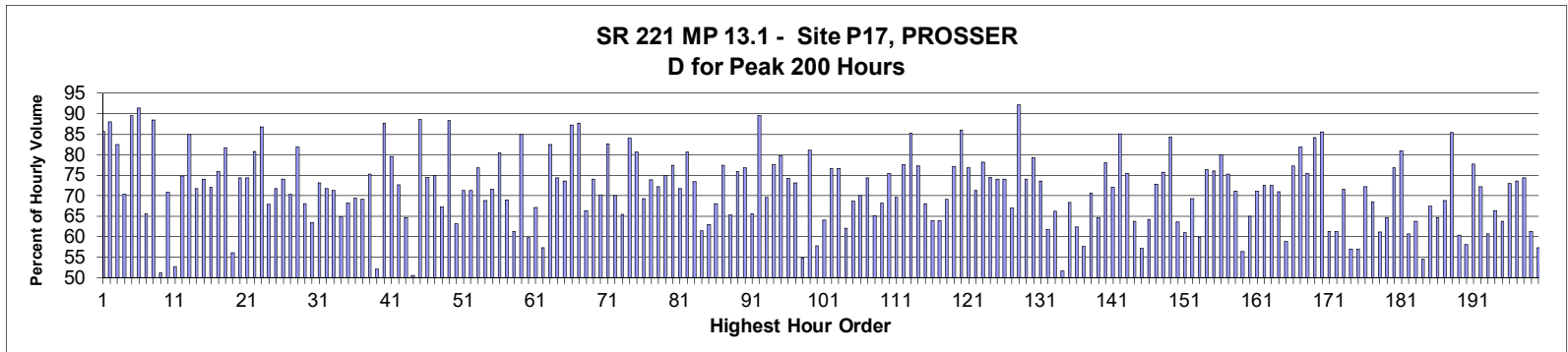


MO	DY	YR	DAY OF WK	HR	HR VOL	PERCENT OF AADT	HOUR NUMBER	AADT	NORTH VOLUME	SOUTH VOLUME	PERCENT NORTH IS OF TOTAL VOLUME	PERCENT SOUTH IS OF TOTAL VOLUME
9	16	2017	7	10	832	9.55	119	8,711	297	535	35.70	64.30
5	6	2017	7	12	829	9.52	120	8,711	440	389	53.08	46.92
6	9	2017	6	17	828	9.51	121	8,711	369	459	44.57	55.43
9	28	2017	5	16	827	9.49	122	8,711	419	408	50.67	49.33
10	28	2017	7	17	827	9.49	123	8,711	424	403	51.27	48.73
11	17	2017	6	18	827	9.49	124	8,711	428	399	51.75	48.25
5	25	2017	5	18	825	9.47	125	8,711	356	469	43.15	56.85
11	3	2017	6	14	825	9.47	126	8,711	373	452	45.21	54.79
11	9	2017	5	17	824	9.46	127	8,711	447	377	54.25	45.75
5	26	2017	6	16	823	9.45	128	8,711	419	404	50.91	49.09
8	16	2017	4	18	823	9.45	129	8,711	364	459	44.23	55.77
9	30	2017	7	10	822	9.44	130	8,711	420	402	51.09	48.91
11	22	2017	4	17	822	9.44	131	8,711	369	453	44.89	55.11
3	31	2017	6	18	821	9.42	132	8,711	375	446	45.68	54.32
5	6	2017	7	16	821	9.42	133	8,711	521	300	63.46	36.54
11	12	2017	1	16	821	9.42	134	8,711	388	433	47.26	52.74
10	21	2017	7	15	820	9.41	135	8,711	312	508	38.05	61.95
11	4	2017	7	11	820	9.41	136	8,711	314	506	38.29	61.71
1	27	2017	6	17	819	9.40	137	8,711	386	433	47.13	52.87
2	17	2017	6	17	819	9.40	138	8,711	426	393	52.01	47.99
6	9	2017	6	18	819	9.40	139	8,711	396	423	48.35	51.65
8	18	2017	6	18	819	9.40	140	8,711	378	441	46.15	53.85
9	15	2017	6	19	817	9.38	141	8,711	399	418	48.84	51.16
11	14	2017	3	17	816	9.37	142	8,711	429	387	52.57	47.43
9	21	2017	5	16	815	9.36	143	8,711	422	393	51.78	48.22
2	24	2017	6	18	814	9.34	144	8,711	406	408	49.88	50.12
4	13	2017	5	17	814	9.34	145	8,711	375	439	46.07	53.93
5	4	2017	5	17	814	9.34	146	8,711	395	419	48.53	51.47
5	18	2017	5	17	814	9.34	147	8,711	426	388	52.33	47.67
6	2	2017	6	16	814	9.34	148	8,711	399	415	49.02	50.98
6	30	2017	6	18	814	9.34	149	8,711	382	432	46.93	53.07
9	29	2017	6	19	814	9.34	150	8,711	387	427	47.54	52.46
5	4	2017	5	18	813	9.33	151	8,711	373	440	45.88	54.12
6	30	2017	6	16	813	9.33	152	8,711	419	394	51.54	48.46
11	16	2017	5	17	813	9.33	153	8,711	395	418	48.59	51.41
9	30	2017	7	14	812	9.32	154	8,711	539	273	66.38	33.62
12	8	2017	6	16	812	9.32	155	8,711	402	410	49.51	50.49
5	18	2017	5	18	810	9.30	156	8,711	406	404	50.12	49.88
6	23	2017	6	17	810	9.30	157	8,711	399	411	49.26	50.74
7	14	2017	6	18	810	9.30	158	8,711	385	425	47.53	52.47
6	30	2017	6	17	809	9.29	159	8,711	398	411	49.20	50.80
8	31	2017	5	18	809	9.29	160	8,711	380	429	46.97	53.03
9	2	2017	7	16	809	9.29	161	8,711	269	540	33.25	66.75
5	19	2017	6	17	807	9.26	162	8,711	377	430	46.72	53.28
8	25	2017	6	15	807	9.26	163	8,711	416	391	51.55	48.45
9	28	2017	5	18	807	9.26	164	8,711	347	460	43.00	57.00
10	26	2017	5	17	807	9.26	165	8,711	362	445	44.86	55.14
9	30	2017	7	13	806	9.25	166	8,711	517	289	64.14	35.86
12	7	2017	5	17	806	9.25	167	8,711	368	438	45.66	54.34
5	12	2017	6	16	805	9.24	168	8,711	429	376	53.29	46.71
5	19	2017	6	16	805	9.24	169	8,711	373	432	46.34	53.66

MO	DY	YR	DAY OF WK	HR	HR VOL	PERCENT OF AADT	HOUR NUMBER	AADT	NORTH VOLUME	SOUTH VOLUME	PERCENT NORTH IS OF TOTAL VOLUME	PERCENT SOUTH IS OF TOTAL VOLUME
4	28	2017	6	18	804	9.23	170	8,711	369	435	45.90	54.10
8	18	2017	6	14	804	9.23	171	8,711	423	381	52.61	47.39
10	10	2017	3	17	804	9.23	172	8,711	374	430	46.52	53.48
7	7	2017	6	17	803	9.22	173	8,711	375	428	46.70	53.30
9	2	2017	7	17	803	9.22	174	8,711	266	537	33.13	66.87
1	6	2017	6	17	801	9.20	175	8,711	355	446	44.32	55.68
12	1	2017	6	18	801	9.20	176	8,711	392	409	48.94	51.06
3	3	2017	6	18	800	9.18	177	8,711	369	431	46.13	53.88
6	14	2017	4	17	800	9.18	178	8,711	357	443	44.63	55.38
7	19	2017	4	18	798	9.16	179	8,711	368	430	46.12	53.88
9	9	2017	7	15	798	9.16	180	8,711	290	508	36.34	63.66
10	5	2017	5	18	798	9.16	181	8,711	363	435	45.49	54.51
6	7	2017	4	18	796	9.14	182	8,711	402	394	50.50	49.50
8	22	2017	3	18	796	9.14	183	8,711	358	438	44.97	55.03
4	7	2017	6	13	795	9.13	184	8,711	398	397	50.06	49.94
8	11	2017	6	16	795	9.13	185	8,711	397	398	49.94	50.06
6	7	2017	4	17	794	9.11	186	8,711	393	401	49.50	50.50
6	15	2017	5	17	794	9.11	187	8,711	358	436	45.09	54.91
6	16	2017	6	15	794	9.11	188	8,711	390	404	49.12	50.88
10	21	2017	7	14	794	9.11	189	8,711	337	457	42.44	57.56
5	6	2017	7	11	793	9.10	190	8,711	379	414	47.79	52.21
5	11	2017	5	17	793	9.10	191	8,711	370	423	46.66	53.34
7	20	2017	5	18	793	9.10	192	8,711	356	437	44.89	55.11
8	22	2017	3	17	793	9.10	193	8,711	380	413	47.92	52.08
12	1	2017	6	16	792	9.09	194	8,711	391	401	49.37	50.63
3	3	2017	6	16	791	9.08	195	8,711	407	384	51.45	48.55
4	7	2017	6	14	791	9.08	196	8,711	387	404	48.93	51.07
6	28	2017	4	18	791	9.08	197	8,711	355	436	44.88	55.12
9	1	2017	6	15	791	9.08	198	8,711	403	388	50.95	49.05
7	21	2017	6	18	790	9.07	199	8,711	380	410	48.10	51.90
4	7	2017	6	18	789	9.06	200	8,711	324	465	41.06	58.94



**AADT= 2,439      K 30 FACTOR= 12.22      K 100 FACTOR= 11.28      K 200 FACTOR= 10.58      D 30 FACTOR= 63.42**



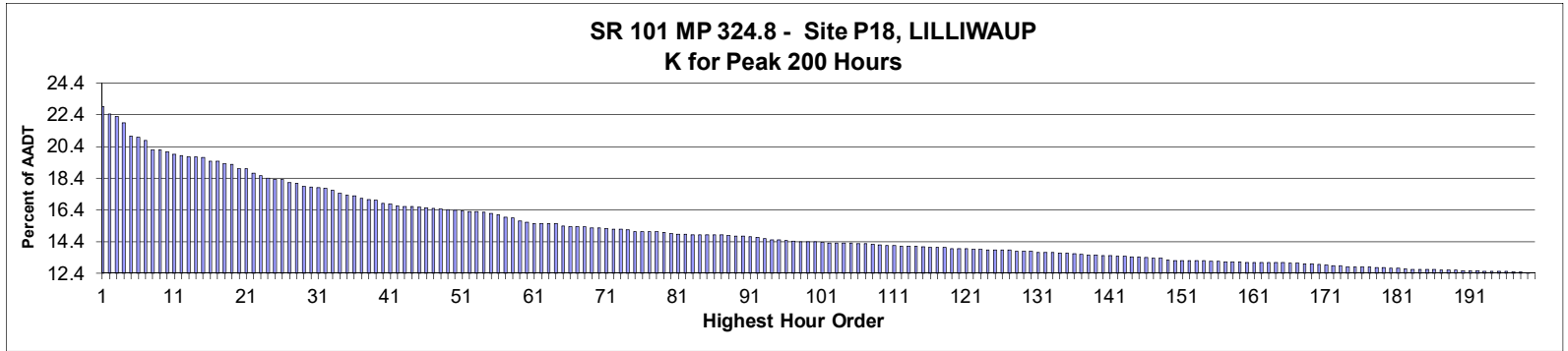
MO	DY	YR	DAY OF WK	HR	HR VOL	PERCENT OF AADT	HOUR NUMBER	AADT	NORTH VOLUME	SOUTH VOLUME	PERCENT NORTH IS OF TOTAL VOLUME	PERCENT SOUTH IS OF TOTAL VOLUME
7	27	2017	5	17	455	18.66	1	2,439	390	65	85.71	14.29
8	15	2017	3	6	334	13.69	2	2,439	40	294	11.98	88.02
5	11	2017	5	17	330	13.53	3	2,439	272	58	82.42	17.58
6	28	2017	4	17	327	13.41	4	2,439	230	97	70.34	29.66
8	16	2017	4	6	327	13.41	5	2,439	34	293	10.40	89.60
8	21	2017	2	6	326	13.37	6	2,439	28	298	8.59	91.41
8	31	2017	5	17	323	13.24	7	2,439	212	111	65.63	34.37
8	14	2017	2	6	322	13.20	8	2,439	37	285	11.49	88.51
8	18	2017	6	16	319	13.08	9	2,439	156	163	48.90	51.10
8	30	2017	4	17	318	13.04	10	2,439	225	93	70.75	29.25
8	18	2017	6	17	315	12.92	11	2,439	149	166	47.30	52.70
7	13	2017	5	17	313	12.83	12	2,439	234	79	74.76	25.24
4	11	2017	3	7	311	12.75	13	2,439	47	264	15.11	84.89
7	27	2017	5	16	311	12.75	14	2,439	223	88	71.70	28.30
8	20	2017	1	15	309	12.67	15	2,439	80	229	25.89	74.11
6	27	2017	3	17	308	12.63	16	2,439	222	86	72.08	27.92

MO	DY	YR	DAY OF WK	HR	HR VOL	PERCENT OF AADT	HOUR NUMBER	AADT	NORTH VOLUME	SOUTH VOLUME	PERCENT NORTH IS OF TOTAL VOLUME	PERCENT SOUTH IS OF TOTAL VOLUME
6	21	2017	4	17	307	12.59	17	2,439	233	74	75.90	24.10
5	10	2017	4	17	305	12.51	18	2,439	249	56	81.64	18.36
8	14	2017	2	16	305	12.51	19	2,439	171	134	56.07	43.93
6	7	2017	4	17	304	12.46	20	2,439	226	78	74.34	25.66
8	22	2017	3	17	304	12.46	21	2,439	226	78	74.34	25.66
3	30	2017	5	17	303	12.42	22	2,439	245	58	80.86	19.14
8	23	2017	4	6	303	12.42	23	2,439	40	263	13.20	86.80
6	26	2017	2	17	302	12.38	24	2,439	205	97	67.88	32.12
6	22	2017	5	17	301	12.34	25	2,439	216	85	71.76	28.24
12	14	2017	5	17	301	12.34	26	2,439	223	78	74.09	25.91
6	29	2017	5	17	300	12.30	27	2,439	211	89	70.33	29.67
3	14	2017	3	17	299	12.26	28	2,439	245	54	81.94	18.06
7	10	2017	2	17	298	12.22	29	2,439	203	95	68.12	31.88
10	13	2017	6	18	298	12.22	30	2,439	189	109	63.42	36.58
6	12	2017	2	17	297	12.18	31	2,439	217	80	73.06	26.94
7	20	2017	5	17	297	12.18	32	2,439	213	84	71.72	28.28
7	19	2017	4	17	296	12.14	33	2,439	211	85	71.28	28.72
8	28	2017	2	17	296	12.14	34	2,439	192	104	64.86	35.14
10	19	2017	5	17	296	12.14	35	2,439	202	94	68.24	31.76
6	20	2017	3	17	295	12.10	36	2,439	205	90	69.49	30.51
7	12	2017	4	17	295	12.10	37	2,439	204	91	69.15	30.85
8	20	2017	1	17	295	12.10	38	2,439	73	222	24.75	75.25
8	18	2017	6	15	294	12.05	39	2,439	141	153	47.96	52.04
8	31	2017	5	6	294	12.05	40	2,439	36	258	12.24	87.76
5	18	2017	5	17	293	12.01	41	2,439	233	60	79.52	20.48
10	24	2017	3	17	293	12.01	42	2,439	213	80	72.70	27.30
8	15	2017	3	17	292	11.97	43	2,439	189	103	64.73	35.27
8	17	2017	5	16	291	11.93	44	2,439	147	144	50.52	49.48
8	18	2017	6	6	291	11.93	45	2,439	33	258	11.34	88.66
8	23	2017	4	17	291	11.93	46	2,439	217	74	74.57	25.43
9	6	2017	4	17	291	11.93	47	2,439	218	73	74.91	25.09
10	17	2017	3	17	291	11.93	48	2,439	196	95	67.35	32.65
8	22	2017	3	6	290	11.89	49	2,439	34	256	11.72	88.28
10	16	2017	2	17	290	11.89	50	2,439	183	107	63.10	36.90
6	6	2017	3	17	289	11.85	51	2,439	206	83	71.28	28.72
6	19	2017	2	17	289	11.85	52	2,439	206	83	71.28	28.72
5	3	2017	4	17	288	11.81	53	2,439	221	67	76.74	23.26
7	11	2017	3	17	288	11.81	54	2,439	198	90	68.75	31.25
10	31	2017	3	17	288	11.81	55	2,439	206	82	71.53	28.47
4	12	2017	4	17	287	11.77	56	2,439	231	56	80.49	19.51
8	16	2017	4	17	287	11.77	57	2,439	198	89	68.99	31.01
10	19	2017	5	18	287	11.77	58	2,439	176	111	61.32	38.68
4	18	2017	3	18	286	11.73	59	2,439	243	43	84.97	15.03
8	15	2017	3	18	286	11.73	60	2,439	171	115	59.79	40.21
9	21	2017	5	18	286	11.73	61	2,439	192	94	67.13	32.87
10	13	2017	6	17	286	11.73	62	2,439	164	122	57.34	42.66
3	23	2017	5	7	285	11.69	63	2,439	50	235	17.54	82.46
6	1	2017	5	17	285	11.69	64	2,439	212	73	74.39	25.61
5	17	2017	4	17	284	11.64	65	2,439	209	75	73.59	26.41
8	29	2017	3	6	283	11.60	66	2,439	36	247	12.72	87.28
8	30	2017	4	6	283	11.60	67	2,439	35	248	12.37	87.63

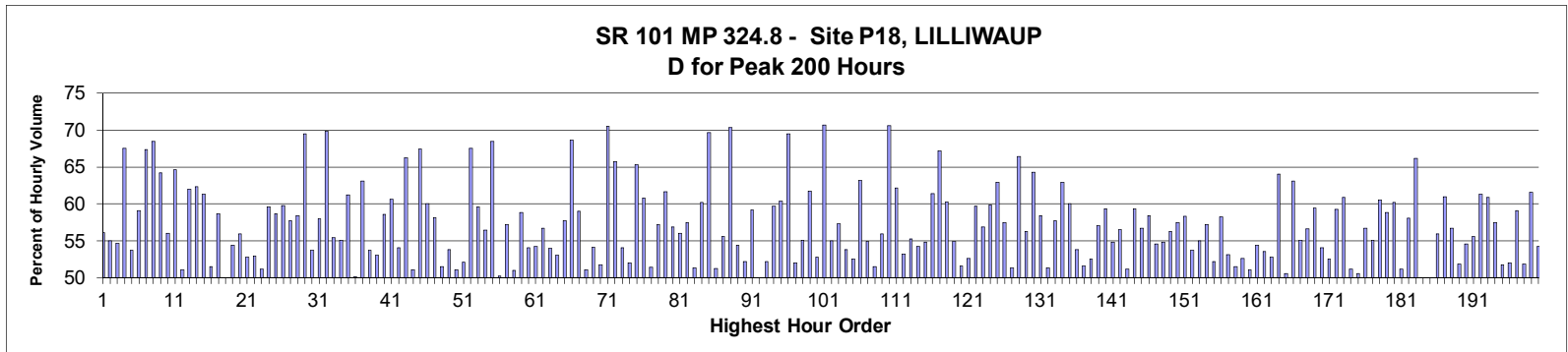
MO	DY	YR	DAY OF WK	HR	HR VOL	PERCENT OF AADT	HOUR NUMBER	AADT	NORTH VOLUME	SOUTH VOLUME	PERCENT NORTH IS OF TOTAL VOLUME	PERCENT SOUTH IS OF TOTAL VOLUME
9	13	2017	4	18	283	11.60	68	2,439	188	95	66.43	33.57
5	25	2017	5	17	282	11.56	69	2,439	209	73	74.11	25.89
10	9	2017	2	17	282	11.56	70	2,439	198	84	70.21	29.79
4	12	2017	4	7	281	11.52	71	2,439	49	232	17.44	82.56
6	14	2017	4	17	281	11.52	72	2,439	197	84	70.11	29.89
8	22	2017	3	18	281	11.52	73	2,439	184	97	65.48	34.52
8	28	2017	2	6	281	11.52	74	2,439	45	236	16.01	83.99
7	13	2017	5	6	280	11.48	75	2,439	54	226	19.29	80.71
7	25	2017	3	17	280	11.48	76	2,439	194	86	69.29	30.71
7	26	2017	4	17	280	11.48	77	2,439	207	73	73.93	26.07
8	3	2017	5	17	280	11.48	78	2,439	202	78	72.14	27.86
12	4	2017	2	17	280	11.48	79	2,439	210	70	75.00	25.00
4	25	2017	3	18	279	11.44	80	2,439	216	63	77.42	22.58
5	30	2017	3	17	279	11.44	81	2,439	200	79	71.68	28.32
4	17	2017	2	18	278	11.40	82	2,439	224	54	80.58	19.42
7	17	2017	2	17	278	11.40	83	2,439	204	74	73.38	26.62
9	11	2017	2	17	278	11.40	84	2,439	171	107	61.51	38.49
10	12	2017	5	18	278	11.40	85	2,439	175	103	62.95	37.05
10	26	2017	5	17	278	11.40	86	2,439	189	89	67.99	32.01
12	5	2017	3	17	278	11.40	87	2,439	215	63	77.34	22.66
9	8	2017	6	17	277	11.36	88	2,439	181	96	65.34	34.66
11	30	2017	5	17	277	11.36	89	2,439	210	67	75.81	24.19
5	8	2017	2	17	276	11.32	90	2,439	212	64	76.81	23.19
8	23	2017	4	16	276	11.32	91	2,439	181	95	65.58	34.42
8	24	2017	5	6	276	11.32	92	2,439	29	247	10.51	89.49
9	27	2017	4	17	276	11.32	93	2,439	192	84	69.57	30.43
12	13	2017	4	17	276	11.32	94	2,439	214	62	77.54	22.46
5	2	2017	3	17	275	11.28	95	2,439	219	56	79.64	20.36
5	15	2017	2	17	275	11.28	96	2,439	204	71	74.18	25.82
7	24	2017	2	17	275	11.28	97	2,439	201	74	73.09	26.91
8	16	2017	4	16	275	11.28	98	2,439	151	124	54.91	45.09
8	20	2017	1	12	275	11.28	99	2,439	52	223	18.91	81.09
9	15	2017	6	17	275	11.28	100	2,439	159	116	57.82	42.18
10	12	2017	5	17	275	11.28	101	2,439	176	99	64.00	36.00
5	5	2017	6	7	274	11.23	102	2,439	64	210	23.36	76.64
6	13	2017	3	17	274	11.23	103	2,439	210	64	76.64	23.36
8	19	2017	7	13	274	11.23	104	2,439	104	170	37.96	62.04
8	24	2017	5	17	274	11.23	105	2,439	188	86	68.61	31.39
10	25	2017	4	17	274	11.23	106	2,439	192	82	70.07	29.93
4	4	2017	3	17	273	11.19	107	2,439	203	70	74.36	25.64
8	7	2017	2	17	273	11.19	108	2,439	178	95	65.20	34.80
8	10	2017	5	18	273	11.19	109	2,439	186	87	68.13	31.87
8	21	2017	2	17	273	11.19	110	2,439	206	67	75.46	24.54
10	11	2017	4	18	273	11.19	111	2,439	190	83	69.60	30.40
3	29	2017	4	17	272	11.15	112	2,439	211	61	77.57	22.43
4	10	2017	2	7	272	11.15	113	2,439	40	232	14.71	85.29
5	23	2017	3	17	272	11.15	114	2,439	210	62	77.21	22.79
7	5	2017	4	17	272	11.15	115	2,439	185	87	68.01	31.99
8	8	2017	3	17	272	11.15	116	2,439	174	98	63.97	36.03
8	10	2017	5	14	272	11.15	117	2,439	174	98	63.97	36.03
9	5	2017	3	17	272	11.15	118	2,439	188	84	69.12	30.88

MO	DY	YR	DAY OF WK	HR	HR VOL	PERCENT OF AADT	HOUR NUMBER	AADT	NORTH VOLUME	SOUTH VOLUME	PERCENT NORTH IS OF TOTAL VOLUME	PERCENT SOUTH IS OF TOTAL VOLUME
4	11	2017	3	17	271	11.11	119	2,439	209	62	77.12	22.88
4	19	2017	4	7	271	11.11	120	2,439	38	233	14.02	85.98
5	9	2017	3	17	271	11.11	121	2,439	208	63	76.75	23.25
6	5	2017	2	17	271	11.11	122	2,439	193	78	71.22	28.78
3	16	2017	5	17	270	11.07	123	2,439	211	59	78.15	21.85
5	4	2017	5	17	270	11.07	124	2,439	201	69	74.44	25.56
7	18	2017	3	17	270	11.07	125	2,439	200	70	74.07	25.93
8	20	2017	1	14	270	11.07	126	2,439	70	200	25.93	74.07
8	21	2017	2	18	270	11.07	127	2,439	181	89	67.04	32.96
9	5	2017	3	6	270	11.07	128	2,439	21	249	7.78	92.22
11	7	2017	3	17	270	11.07	129	2,439	200	70	74.07	25.93
4	25	2017	3	7	269	11.03	130	2,439	56	213	20.82	79.18
5	31	2017	4	17	269	11.03	131	2,439	198	71	73.61	26.39
8	14	2017	2	18	269	11.03	132	2,439	166	103	61.71	38.29
8	17	2017	5	17	269	11.03	133	2,439	178	91	66.17	33.83
9	1	2017	6	18	269	11.03	134	2,439	139	130	51.67	48.33
9	21	2017	5	17	269	11.03	135	2,439	184	85	68.40	31.60
10	16	2017	2	18	269	11.03	136	2,439	168	101	62.45	37.55
10	17	2017	3	16	269	11.03	137	2,439	155	114	57.62	42.38
10	18	2017	4	17	269	11.03	138	2,439	190	79	70.63	29.37
10	31	2017	3	16	269	11.03	139	2,439	174	95	64.68	35.32
5	4	2017	5	7	268	10.99	140	2,439	59	209	22.01	77.99
8	9	2017	4	17	268	10.99	141	2,439	193	75	72.01	27.99
8	17	2017	5	6	268	10.99	142	2,439	40	228	14.93	85.07
8	20	2017	1	16	268	10.99	143	2,439	66	202	24.63	75.37
9	14	2017	5	17	268	10.99	144	2,439	171	97	63.81	36.19
9	21	2017	5	16	268	10.99	145	2,439	153	115	57.09	42.91
10	17	2017	3	18	268	10.99	146	2,439	172	96	64.18	35.82
11	8	2017	4	17	268	10.99	147	2,439	195	73	72.76	27.24
2	28	2017	3	17	267	10.95	148	2,439	202	65	75.66	24.34
4	5	2017	4	7	267	10.95	149	2,439	42	225	15.73	84.27
8	9	2017	4	14	267	10.95	150	2,439	170	97	63.67	36.33
8	25	2017	6	16	267	10.95	151	2,439	163	104	61.05	38.95
9	28	2017	5	17	267	10.95	152	2,439	185	82	69.29	30.71
10	6	2017	6	17	267	10.95	153	2,439	160	107	59.93	40.07
10	11	2017	4	17	267	10.95	154	2,439	204	63	76.40	23.60
11	1	2017	4	17	267	10.95	155	2,439	203	64	76.03	23.97
3	1	2017	4	17	266	10.91	156	2,439	213	53	80.08	19.92
4	11	2017	3	18	266	10.91	157	2,439	200	66	75.19	24.81
4	17	2017	2	17	266	10.91	158	2,439	189	77	71.05	28.95
6	30	2017	6	17	266	10.91	159	2,439	150	116	56.39	43.61
8	14	2017	2	17	266	10.91	160	2,439	173	93	65.04	34.96
9	19	2017	3	17	266	10.91	161	2,439	189	77	71.05	28.95
11	16	2017	5	17	266	10.91	162	2,439	193	73	72.56	27.44
12	11	2017	2	17	266	10.91	163	2,439	193	73	72.56	27.44
6	15	2017	5	17	265	10.87	164	2,439	188	77	70.94	29.06
7	24	2017	2	16	265	10.87	165	2,439	156	109	58.87	41.13
3	22	2017	4	17	264	10.82	166	2,439	204	60	77.27	22.73
4	4	2017	3	7	264	10.82	167	2,439	48	216	18.18	81.82
4	19	2017	4	18	264	10.82	168	2,439	199	65	75.38	24.62
4	20	2017	5	7	264	10.82	169	2,439	42	222	15.91	84.09

MO	DY	YR	DAY OF WK	HR	HR VOL	PERCENT OF AADT	HOUR NUMBER	AADT	NORTH VOLUME	SOUTH VOLUME	PERCENT NORTH IS OF TOTAL VOLUME	PERCENT SOUTH IS OF TOTAL VOLUME
5	18	2017	5	6	264	10.82	170	2,439	38	226	14.39	85.61
7	28	2017	6	17	264	10.82	171	2,439	162	102	61.36	38.64
8	16	2017	4	18	264	10.82	172	2,439	162	102	61.36	38.64
9	7	2017	5	17	264	10.82	173	2,439	189	75	71.59	28.41
5	26	2017	6	17	263	10.78	174	2,439	150	113	57.03	42.97
8	15	2017	3	16	263	10.78	175	2,439	150	113	57.03	42.97
9	20	2017	4	17	263	10.78	176	2,439	190	73	72.24	27.76
10	5	2017	5	17	263	10.78	177	2,439	180	83	68.44	31.56
10	27	2017	6	17	263	10.78	178	2,439	161	102	61.22	38.78
11	8	2017	4	16	263	10.78	179	2,439	170	93	64.64	35.36
11	14	2017	3	17	263	10.78	180	2,439	202	61	76.81	23.19
3	28	2017	3	7	262	10.74	181	2,439	50	212	19.08	80.92
8	7	2017	2	16	262	10.74	182	2,439	159	103	60.69	39.31
8	9	2017	4	16	262	10.74	183	2,439	167	95	63.74	36.26
10	16	2017	2	16	262	10.74	184	2,439	143	119	54.58	45.42
8	2	2017	4	17	261	10.70	185	2,439	176	85	67.43	32.57
10	25	2017	4	18	261	10.70	186	2,439	169	92	64.75	35.25
4	27	2017	5	17	260	10.66	187	2,439	179	81	68.85	31.15
5	17	2017	4	6	260	10.66	188	2,439	38	222	14.62	85.38
8	9	2017	4	18	260	10.66	189	2,439	157	103	60.38	39.62
10	18	2017	4	16	260	10.66	190	2,439	151	109	58.08	41.92
12	12	2017	3	17	260	10.66	191	2,439	202	58	77.69	22.31
3	21	2017	3	17	259	10.62	192	2,439	187	72	72.20	27.80
8	30	2017	4	18	259	10.62	193	2,439	157	102	60.62	39.38
10	4	2017	4	17	259	10.62	194	2,439	172	87	66.41	33.59
10	4	2017	4	18	259	10.62	195	2,439	165	94	63.71	36.29
11	9	2017	5	17	259	10.62	196	2,439	189	70	72.97	27.03
4	6	2017	5	17	258	10.58	197	2,439	190	68	73.64	26.36
6	8	2017	5	17	258	10.58	198	2,439	192	66	74.42	25.58
6	9	2017	6	17	258	10.58	199	2,439	158	100	61.24	38.76
7	31	2017	2	16	258	10.58	200	2,439	148	110	57.36	42.64



**AADT= 2,786      K 30 FACTOR= 17.84      K 100 FACTOR= 14.36      K 200 FACTOR= 12.38      D 30 FACTOR= 53.72**



MO	DY	YR	DAY OF WK	HR	HR VOL	PERCENT OF AADT	HOUR NUMBER	AADT	NORTH VOLUME	SOUTH VOLUME	PERCENT NORTH IS OF TOTAL VOLUME	PERCENT SOUTH IS OF TOTAL VOLUME
5	28	2017	1	14	638	22.90	1	2,786	280	358	43.89	56.11
5	27	2017	7	15	625	22.43	2	2,786	281	344	44.96	55.04
5	28	2017	1	15	620	22.25	3	2,786	339	281	54.68	45.32
5	27	2017	7	13	609	21.86	4	2,786	198	411	32.51	67.49
7	2	2017	1	15	586	21.03	5	2,786	271	315	46.25	53.75
5	28	2017	1	16	584	20.96	6	2,786	345	239	59.08	40.92
5	29	2017	2	15	579	20.78	7	2,786	390	189	67.36	32.64
5	27	2017	7	12	562	20.17	8	2,786	177	385	31.49	68.51
5	29	2017	2	13	562	20.17	9	2,786	361	201	64.23	35.77
6	25	2017	1	15	559	20.06	10	2,786	313	246	55.99	44.01
5	29	2017	2	12	554	19.89	11	2,786	358	196	64.62	35.38
5	27	2017	7	16	552	19.81	12	2,786	270	282	48.91	51.09
5	27	2017	7	14	550	19.74	13	2,786	209	341	38.00	62.00
5	29	2017	2	14	549	19.71	14	2,786	342	207	62.30	37.70
5	28	2017	1	12	548	19.67	15	2,786	212	336	38.69	61.31
5	21	2017	1	13	542	19.45	16	2,786	263	279	48.52	51.48

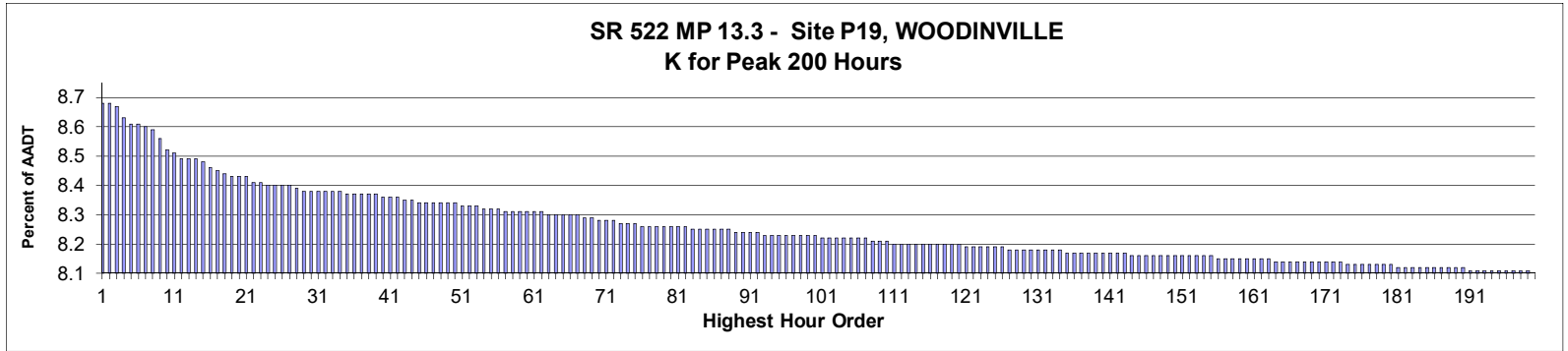


MO	DY	YR	DAY OF WK	HR	HR VOL	PERCENT OF AADT	HOUR NUMBER	AADT	NORTH VOLUME	SOUTH VOLUME	PERCENT NORTH IS OF TOTAL VOLUME	PERCENT SOUTH IS OF TOTAL VOLUME
7	9	2017	1	15	542	19.45	17	2,786	318	224	58.67	41.33
7	9	2017	1	14	538	19.31	18	2,786	269	269	50.00	50.00
5	27	2017	7	17	537	19.27	19	2,786	292	245	54.38	45.62
7	2	2017	1	14	529	18.99	20	2,786	233	296	44.05	55.95
7	2	2017	1	16	529	18.99	21	2,786	279	250	52.74	47.26
7	2	2017	1	13	521	18.70	22	2,786	245	276	47.02	52.98
7	16	2017	1	14	516	18.52	23	2,786	252	264	48.84	51.16
5	28	2017	1	13	512	18.38	24	2,786	207	305	40.43	59.57
6	25	2017	1	16	510	18.31	25	2,786	299	211	58.63	41.37
7	9	2017	1	16	510	18.31	26	2,786	305	205	59.80	40.20
5	21	2017	1	15	504	18.09	27	2,786	291	213	57.74	42.26
7	15	2017	7	13	503	18.05	28	2,786	209	294	41.55	58.45
5	29	2017	2	16	498	17.88	29	2,786	346	152	69.48	30.52
6	30	2017	6	15	497	17.84	30	2,786	230	267	46.28	53.72
7	16	2017	1	16	495	17.77	31	2,786	287	208	57.98	42.02
5	27	2017	7	11	494	17.73	32	2,786	149	345	30.16	69.84
7	16	2017	1	13	491	17.62	33	2,786	272	219	55.40	44.60
7	15	2017	7	12	485	17.41	34	2,786	218	267	44.95	55.05
5	20	2017	7	15	482	17.30	35	2,786	295	187	61.20	38.80
6	25	2017	1	14	481	17.26	36	2,786	240	241	49.90	50.10
7	1	2017	7	13	477	17.12	37	2,786	176	301	36.90	63.10
5	21	2017	1	14	475	17.05	38	2,786	255	220	53.68	46.32
6	25	2017	1	13	473	16.98	39	2,786	251	222	53.07	46.93
5	28	2017	1	11	468	16.80	40	2,786	194	274	41.45	58.55
7	1	2017	7	12	467	16.76	41	2,786	184	283	39.40	60.60
7	14	2017	6	16	464	16.65	42	2,786	251	213	54.09	45.91
7	1	2017	7	14	462	16.58	43	2,786	156	306	33.77	66.23
7	9	2017	1	13	462	16.58	44	2,786	236	226	51.08	48.92
5	28	2017	1	17	461	16.55	45	2,786	311	150	67.46	32.54
7	1	2017	7	15	460	16.51	46	2,786	184	276	40.00	60.00
7	15	2017	7	14	459	16.48	47	2,786	192	267	41.83	58.17
7	3	2017	2	14	458	16.44	48	2,786	236	222	51.53	48.47
6	25	2017	1	12	457	16.40	49	2,786	246	211	53.83	46.17
7	14	2017	6	15	456	16.37	50	2,786	223	233	48.90	51.10
7	8	2017	7	12	455	16.33	51	2,786	218	237	47.91	52.09
5	21	2017	1	16	453	16.26	52	2,786	306	147	67.55	32.45
7	15	2017	7	15	453	16.26	53	2,786	183	270	40.40	59.60
7	16	2017	1	15	452	16.22	54	2,786	255	197	56.42	43.58
5	29	2017	2	11	450	16.15	55	2,786	308	142	68.44	31.56
7	16	2017	1	12	448	16.08	56	2,786	225	223	50.22	49.78
7	9	2017	1	17	444	15.94	57	2,786	254	190	57.21	42.79
7	3	2017	2	15	443	15.90	58	2,786	226	217	51.02	48.98
2	9	2017	5	20	437	15.69	59	2,786	180	257	41.19	58.81
5	26	2017	6	15	435	15.61	60	2,786	200	235	45.98	54.02
6	24	2017	7	15	433	15.54	61	2,786	235	198	54.27	45.73
5	26	2017	6	16	432	15.51	62	2,786	187	245	43.29	56.71
6	30	2017	6	16	432	15.51	63	2,786	199	233	46.06	53.94
7	16	2017	1	17	432	15.51	64	2,786	229	203	53.01	46.99
5	26	2017	6	14	428	15.36	65	2,786	181	247	42.29	57.71
5	29	2017	2	17	427	15.33	66	2,786	293	134	68.62	31.38
6	24	2017	7	14	427	15.33	67	2,786	175	252	40.98	59.02

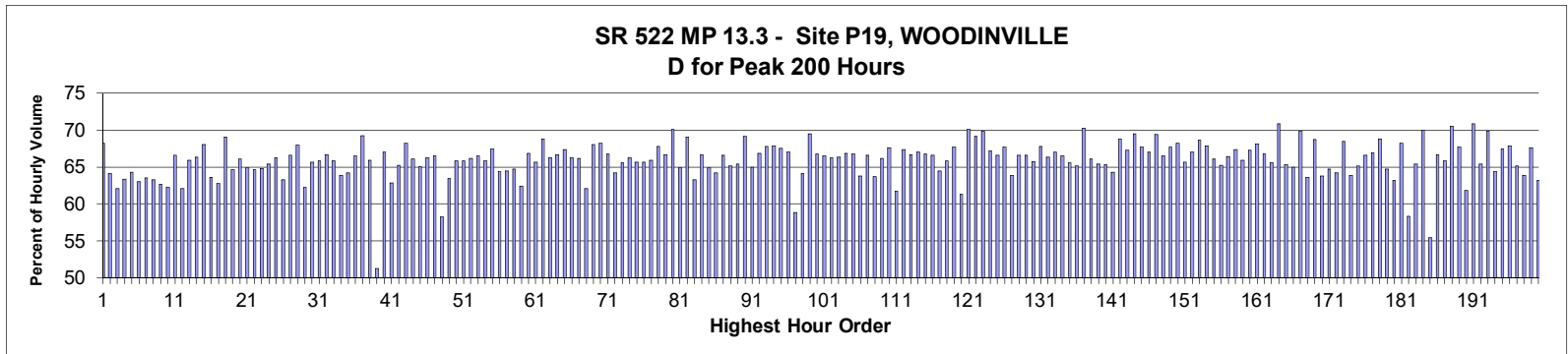
MO	DY	YR	DAY OF WK	HR	HR VOL	PERCENT OF AADT	HOUR NUMBER	AADT	NORTH VOLUME	SOUTH VOLUME	PERCENT NORTH IS OF TOTAL VOLUME	PERCENT SOUTH IS OF TOTAL VOLUME
7	9	2017	1	12	427	15.33	68	2,786	209	218	48.95	51.05
7	2	2017	1	17	425	15.25	69	2,786	230	195	54.12	45.88
7	8	2017	7	15	425	15.25	70	2,786	220	205	51.76	48.24
5	28	2017	1	18	424	15.22	71	2,786	299	125	70.52	29.48
6	25	2017	1	17	423	15.18	72	2,786	278	145	65.72	34.28
7	2	2017	1	12	422	15.15	73	2,786	194	228	45.97	54.03
7	3	2017	2	13	421	15.11	74	2,786	202	219	47.98	52.02
4	29	2017	7	13	418	15.00	75	2,786	145	273	34.69	65.31
5	26	2017	6	17	418	15.00	76	2,786	164	254	39.23	60.77
6	23	2017	6	15	418	15.00	77	2,786	203	215	48.56	51.44
6	24	2017	7	13	418	15.00	78	2,786	179	239	42.82	57.18
7	5	2017	4	12	417	14.97	79	2,786	257	160	61.63	38.37
6	11	2017	1	14	415	14.90	80	2,786	236	179	56.87	43.13
6	30	2017	6	14	414	14.86	81	2,786	182	232	43.96	56.04
7	15	2017	7	11	414	14.86	82	2,786	176	238	42.51	57.49
7	7	2017	6	15	413	14.82	83	2,786	201	212	48.67	51.33
4	2	2017	1	15	412	14.79	84	2,786	248	164	60.19	39.81
5	21	2017	1	17	412	14.79	85	2,786	287	125	69.66	30.34
6	18	2017	1	15	412	14.79	86	2,786	211	201	51.21	48.79
7	7	2017	6	14	412	14.79	87	2,786	183	229	44.42	55.58
4	29	2017	7	12	411	14.75	88	2,786	122	289	29.68	70.32
7	8	2017	7	14	410	14.72	89	2,786	187	223	45.61	54.39
7	14	2017	6	17	410	14.72	90	2,786	196	214	47.80	52.20
7	1	2017	7	16	409	14.68	91	2,786	167	242	40.83	59.17
7	8	2017	7	17	408	14.64	92	2,786	204	204	50.00	50.00
7	3	2017	2	12	406	14.57	93	2,786	212	194	52.22	47.78
7	5	2017	4	13	404	14.50	94	2,786	241	163	59.65	40.35
7	14	2017	6	14	404	14.50	95	2,786	160	244	39.60	60.40
5	29	2017	2	18	403	14.47	96	2,786	280	123	69.48	30.52
7	15	2017	7	16	402	14.43	97	2,786	209	193	51.99	48.01
6	3	2017	7	15	401	14.39	98	2,786	221	180	55.11	44.89
5	7	2017	1	15	400	14.36	99	2,786	247	153	61.75	38.25
6	24	2017	7	16	400	14.36	100	2,786	211	189	52.75	47.25
5	27	2017	7	10	399	14.32	101	2,786	117	282	29.32	70.68
5	27	2017	7	18	398	14.29	102	2,786	219	179	55.03	44.97
6	23	2017	6	16	398	14.29	103	2,786	170	228	42.71	57.29
7	3	2017	2	16	398	14.29	104	2,786	214	184	53.77	46.23
7	4	2017	3	12	398	14.29	105	2,786	209	189	52.51	47.49
6	24	2017	7	11	397	14.25	106	2,786	146	251	36.78	63.22
7	8	2017	7	16	397	14.25	107	2,786	218	179	54.91	45.09
5	20	2017	7	14	396	14.21	108	2,786	192	204	48.48	51.52
6	4	2017	1	15	395	14.18	109	2,786	221	174	55.95	44.05
5	28	2017	1	19	394	14.14	110	2,786	278	116	70.56	29.44
6	24	2017	7	12	394	14.14	111	2,786	149	245	37.82	62.18
5	21	2017	1	12	393	14.11	112	2,786	209	184	53.18	46.82
7	4	2017	3	13	393	14.11	113	2,786	217	176	55.22	44.78
7	5	2017	4	15	393	14.11	114	2,786	213	180	54.20	45.80
9	16	2017	7	12	392	14.07	115	2,786	177	215	45.15	54.85
6	4	2017	1	14	391	14.03	116	2,786	240	151	61.38	38.62
5	6	2017	7	15	390	14.00	117	2,786	262	128	67.18	32.82
5	20	2017	7	13	390	14.00	118	2,786	155	235	39.74	60.26

MO	DY	YR	DAY OF WK	HR	HR VOL	PERCENT OF AADT	HOUR NUMBER	AADT	NORTH VOLUME	SOUTH VOLUME	PERCENT NORTH IS OF TOTAL VOLUME	PERCENT SOUTH IS OF TOTAL VOLUME
6	18	2017	1	13	388	13.93	119	2,786	213	175	54.90	45.10
6	23	2017	6	14	388	13.93	120	2,786	188	200	48.45	51.55
7	8	2017	7	11	388	13.93	121	2,786	184	204	47.42	52.58
6	24	2017	7	17	387	13.89	122	2,786	231	156	59.69	40.31
7	4	2017	3	15	387	13.89	123	2,786	220	167	56.85	43.15
4	29	2017	7	15	386	13.85	124	2,786	231	155	59.84	40.16
4	29	2017	7	16	386	13.85	125	2,786	243	143	62.95	37.05
7	1	2017	7	11	386	13.85	126	2,786	164	222	42.49	57.51
9	16	2017	7	15	386	13.85	127	2,786	198	188	51.30	48.70
5	6	2017	7	16	384	13.78	128	2,786	255	129	66.41	33.59
6	11	2017	1	13	384	13.78	129	2,786	168	216	43.75	56.25
6	11	2017	1	16	384	13.78	130	2,786	247	137	64.32	35.68
5	7	2017	1	14	382	13.71	131	2,786	223	159	58.38	41.62
6	18	2017	1	14	382	13.71	132	2,786	186	196	48.69	51.31
6	18	2017	1	16	381	13.68	133	2,786	220	161	57.74	42.26
6	11	2017	1	15	380	13.64	134	2,786	239	141	62.89	37.11
6	25	2017	1	18	380	13.64	135	2,786	228	152	60.00	40.00
7	4	2017	3	14	379	13.60	136	2,786	204	175	53.83	46.17
5	6	2017	7	14	378	13.57	137	2,786	195	183	51.59	48.41
2	9	2017	5	19	377	13.53	138	2,786	179	198	47.48	52.52
7	8	2017	7	13	377	13.53	139	2,786	162	215	42.97	57.03
6	17	2017	7	15	376	13.50	140	2,786	153	223	40.69	59.31
6	23	2017	6	17	376	13.50	141	2,786	170	206	45.21	54.79
5	7	2017	1	13	375	13.46	142	2,786	212	163	56.53	43.47
7	6	2017	5	14	375	13.46	143	2,786	192	183	51.20	48.80
6	3	2017	7	14	374	13.42	144	2,786	152	222	40.64	59.36
7	14	2017	6	13	374	13.42	145	2,786	162	212	43.32	56.68
4	29	2017	7	14	373	13.39	146	2,786	155	218	41.55	58.45
7	15	2017	7	17	372	13.35	147	2,786	203	169	54.57	45.43
9	15	2017	6	15	372	13.35	148	2,786	204	168	54.84	45.16
7	3	2017	2	17	368	13.21	149	2,786	207	161	56.25	43.75
4	28	2017	6	16	367	13.17	150	2,786	211	156	57.49	42.51
5	7	2017	1	17	367	13.17	151	2,786	214	153	58.31	41.69
7	5	2017	4	16	367	13.17	152	2,786	197	170	53.68	46.32
7	14	2017	6	12	367	13.17	153	2,786	165	202	44.96	55.04
9	17	2017	1	13	367	13.17	154	2,786	210	157	57.22	42.78
6	25	2017	1	11	366	13.14	155	2,786	191	175	52.19	47.81
7	2	2017	1	18	366	13.14	156	2,786	213	153	58.20	41.80
5	19	2017	6	16	365	13.10	157	2,786	171	194	46.85	53.15
6	26	2017	2	15	365	13.10	158	2,786	188	177	51.51	48.49
9	24	2017	1	13	365	13.10	159	2,786	192	173	52.60	47.40
4	30	2017	1	14	364	13.07	160	2,786	186	178	51.10	48.90
6	30	2017	6	13	364	13.07	161	2,786	166	198	45.60	54.40
7	1	2017	7	17	364	13.07	162	2,786	169	195	46.43	53.57
7	2	2017	1	11	364	13.07	163	2,786	172	192	47.25	52.75
7	9	2017	1	18	364	13.07	164	2,786	233	131	64.01	35.99
7	15	2017	7	18	364	13.07	165	2,786	184	180	50.55	49.45
7	2	2017	1	19	363	13.03	166	2,786	229	134	63.09	36.91
10	8	2017	1	15	363	13.03	167	2,786	200	163	55.10	44.90
6	30	2017	6	12	362	12.99	168	2,786	157	205	43.37	56.63
10	15	2017	1	15	362	12.99	169	2,786	215	147	59.39	40.61

MO	DY	YR	DAY OF WK	HR	HR VOL	PERCENT OF AADT	HOUR NUMBER	AADT	NORTH VOLUME	SOUTH VOLUME	PERCENT NORTH IS OF TOTAL VOLUME	PERCENT SOUTH IS OF TOTAL VOLUME
7	7	2017	6	16	361	12.96	170	2,786	166	195	45.98	54.02
9	22	2017	6	15	360	12.92	171	2,786	171	189	47.50	52.50
5	20	2017	7	16	358	12.85	172	2,786	212	146	59.22	40.78
9	23	2017	7	14	358	12.85	173	2,786	140	218	39.11	60.89
4	2	2017	1	14	356	12.78	174	2,786	182	174	51.12	48.88
7	7	2017	6	18	356	12.78	175	2,786	176	180	49.44	50.56
7	12	2017	4	16	356	12.78	176	2,786	202	154	56.74	43.26
9	7	2017	5	15	356	12.78	177	2,786	196	160	55.06	44.94
2	9	2017	5	18	355	12.74	178	2,786	215	140	60.56	39.44
6	17	2017	7	14	355	12.74	179	2,786	146	209	41.13	58.87
2	9	2017	5	17	354	12.71	180	2,786	213	141	60.17	39.83
6	11	2017	1	12	354	12.71	181	2,786	173	181	48.87	51.13
4	28	2017	6	15	353	12.67	182	2,786	205	148	58.07	41.93
5	7	2017	1	16	352	12.63	183	2,786	233	119	66.19	33.81
6	4	2017	1	13	352	12.63	184	2,786	176	176	50.00	50.00
7	14	2017	6	18	352	12.63	185	2,786	176	176	50.00	50.00
9	24	2017	1	12	352	12.63	186	2,786	197	155	55.97	44.03
4	30	2017	1	15	351	12.60	187	2,786	214	137	60.97	39.03
5	19	2017	6	15	351	12.60	188	2,786	152	199	43.30	56.70
10	8	2017	1	13	351	12.60	189	2,786	169	182	48.15	51.85
7	6	2017	5	16	350	12.56	190	2,786	191	159	54.57	45.43
6	30	2017	6	17	349	12.53	191	2,786	155	194	44.41	55.59
7	5	2017	4	11	349	12.53	192	2,786	214	135	61.32	38.68
5	27	2017	7	19	348	12.49	193	2,786	212	136	60.92	39.08
7	9	2017	1	11	348	12.49	194	2,786	200	148	57.47	42.53
9	15	2017	6	14	348	12.49	195	2,786	168	180	48.28	51.72
9	15	2017	6	17	348	12.49	196	2,786	167	181	47.99	52.01
5	20	2017	7	12	347	12.46	197	2,786	142	205	40.92	59.08
9	8	2017	6	15	347	12.46	198	2,786	167	180	48.13	51.87
6	18	2017	1	17	346	12.42	199	2,786	213	133	61.56	38.44
5	7	2017	1	12	345	12.38	200	2,786	187	158	54.20	45.80



**AADT= 53,196      K 30 FACTOR= 8.33      K 100 FACTOR= 8.18      K 200 FACTOR= 8.05      D 30 FACTOR= 65.63**



MO	DY	YR	DAY OF WK	HR	HR VOL	PERCENT OF AADT	HOUR NUMBER	AADT	EAST VOLUME	WEST VOLUME	PERCENT EAST IS OF TOTAL VOLUME	PERCENT WEST IS OF TOTAL VOLUME
5	18	2017	5	17	4,593	8.63	1	53,196	3,133	1,460	68.21	31.79
6	16	2017	6	16	4,589	8.63	2	53,196	2,943	1,646	64.13	35.87
12	20	2017	4	17	4,587	8.62	3	53,196	2,848	1,739	62.09	37.91
10	6	2017	6	16	4,562	8.58	4	53,196	2,891	1,671	63.37	36.63
4	21	2017	6	16	4,552	8.56	5	53,196	2,925	1,627	64.26	35.74
10	13	2017	6	16	4,552	8.56	6	53,196	2,869	1,683	63.03	36.97
7	14	2017	6	16	4,546	8.55	7	53,196	2,889	1,657	63.55	36.45
10	27	2017	6	16	4,545	8.54	8	53,196	2,875	1,670	63.26	36.74
6	23	2017	6	16	4,526	8.51	9	53,196	2,837	1,689	62.68	37.32
5	19	2017	6	16	4,504	8.47	10	53,196	2,805	1,699	62.28	37.72
9	28	2017	5	16	4,502	8.46	11	53,196	2,998	1,504	66.59	33.41
6	9	2017	6	16	4,492	8.44	12	53,196	2,789	1,703	62.09	37.91
10	26	2017	5	17	4,489	8.44	13	53,196	2,957	1,532	65.87	34.13
12	4	2017	2	16	4,488	8.44	14	53,196	2,979	1,509	66.38	33.62
11	29	2017	4	16	4,486	8.43	15	53,196	3,052	1,434	68.03	31.97
12	14	2017	5	16	4,476	8.41	16	53,196	2,846	1,630	63.58	36.42

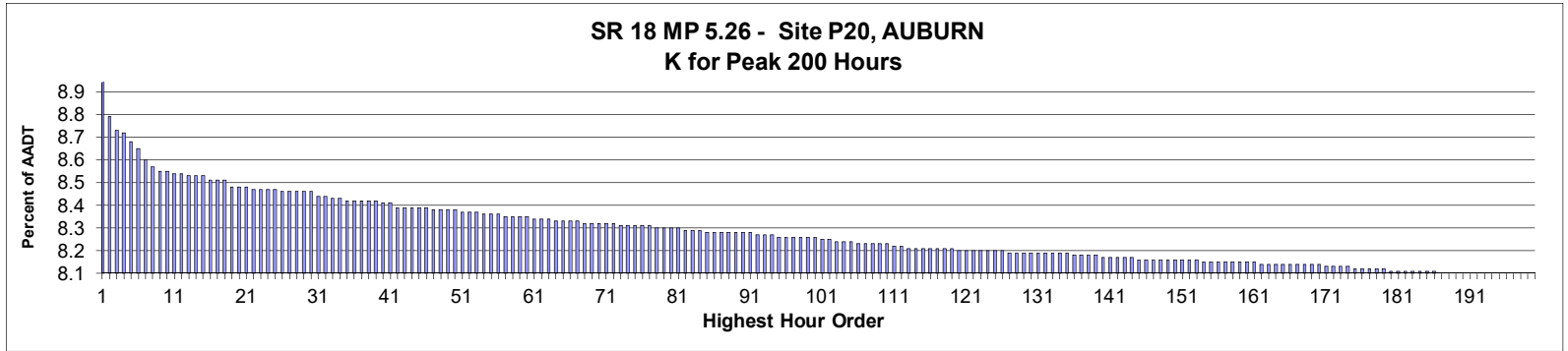
MO	DY	YR	DAY OF WK	HR	HR VOL	PERCENT OF AADT	HOUR NUMBER	AADT	EAST VOLUME	WEST VOLUME	PERCENT EAST IS OF TOTAL VOLUME	PERCENT WEST IS OF TOTAL VOLUME
12	8	2017	6	16	4,467	8.40	17	53,196	2,802	1,665	62.73	37.27
5	24	2017	4	17	4,462	8.39	18	53,196	3,080	1,382	69.03	30.97
5	25	2017	5	16	4,459	8.38	19	53,196	2,881	1,578	64.61	35.39
9	21	2017	5	16	4,458	8.38	20	53,196	2,947	1,511	66.11	33.89
1	27	2017	6	17	4,456	8.38	21	53,196	2,893	1,563	64.92	35.08
5	5	2017	6	16	4,445	8.36	22	53,196	2,873	1,572	64.63	35.37
5	19	2017	6	17	4,445	8.36	23	53,196	2,879	1,566	64.77	35.23
1	27	2017	6	16	4,443	8.35	24	53,196	2,906	1,537	65.41	34.59
4	28	2017	6	16	4,443	8.35	25	53,196	2,945	1,498	66.28	33.72
9	15	2017	6	16	4,442	8.35	26	53,196	2,812	1,630	63.30	36.70
7	26	2017	4	17	4,441	8.35	27	53,196	2,956	1,485	66.56	33.44
10	5	2017	5	17	4,438	8.34	28	53,196	3,017	1,421	67.98	32.02
12	21	2017	5	16	4,432	8.33	29	53,196	2,760	1,672	62.27	37.73
5	12	2017	6	16	4,431	8.33	30	53,196	2,908	1,523	65.63	34.37
6	21	2017	4	17	4,431	8.33	31	53,196	2,918	1,513	65.85	34.15
5	3	2017	4	16	4,430	8.33	32	53,196	2,955	1,475	66.70	33.30
7	19	2017	4	17	4,430	8.33	33	53,196	2,917	1,513	65.85	34.15
7	13	2017	5	16	4,429	8.33	34	53,196	2,830	1,599	63.90	36.10
3	31	2017	6	16	4,428	8.32	35	53,196	2,844	1,584	64.23	35.77
12	5	2017	3	16	4,425	8.32	36	53,196	2,943	1,482	66.51	33.49
5	9	2017	3	17	4,424	8.32	37	53,196	3,063	1,361	69.24	30.76
6	22	2017	5	17	4,424	8.32	38	53,196	2,917	1,507	65.94	34.06
10	15	2017	1	14	4,424	8.32	39	53,196	2,157	2,267	48.76	51.24
3	1	2017	4	16	4,423	8.31	40	53,196	2,964	1,459	67.01	32.99
7	21	2017	6	16	4,418	8.31	41	53,196	2,775	1,643	62.81	37.19
10	9	2017	2	16	4,418	8.31	42	53,196	2,882	1,536	65.23	34.77
4	4	2017	3	16	4,416	8.30	43	53,196	3,014	1,402	68.25	31.75
6	13	2017	3	16	4,415	8.30	44	53,196	2,919	1,496	66.12	33.88
1	13	2017	6	16	4,412	8.29	45	53,196	2,871	1,541	65.07	34.93
6	6	2017	3	16	4,412	8.29	46	53,196	2,924	1,488	66.27	33.73
7	25	2017	3	17	4,412	8.29	47	53,196	2,936	1,476	66.55	33.45
12	22	2017	6	16	4,412	8.29	48	53,196	2,570	1,842	58.25	41.75
12	8	2017	6	17	4,410	8.29	49	53,196	2,796	1,614	63.40	36.60
6	14	2017	4	16	4,408	8.29	50	53,196	2,903	1,505	65.86	34.14
10	24	2017	3	16	4,405	8.28	51	53,196	2,898	1,507	65.79	34.21
9	28	2017	5	17	4,404	8.28	52	53,196	2,914	1,490	66.17	33.83
6	7	2017	4	17	4,402	8.28	53	53,196	2,928	1,474	66.52	33.48
2	1	2017	4	16	4,400	8.27	54	53,196	2,896	1,504	65.82	34.18
5	23	2017	3	17	4,398	8.27	55	53,196	2,966	1,432	67.44	32.56
7	18	2017	3	17	4,398	8.27	56	53,196	2,830	1,568	64.35	35.65
5	26	2017	6	16	4,396	8.26	57	53,196	2,834	1,562	64.47	35.53
10	26	2017	5	16	4,396	8.26	58	53,196	2,844	1,552	64.70	35.30
7	28	2017	6	16	4,395	8.26	59	53,196	2,744	1,651	62.43	37.57
6	19	2017	2	17	4,394	8.26	60	53,196	2,936	1,458	66.82	33.18
7	13	2017	5	17	4,393	8.26	61	53,196	2,883	1,510	65.63	34.37
6	13	2017	3	17	4,392	8.26	62	53,196	3,022	1,370	68.81	31.19
9	27	2017	4	17	4,391	8.25	63	53,196	2,910	1,481	66.27	33.73
5	17	2017	4	16	4,390	8.25	64	53,196	2,929	1,461	66.72	33.28
5	18	2017	5	16	4,389	8.25	65	53,196	2,955	1,434	67.33	32.67
6	14	2017	4	17	4,389	8.25	66	53,196	2,907	1,482	66.23	33.77
7	27	2017	5	17	4,388	8.25	67	53,196	2,903	1,485	66.16	33.84

MO	DY	YR	DAY OF WK	HR	HR VOL	PERCENT OF AADT	HOUR NUMBER	AADT	EAST VOLUME	WEST VOLUME	PERCENT EAST IS OF TOTAL VOLUME	PERCENT WEST IS OF TOTAL VOLUME
12	21	2017	5	17	4,386	8.24	68	53,196	2,722	1,664	62.06	37.94
5	17	2017	4	17	4,382	8.24	69	53,196	2,980	1,402	68.01	31.99
10	31	2017	3	16	4,380	8.23	70	53,196	2,989	1,391	68.24	31.76
5	22	2017	2	16	4,379	8.23	71	53,196	2,925	1,454	66.80	33.20
7	7	2017	6	16	4,377	8.23	72	53,196	2,811	1,566	64.22	35.78
6	1	2017	5	16	4,375	8.22	73	53,196	2,867	1,508	65.53	34.47
9	7	2017	5	16	4,373	8.22	74	53,196	2,898	1,475	66.27	33.73
9	14	2017	5	16	4,372	8.22	75	53,196	2,869	1,503	65.62	34.38
10	16	2017	2	16	4,370	8.21	76	53,196	2,870	1,500	65.68	34.32
9	27	2017	4	16	4,368	8.21	77	53,196	2,879	1,489	65.91	34.09
6	1	2017	5	17	4,367	8.21	78	53,196	2,959	1,408	67.76	32.24
11	27	2017	2	16	4,367	8.21	79	53,196	2,911	1,456	66.66	33.34
2	23	2017	5	17	4,366	8.21	80	53,196	3,062	1,304	70.13	29.87
9	8	2017	6	16	4,366	8.21	81	53,196	2,835	1,531	64.93	35.07
10	31	2017	3	17	4,365	8.21	82	53,196	3,013	1,352	69.03	30.97
6	22	2017	5	16	4,364	8.20	83	53,196	2,763	1,601	63.31	36.69
10	30	2017	2	16	4,364	8.20	84	53,196	2,910	1,454	66.68	33.32
12	19	2017	3	17	4,363	8.20	85	53,196	2,831	1,532	64.89	35.11
10	5	2017	5	16	4,362	8.20	86	53,196	2,801	1,561	64.21	35.79
5	23	2017	3	16	4,361	8.20	87	53,196	2,903	1,458	66.57	33.43
6	7	2017	4	16	4,360	8.20	88	53,196	2,840	1,520	65.14	34.86
9	22	2017	6	17	4,359	8.19	89	53,196	2,849	1,510	65.36	34.64
4	27	2017	5	17	4,357	8.19	90	53,196	3,011	1,346	69.11	30.89
6	29	2017	5	16	4,356	8.19	91	53,196	2,832	1,524	65.01	34.99
5	16	2017	3	16	4,355	8.19	92	53,196	2,911	1,444	66.84	33.16
2	17	2017	6	17	4,354	8.18	93	53,196	2,951	1,403	67.78	32.22
5	12	2017	6	17	4,354	8.18	94	53,196	2,956	1,398	67.89	32.11
10	24	2017	3	17	4,354	8.18	95	53,196	2,942	1,412	67.57	32.43
5	4	2017	5	16	4,353	8.18	96	53,196	2,917	1,436	67.01	32.99
10	13	2017	6	15	4,353	8.18	97	53,196	2,562	1,791	58.86	41.14
10	13	2017	6	17	4,353	8.18	98	53,196	2,792	1,561	64.14	35.86
5	8	2017	2	17	4,349	8.18	99	53,196	3,022	1,327	69.49	30.51
9	20	2017	4	17	4,349	8.18	100	53,196	2,903	1,446	66.75	33.25
11	16	2017	5	16	4,348	8.17	101	53,196	2,891	1,457	66.49	33.51
2	2	2017	5	16	4,347	8.17	102	53,196	2,880	1,467	66.25	33.75
2	17	2017	6	16	4,346	8.17	103	53,196	2,882	1,464	66.31	33.69
6	5	2017	2	16	4,346	8.17	104	53,196	2,904	1,442	66.82	33.18
5	10	2017	4	16	4,344	8.17	105	53,196	2,900	1,444	66.76	33.24
5	30	2017	3	16	4,344	8.17	106	53,196	2,771	1,573	63.79	36.21
11	7	2017	3	16	4,344	8.17	107	53,196	2,892	1,452	66.57	33.43
9	29	2017	6	16	4,343	8.16	108	53,196	2,765	1,578	63.67	36.33
2	14	2017	3	16	4,342	8.16	109	53,196	2,872	1,470	66.14	33.86
3	16	2017	5	16	4,340	8.16	110	53,196	2,936	1,404	67.65	32.35
7	14	2017	6	15	4,338	8.15	111	53,196	2,678	1,660	61.73	38.27
10	4	2017	4	17	4,338	8.15	112	53,196	2,924	1,414	67.40	32.60
10	23	2017	2	16	4,338	8.15	113	53,196	2,891	1,447	66.64	33.36
6	16	2017	6	17	4,336	8.15	114	53,196	2,906	1,430	67.02	32.98
10	2	2017	2	16	4,336	8.15	115	53,196	2,896	1,440	66.79	33.21
10	9	2017	2	17	4,336	8.15	116	53,196	2,887	1,449	66.58	33.42
6	28	2017	4	16	4,335	8.15	117	53,196	2,796	1,539	64.50	35.50
7	6	2017	5	17	4,335	8.15	118	53,196	2,855	1,480	65.86	34.14

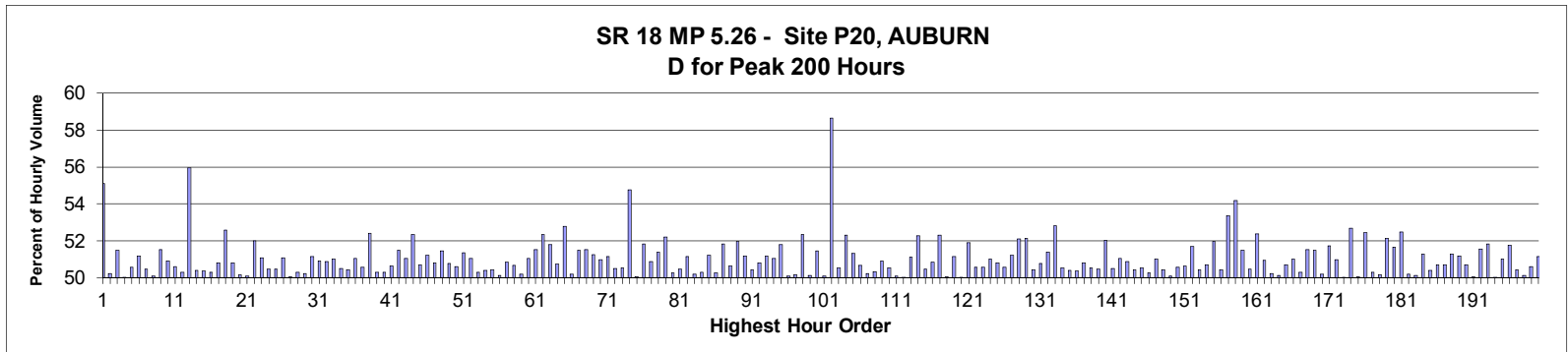
MO	DY	YR	DAY OF WK	HR	HR VOL	PERCENT OF AADT	HOUR NUMBER	AADT	EAST VOLUME	WEST VOLUME	PERCENT EAST IS OF TOTAL VOLUME	PERCENT WEST IS OF TOTAL VOLUME
11	9	2017	5	17	4,335	8.15	119	53,196	2,933	1,402	67.66	32.34
5	26	2017	6	15	4,334	8.15	120	53,196	2,659	1,675	61.35	38.65
2	13	2017	2	17	4,332	8.14	121	53,196	3,037	1,295	70.11	29.89
4	13	2017	5	17	4,330	8.14	122	53,196	2,994	1,336	69.15	30.85
4	25	2017	3	17	4,330	8.14	123	53,196	3,025	1,305	69.86	30.14
4	28	2017	6	17	4,330	8.14	124	53,196	2,908	1,422	67.16	32.84
5	2	2017	3	16	4,329	8.14	125	53,196	2,882	1,447	66.57	33.43
7	11	2017	3	17	4,328	8.14	126	53,196	2,929	1,399	67.68	32.32
7	19	2017	4	16	4,326	8.13	127	53,196	2,762	1,564	63.85	36.15
7	20	2017	5	16	4,326	8.13	128	53,196	2,880	1,446	66.57	33.43
6	27	2017	3	17	4,325	8.13	129	53,196	2,880	1,445	66.59	33.41
9	20	2017	4	16	4,325	8.13	130	53,196	2,843	1,482	65.73	34.27
2	10	2017	6	16	4,324	8.13	131	53,196	2,930	1,394	67.76	32.24
2	28	2017	3	16	4,324	8.13	132	53,196	2,869	1,455	66.35	33.65
12	11	2017	2	17	4,324	8.13	133	53,196	2,899	1,425	67.04	32.96
1	12	2017	5	16	4,323	8.13	134	53,196	2,877	1,446	66.55	33.45
12	5	2017	3	17	4,322	8.12	135	53,196	2,835	1,487	65.59	34.41
3	3	2017	6	16	4,321	8.12	136	53,196	2,815	1,506	65.15	34.85
3	16	2017	5	17	4,321	8.12	137	53,196	3,034	1,287	70.22	29.78
3	31	2017	6	17	4,321	8.12	138	53,196	2,857	1,464	66.12	33.88
4	27	2017	5	16	4,321	8.12	139	53,196	2,826	1,495	65.40	34.60
12	6	2017	4	16	4,320	8.12	140	53,196	2,823	1,497	65.35	34.65
11	17	2017	6	16	4,319	8.12	141	53,196	2,777	1,542	64.30	35.70
3	20	2017	2	17	4,317	8.12	142	53,196	2,971	1,346	68.82	31.18
7	12	2017	4	17	4,317	8.12	143	53,196	2,903	1,414	67.25	32.75
2	1	2017	4	17	4,316	8.11	144	53,196	2,999	1,317	69.49	30.51
4	11	2017	3	16	4,316	8.11	145	53,196	2,921	1,395	67.68	32.32
6	8	2017	5	17	4,315	8.11	146	53,196	2,892	1,423	67.02	32.98
2	2	2017	5	17	4,314	8.11	147	53,196	2,996	1,318	69.45	30.55
6	8	2017	5	16	4,314	8.11	148	53,196	2,870	1,444	66.53	33.47
10	23	2017	2	17	4,314	8.11	149	53,196	2,919	1,395	67.66	32.34
3	1	2017	4	17	4,313	8.11	150	53,196	2,941	1,372	68.19	31.81
5	31	2017	4	16	4,313	8.11	151	53,196	2,830	1,483	65.62	34.38
9	12	2017	3	16	4,313	8.11	152	53,196	2,891	1,422	67.03	32.97
11	27	2017	2	17	4,313	8.11	153	53,196	2,962	1,351	68.68	31.32
5	10	2017	4	17	4,312	8.11	154	53,196	2,928	1,384	67.90	32.10
11	9	2017	5	16	4,312	8.11	155	53,196	2,849	1,463	66.07	33.93
7	18	2017	3	18	4,311	8.10	156	53,196	2,812	1,499	65.23	34.77
9	26	2017	3	16	4,311	8.10	157	53,196	2,865	1,446	66.46	33.54
2	23	2017	5	16	4,309	8.10	158	53,196	2,901	1,408	67.32	32.68
6	28	2017	4	17	4,309	8.10	159	53,196	2,842	1,467	65.95	34.05
7	17	2017	2	17	4,309	8.10	160	53,196	2,899	1,410	67.28	32.72
4	18	2017	3	16	4,308	8.10	161	53,196	2,935	1,373	68.13	31.87
6	20	2017	3	17	4,308	8.10	162	53,196	2,875	1,433	66.74	33.26
10	3	2017	3	16	4,308	8.10	163	53,196	2,826	1,482	65.60	34.40
3	6	2017	2	17	4,306	8.09	164	53,196	3,051	1,255	70.85	29.15
6	19	2017	2	16	4,306	8.09	165	53,196	2,814	1,492	65.35	34.65
7	18	2017	3	16	4,306	8.09	166	53,196	2,797	1,509	64.96	35.04
5	3	2017	4	17	4,305	8.09	167	53,196	3,007	1,298	69.85	30.15
7	27	2017	5	16	4,304	8.09	168	53,196	2,738	1,566	63.62	36.38
4	13	2017	5	16	4,302	8.09	169	53,196	2,956	1,346	68.71	31.29



MO	DY	YR	DAY OF WK	HR	HR VOL	PERCENT OF AADT	HOUR NUMBER	AADT	EAST VOLUME	WEST VOLUME	PERCENT EAST IS OF TOTAL VOLUME	PERCENT WEST IS OF TOTAL VOLUME
9	22	2017	6	16	4,302	8.09	170	53,196	2,744	1,558	63.78	36.22
10	27	2017	6	17	4,302	8.09	171	53,196	2,783	1,519	64.69	35.31
12	7	2017	5	16	4,302	8.09	172	53,196	2,761	1,541	64.18	35.82
1	11	2017	4	17	4,301	8.09	173	53,196	2,943	1,358	68.43	31.57
2	24	2017	6	16	4,300	8.08	174	53,196	2,747	1,553	63.88	36.12
6	9	2017	6	17	4,300	8.08	175	53,196	2,800	1,500	65.12	34.88
11	30	2017	5	17	4,299	8.08	176	53,196	2,863	1,436	66.60	33.40
7	20	2017	5	17	4,298	8.08	177	53,196	2,877	1,421	66.94	33.06
10	3	2017	3	17	4,298	8.08	178	53,196	2,957	1,341	68.80	31.20
12	12	2017	3	16	4,297	8.08	179	53,196	2,782	1,515	64.74	35.26
12	15	2017	6	16	4,296	8.08	180	53,196	2,715	1,581	63.20	36.80
5	30	2017	3	17	4,295	8.07	181	53,196	2,931	1,364	68.24	31.76
12	22	2017	6	15	4,295	8.07	182	53,196	2,504	1,791	58.30	41.70
1	30	2017	2	16	4,294	8.07	183	53,196	2,809	1,485	65.42	34.58
2	14	2017	3	17	4,293	8.07	184	53,196	3,007	1,286	70.04	29.96
10	14	2017	7	14	4,293	8.07	185	53,196	2,381	1,912	55.46	44.54
12	6	2017	4	17	4,293	8.07	186	53,196	2,861	1,432	66.64	33.36
12	13	2017	4	16	4,293	8.07	187	53,196	2,826	1,467	65.83	34.17
5	1	2017	2	17	4,292	8.07	188	53,196	3,026	1,266	70.50	29.50
3	8	2017	4	16	4,291	8.07	189	53,196	2,905	1,386	67.70	32.30
12	20	2017	4	16	4,291	8.07	190	53,196	2,654	1,637	61.85	38.15
4	4	2017	3	17	4,289	8.06	191	53,196	3,038	1,251	70.83	29.17
7	7	2017	6	17	4,289	8.06	192	53,196	2,806	1,483	65.42	34.58
1	4	2017	4	17	4,288	8.06	193	53,196	2,994	1,294	69.82	30.18
6	30	2017	6	16	4,288	8.06	194	53,196	2,759	1,529	64.34	35.66
5	4	2017	5	17	4,286	8.06	195	53,196	2,889	1,397	67.41	32.59
10	30	2017	2	17	4,286	8.06	196	53,196	2,909	1,377	67.87	32.13
4	21	2017	6	17	4,285	8.06	197	53,196	2,791	1,494	65.13	34.87
9	15	2017	6	17	4,285	8.06	198	53,196	2,738	1,547	63.90	36.10
11	15	2017	4	16	4,285	8.06	199	53,196	2,896	1,389	67.58	32.42
4	14	2017	6	16	4,283	8.05	200	53,196	2,707	1,576	63.20	36.80



**AADT= 65,090      K 30 FACTOR= 8.42      K 100 FACTOR= 8.22      K 200 FACTOR= 8.06      D 30 FACTOR= 51.13**



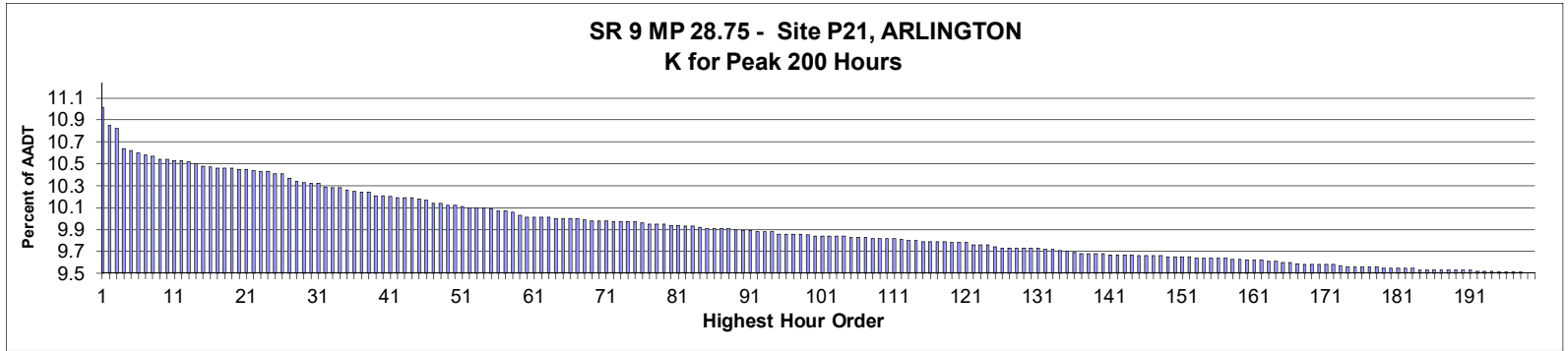
MO	DY	YR	DAY OF WK	HR	HR VOL	PERCENT OF AADT	HOUR NUMBER	AADT	EAST VOLUME	WEST VOLUME	PERCENT EAST IS OF TOTAL VOLUME	PERCENT WEST IS OF TOTAL VOLUME
1	20	2017	6	9	7,281	11.19	1	65,090	3,270	4,011	44.91	55.09
5	19	2017	6	15	5,696	8.75	2	65,090	2,861	2,835	50.23	49.77
9	22	2017	6	16	5,657	8.69	3	65,090	2,745	2,912	48.52	51.48
8	10	2017	5	17	5,651	8.68	4	65,090	2,827	2,824	50.03	49.97
6	16	2017	6	15	5,621	8.64	5	65,090	2,779	2,842	49.44	50.56
6	16	2017	6	16	5,601	8.61	6	65,090	2,867	2,734	51.19	48.81
4	28	2017	6	16	5,571	8.56	7	65,090	2,759	2,812	49.52	50.48
10	6	2017	6	17	5,553	8.53	8	65,090	2,781	2,772	50.08	49.92
7	21	2017	6	17	5,537	8.51	9	65,090	2,853	2,684	51.53	48.47
8	4	2017	6	17	5,537	8.51	10	65,090	2,718	2,819	49.09	50.91
5	19	2017	6	16	5,531	8.50	11	65,090	2,798	2,733	50.59	49.41
7	13	2017	5	17	5,531	8.50	12	65,090	2,782	2,749	50.30	49.70
8	6	2017	1	16	5,528	8.49	13	65,090	2,434	3,094	44.03	55.97
9	29	2017	6	17	5,527	8.49	14	65,090	2,741	2,786	49.59	50.41
7	28	2017	6	18	5,523	8.49	15	65,090	2,782	2,741	50.37	49.63
5	26	2017	6	15	5,514	8.47	16	65,090	2,740	2,774	49.69	50.31

MO	DY	YR	DAY OF WK	HR	HR VOL	PERCENT OF AADT	HOUR NUMBER	AADT	EAST VOLUME	WEST VOLUME	PERCENT EAST IS OF TOTAL VOLUME	PERCENT WEST IS OF TOTAL VOLUME
10	6	2017	6	16	5,512	8.47	17	65,090	2,712	2,800	49.20	50.80
8	11	2017	6	17	5,511	8.47	18	65,090	2,898	2,613	52.59	47.41
6	8	2017	5	16	5,496	8.44	19	65,090	2,704	2,792	49.20	50.80
7	12	2017	4	17	5,496	8.44	20	65,090	2,756	2,740	50.15	49.85
9	29	2017	6	16	5,491	8.44	21	65,090	2,740	2,751	49.90	50.10
4	7	2017	6	16	5,485	8.43	22	65,090	2,632	2,853	47.99	52.01
8	18	2017	6	16	5,485	8.43	23	65,090	2,801	2,684	51.07	48.93
10	31	2017	3	17	5,485	8.43	24	65,090	2,718	2,767	49.55	50.45
5	25	2017	5	16	5,484	8.43	25	65,090	2,767	2,717	50.46	49.54
7	28	2017	6	16	5,483	8.42	26	65,090	2,801	2,682	51.09	48.91
7	20	2017	5	17	5,482	8.42	27	65,090	2,745	2,737	50.07	49.93
7	27	2017	5	18	5,481	8.42	28	65,090	2,757	2,724	50.30	49.70
9	15	2017	6	17	5,480	8.42	29	65,090	2,752	2,728	50.22	49.78
5	12	2017	6	16	5,478	8.42	30	65,090	2,801	2,677	51.13	48.87
10	13	2017	6	17	5,469	8.40	31	65,090	2,785	2,684	50.92	49.08
6	23	2017	6	16	5,467	8.40	32	65,090	2,782	2,685	50.89	49.11
9	15	2017	6	16	5,464	8.39	33	65,090	2,676	2,788	48.98	51.02
5	19	2017	6	17	5,459	8.39	34	65,090	2,757	2,702	50.50	49.50
6	9	2017	6	15	5,457	8.38	35	65,090	2,705	2,752	49.57	50.43
6	14	2017	4	16	5,454	8.38	36	65,090	2,670	2,784	48.95	51.05
6	2	2017	6	15	5,452	8.38	37	65,090	2,695	2,757	49.43	50.57
7	28	2017	6	17	5,452	8.38	38	65,090	2,857	2,595	52.40	47.60
10	27	2017	6	17	5,452	8.38	39	65,090	2,710	2,742	49.71	50.29
10	20	2017	6	17	5,448	8.37	40	65,090	2,709	2,739	49.72	50.28
10	13	2017	6	16	5,447	8.37	41	65,090	2,688	2,759	49.35	50.65
8	31	2017	5	17	5,437	8.35	42	65,090	2,637	2,800	48.50	51.50
8	17	2017	5	17	5,436	8.35	43	65,090	2,774	2,662	51.03	48.97
11	17	2017	6	18	5,436	8.35	44	65,090	2,590	2,846	47.65	52.35
3	31	2017	6	16	5,434	8.35	45	65,090	2,678	2,756	49.28	50.72
9	28	2017	5	17	5,434	8.35	46	65,090	2,652	2,782	48.80	51.20
7	27	2017	5	17	5,429	8.34	47	65,090	2,758	2,671	50.80	49.20
11	3	2017	6	16	5,429	8.34	48	65,090	2,636	2,793	48.55	51.45
5	5	2017	6	15	5,428	8.34	49	65,090	2,756	2,672	50.77	49.23
6	21	2017	4	16	5,426	8.34	50	65,090	2,681	2,745	49.41	50.59
8	4	2017	6	16	5,421	8.33	51	65,090	2,784	2,637	51.36	48.64
10	12	2017	5	17	5,420	8.33	52	65,090	2,654	2,766	48.97	51.03
8	17	2017	5	18	5,419	8.33	53	65,090	2,726	2,693	50.30	49.70
6	2	2017	6	16	5,414	8.32	54	65,090	2,729	2,685	50.41	49.59
7	7	2017	6	16	5,413	8.32	55	65,090	2,729	2,684	50.42	49.58
7	26	2017	4	17	5,413	8.32	56	65,090	2,700	2,713	49.88	50.12
5	5	2017	6	17	5,412	8.31	57	65,090	2,752	2,660	50.85	49.15
8	3	2017	5	17	5,411	8.31	58	65,090	2,741	2,670	50.66	49.34
6	22	2017	5	16	5,409	8.31	59	65,090	2,715	2,694	50.19	49.81
8	10	2017	5	16	5,409	8.31	60	65,090	2,647	2,762	48.94	51.06
9	25	2017	2	17	5,404	8.30	61	65,090	2,620	2,784	48.48	51.52
8	4	2017	6	18	5,402	8.30	62	65,090	2,575	2,827	47.67	52.33
6	23	2017	6	17	5,401	8.30	63	65,090	2,798	2,603	51.81	48.19
8	18	2017	6	18	5,399	8.29	64	65,090	2,740	2,659	50.75	49.25
12	5	2017	3	18	5,398	8.29	65	65,090	2,549	2,849	47.22	52.78
8	3	2017	5	18	5,395	8.29	66	65,090	2,707	2,688	50.18	49.82
10	26	2017	5	17	5,395	8.29	67	65,090	2,617	2,778	48.51	51.49

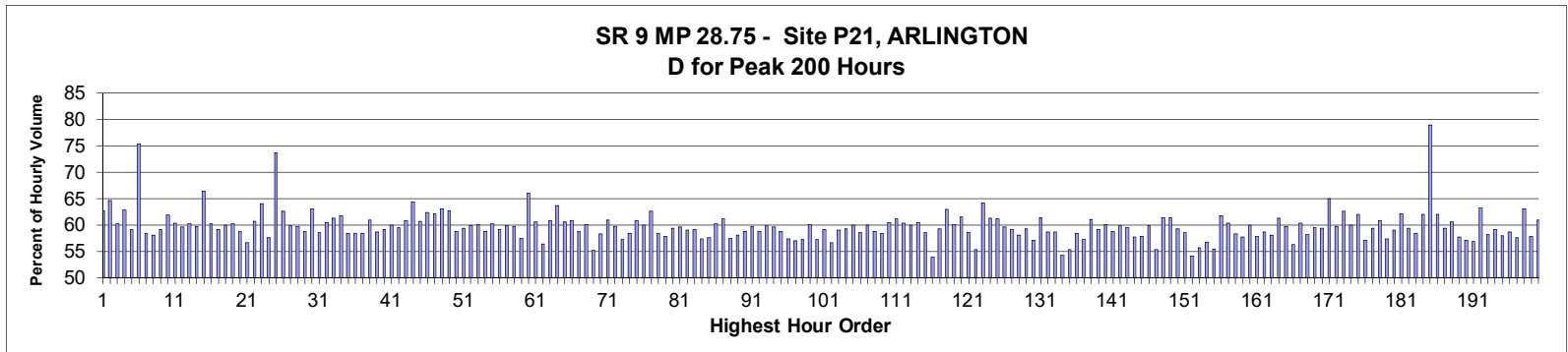
MO	DY	YR	DAY OF WK	HR	HR VOL	PERCENT OF AADT	HOUR NUMBER	AADT	EAST VOLUME	WEST VOLUME	PERCENT EAST IS OF TOTAL VOLUME	PERCENT WEST IS OF TOTAL VOLUME
6	28	2017	4	17	5,392	8.28	68	65,090	2,778	2,614	51.52	48.48
7	7	2017	6	17	5,392	8.28	69	65,090	2,764	2,628	51.26	48.74
5	24	2017	4	15	5,391	8.28	70	65,090	2,642	2,749	49.01	50.99
9	15	2017	6	18	5,391	8.28	71	65,090	2,633	2,758	48.84	51.16
8	10	2017	5	18	5,389	8.28	72	65,090	2,667	2,722	49.49	50.51
9	1	2017	6	16	5,384	8.27	73	65,090	2,720	2,664	50.52	49.48
8	6	2017	1	15	5,383	8.27	74	65,090	2,436	2,947	45.25	54.75
8	30	2017	4	17	5,383	8.27	75	65,090	2,695	2,688	50.07	49.93
5	25	2017	5	15	5,382	8.27	76	65,090	2,593	2,789	48.18	51.82
6	30	2017	6	16	5,381	8.27	77	65,090	2,737	2,644	50.86	49.14
11	3	2017	6	17	5,377	8.26	78	65,090	2,615	2,762	48.63	51.37
3	3	2017	6	16	5,375	8.26	79	65,090	2,569	2,806	47.80	52.20
6	2	2017	6	17	5,374	8.26	80	65,090	2,701	2,673	50.26	49.74
6	22	2017	5	15	5,374	8.26	81	65,090	2,661	2,713	49.52	50.48
3	23	2017	5	17	5,372	8.25	82	65,090	2,625	2,747	48.86	51.14
4	21	2017	6	18	5,370	8.25	83	65,090	2,696	2,674	50.20	49.80
3	31	2017	6	17	5,367	8.25	84	65,090	2,667	2,700	49.69	50.31
8	9	2017	4	17	5,365	8.24	85	65,090	2,618	2,747	48.80	51.20
9	1	2017	6	17	5,365	8.24	86	65,090	2,696	2,669	50.25	49.75
4	4	2017	3	17	5,364	8.24	87	65,090	2,584	2,780	48.17	51.83
10	24	2017	3	17	5,364	8.24	88	65,090	2,716	2,648	50.63	49.37
3	17	2017	6	16	5,363	8.24	89	65,090	2,577	2,786	48.05	51.95
9	29	2017	6	18	5,363	8.24	90	65,090	2,619	2,744	48.83	51.17
7	20	2017	5	16	5,361	8.24	91	65,090	2,657	2,704	49.56	50.44
8	2	2017	4	17	5,360	8.23	92	65,090	2,724	2,636	50.82	49.18
7	21	2017	6	16	5,356	8.23	93	65,090	2,741	2,615	51.18	48.82
5	12	2017	6	15	5,354	8.23	94	65,090	2,622	2,732	48.97	51.03
2	17	2017	6	16	5,353	8.22	95	65,090	2,580	2,773	48.20	51.80
8	31	2017	5	16	5,353	8.22	96	65,090	2,681	2,672	50.08	49.92
9	21	2017	5	17	5,352	8.22	97	65,090	2,684	2,668	50.15	49.85
6	16	2017	6	17	5,349	8.22	98	65,090	2,799	2,550	52.33	47.67
8	23	2017	4	18	5,349	8.22	99	65,090	2,682	2,667	50.14	49.86
6	1	2017	5	16	5,348	8.22	100	65,090	2,597	2,751	48.56	51.44
6	14	2017	4	17	5,345	8.21	101	65,090	2,668	2,677	49.92	50.08
8	6	2017	1	17	5,344	8.21	102	65,090	2,209	3,135	41.34	58.66
10	27	2017	6	18	5,338	8.20	103	65,090	2,640	2,698	49.46	50.54
12	7	2017	5	18	5,338	8.20	104	65,090	2,545	2,793	47.68	52.32
5	24	2017	4	16	5,335	8.20	105	65,090	2,597	2,738	48.68	51.32
4	28	2017	6	17	5,333	8.19	106	65,090	2,703	2,630	50.68	49.32
6	6	2017	3	16	5,330	8.19	107	65,090	2,678	2,652	50.24	49.76
10	13	2017	6	18	5,330	8.19	108	65,090	2,683	2,647	50.34	49.66
4	7	2017	6	17	5,329	8.19	109	65,090	2,616	2,713	49.09	50.91
9	8	2017	6	17	5,329	8.19	110	65,090	2,635	2,694	49.45	50.55
5	17	2017	4	16	5,326	8.18	111	65,090	2,668	2,658	50.09	49.91
7	26	2017	4	18	5,326	8.18	112	65,090	2,662	2,664	49.98	50.02
10	5	2017	5	16	5,321	8.17	113	65,090	2,602	2,719	48.90	51.10
3	10	2017	6	16	5,320	8.17	114	65,090	2,540	2,780	47.74	52.26
5	10	2017	4	16	5,320	8.17	115	65,090	2,635	2,685	49.53	50.47
11	9	2017	5	17	5,320	8.17	116	65,090	2,616	2,704	49.17	50.83
12	8	2017	6	18	5,318	8.17	117	65,090	2,537	2,781	47.71	52.29
5	18	2017	5	16	5,316	8.17	118	65,090	2,655	2,661	49.94	50.06

MO	DY	YR	DAY OF WK	HR	HR VOL	PERCENT OF AADT	HOUR NUMBER	AADT	EAST VOLUME	WEST VOLUME	PERCENT EAST IS OF TOTAL VOLUME	PERCENT WEST IS OF TOTAL VOLUME
10	27	2017	6	16	5,315	8.17	119	65,090	2,597	2,718	48.86	51.14
9	14	2017	5	17	5,313	8.16	120	65,090	2,655	2,658	49.97	50.03
8	25	2017	6	17	5,312	8.16	121	65,090	2,757	2,555	51.90	48.10
8	8	2017	3	18	5,311	8.16	122	65,090	2,685	2,626	50.56	49.44
9	7	2017	5	17	5,311	8.16	123	65,090	2,625	2,686	49.43	50.57
3	30	2017	5	17	5,310	8.16	124	65,090	2,602	2,708	49.00	51.00
6	28	2017	4	18	5,309	8.16	125	65,090	2,611	2,698	49.18	50.82
8	24	2017	5	17	5,309	8.16	126	65,090	2,624	2,685	49.43	50.57
3	24	2017	6	17	5,307	8.15	127	65,090	2,590	2,717	48.80	51.20
4	5	2017	4	17	5,306	8.15	128	65,090	2,541	2,765	47.89	52.11
12	1	2017	6	18	5,306	8.15	129	65,090	2,540	2,766	47.87	52.13
12	8	2017	6	17	5,305	8.15	130	65,090	2,630	2,675	49.58	50.42
12	14	2017	5	18	5,305	8.15	131	65,090	2,611	2,694	49.22	50.78
10	16	2017	2	17	5,304	8.15	132	65,090	2,579	2,725	48.62	51.38
11	17	2017	6	17	5,304	8.15	133	65,090	2,503	2,801	47.19	52.81
8	23	2017	4	17	5,303	8.15	134	65,090	2,680	2,623	50.54	49.46
8	4	2017	6	15	5,302	8.15	135	65,090	2,630	2,672	49.60	50.40
8	25	2017	6	16	5,301	8.14	136	65,090	2,669	2,632	50.35	49.65
5	12	2017	6	17	5,300	8.14	137	65,090	2,692	2,608	50.79	49.21
6	29	2017	5	18	5,299	8.14	138	65,090	2,678	2,621	50.54	49.46
6	9	2017	6	16	5,297	8.14	139	65,090	2,673	2,624	50.46	49.54
4	21	2017	6	16	5,293	8.13	140	65,090	2,539	2,754	47.97	52.03
6	27	2017	3	17	5,293	8.13	141	65,090	2,620	2,673	49.50	50.50
1	13	2017	6	17	5,292	8.13	142	65,090	2,591	2,701	48.96	51.04
1	27	2017	6	17	5,290	8.13	143	65,090	2,598	2,692	49.11	50.89
8	29	2017	3	17	5,290	8.13	144	65,090	2,668	2,622	50.43	49.57
6	1	2017	5	17	5,288	8.12	145	65,090	2,672	2,616	50.53	49.47
8	3	2017	5	16	5,288	8.12	146	65,090	2,630	2,658	49.74	50.26
11	22	2017	4	16	5,287	8.12	147	65,090	2,590	2,697	48.99	51.01
2	17	2017	6	17	5,285	8.12	148	65,090	2,620	2,665	49.57	50.43
4	20	2017	5	17	5,285	8.12	149	65,090	2,648	2,637	50.10	49.90
11	10	2017	6	16	5,285	8.12	150	65,090	2,613	2,672	49.44	50.56
11	22	2017	4	17	5,285	8.12	151	65,090	2,609	2,676	49.37	50.63
8	25	2017	6	15	5,283	8.12	152	65,090	2,552	2,731	48.31	51.69
10	20	2017	6	18	5,283	8.12	153	65,090	2,619	2,664	49.57	50.43
6	7	2017	4	16	5,282	8.11	154	65,090	2,603	2,679	49.28	50.72
12	21	2017	5	18	5,281	8.11	155	65,090	2,536	2,745	48.02	51.98
8	24	2017	5	18	5,280	8.11	156	65,090	2,662	2,618	50.42	49.58
6	10	2017	7	15	5,279	8.11	157	65,090	2,462	2,817	46.64	53.36
8	5	2017	7	16	5,279	8.11	158	65,090	2,419	2,860	45.82	54.18
1	13	2017	6	18	5,278	8.11	159	65,090	2,561	2,717	48.52	51.48
10	20	2017	6	16	5,276	8.11	160	65,090	2,663	2,613	50.47	49.53
12	14	2017	5	17	5,276	8.11	161	65,090	2,513	2,763	47.63	52.37
7	11	2017	3	17	5,274	8.10	162	65,090	2,687	2,587	50.95	49.05
10	17	2017	3	17	5,274	8.10	163	65,090	2,648	2,626	50.21	49.79
8	9	2017	4	18	5,273	8.10	164	65,090	2,630	2,643	49.88	50.12
9	20	2017	4	17	5,273	8.10	165	65,090	2,600	2,673	49.31	50.69
5	11	2017	5	17	5,272	8.10	166	65,090	2,689	2,583	51.01	48.99
12	21	2017	5	17	5,272	8.10	167	65,090	2,621	2,651	49.72	50.28
7	7	2017	6	18	5,271	8.10	168	65,090	2,716	2,555	51.53	48.47
7	14	2017	6	16	5,271	8.10	169	65,090	2,714	2,557	51.49	48.51

MO	DY	YR	DAY OF WK	HR	HR VOL	PERCENT OF AADT	HOUR NUMBER	AADT	EAST VOLUME	WEST VOLUME	PERCENT EAST IS OF TOTAL VOLUME	PERCENT WEST IS OF TOTAL VOLUME
12	22	2017	6	17	5,271	8.10	170	65,090	2,626	2,645	49.82	50.18
7	14	2017	6	18	5,268	8.09	171	65,090	2,725	2,543	51.73	48.27
5	11	2017	5	16	5,267	8.09	172	65,090	2,582	2,685	49.02	50.98
10	4	2017	4	17	5,265	8.09	173	65,090	2,633	2,632	50.01	49.99
10	26	2017	5	16	5,263	8.09	174	65,090	2,491	2,772	47.33	52.67
10	11	2017	4	17	5,260	8.08	175	65,090	2,632	2,628	50.04	49.96
6	7	2017	4	15	5,259	8.08	176	65,090	2,501	2,758	47.56	52.44
4	14	2017	6	16	5,258	8.08	177	65,090	2,613	2,645	49.70	50.30
8	11	2017	6	15	5,258	8.08	178	65,090	2,621	2,637	49.85	50.15
8	11	2017	6	16	5,258	8.08	179	65,090	2,741	2,517	52.13	47.87
10	10	2017	3	17	5,256	8.07	180	65,090	2,541	2,715	48.34	51.66
1	27	2017	6	16	5,254	8.07	181	65,090	2,496	2,758	47.51	52.49
7	24	2017	2	17	5,253	8.07	182	65,090	2,636	2,617	50.18	49.82
4	27	2017	5	17	5,252	8.07	183	65,090	2,619	2,633	49.87	50.13
6	22	2017	5	17	5,252	8.07	184	65,090	2,694	2,558	51.29	48.71
7	12	2017	4	18	5,252	8.07	185	65,090	2,647	2,605	50.40	49.60
7	15	2017	7	16	5,251	8.07	186	65,090	2,663	2,588	50.71	49.29
5	23	2017	3	16	5,249	8.06	187	65,090	2,662	2,587	50.71	49.29
5	18	2017	5	17	5,248	8.06	188	65,090	2,556	2,692	48.70	51.30
6	19	2017	2	16	5,248	8.06	189	65,090	2,562	2,686	48.82	51.18
3	31	2017	6	18	5,246	8.06	190	65,090	2,586	2,660	49.29	50.71
6	30	2017	6	17	5,246	8.06	191	65,090	2,625	2,621	50.04	49.96
8	2	2017	4	16	5,246	8.06	192	65,090	2,542	2,704	48.46	51.54
7	14	2017	6	17	5,245	8.06	193	65,090	2,719	2,526	51.84	48.16
7	19	2017	4	17	5,245	8.06	194	65,090	2,622	2,623	49.99	50.01
3	24	2017	6	16	5,244	8.06	195	65,090	2,569	2,675	48.99	51.01
5	31	2017	4	16	5,244	8.06	196	65,090	2,529	2,715	48.23	51.77
7	11	2017	3	18	5,244	8.06	197	65,090	2,600	2,644	49.58	50.42
7	20	2017	5	18	5,244	8.06	198	65,090	2,615	2,629	49.87	50.13
9	27	2017	4	17	5,244	8.06	199	65,090	2,591	2,653	49.41	50.59
4	28	2017	6	18	5,243	8.06	200	65,090	2,562	2,681	48.87	51.13



AADT= 11,996      K 30 FACTOR= 10.28      K 100 FACTOR= 9.80      K 200 FACTOR= 9.46      D 30 FACTOR= 63.10



MO	DY	YR	DAY OF WK	HR	HR VOL	PERCENT OF AADT	HOUR NUMBER	AADT	NORTH VOLUME	SOUTH VOLUME	PERCENT NORTH IS OF TOTAL VOLUME	PERCENT SOUTH IS OF TOTAL VOLUME
10	6	2017	6	17	1,316	10.97	1	11,996	825	491	62.69	37.31
8	9	2017	4	17	1,297	10.81	2	11,996	838	459	64.61	35.39
8	25	2017	6	17	1,293	10.78	3	11,996	778	515	60.17	39.83
5	26	2017	6	17	1,271	10.60	4	11,996	798	473	62.79	37.21
10	5	2017	5	17	1,269	10.58	5	11,996	751	518	59.18	40.82
4	16	2017	1	20	1,267	10.56	6	11,996	312	955	24.63	75.37
6	16	2017	6	17	1,264	10.54	7	11,996	739	525	58.47	41.53
8	31	2017	5	17	1,263	10.53	8	11,996	733	530	58.04	41.96
6	9	2017	6	17	1,259	10.50	9	11,996	745	514	59.17	40.83
8	4	2017	6	18	1,259	10.50	10	11,996	779	480	61.87	38.13
6	6	2017	3	17	1,258	10.49	11	11,996	759	499	60.33	39.67
12	7	2017	5	17	1,258	10.49	12	11,996	750	508	59.62	40.38
8	9	2017	4	16	1,257	10.48	13	11,996	757	500	60.22	39.78
8	17	2017	5	17	1,255	10.46	14	11,996	750	505	59.76	40.24
8	9	2017	4	18	1,252	10.44	15	11,996	831	421	66.37	33.63
9	15	2017	6	17	1,251	10.43	16	11,996	754	497	60.27	39.73

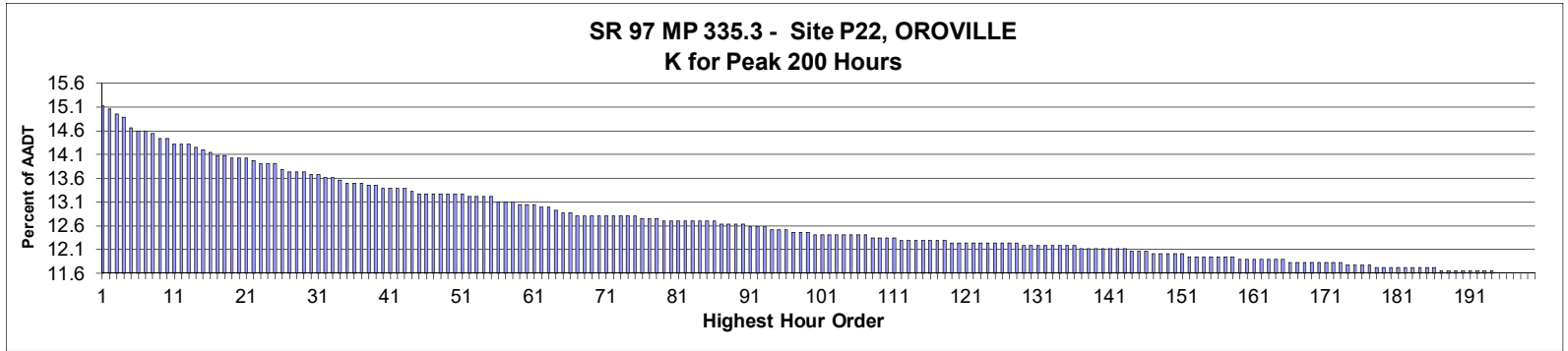
MO	DY	YR	DAY OF WK	HR	HR VOL	PERCENT OF AADT	HOUR NUMBER	AADT	NORTH VOLUME	SOUTH VOLUME	PERCENT NORTH IS OF TOTAL VOLUME	PERCENT SOUTH IS OF TOTAL VOLUME
4	21	2017	6	17	1,250	10.42	17	11,996	740	510	59.20	40.80
9	28	2017	5	17	1,250	10.42	18	11,996	750	500	60.00	40.00
12	8	2017	6	17	1,250	10.42	19	11,996	753	497	60.24	39.76
5	23	2017	3	17	1,249	10.41	20	11,996	734	515	58.77	41.23
10	31	2017	3	17	1,249	10.41	21	11,996	707	542	56.61	43.39
5	18	2017	5	17	1,247	10.40	22	11,996	757	490	60.71	39.29
6	23	2017	6	17	1,246	10.39	23	11,996	798	448	64.04	35.96
10	4	2017	4	17	1,246	10.39	24	11,996	718	528	57.62	42.38
4	16	2017	1	19	1,244	10.37	25	11,996	327	917	26.29	73.71
6	23	2017	6	16	1,244	10.37	26	11,996	779	465	62.62	37.38
9	29	2017	6	17	1,239	10.33	27	11,996	741	498	59.81	40.19
4	28	2017	6	17	1,236	10.30	28	11,996	738	498	59.71	40.29
9	27	2017	4	17	1,234	10.29	29	11,996	726	508	58.83	41.17
9	1	2017	6	16	1,233	10.28	30	11,996	778	455	63.10	36.90
10	2	2017	2	17	1,233	10.28	31	11,996	722	511	58.56	41.44
12	5	2017	3	17	1,229	10.25	32	11,996	743	486	60.46	39.54
9	1	2017	6	17	1,228	10.24	33	11,996	752	476	61.24	38.76
10	13	2017	6	17	1,228	10.24	34	11,996	758	470	61.73	38.27
5	9	2017	3	17	1,226	10.22	35	11,996	717	509	58.48	41.52
9	13	2017	4	17	1,225	10.21	36	11,996	716	509	58.45	41.55
8	4	2017	6	17	1,223	10.20	37	11,996	715	508	58.46	41.54
8	10	2017	5	17	1,223	10.20	38	11,996	745	478	60.92	39.08
9	8	2017	6	17	1,220	10.17	39	11,996	716	504	58.69	41.31
12	14	2017	5	17	1,220	10.17	40	11,996	721	499	59.10	40.90
9	21	2017	5	17	1,219	10.16	41	11,996	731	488	59.97	40.03
5	12	2017	6	17	1,218	10.15	42	11,996	725	493	59.52	40.48
9	6	2017	4	17	1,218	10.15	43	11,996	740	478	60.76	39.24
4	16	2017	1	14	1,217	10.15	44	11,996	784	433	64.42	35.58
5	24	2017	4	17	1,216	10.14	45	11,996	738	478	60.69	39.31
9	22	2017	6	18	1,215	10.13	46	11,996	758	457	62.39	37.61
8	11	2017	6	17	1,212	10.10	47	11,996	753	459	62.13	37.87
8	25	2017	6	18	1,212	10.10	48	11,996	764	448	63.04	36.96
8	11	2017	6	16	1,209	10.08	49	11,996	758	451	62.70	37.30
9	4	2017	2	15	1,209	10.08	50	11,996	498	711	41.19	58.81
8	11	2017	6	18	1,208	10.07	51	11,996	717	491	59.35	40.65
6	2	2017	6	17	1,207	10.06	52	11,996	723	484	59.90	40.10
8	10	2017	5	18	1,207	10.06	53	11,996	725	482	60.07	39.93
9	22	2017	6	17	1,207	10.06	54	11,996	710	497	58.82	41.18
10	26	2017	5	17	1,205	10.05	55	11,996	725	480	60.17	39.83
4	21	2017	6	18	1,203	10.03	56	11,996	711	492	59.10	40.90
12	13	2017	4	17	1,203	10.03	57	11,996	720	483	59.85	40.15
12	15	2017	6	17	1,202	10.02	58	11,996	718	484	59.73	40.27
6	9	2017	6	16	1,199	9.99	59	11,996	689	510	57.46	42.54
4	16	2017	1	13	1,196	9.97	60	11,996	790	406	66.05	33.95
5	26	2017	6	16	1,196	9.97	61	11,996	724	472	60.54	39.46
10	6	2017	6	18	1,196	9.97	62	11,996	674	522	56.35	43.65
12	12	2017	3	17	1,196	9.97	63	11,996	728	468	60.87	39.13
8	3	2017	5	18	1,195	9.96	64	11,996	761	434	63.68	36.32
8	18	2017	6	17	1,195	9.96	65	11,996	724	471	60.59	39.41
10	13	2017	6	18	1,195	9.96	66	11,996	727	468	60.84	39.16
11	17	2017	6	17	1,195	9.96	67	11,996	703	492	58.83	41.17



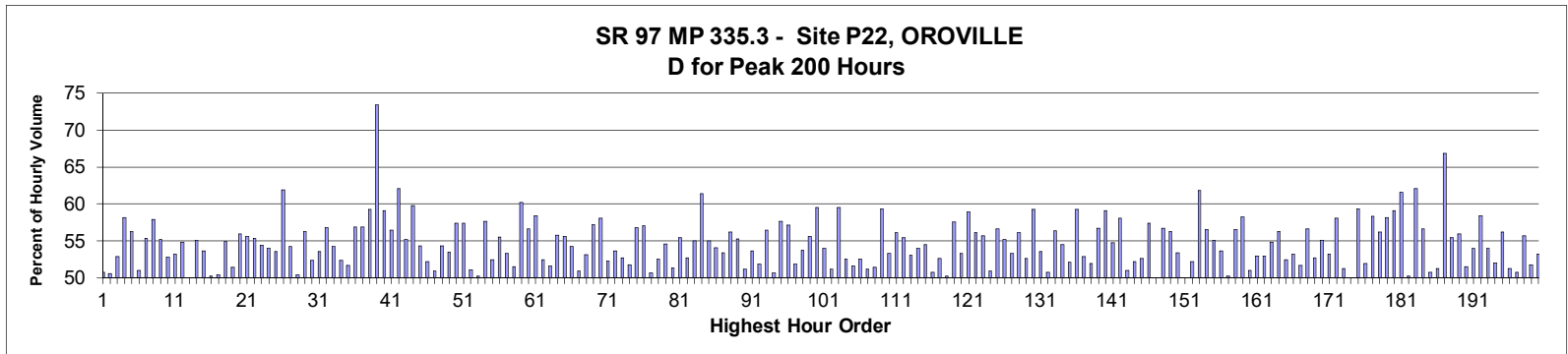
MO	DY	YR	DAY OF WK	HR	HR VOL	PERCENT OF AADT	HOUR NUMBER	AADT	NORTH VOLUME	SOUTH VOLUME	PERCENT NORTH IS OF TOTAL VOLUME	PERCENT SOUTH IS OF TOTAL VOLUME
3	31	2017	6	17	1,194	9.95	68	11,996	718	476	60.13	39.87
5	10	2017	4	16	1,193	9.94	69	11,996	658	535	55.16	44.84
5	25	2017	5	16	1,193	9.94	70	11,996	696	497	58.34	41.66
10	17	2017	3	17	1,192	9.94	71	11,996	727	465	60.99	39.01
4	13	2017	5	17	1,191	9.93	72	11,996	712	479	59.78	40.22
4	17	2017	2	17	1,191	9.93	73	11,996	682	509	57.26	42.74
5	22	2017	2	17	1,191	9.93	74	11,996	696	495	58.44	41.56
8	4	2017	6	16	1,191	9.93	75	11,996	724	467	60.79	39.21
6	16	2017	6	18	1,190	9.92	76	11,996	714	476	60.00	40.00
6	23	2017	6	18	1,189	9.91	77	11,996	744	445	62.57	37.43
8	29	2017	3	17	1,189	9.91	78	11,996	695	494	58.45	41.55
9	11	2017	2	17	1,189	9.91	79	11,996	688	501	57.86	42.14
5	25	2017	5	17	1,188	9.90	80	11,996	706	482	59.43	40.57
10	3	2017	3	17	1,188	9.90	81	11,996	709	479	59.68	40.32
3	31	2017	6	16	1,187	9.89	82	11,996	701	486	59.06	40.94
9	12	2017	3	17	1,186	9.89	83	11,996	702	484	59.19	40.81
5	10	2017	4	17	1,185	9.88	84	11,996	680	505	57.38	42.62
5	19	2017	6	18	1,184	9.87	85	11,996	682	502	57.60	42.40
7	21	2017	6	17	1,184	9.87	86	11,996	713	471	60.22	39.78
10	11	2017	4	17	1,184	9.87	87	11,996	725	459	61.23	38.77
10	16	2017	2	17	1,184	9.87	88	11,996	680	504	57.43	42.57
4	24	2017	2	17	1,183	9.86	89	11,996	687	496	58.07	41.93
4	21	2017	6	16	1,182	9.85	90	11,996	695	487	58.80	41.20
8	23	2017	4	17	1,182	9.85	91	11,996	706	476	59.73	40.27
4	14	2017	6	17	1,180	9.84	92	11,996	693	487	58.73	41.27
9	8	2017	6	18	1,180	9.84	93	11,996	706	474	59.83	40.17
11	7	2017	3	17	1,180	9.84	94	11,996	703	477	59.58	40.42
2	2	2017	5	17	1,178	9.82	95	11,996	693	485	58.83	41.17
5	1	2017	2	17	1,178	9.82	96	11,996	676	502	57.39	42.61
7	31	2017	2	17	1,178	9.82	97	11,996	671	507	56.96	43.04
8	1	2017	3	17	1,178	9.82	98	11,996	674	504	57.22	42.78
4	27	2017	5	17	1,177	9.81	99	11,996	708	469	60.15	39.85
1	13	2017	6	17	1,176	9.80	100	11,996	673	503	57.23	42.77
4	11	2017	3	17	1,176	9.80	101	11,996	696	480	59.18	40.82
6	22	2017	5	18	1,176	9.80	102	11,996	666	510	56.63	43.37
8	8	2017	3	17	1,176	9.80	103	11,996	694	482	59.01	40.99
9	29	2017	6	16	1,176	9.80	104	11,996	697	479	59.27	40.73
10	6	2017	6	16	1,175	9.79	105	11,996	705	470	60.00	40.00
7	25	2017	3	18	1,174	9.79	106	11,996	688	486	58.60	41.40
10	30	2017	2	17	1,174	9.79	107	11,996	704	470	59.97	40.03
2	14	2017	3	17	1,173	9.78	108	11,996	690	483	58.82	41.18
6	19	2017	2	17	1,173	9.78	109	11,996	685	488	58.40	41.60
9	14	2017	5	17	1,173	9.78	110	11,996	709	464	60.44	39.56
11	16	2017	5	17	1,173	9.78	111	11,996	718	455	61.21	38.79
5	19	2017	6	17	1,172	9.77	112	11,996	707	465	60.32	39.68
4	18	2017	3	17	1,171	9.76	113	11,996	703	468	60.03	39.97
8	22	2017	3	17	1,171	9.76	114	11,996	708	463	60.46	39.54
4	15	2017	7	18	1,170	9.75	115	11,996	485	685	41.45	58.55
5	3	2017	4	16	1,170	9.75	116	11,996	630	540	53.85	46.15
7	19	2017	4	17	1,170	9.75	117	11,996	694	476	59.32	40.68
11	21	2017	3	17	1,170	9.75	118	11,996	737	433	62.99	37.01

MO	DY	YR	DAY OF WK	HR	HR VOL	PERCENT OF AADT	HOUR NUMBER	AADT	NORTH VOLUME	SOUTH VOLUME	PERCENT NORTH IS OF TOTAL VOLUME	PERCENT SOUTH IS OF TOTAL VOLUME
2	24	2017	6	17	1,169	9.74	119	11,996	703	466	60.14	39.86
4	28	2017	6	18	1,168	9.74	120	11,996	719	449	61.56	38.44
9	25	2017	2	17	1,168	9.74	121	11,996	684	484	58.56	41.44
6	28	2017	4	17	1,166	9.72	122	11,996	645	521	55.32	44.68
7	21	2017	6	18	1,166	9.72	123	11,996	748	418	64.15	35.85
10	12	2017	5	17	1,166	9.72	124	11,996	715	451	61.32	38.68
8	25	2017	6	16	1,164	9.70	125	11,996	712	452	61.17	38.83
1	27	2017	6	17	1,163	9.69	126	11,996	694	469	59.67	40.33
2	13	2017	2	17	1,163	9.69	127	11,996	688	475	59.16	40.84
6	7	2017	4	16	1,163	9.69	128	11,996	675	488	58.04	41.96
6	15	2017	5	17	1,163	9.69	129	11,996	689	474	59.24	40.76
6	7	2017	4	17	1,162	9.69	130	11,996	664	498	57.14	42.86
6	8	2017	5	17	1,162	9.69	131	11,996	713	449	61.36	38.64
5	8	2017	2	17	1,161	9.68	132	11,996	681	480	58.66	41.34
11	29	2017	4	17	1,161	9.68	133	11,996	681	480	58.66	41.34
6	10	2017	7	17	1,160	9.67	134	11,996	530	630	45.69	54.31
9	4	2017	2	14	1,159	9.66	135	11,996	518	641	44.69	55.31
6	2	2017	6	16	1,158	9.65	136	11,996	677	481	58.46	41.54
6	5	2017	2	17	1,157	9.64	137	11,996	662	495	57.22	42.78
8	24	2017	5	17	1,157	9.64	138	11,996	706	451	61.02	38.98
8	30	2017	4	17	1,157	9.64	139	11,996	684	473	59.12	40.88
9	8	2017	6	16	1,157	9.64	140	11,996	696	461	60.16	39.84
3	20	2017	2	17	1,155	9.63	141	11,996	679	476	58.79	41.21
5	3	2017	4	17	1,155	9.63	142	11,996	692	463	59.91	40.09
6	9	2017	6	18	1,155	9.63	143	11,996	687	468	59.48	40.52
6	16	2017	6	16	1,155	9.63	144	11,996	667	488	57.75	42.25
3	16	2017	5	17	1,154	9.62	145	11,996	668	486	57.89	42.11
5	17	2017	4	17	1,154	9.62	146	11,996	691	463	59.88	40.12
7	31	2017	2	16	1,154	9.62	147	11,996	638	516	55.29	44.71
11	15	2017	4	17	1,154	9.62	148	11,996	709	445	61.44	38.56
1	26	2017	5	17	1,153	9.61	149	11,996	708	445	61.41	38.59
8	16	2017	4	17	1,153	9.61	150	11,996	683	470	59.24	40.76
8	30	2017	4	18	1,153	9.61	151	11,996	675	478	58.54	41.46
10	31	2017	3	16	1,153	9.61	152	11,996	624	529	54.12	45.88
5	23	2017	3	18	1,152	9.60	153	11,996	641	511	55.64	44.36
7	26	2017	4	17	1,152	9.60	154	11,996	654	498	56.77	43.23
8	2	2017	4	17	1,152	9.60	155	11,996	639	513	55.47	44.53
9	1	2017	6	15	1,152	9.60	156	11,996	712	440	61.81	38.19
9	15	2017	6	16	1,152	9.60	157	11,996	695	457	60.33	39.67
4	25	2017	3	17	1,150	9.59	158	11,996	670	480	58.26	41.74
8	18	2017	6	16	1,150	9.59	159	11,996	664	486	57.74	42.26
4	20	2017	5	17	1,149	9.58	160	11,996	689	460	59.97	40.03
8	21	2017	2	17	1,149	9.58	161	11,996	665	484	57.88	42.12
10	27	2017	6	16	1,149	9.58	162	11,996	674	475	58.66	41.34
3	29	2017	4	17	1,148	9.57	163	11,996	667	481	58.10	41.90
9	1	2017	6	18	1,148	9.57	164	11,996	704	444	61.32	38.68
4	19	2017	4	17	1,147	9.56	165	11,996	685	462	59.72	40.28
6	21	2017	4	17	1,147	9.56	166	11,996	646	501	56.32	43.68
5	12	2017	6	16	1,146	9.55	167	11,996	692	454	60.38	39.62
7	28	2017	6	17	1,145	9.54	168	11,996	666	479	58.17	41.83
10	19	2017	5	16	1,145	9.54	169	11,996	682	463	59.56	40.44

MO	DY	YR	DAY OF WK	HR	HR VOL	PERCENT OF AADT	HOUR NUMBER	AADT	NORTH VOLUME	SOUTH VOLUME	PERCENT NORTH IS OF TOTAL VOLUME	PERCENT SOUTH IS OF TOTAL VOLUME
5	19	2017	6	16	1,144	9.54	170	11,996	680	464	59.44	40.56
9	2	2017	7	13	1,144	9.54	171	11,996	743	401	64.95	35.05
9	7	2017	5	17	1,144	9.54	172	11,996	683	461	59.70	40.30
5	11	2017	5	17	1,143	9.53	173	11,996	716	427	62.64	37.36
5	30	2017	3	17	1,142	9.52	174	11,996	685	457	59.98	40.02
6	1	2017	5	17	1,142	9.52	175	11,996	708	434	62.00	38.00
8	15	2017	3	17	1,142	9.52	176	11,996	652	490	57.09	42.91
9	14	2017	5	18	1,142	9.52	177	11,996	678	464	59.37	40.63
9	26	2017	3	17	1,142	9.52	178	11,996	694	448	60.77	39.23
1	30	2017	2	17	1,141	9.51	179	11,996	654	487	57.32	42.68
3	23	2017	5	17	1,141	9.51	180	11,996	674	467	59.07	40.93
4	16	2017	1	15	1,141	9.51	181	11,996	709	432	62.14	37.86
7	25	2017	3	17	1,141	9.51	182	11,996	678	463	59.42	40.58
11	1	2017	4	17	1,141	9.51	183	11,996	667	474	58.46	41.54
3	17	2017	6	17	1,139	9.49	184	11,996	707	432	62.07	37.93
4	16	2017	1	21	1,139	9.49	185	11,996	240	899	21.07	78.93
8	22	2017	3	18	1,139	9.49	186	11,996	706	433	61.98	38.02
2	1	2017	4	17	1,138	9.49	187	11,996	676	462	59.40	40.60
3	10	2017	6	17	1,138	9.49	188	11,996	689	449	60.54	39.46
4	12	2017	4	17	1,138	9.49	189	11,996	657	481	57.73	42.27
6	5	2017	2	16	1,138	9.49	190	11,996	650	488	57.12	42.88
7	18	2017	3	17	1,138	9.49	191	11,996	647	491	56.85	43.15
8	3	2017	5	17	1,137	9.48	192	11,996	718	419	63.15	36.85
9	14	2017	5	16	1,137	9.48	193	11,996	661	476	58.14	41.86
10	27	2017	6	18	1,137	9.48	194	11,996	672	465	59.10	40.90
2	17	2017	6	17	1,136	9.47	195	11,996	658	478	57.92	42.08
8	1	2017	3	18	1,136	9.47	196	11,996	667	469	58.71	41.29
8	2	2017	4	18	1,136	9.47	197	11,996	654	482	57.57	42.43
11	9	2017	5	17	1,136	9.47	198	11,996	717	419	63.12	36.88
5	2	2017	3	17	1,135	9.46	199	11,996	657	478	57.89	42.11
5	12	2017	6	18	1,135	9.46	200	11,996	691	444	60.88	39.12



**AADT=** 1,734     
**K 30 FACTOR=** 13.67     
**K 100 FACTOR=** 12.40     
**K 200 FACTOR=** 11.59     
**D 30 FACTOR=** 52.32



MO	DY	YR	DAY OF WK	HR	HR VOL	PERCENT OF AADT	HOUR NUMBER	AADT	NORTH VOLUME	SOUTH VOLUME	PERCENT NORTH IS OF TOTAL VOLUME	PERCENT SOUTH IS OF TOTAL VOLUME
8	9	2017	4	15	262	15.11	1	1,734	129	133	49.24	50.76
7	3	2017	2	13	261	15.05	2	1,734	132	129	50.57	49.43
8	19	2017	7	14	259	14.94	3	1,734	122	137	47.10	52.90
8	18	2017	6	11	258	14.88	4	1,734	108	150	41.86	58.14
7	21	2017	6	16	254	14.65	5	1,734	111	143	43.70	56.30
7	21	2017	6	15	253	14.59	6	1,734	124	129	49.01	50.99
8	26	2017	7	13	253	14.59	7	1,734	113	140	44.66	55.34
8	10	2017	5	15	252	14.53	8	1,734	146	106	57.94	42.06
7	21	2017	6	14	250	14.42	9	1,734	112	138	44.80	55.20
8	11	2017	6	15	250	14.42	10	1,734	132	118	52.80	47.20
7	5	2017	4	12	248	14.30	11	1,734	116	132	46.77	53.23
7	15	2017	7	12	248	14.30	12	1,734	112	136	45.16	54.84
8	18	2017	6	12	248	14.30	13	1,734	124	124	50.00	50.00
8	11	2017	6	16	247	14.24	14	1,734	111	136	44.94	55.06
8	10	2017	5	14	246	14.19	15	1,734	114	132	46.34	53.66
8	18	2017	6	15	245	14.13	16	1,734	122	123	49.80	50.20

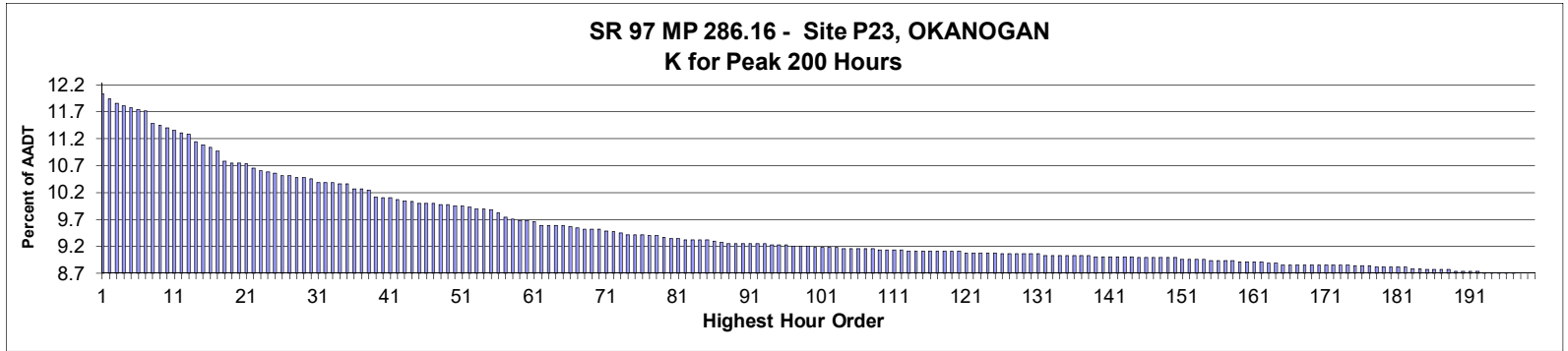
MO	DY	YR	DAY OF WK	HR	HR VOL	PERCENT OF AADT	HOUR NUMBER	AADT	NORTH VOLUME	SOUTH VOLUME	PERCENT NORTH IS OF TOTAL VOLUME	PERCENT SOUTH IS OF TOTAL VOLUME
8	11	2017	6	13	244	14.07	17	1,734	121	123	49.59	50.41
8	13	2017	1	12	244	14.07	18	1,734	134	110	54.92	45.08
7	3	2017	2	12	243	14.01	19	1,734	118	125	48.56	51.44
7	24	2017	2	14	243	14.01	20	1,734	136	107	55.97	44.03
8	23	2017	4	16	243	14.01	21	1,734	135	108	55.56	44.44
7	29	2017	7	11	242	13.96	22	1,734	108	134	44.63	55.37
7	28	2017	6	13	241	13.90	23	1,734	110	131	45.64	54.36
8	10	2017	5	12	241	13.90	24	1,734	111	130	46.06	53.94
8	17	2017	5	15	241	13.90	25	1,734	129	112	53.53	46.47
8	19	2017	7	11	239	13.78	26	1,734	91	148	38.08	61.92
8	17	2017	5	12	238	13.73	27	1,734	109	129	45.80	54.20
8	24	2017	5	15	238	13.73	28	1,734	118	120	49.58	50.42
9	1	2017	6	16	238	13.73	29	1,734	104	134	43.70	56.30
7	3	2017	2	11	237	13.67	30	1,734	113	124	47.68	52.32
8	13	2017	1	14	237	13.67	31	1,734	127	110	53.59	46.41
7	7	2017	6	15	236	13.61	32	1,734	134	102	56.78	43.22
7	24	2017	2	13	236	13.61	33	1,734	108	128	45.76	54.24
7	2	2017	1	13	235	13.55	34	1,734	123	112	52.34	47.66
7	31	2017	2	12	234	13.49	35	1,734	113	121	48.29	51.71
8	20	2017	1	13	234	13.49	36	1,734	101	133	43.16	56.84
8	23	2017	4	14	234	13.49	37	1,734	133	101	56.84	43.16
5	20	2017	7	13	233	13.44	38	1,734	95	138	40.77	59.23
5	22	2017	2	15	233	13.44	39	1,734	171	62	73.39	26.61
7	14	2017	6	12	232	13.38	40	1,734	95	137	40.95	59.05
7	23	2017	1	12	232	13.38	41	1,734	131	101	56.47	43.53
8	19	2017	7	12	232	13.38	42	1,734	88	144	37.93	62.07
8	23	2017	4	15	232	13.38	43	1,734	128	104	55.17	44.83
8	27	2017	1	15	231	13.32	44	1,734	138	93	59.74	40.26
7	5	2017	4	14	230	13.26	45	1,734	125	105	54.35	45.65
7	14	2017	6	13	230	13.26	46	1,734	110	120	47.83	52.17
7	28	2017	6	15	230	13.26	47	1,734	113	117	49.13	50.87
8	18	2017	6	13	230	13.26	48	1,734	105	125	45.65	54.35
8	23	2017	4	12	230	13.26	49	1,734	107	123	46.52	53.48
8	25	2017	6	13	230	13.26	50	1,734	98	132	42.61	57.39
8	26	2017	7	12	230	13.26	51	1,734	98	132	42.61	57.39
7	3	2017	2	14	229	13.21	52	1,734	117	112	51.09	48.91
7	22	2017	7	13	229	13.21	53	1,734	115	114	50.22	49.78
8	12	2017	7	12	229	13.21	54	1,734	97	132	42.36	57.64
8	22	2017	3	15	229	13.21	55	1,734	120	109	52.40	47.60
8	12	2017	7	13	227	13.09	56	1,734	101	126	44.49	55.51
8	17	2017	5	13	227	13.09	57	1,734	106	121	46.70	53.30
8	23	2017	4	13	227	13.09	58	1,734	117	110	51.54	48.46
5	22	2017	2	13	226	13.03	59	1,734	136	90	60.18	39.82
7	5	2017	4	15	226	13.03	60	1,734	128	98	56.64	43.36
8	21	2017	2	14	226	13.03	61	1,734	94	132	41.59	58.41
7	28	2017	6	12	225	12.98	62	1,734	107	118	47.56	52.44
8	11	2017	6	14	225	12.98	63	1,734	109	116	48.44	51.56
8	14	2017	2	12	224	12.92	64	1,734	99	125	44.20	55.80
7	27	2017	5	15	223	12.86	65	1,734	99	124	44.39	55.61
8	17	2017	5	16	223	12.86	66	1,734	121	102	54.26	45.74
7	8	2017	7	13	222	12.80	67	1,734	109	113	49.10	50.90

MO	DY	YR	DAY OF WK	HR	HR VOL	PERCENT OF AADT	HOUR NUMBER	AADT	NORTH VOLUME	SOUTH VOLUME	PERCENT NORTH IS OF TOTAL VOLUME	PERCENT SOUTH IS OF TOTAL VOLUME
7	13	2017	5	13	222	12.80	68	1,734	104	118	46.85	53.15
7	28	2017	6	14	222	12.80	69	1,734	127	95	57.21	42.79
7	29	2017	7	13	222	12.80	70	1,734	93	129	41.89	58.11
8	11	2017	6	12	222	12.80	71	1,734	116	106	52.25	47.75
8	17	2017	5	14	222	12.80	72	1,734	103	119	46.40	53.60
8	22	2017	3	13	222	12.80	73	1,734	117	105	52.70	47.30
8	25	2017	6	15	222	12.80	74	1,734	107	115	48.20	51.80
9	1	2017	6	17	222	12.80	75	1,734	96	126	43.24	56.76
7	8	2017	7	12	221	12.75	76	1,734	95	126	42.99	57.01
8	15	2017	3	12	221	12.75	77	1,734	109	112	49.32	50.68
8	18	2017	6	14	221	12.75	78	1,734	105	116	47.51	52.49
6	30	2017	6	14	220	12.69	79	1,734	100	120	45.45	54.55
6	30	2017	6	16	220	12.69	80	1,734	107	113	48.64	51.36
7	20	2017	5	15	220	12.69	81	1,734	98	122	44.55	55.45
8	10	2017	5	13	220	12.69	82	1,734	104	116	47.27	52.73
8	13	2017	1	13	220	12.69	83	1,734	99	121	45.00	55.00
8	19	2017	7	13	220	12.69	84	1,734	85	135	38.64	61.36
8	25	2017	6	12	220	12.69	85	1,734	99	121	45.00	55.00
8	28	2017	2	12	220	12.69	86	1,734	101	119	45.91	54.09
6	30	2017	6	15	219	12.63	87	1,734	102	117	46.58	53.42
7	26	2017	4	12	219	12.63	88	1,734	96	123	43.84	56.16
8	13	2017	1	15	219	12.63	89	1,734	121	98	55.25	44.75
8	28	2017	2	13	219	12.63	90	1,734	107	112	48.86	51.14
7	20	2017	5	14	218	12.57	91	1,734	101	117	46.33	53.67
8	25	2017	6	17	218	12.57	92	1,734	113	105	51.83	48.17
9	1	2017	6	13	218	12.57	93	1,734	95	123	43.58	56.42
8	14	2017	2	13	217	12.51	94	1,734	107	110	49.31	50.69
8	18	2017	6	16	217	12.51	95	1,734	92	125	42.40	57.60
8	22	2017	3	12	217	12.51	96	1,734	93	124	42.86	57.14
7	7	2017	6	13	216	12.46	97	1,734	104	112	48.15	51.85
7	28	2017	6	17	216	12.46	98	1,734	100	116	46.30	53.70
9	3	2017	1	13	216	12.46	99	1,734	96	120	44.44	55.56
6	30	2017	6	12	215	12.40	100	1,734	87	128	40.47	59.53
7	6	2017	5	13	215	12.40	101	1,734	99	116	46.05	53.95
7	16	2017	1	13	215	12.40	102	1,734	105	110	48.84	51.16
7	17	2017	2	12	215	12.40	103	1,734	87	128	40.47	59.53
7	25	2017	3	12	215	12.40	104	1,734	102	113	47.44	52.56
7	31	2017	2	14	215	12.40	105	1,734	104	111	48.37	51.63
8	10	2017	5	16	215	12.40	106	1,734	102	113	47.44	52.56
8	20	2017	1	12	215	12.40	107	1,734	105	110	48.84	51.16
7	11	2017	3	14	214	12.34	108	1,734	104	110	48.60	51.40
8	22	2017	3	11	214	12.34	109	1,734	87	127	40.65	59.35
8	31	2017	5	15	214	12.34	110	1,734	114	100	53.27	46.73
9	2	2017	7	12	214	12.34	111	1,734	94	120	43.93	56.07
7	3	2017	2	16	213	12.28	112	1,734	118	95	55.40	44.60
8	1	2017	3	12	213	12.28	113	1,734	100	113	46.95	53.05
8	9	2017	4	12	213	12.28	114	1,734	98	115	46.01	53.99
8	11	2017	6	11	213	12.28	115	1,734	97	116	45.54	54.46
8	11	2017	6	17	213	12.28	116	1,734	105	108	49.30	50.70
8	15	2017	3	16	213	12.28	117	1,734	112	101	52.58	47.42
8	25	2017	6	11	213	12.28	118	1,734	107	106	50.23	49.77

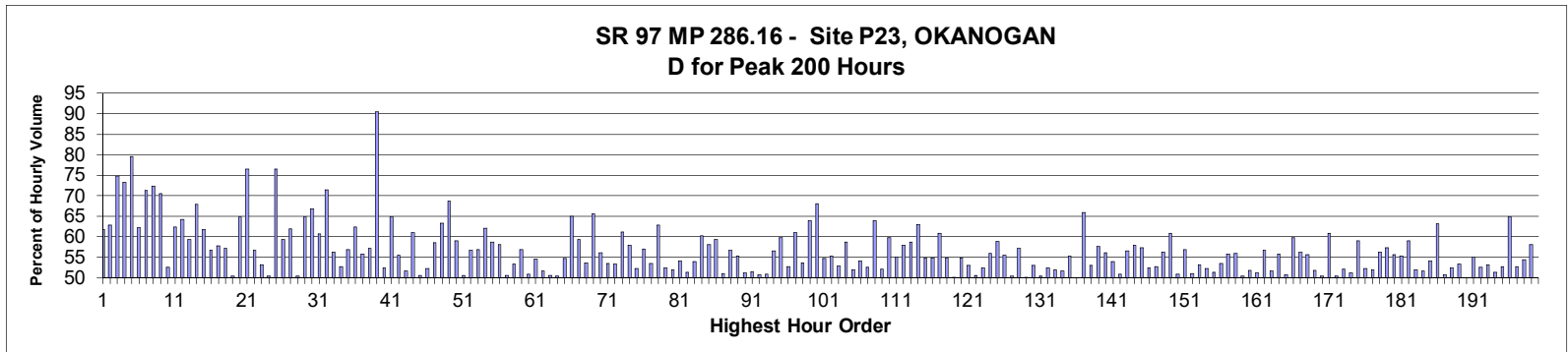
MO	DY	YR	DAY OF WK	HR	HR VOL	PERCENT OF AADT	HOUR NUMBER	AADT	NORTH VOLUME	SOUTH VOLUME	PERCENT NORTH IS OF TOTAL VOLUME	PERCENT SOUTH IS OF TOTAL VOLUME
7	28	2017	6	11	212	12.23	119	1,734	90	122	42.45	57.55
8	9	2017	4	13	212	12.23	120	1,734	113	99	53.30	46.70
8	13	2017	1	16	212	12.23	121	1,734	125	87	58.96	41.04
8	20	2017	1	15	212	12.23	122	1,734	119	93	56.13	43.87
8	24	2017	5	11	212	12.23	123	1,734	94	118	44.34	55.66
8	25	2017	6	16	212	12.23	124	1,734	104	108	49.06	50.94
8	27	2017	1	13	212	12.23	125	1,734	120	92	56.60	43.40
8	29	2017	3	17	212	12.23	126	1,734	95	117	44.81	55.19
9	15	2017	6	13	212	12.23	127	1,734	99	113	46.70	53.30
9	29	2017	6	16	212	12.23	128	1,734	119	93	56.13	43.87
6	30	2017	6	11	211	12.17	129	1,734	111	100	52.61	47.39
7	3	2017	2	15	211	12.17	130	1,734	125	86	59.24	40.76
7	24	2017	2	15	211	12.17	131	1,734	113	98	53.55	46.45
7	24	2017	2	16	211	12.17	132	1,734	107	104	50.71	49.29
8	11	2017	6	18	211	12.17	133	1,734	92	119	43.60	56.40
8	14	2017	2	15	211	12.17	134	1,734	115	96	54.50	45.50
8	24	2017	5	16	211	12.17	135	1,734	110	101	52.13	47.87
9	4	2017	2	12	211	12.17	136	1,734	125	86	59.24	40.76
7	5	2017	4	13	210	12.11	137	1,734	111	99	52.86	47.14
7	19	2017	4	13	210	12.11	138	1,734	101	109	48.10	51.90
7	20	2017	5	12	210	12.11	139	1,734	91	119	43.33	56.67
8	16	2017	4	11	210	12.11	140	1,734	86	124	40.95	59.05
8	18	2017	6	17	210	12.11	141	1,734	95	115	45.24	54.76
8	22	2017	3	16	210	12.11	142	1,734	122	88	58.10	41.90
8	27	2017	1	14	210	12.11	143	1,734	107	103	50.95	49.05
6	23	2017	6	14	209	12.05	144	1,734	100	109	47.85	52.15
7	22	2017	7	14	209	12.05	145	1,734	110	99	52.63	47.37
9	4	2017	2	13	209	12.05	146	1,734	120	89	57.42	42.58
7	19	2017	4	14	208	12.00	147	1,734	104	104	50.00	50.00
7	24	2017	2	12	208	12.00	148	1,734	90	118	43.27	56.73
7	27	2017	5	12	208	12.00	149	1,734	91	117	43.75	56.25
8	24	2017	5	17	208	12.00	150	1,734	111	97	53.37	46.63
9	2	2017	7	14	208	12.00	151	1,734	104	104	50.00	50.00
5	19	2017	6	17	207	11.94	152	1,734	99	108	47.83	52.17
5	22	2017	2	12	207	11.94	153	1,734	128	79	61.84	38.16
7	6	2017	5	14	207	11.94	154	1,734	117	90	56.52	43.48
7	7	2017	6	14	207	11.94	155	1,734	114	93	55.07	44.93
7	20	2017	5	13	207	11.94	156	1,734	96	111	46.38	53.62
8	30	2017	4	15	207	11.94	157	1,734	104	103	50.24	49.76
9	22	2017	6	14	207	11.94	158	1,734	90	117	43.48	56.52
7	3	2017	2	17	206	11.88	159	1,734	120	86	58.25	41.75
7	5	2017	4	11	206	11.88	160	1,734	101	105	49.03	50.97
7	21	2017	6	13	206	11.88	161	1,734	97	109	47.09	52.91
7	27	2017	5	13	206	11.88	162	1,734	97	109	47.09	52.91
8	14	2017	2	11	206	11.88	163	1,734	93	113	45.15	54.85
8	16	2017	4	13	206	11.88	164	1,734	90	116	43.69	56.31
9	1	2017	6	12	206	11.88	165	1,734	108	98	52.43	47.57
7	7	2017	6	11	205	11.82	166	1,734	96	109	46.83	53.17
7	12	2017	4	13	205	11.82	167	1,734	99	106	48.29	51.71
7	18	2017	3	13	205	11.82	168	1,734	89	116	43.41	56.59
7	21	2017	6	12	205	11.82	169	1,734	97	108	47.32	52.68

MO	DY	YR	DAY OF WK	HR	HR VOL	PERCENT OF AADT	HOUR NUMBER	AADT	NORTH VOLUME	SOUTH VOLUME	PERCENT NORTH IS OF TOTAL VOLUME	PERCENT SOUTH IS OF TOTAL VOLUME
7	28	2017	6	16	205	11.82	170	1,734	92	113	44.88	55.12
8	19	2017	7	16	205	11.82	171	1,734	96	109	46.83	53.17
8	21	2017	2	15	205	11.82	172	1,734	119	86	58.05	41.95
8	24	2017	5	14	205	11.82	173	1,734	100	105	48.78	51.22
5	19	2017	6	16	204	11.76	174	1,734	102	102	50.00	50.00
6	15	2017	5	14	204	11.76	175	1,734	121	83	59.31	40.69
8	24	2017	5	12	204	11.76	176	1,734	98	106	48.04	51.96
9	30	2017	7	12	204	11.76	177	1,734	85	119	41.67	58.33
6	16	2017	6	12	203	11.71	178	1,734	89	114	43.84	56.16
7	10	2017	2	13	203	11.71	179	1,734	85	118	41.87	58.13
8	15	2017	3	11	203	11.71	180	1,734	83	120	40.89	59.11
8	22	2017	3	14	203	11.71	181	1,734	125	78	61.58	38.42
8	25	2017	6	14	203	11.71	182	1,734	101	102	49.75	50.25
8	26	2017	7	11	203	11.71	183	1,734	77	126	37.93	62.07
8	26	2017	7	14	203	11.71	184	1,734	115	88	56.65	43.35
8	28	2017	2	15	203	11.71	185	1,734	103	100	50.74	49.26
9	15	2017	6	14	203	11.71	186	1,734	104	99	51.23	48.77
5	22	2017	2	14	202	11.65	187	1,734	135	67	66.83	33.17
6	29	2017	5	11	202	11.65	188	1,734	90	112	44.55	55.45
7	6	2017	5	16	202	11.65	189	1,734	113	89	55.94	44.06
8	10	2017	5	17	202	11.65	190	1,734	104	98	51.49	48.51
8	16	2017	4	15	202	11.65	191	1,734	109	93	53.96	46.04
8	28	2017	2	16	202	11.65	192	1,734	118	84	58.42	41.58
8	29	2017	3	16	202	11.65	193	1,734	109	93	53.96	46.04
9	1	2017	6	15	202	11.65	194	1,734	97	105	48.02	51.98
4	18	2017	3	12	201	11.59	195	1,734	88	113	43.78	56.22
6	28	2017	4	14	201	11.59	196	1,734	98	103	48.76	51.24
6	29	2017	5	16	201	11.59	197	1,734	99	102	49.25	50.75
7	1	2017	7	12	201	11.59	198	1,734	89	112	44.28	55.72
7	6	2017	5	15	201	11.59	199	1,734	104	97	51.74	48.26
8	16	2017	4	16	201	11.59	200	1,734	107	94	53.23	46.77





**AADT= 4,136      K 30 FACTOR= 10.42      K 100 FACTOR= 9.14      K 200 FACTOR= 8.66      D 30 FACTOR= 66.82**



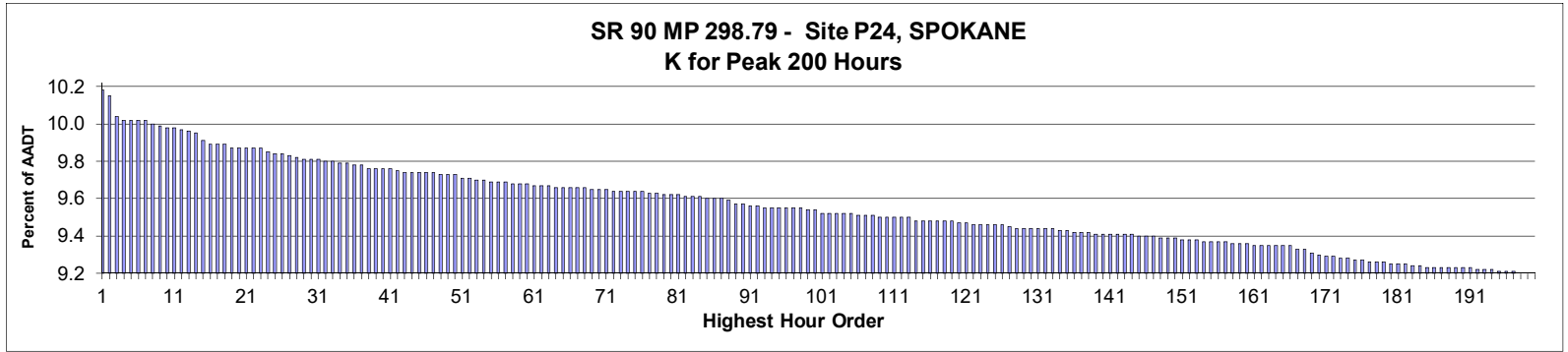
MO	DY	YR	DAY OF WK	HR	HR VOL	PERCENT OF AADT	HOUR NUMBER	AADT	NORTH VOLUME	SOUTH VOLUME	PERCENT NORTH IS OF TOTAL VOLUME	PERCENT SOUTH IS OF TOTAL VOLUME
10	13	2017	6	15	496	11.99	1	4,136	306	190	61.69	38.31
10	13	2017	6	17	492	11.90	2	4,136	309	183	62.80	37.20
8	12	2017	7	18	489	11.82	3	4,136	366	123	74.85	25.15
10	22	2017	1	15	487	11.77	4	4,136	130	357	26.69	73.31
8	12	2017	7	19	485	11.73	5	4,136	386	99	79.59	20.41
10	13	2017	6	18	484	11.70	6	4,136	301	183	62.19	37.81
8	12	2017	7	17	483	11.68	7	4,136	344	139	71.22	28.78
10	22	2017	1	14	473	11.44	8	4,136	131	342	27.70	72.30
10	22	2017	1	16	472	11.41	9	4,136	139	333	29.45	70.55
10	21	2017	7	12	470	11.36	10	4,136	223	247	47.45	52.55
10	13	2017	6	16	468	11.32	11	4,136	292	176	62.39	37.61
8	11	2017	6	17	466	11.27	12	4,136	299	167	64.16	35.84
9	1	2017	6	18	465	11.24	13	4,136	276	189	59.35	40.65
8	11	2017	6	18	459	11.10	14	4,136	312	147	67.97	32.03
10	13	2017	6	14	457	11.05	15	4,136	282	175	61.71	38.29
9	1	2017	6	17	455	11.00	16	4,136	258	197	56.70	43.30

MO	DY	YR	DAY OF WK	HR	HR VOL	PERCENT OF AADT	HOUR NUMBER	AADT	NORTH VOLUME	SOUTH VOLUME	PERCENT NORTH IS OF TOTAL VOLUME	PERCENT SOUTH IS OF TOTAL VOLUME
8	20	2017	1	15	452	10.93	17	4,136	191	261	42.26	57.74
8	13	2017	1	14	444	10.74	18	4,136	190	254	42.79	57.21
4	14	2017	6	17	443	10.71	19	4,136	223	220	50.34	49.66
10	22	2017	1	12	443	10.71	20	4,136	156	287	35.21	64.79
8	11	2017	6	19	442	10.69	21	4,136	338	104	76.47	23.53
10	19	2017	5	17	439	10.61	22	4,136	249	190	56.72	43.28
10	21	2017	7	13	437	10.57	23	4,136	232	205	53.09	46.91
10	20	2017	6	13	436	10.54	24	4,136	216	220	49.54	50.46
8	12	2017	7	20	435	10.52	25	4,136	333	102	76.55	23.45
8	11	2017	6	16	433	10.47	26	4,136	257	176	59.35	40.65
8	13	2017	1	15	433	10.47	27	4,136	165	268	38.11	61.89
4	21	2017	6	17	432	10.44	28	4,136	218	214	50.46	49.54
10	13	2017	6	13	432	10.44	29	4,136	280	152	64.81	35.19
10	22	2017	1	17	431	10.42	30	4,136	143	288	33.18	66.82
8	13	2017	1	16	428	10.35	31	4,136	168	260	39.25	60.75
8	13	2017	1	18	428	10.35	32	4,136	122	306	28.50	71.50
10	20	2017	6	17	428	10.35	33	4,136	241	187	56.31	43.69
4	27	2017	5	16	427	10.32	34	4,136	202	225	47.31	52.69
8	20	2017	1	14	427	10.32	35	4,136	184	243	43.09	56.91
8	10	2017	5	18	423	10.23	36	4,136	264	159	62.41	37.59
10	20	2017	6	16	423	10.23	37	4,136	236	187	55.79	44.21
8	7	2017	2	14	422	10.20	38	4,136	241	181	57.11	42.89
8	12	2017	7	24	417	10.08	39	4,136	40	377	9.59	90.41
4	27	2017	5	17	416	10.06	40	4,136	218	198	52.40	47.60
10	13	2017	6	19	416	10.06	41	4,136	270	146	64.90	35.10
10	21	2017	7	14	415	10.03	42	4,136	185	230	44.58	55.42
10	20	2017	6	15	414	10.01	43	4,136	214	200	51.69	48.31
10	19	2017	5	16	413	9.99	44	4,136	252	161	61.02	38.98
9	15	2017	6	17	412	9.96	45	4,136	204	208	49.51	50.49
9	29	2017	6	17	412	9.96	46	4,136	215	197	52.18	47.82
10	20	2017	6	18	412	9.96	47	4,136	241	171	58.50	41.50
10	13	2017	6	12	411	9.94	48	4,136	260	151	63.26	36.74
10	22	2017	1	13	411	9.94	49	4,136	129	282	31.39	68.61
4	20	2017	5	18	410	9.91	50	4,136	242	168	59.02	40.98
10	27	2017	6	17	410	9.91	51	4,136	207	203	50.49	49.51
4	21	2017	6	14	409	9.89	52	4,136	232	177	56.72	43.28
4	21	2017	6	16	408	9.86	53	4,136	232	176	56.86	43.14
8	20	2017	1	13	408	9.86	54	4,136	155	253	37.99	62.01
4	21	2017	6	18	407	9.84	55	4,136	239	168	58.72	41.28
4	14	2017	6	18	405	9.79	56	4,136	235	170	58.02	41.98
11	22	2017	4	16	401	9.70	57	4,136	198	203	49.38	50.62
8	18	2017	6	14	400	9.67	58	4,136	187	213	46.75	53.25
4	28	2017	6	17	399	9.65	59	4,136	227	172	56.89	43.11
8	25	2017	6	16	399	9.65	60	4,136	196	203	49.12	50.88
8	6	2017	1	14	398	9.62	61	4,136	181	217	45.48	54.52
8	18	2017	6	17	395	9.55	62	4,136	191	204	48.35	51.65
8	25	2017	6	17	395	9.55	63	4,136	195	200	49.37	50.63
8	25	2017	6	18	395	9.55	64	4,136	199	196	50.38	49.62
10	19	2017	5	15	395	9.55	65	4,136	216	179	54.68	45.32
8	10	2017	5	19	394	9.53	66	4,136	256	138	64.97	35.03
8	10	2017	5	17	393	9.50	67	4,136	233	160	59.29	40.71

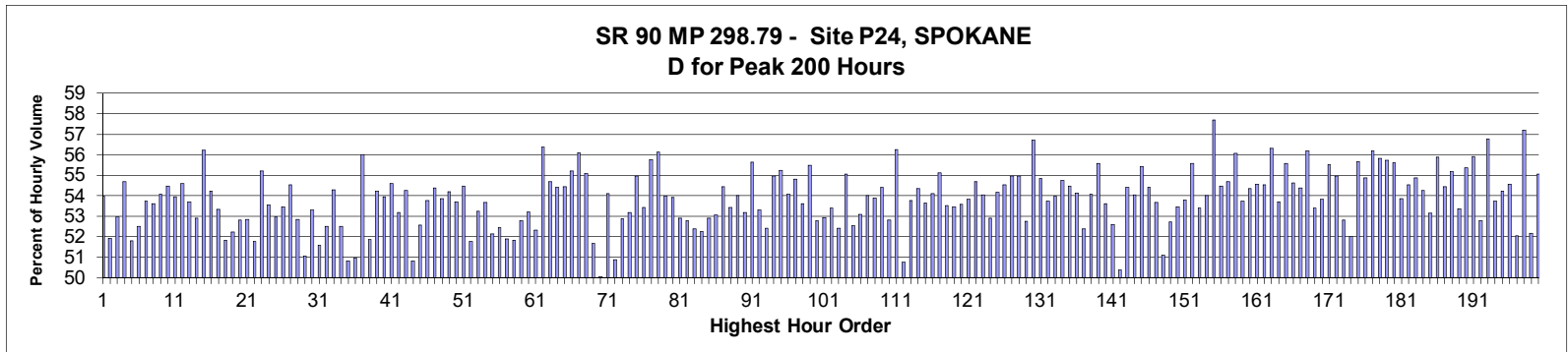
MO	DY	YR	DAY OF WK	HR	HR VOL	PERCENT OF AADT	HOUR NUMBER	AADT	NORTH VOLUME	SOUTH VOLUME	PERCENT NORTH IS OF TOTAL VOLUME	PERCENT SOUTH IS OF TOTAL VOLUME
8	9	2017	4	15	392	9.48	68	4,136	210	182	53.57	46.43
9	4	2017	2	14	392	9.48	69	4,136	135	257	34.44	65.56
9	8	2017	6	18	392	9.48	70	4,136	220	172	56.12	43.88
9	1	2017	6	15	391	9.45	71	4,136	209	182	53.45	46.55
8	11	2017	6	14	390	9.43	72	4,136	208	182	53.33	46.67
8	20	2017	1	12	389	9.41	73	4,136	151	238	38.82	61.18
4	23	2017	1	16	388	9.38	74	4,136	163	225	42.01	57.99
9	7	2017	5	16	388	9.38	75	4,136	185	203	47.68	52.32
10	12	2017	5	17	388	9.38	76	4,136	221	167	56.96	43.04
8	12	2017	7	14	387	9.36	77	4,136	207	180	53.49	46.51
10	15	2017	1	15	387	9.36	78	4,136	144	243	37.21	62.79
8	19	2017	7	12	386	9.33	79	4,136	184	202	47.67	52.33
8	19	2017	7	15	385	9.31	80	4,136	200	185	51.95	48.05
10	19	2017	5	18	385	9.31	81	4,136	208	177	54.03	45.97
8	4	2017	6	17	384	9.28	82	4,136	187	197	48.70	51.30
8	20	2017	1	17	384	9.28	83	4,136	177	207	46.09	53.91
9	4	2017	2	13	384	9.28	84	4,136	153	231	39.84	60.16
10	6	2017	6	17	384	9.28	85	4,136	223	161	58.07	41.93
8	18	2017	6	18	383	9.26	86	4,136	227	156	59.27	40.73
9	17	2017	1	15	382	9.24	87	4,136	195	187	51.05	48.95
4	26	2017	4	17	381	9.21	88	4,136	216	165	56.69	43.31
8	6	2017	1	15	381	9.21	89	4,136	211	170	55.38	44.62
8	6	2017	1	16	381	9.21	90	4,136	195	186	51.18	48.82
8	27	2017	1	15	381	9.21	91	4,136	196	185	51.44	48.56
9	21	2017	5	17	381	9.21	92	4,136	188	193	49.34	50.66
10	20	2017	6	12	381	9.21	93	4,136	187	194	49.08	50.92
8	31	2017	5	18	380	9.19	94	4,136	215	165	56.58	43.42
10	15	2017	1	14	380	9.19	95	4,136	153	227	40.26	59.74
10	18	2017	4	16	380	9.19	96	4,136	200	180	52.63	47.37
8	12	2017	7	15	379	9.16	97	4,136	231	148	60.95	39.05
10	6	2017	6	16	379	9.16	98	4,136	203	176	53.56	46.44
10	12	2017	5	16	379	9.16	99	4,136	242	137	63.85	36.15
8	13	2017	1	11	378	9.14	100	4,136	121	257	32.01	67.99
8	17	2017	5	17	378	9.14	101	4,136	207	171	54.76	45.24
8	18	2017	6	13	378	9.14	102	4,136	169	209	44.71	55.29
10	27	2017	6	16	378	9.14	103	4,136	178	200	47.09	52.91
4	23	2017	1	13	377	9.12	104	4,136	156	221	41.38	58.62
4	25	2017	3	17	377	9.12	105	4,136	181	196	48.01	51.99
8	13	2017	1	13	377	9.12	106	4,136	173	204	45.89	54.11
10	18	2017	4	15	377	9.12	107	4,136	179	198	47.48	52.52
10	22	2017	1	11	377	9.12	108	4,136	136	241	36.07	63.93
8	4	2017	6	13	376	9.09	109	4,136	196	180	52.13	47.87
8	9	2017	4	17	376	9.09	110	4,136	225	151	59.84	40.16
8	27	2017	1	12	376	9.09	111	4,136	169	207	44.95	55.05
9	1	2017	6	13	376	9.09	112	4,136	218	158	57.98	42.02
4	20	2017	5	17	375	9.07	113	4,136	220	155	58.67	41.33
4	30	2017	1	14	375	9.07	114	4,136	139	236	37.07	62.93
8	16	2017	4	16	375	9.07	115	4,136	206	169	54.93	45.07
9	10	2017	1	17	375	9.07	116	4,136	169	206	45.07	54.93
10	6	2017	6	18	375	9.07	117	4,136	228	147	60.80	39.20
10	18	2017	4	14	375	9.07	118	4,136	169	206	45.07	54.93

MO	DY	YR	DAY OF WK	HR	HR VOL	PERCENT OF AADT	HOUR NUMBER	AADT	NORTH VOLUME	SOUTH VOLUME	PERCENT NORTH IS OF TOTAL VOLUME	PERCENT SOUTH IS OF TOTAL VOLUME
10	20	2017	6	14	375	9.07	119	4,136	187	188	49.87	50.13
10	21	2017	7	15	375	9.07	120	4,136	169	206	45.07	54.93
8	13	2017	1	17	374	9.04	121	4,136	176	198	47.06	52.94
8	24	2017	5	16	374	9.04	122	4,136	189	185	50.53	49.47
8	27	2017	1	13	374	9.04	123	4,136	196	178	52.41	47.59
9	1	2017	6	16	374	9.04	124	4,136	209	165	55.88	44.12
10	15	2017	1	16	374	9.04	125	4,136	154	220	41.18	58.82
4	13	2017	5	18	373	9.02	126	4,136	207	166	55.50	44.50
4	14	2017	6	15	373	9.02	127	4,136	185	188	49.60	50.40
8	18	2017	6	12	373	9.02	128	4,136	160	213	42.90	57.10
8	23	2017	4	17	373	9.02	129	4,136	186	187	49.87	50.13
10	5	2017	5	17	373	9.02	130	4,136	175	198	46.92	53.08
10	17	2017	3	16	373	9.02	131	4,136	188	185	50.40	49.60
3	24	2017	6	16	372	8.99	132	4,136	195	177	52.42	47.58
4	21	2017	6	15	372	8.99	133	4,136	179	193	48.12	51.88
8	9	2017	4	16	372	8.99	134	4,136	192	180	51.61	48.39
8	16	2017	4	18	372	8.99	135	4,136	206	166	55.38	44.62
8	18	2017	6	15	372	8.99	136	4,136	186	186	50.00	50.00
9	4	2017	2	12	372	8.99	137	4,136	127	245	34.14	65.86
10	19	2017	5	14	372	8.99	138	4,136	197	175	52.96	47.04
3	24	2017	6	18	371	8.97	139	4,136	214	157	57.68	42.32
4	7	2017	6	18	371	8.97	140	4,136	208	163	56.06	43.94
4	14	2017	6	14	371	8.97	141	4,136	171	200	46.09	53.91
4	28	2017	6	18	371	8.97	142	4,136	189	182	50.94	49.06
8	6	2017	1	12	371	8.97	143	4,136	161	210	43.40	56.60
8	9	2017	4	18	371	8.97	144	4,136	215	156	57.95	42.05
4	7	2017	6	17	370	8.95	145	4,136	212	158	57.30	42.70
4	19	2017	4	15	370	8.95	146	4,136	194	176	52.43	47.57
4	28	2017	6	16	370	8.95	147	4,136	195	175	52.70	47.30
8	6	2017	1	13	370	8.95	148	4,136	162	208	43.78	56.22
8	12	2017	7	16	370	8.95	149	4,136	225	145	60.81	39.19
9	29	2017	6	16	370	8.95	150	4,136	188	182	50.81	49.19
8	14	2017	2	13	369	8.92	151	4,136	159	210	43.09	56.91
8	24	2017	5	15	369	8.92	152	4,136	188	181	50.95	49.05
8	25	2017	6	13	369	8.92	153	4,136	173	196	46.88	53.12
9	14	2017	5	18	369	8.92	154	4,136	193	176	52.30	47.70
4	23	2017	1	14	368	8.90	155	4,136	179	189	48.64	51.36
8	20	2017	1	16	368	8.90	156	4,136	171	197	46.47	53.53
9	8	2017	6	17	368	8.90	157	4,136	205	163	55.71	44.29
9	24	2017	1	14	368	8.90	158	4,136	162	206	44.02	55.98
4	29	2017	7	13	367	8.87	159	4,136	182	185	49.59	50.41
8	10	2017	5	14	367	8.87	160	4,136	190	177	51.77	48.23
8	24	2017	5	17	367	8.87	161	4,136	188	179	51.23	48.77
8	24	2017	5	18	367	8.87	162	4,136	208	159	56.68	43.32
4	12	2017	4	17	366	8.85	163	4,136	177	189	48.36	51.64
8	2	2017	4	18	366	8.85	164	4,136	204	162	55.74	44.26
3	31	2017	6	16	365	8.82	165	4,136	180	185	49.32	50.68
8	4	2017	6	18	365	8.82	166	4,136	218	147	59.73	40.27
8	5	2017	7	18	365	8.82	167	4,136	205	160	56.16	43.84
8	19	2017	7	14	365	8.82	168	4,136	162	203	44.38	55.62
9	8	2017	6	16	365	8.82	169	4,136	189	176	51.78	48.22

MO	DY	YR	DAY OF WK	HR	HR VOL	PERCENT OF AADT	HOUR NUMBER	AADT	NORTH VOLUME	SOUTH VOLUME	PERCENT NORTH IS OF TOTAL VOLUME	PERCENT SOUTH IS OF TOTAL VOLUME
9	22	2017	6	16	365	8.82	170	4,136	184	181	50.41	49.59
10	16	2017	2	14	365	8.82	171	4,136	143	222	39.18	60.82
10	20	2017	6	11	365	8.82	172	4,136	184	181	50.41	49.59
10	21	2017	7	11	365	8.82	173	4,136	175	190	47.95	52.05
11	22	2017	4	15	365	8.82	174	4,136	178	187	48.77	51.23
3	31	2017	6	17	364	8.80	175	4,136	215	149	59.07	40.93
4	27	2017	5	18	364	8.80	176	4,136	190	174	52.20	47.80
9	29	2017	6	18	364	8.80	177	4,136	189	175	51.92	48.08
4	11	2017	3	17	363	8.78	178	4,136	204	159	56.20	43.80
4	26	2017	4	18	363	8.78	179	4,136	208	155	57.30	42.70
8	31	2017	5	17	363	8.78	180	4,136	202	161	55.65	44.35
9	19	2017	3	17	363	8.78	181	4,136	201	162	55.37	44.63
9	24	2017	1	13	363	8.78	182	4,136	149	214	41.05	58.95
10	12	2017	5	15	362	8.75	183	4,136	174	188	48.07	51.93
10	21	2017	7	17	362	8.75	184	4,136	175	187	48.34	51.66
4	28	2017	6	13	361	8.73	185	4,136	195	166	54.02	45.98
8	20	2017	1	11	361	8.73	186	4,136	133	228	36.84	63.16
10	1	2017	1	15	361	8.73	187	4,136	178	183	49.31	50.69
10	15	2017	1	17	361	8.73	188	4,136	172	189	47.65	52.35
4	19	2017	4	16	360	8.70	189	4,136	192	168	53.33	46.67
8	4	2017	6	15	360	8.70	190	4,136	180	180	50.00	50.00
10	23	2017	2	17	360	8.70	191	4,136	162	198	45.00	55.00
11	10	2017	6	17	360	8.70	192	4,136	189	171	52.50	47.50
4	14	2017	6	16	359	8.68	193	4,136	191	168	53.20	46.80
8	18	2017	6	11	359	8.68	194	4,136	175	184	48.75	51.25
8	28	2017	2	17	359	8.68	195	4,136	170	189	47.35	52.65
10	13	2017	6	11	359	8.68	196	4,136	233	126	64.90	35.10
11	3	2017	6	14	359	8.68	197	4,136	170	189	47.35	52.65
4	19	2017	4	17	358	8.66	198	4,136	195	163	54.47	45.53
8	14	2017	2	12	358	8.66	199	4,136	150	208	41.90	58.10
9	14	2017	5	17	358	8.66	200	4,136	179	179	50.00	50.00



**AADT= 58,451      K 30 FACTOR= 9.79      K 100 FACTOR= 9.52      K 200 FACTOR= 9.18      D 30 FACTOR= 53.29**



MO	DY	YR	DAY OF WK	HR	HR VOL	PERCENT OF AADT	HOUR NUMBER	AADT	EAST VOLUME	WEST VOLUME	PERCENT EAST IS OF TOTAL VOLUME	PERCENT WEST IS OF TOTAL VOLUME
8	18	2017	6	18	5,939	10.16	1	58,451	3,205	2,734	53.97	46.03
6	30	2017	6	17	5,920	10.13	2	58,451	3,073	2,847	51.91	48.09
6	9	2017	6	17	5,859	10.02	3	58,451	3,104	2,755	52.98	47.02
6	16	2017	6	17	5,848	10.00	4	58,451	3,199	2,649	54.70	45.30
7	21	2017	6	17	5,848	10.00	5	58,451	3,029	2,819	51.80	48.20
7	21	2017	6	16	5,846	10.00	6	58,451	3,070	2,776	52.51	47.49
8	17	2017	5	17	5,844	10.00	7	58,451	3,140	2,704	53.73	46.27
6	2	2017	6	17	5,833	9.98	8	58,451	3,127	2,706	53.61	46.39
7	20	2017	5	17	5,829	9.97	9	58,451	3,152	2,677	54.07	45.93
6	22	2017	5	17	5,822	9.96	10	58,451	3,172	2,650	54.48	45.52
8	16	2017	4	18	5,821	9.96	11	58,451	3,141	2,680	53.96	46.04
8	23	2017	4	17	5,817	9.95	12	58,451	3,176	2,641	54.60	45.40
7	7	2017	6	17	5,809	9.94	13	58,451	3,120	2,689	53.71	46.29
7	19	2017	4	17	5,803	9.93	14	58,451	3,069	2,734	52.89	47.11
6	16	2017	6	18	5,783	9.89	15	58,451	3,251	2,532	56.22	43.78
6	15	2017	5	17	5,772	9.87	16	58,451	3,130	2,642	54.23	45.77

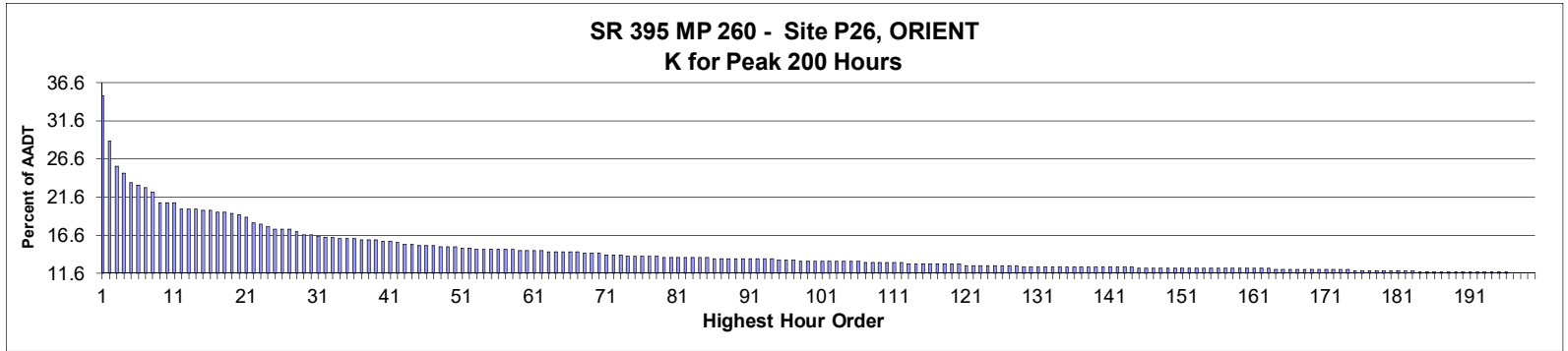
MO	DY	YR	DAY OF WK	HR	HR VOL	PERCENT OF AADT	HOUR NUMBER	AADT	EAST VOLUME	WEST VOLUME	PERCENT EAST IS OF TOTAL VOLUME	PERCENT WEST IS OF TOTAL VOLUME
8	17	2017	5	18	5,772	9.87	17	58,451	3,078	2,694	53.33	46.67
7	12	2017	4	18	5,770	9.87	18	58,451	2,991	2,779	51.84	48.16
7	14	2017	6	17	5,760	9.85	19	58,451	3,009	2,751	52.24	47.76
8	23	2017	4	18	5,757	9.85	20	58,451	3,040	2,717	52.81	47.19
7	14	2017	6	16	5,756	9.85	21	58,451	3,042	2,714	52.85	47.15
7	5	2017	4	17	5,755	9.85	22	58,451	2,979	2,776	51.76	48.24
9	8	2017	6	17	5,755	9.85	23	58,451	3,178	2,577	55.22	44.78
6	14	2017	4	17	5,747	9.83	24	58,451	3,078	2,669	53.56	46.44
8	4	2017	6	16	5,741	9.82	25	58,451	3,041	2,700	52.97	47.03
9	15	2017	6	17	5,740	9.82	26	58,451	3,069	2,671	53.47	46.53
7	26	2017	4	17	5,733	9.81	27	58,451	3,126	2,607	54.53	45.47
8	18	2017	6	17	5,726	9.80	28	58,451	3,025	2,701	52.83	47.17
7	19	2017	4	18	5,722	9.79	29	58,451	2,922	2,800	51.07	48.93
8	16	2017	4	17	5,721	9.79	30	58,451	3,049	2,672	53.29	46.71
8	18	2017	6	16	5,720	9.79	31	58,451	2,950	2,770	51.57	48.43
6	15	2017	5	18	5,718	9.78	32	58,451	3,002	2,716	52.50	47.50
5	5	2017	6	17	5,716	9.78	33	58,451	3,104	2,612	54.30	45.70
7	27	2017	5	17	5,713	9.77	34	58,451	3,000	2,713	52.51	47.49
7	12	2017	4	17	5,708	9.77	35	58,451	2,900	2,808	50.81	49.19
11	10	2017	6	17	5,706	9.76	36	58,451	2,909	2,797	50.98	49.02
7	21	2017	6	18	5,705	9.76	37	58,451	3,195	2,510	56.00	44.00
6	7	2017	4	18	5,696	9.74	38	58,451	2,954	2,742	51.86	48.14
9	22	2017	6	17	5,696	9.74	39	58,451	3,088	2,608	54.21	45.79
7	25	2017	3	18	5,693	9.74	40	58,451	3,072	2,621	53.96	46.04
7	13	2017	5	18	5,691	9.74	41	58,451	3,106	2,585	54.58	45.42
7	18	2017	3	17	5,687	9.73	42	58,451	3,025	2,662	53.19	46.81
6	27	2017	3	17	5,681	9.72	43	58,451	3,083	2,598	54.27	45.73
8	3	2017	5	18	5,681	9.72	44	58,451	2,887	2,794	50.82	49.18
7	27	2017	5	18	5,680	9.72	45	58,451	2,986	2,694	52.57	47.43
6	20	2017	3	17	5,679	9.72	46	58,451	3,053	2,626	53.76	46.24
8	11	2017	6	18	5,679	9.72	47	58,451	3,089	2,590	54.39	45.61
8	29	2017	3	17	5,678	9.71	48	58,451	3,058	2,620	53.86	46.14
6	16	2017	6	16	5,675	9.71	49	58,451	3,075	2,600	54.19	45.81
12	1	2017	6	17	5,673	9.71	50	58,451	3,047	2,626	53.71	46.29
8	24	2017	5	17	5,666	9.69	51	58,451	3,086	2,580	54.47	45.53
6	30	2017	6	16	5,661	9.69	52	58,451	2,931	2,730	51.78	48.22
7	28	2017	6	16	5,658	9.68	53	58,451	3,012	2,646	53.23	46.77
8	7	2017	2	17	5,656	9.68	54	58,451	3,036	2,620	53.68	46.32
6	27	2017	3	18	5,652	9.67	55	58,451	2,947	2,705	52.14	47.86
7	31	2017	2	17	5,651	9.67	56	58,451	2,964	2,687	52.45	47.55
6	28	2017	4	17	5,650	9.67	57	58,451	2,931	2,719	51.88	48.12
8	25	2017	6	17	5,647	9.66	58	58,451	2,926	2,721	51.82	48.18
9	29	2017	6	17	5,647	9.66	59	58,451	2,981	2,666	52.79	47.21
6	19	2017	2	17	5,644	9.66	60	58,451	3,004	2,640	53.22	46.78
8	11	2017	6	17	5,643	9.65	61	58,451	2,952	2,691	52.31	47.69
5	12	2017	6	17	5,642	9.65	62	58,451	3,181	2,461	56.38	43.62
8	31	2017	5	17	5,642	9.65	63	58,451	3,085	2,557	54.68	45.32
7	11	2017	3	17	5,637	9.64	64	58,451	3,067	2,570	54.41	45.59
6	8	2017	5	17	5,636	9.64	65	58,451	3,068	2,568	54.44	45.56
7	14	2017	6	18	5,634	9.64	66	58,451	3,111	2,523	55.22	44.78
11	17	2017	6	17	5,633	9.64	67	58,451	3,160	2,473	56.10	43.90

MO	DY	YR	DAY OF WK	HR	HR VOL	PERCENT OF AADT	HOUR NUMBER	AADT	EAST VOLUME	WEST VOLUME	PERCENT EAST IS OF TOTAL VOLUME	PERCENT WEST IS OF TOTAL VOLUME
12	8	2017	6	17	5,632	9.64	68	58,451	3,102	2,530	55.08	44.92
6	9	2017	6	16	5,630	9.63	69	58,451	2,910	2,720	51.69	48.31
8	11	2017	6	16	5,629	9.63	70	58,451	2,818	2,811	50.06	49.94
9	22	2017	6	16	5,629	9.63	71	58,451	3,046	2,583	54.11	45.89
6	28	2017	4	18	5,624	9.62	72	58,451	2,862	2,762	50.89	49.11
9	1	2017	6	16	5,623	9.62	73	58,451	2,973	2,650	52.87	47.13
8	24	2017	5	18	5,621	9.62	74	58,451	2,989	2,632	53.18	46.82
9	1	2017	6	18	5,621	9.62	75	58,451	3,090	2,531	54.97	45.03
9	15	2017	6	16	5,621	9.62	76	58,451	3,003	2,618	53.42	46.58
2	24	2017	6	17	5,618	9.61	77	58,451	3,133	2,485	55.77	44.23
3	3	2017	6	17	5,618	9.61	78	58,451	3,154	2,464	56.14	43.86
10	6	2017	6	17	5,612	9.60	79	58,451	3,030	2,582	53.99	46.01
6	30	2017	6	15	5,610	9.60	80	58,451	3,025	2,585	53.92	46.08
7	13	2017	5	17	5,610	9.60	81	58,451	2,967	2,643	52.89	47.11
7	6	2017	5	18	5,608	9.59	82	58,451	2,960	2,648	52.78	47.22
6	7	2017	4	17	5,605	9.59	83	58,451	2,936	2,669	52.38	47.62
7	5	2017	4	16	5,604	9.59	84	58,451	2,929	2,675	52.27	47.73
7	14	2017	6	15	5,599	9.58	85	58,451	2,962	2,637	52.90	47.10
8	18	2017	6	15	5,599	9.58	86	58,451	2,971	2,628	53.06	46.94
6	2	2017	6	18	5,598	9.58	87	58,451	3,048	2,550	54.45	45.55
8	11	2017	6	15	5,591	9.57	88	58,451	2,988	2,603	53.44	46.56
9	15	2017	6	18	5,582	9.55	89	58,451	3,015	2,567	54.01	45.99
8	15	2017	3	17	5,581	9.55	90	58,451	2,968	2,613	53.18	46.82
8	9	2017	4	18	5,576	9.54	91	58,451	3,102	2,474	55.63	44.37
8	4	2017	6	18	5,575	9.54	92	58,451	2,971	2,604	53.29	46.71
7	10	2017	2	17	5,572	9.53	93	58,451	2,920	2,652	52.40	47.60
8	25	2017	6	18	5,571	9.53	94	58,451	3,062	2,509	54.96	45.04
9	14	2017	5	17	5,571	9.53	95	58,451	3,078	2,493	55.25	44.75
7	11	2017	3	18	5,570	9.53	96	58,451	3,012	2,558	54.08	45.92
8	2	2017	4	17	5,570	9.53	97	58,451	3,053	2,517	54.81	45.19
6	14	2017	4	18	5,569	9.53	98	58,451	2,986	2,583	53.62	46.38
4	14	2017	6	17	5,567	9.52	99	58,451	3,088	2,479	55.47	44.53
7	17	2017	2	17	5,564	9.52	100	58,451	2,936	2,628	52.77	47.23
6	22	2017	5	18	5,553	9.50	101	58,451	2,940	2,613	52.94	47.06
8	22	2017	3	17	5,552	9.50	102	58,451	2,965	2,587	53.40	46.60
6	5	2017	2	17	5,551	9.50	103	58,451	2,910	2,641	52.42	47.58
10	27	2017	6	18	5,551	9.50	104	58,451	3,056	2,495	55.05	44.95
7	20	2017	5	18	5,550	9.50	105	58,451	2,916	2,634	52.54	47.46
7	21	2017	6	15	5,549	9.49	106	58,451	2,946	2,603	53.09	46.91
8	3	2017	5	17	5,547	9.49	107	58,451	2,996	2,551	54.01	45.99
6	20	2017	3	18	5,546	9.49	108	58,451	2,989	2,557	53.89	46.11
10	27	2017	6	17	5,544	9.48	109	58,451	3,017	2,527	54.42	45.58
7	18	2017	3	18	5,543	9.48	110	58,451	2,928	2,615	52.82	47.18
4	21	2017	6	17	5,542	9.48	111	58,451	3,118	2,424	56.26	43.74
8	25	2017	6	16	5,540	9.48	112	58,451	2,812	2,728	50.76	49.24
7	25	2017	3	17	5,539	9.48	113	58,451	2,978	2,561	53.76	46.24
8	10	2017	5	18	5,532	9.46	114	58,451	3,006	2,526	54.34	45.66
7	20	2017	5	16	5,531	9.46	115	58,451	2,966	2,565	53.63	46.37
9	1	2017	6	17	5,531	9.46	116	58,451	2,993	2,538	54.11	45.89
7	28	2017	6	18	5,530	9.46	117	58,451	3,048	2,482	55.12	44.88
7	26	2017	4	18	5,528	9.46	118	58,451	2,959	2,569	53.53	46.47

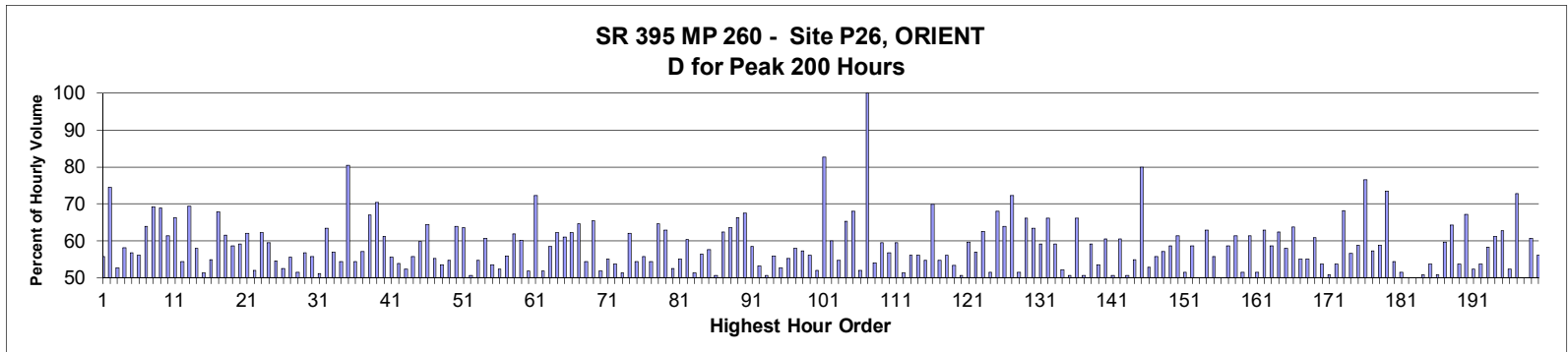


MO	DY	YR	DAY OF WK	HR	HR VOL	PERCENT OF AADT	HOUR NUMBER	AADT	EAST VOLUME	WEST VOLUME	PERCENT EAST IS OF TOTAL VOLUME	PERCENT WEST IS OF TOTAL VOLUME
8	10	2017	5	17	5,528	9.46	119	58,451	2,955	2,573	53.46	46.54
5	19	2017	6	18	5,525	9.45	120	58,451	2,960	2,565	53.57	46.43
10	20	2017	6	17	5,525	9.45	121	58,451	2,973	2,552	53.81	46.19
8	2	2017	4	18	5,518	9.44	122	58,451	3,018	2,500	54.69	45.31
7	24	2017	2	18	5,517	9.44	123	58,451	2,981	2,536	54.03	45.97
6	26	2017	2	17	5,516	9.44	124	58,451	2,918	2,598	52.90	47.10
10	20	2017	6	16	5,516	9.44	125	58,451	2,988	2,528	54.17	45.83
5	18	2017	5	18	5,515	9.44	126	58,451	3,007	2,508	54.52	45.48
8	1	2017	3	17	5,510	9.43	127	58,451	3,028	2,482	54.95	45.05
7	31	2017	2	18	5,508	9.42	128	58,451	3,028	2,480	54.97	45.03
9	29	2017	6	16	5,507	9.42	129	58,451	2,905	2,602	52.75	47.25
5	25	2017	5	17	5,506	9.42	130	58,451	3,122	2,384	56.70	43.30
8	1	2017	3	18	5,506	9.42	131	58,451	3,019	2,487	54.83	45.17
8	14	2017	2	17	5,504	9.42	132	58,451	2,957	2,547	53.72	46.28
12	8	2017	6	16	5,504	9.42	133	58,451	2,971	2,533	53.98	46.02
9	29	2017	6	18	5,500	9.41	134	58,451	3,011	2,489	54.75	45.25
9	22	2017	6	18	5,498	9.41	135	58,451	2,994	2,504	54.46	45.54
8	7	2017	2	18	5,496	9.40	136	58,451	2,975	2,521	54.13	45.87
7	7	2017	6	16	5,492	9.40	137	58,451	2,877	2,615	52.39	47.61
9	8	2017	6	16	5,492	9.40	138	58,451	2,969	2,523	54.06	45.94
8	14	2017	2	18	5,491	9.39	139	58,451	3,051	2,440	55.56	44.44
8	15	2017	3	18	5,490	9.39	140	58,451	2,944	2,546	53.62	46.38
6	30	2017	6	18	5,489	9.39	141	58,451	2,887	2,602	52.60	47.40
8	8	2017	3	18	5,488	9.39	142	58,451	2,722	2,766	49.60	50.40
9	21	2017	5	17	5,487	9.39	143	58,451	2,986	2,501	54.42	45.58
10	5	2017	5	17	5,486	9.39	144	58,451	2,965	2,521	54.05	45.95
5	19	2017	6	16	5,484	9.38	145	58,451	3,040	2,444	55.43	44.57
7	24	2017	2	17	5,482	9.38	146	58,451	2,982	2,500	54.40	45.60
6	2	2017	6	16	5,481	9.38	147	58,451	2,942	2,539	53.68	46.32
11	10	2017	6	16	5,479	9.37	148	58,451	2,800	2,679	51.10	48.90
9	28	2017	5	17	5,477	9.37	149	58,451	2,888	2,589	52.73	47.27
7	13	2017	5	16	5,476	9.37	150	58,451	2,927	2,549	53.45	46.55
5	18	2017	5	17	5,470	9.36	151	58,451	2,942	2,528	53.78	46.22
6	12	2017	2	18	5,470	9.36	152	58,451	3,041	2,429	55.59	44.41
8	22	2017	3	18	5,469	9.36	153	58,451	2,920	2,549	53.39	46.61
6	9	2017	6	18	5,466	9.35	154	58,451	2,953	2,513	54.02	45.98
8	5	2017	7	12	5,466	9.35	155	58,451	3,154	2,312	57.70	42.30
8	31	2017	5	18	5,466	9.35	156	58,451	2,978	2,488	54.48	45.52
4	7	2017	6	17	5,463	9.35	157	58,451	2,987	2,476	54.68	45.32
8	9	2017	4	17	5,462	9.34	158	58,451	3,062	2,400	56.06	43.94
6	12	2017	2	17	5,461	9.34	159	58,451	2,935	2,526	53.74	46.26
8	4	2017	6	13	5,461	9.34	160	58,451	2,968	2,493	54.35	45.65
4	28	2017	6	17	5,454	9.33	161	58,451	2,976	2,478	54.57	45.43
6	19	2017	2	18	5,454	9.33	162	58,451	2,974	2,480	54.53	45.47
7	22	2017	7	13	5,453	9.33	163	58,451	3,071	2,382	56.32	43.68
10	6	2017	6	16	5,453	9.33	164	58,451	2,928	2,525	53.70	46.30
6	8	2017	5	18	5,452	9.33	165	58,451	3,029	2,423	55.56	44.44
5	5	2017	6	16	5,451	9.33	166	58,451	2,977	2,474	54.61	45.39
6	26	2017	2	18	5,444	9.31	167	58,451	2,960	2,484	54.37	45.63
10	6	2017	6	18	5,439	9.31	168	58,451	3,056	2,383	56.19	43.81
7	7	2017	6	18	5,432	9.29	169	58,451	2,901	2,531	53.41	46.59

MO	DY	YR	DAY OF WK	HR	HR VOL	PERCENT OF AADT	HOUR NUMBER	AADT	EAST VOLUME	WEST VOLUME	PERCENT	PERCENT
											EAST IS OF TOTAL VOLUME	WEST IS OF TOTAL VOLUME
8	17	2017	5	16	5,425	9.28	170	58,451	2,920	2,505	53.82	46.18
11	17	2017	6	16	5,421	9.27	171	58,451	3,009	2,412	55.51	44.49
6	30	2017	6	13	5,419	9.27	172	58,451	2,979	2,440	54.97	45.03
8	29	2017	3	18	5,413	9.26	173	58,451	2,858	2,555	52.80	47.20
3	17	2017	6	17	5,411	9.26	174	58,451	2,815	2,596	52.02	47.98
8	21	2017	2	17	5,409	9.25	175	58,451	3,012	2,397	55.68	44.32
10	19	2017	5	17	5,406	9.25	176	58,451	2,967	2,439	54.88	45.12
5	26	2017	6	17	5,403	9.24	177	58,451	3,036	2,367	56.19	43.81
4	20	2017	5	17	5,402	9.24	178	58,451	3,015	2,387	55.81	44.19
4	28	2017	6	16	5,402	9.24	179	58,451	3,011	2,391	55.74	44.26
3	31	2017	6	17	5,397	9.23	180	58,451	3,002	2,395	55.62	44.38
8	16	2017	4	16	5,396	9.23	181	58,451	2,906	2,490	53.85	46.15
8	25	2017	6	15	5,395	9.23	182	58,451	2,942	2,453	54.53	45.47
7	6	2017	5	16	5,391	9.22	183	58,451	2,958	2,433	54.87	45.13
3	23	2017	5	17	5,388	9.22	184	58,451	2,924	2,464	54.27	45.73
7	7	2017	6	15	5,386	9.21	185	58,451	2,862	2,524	53.14	46.86
10	13	2017	6	18	5,384	9.21	186	58,451	3,008	2,376	55.87	44.13
8	12	2017	7	12	5,383	9.21	187	58,451	2,931	2,452	54.45	45.55
6	30	2017	6	14	5,382	9.21	188	58,451	2,970	2,412	55.18	44.82
12	21	2017	5	17	5,382	9.21	189	58,451	2,873	2,509	53.38	46.62
3	16	2017	5	17	5,381	9.21	190	58,451	2,979	2,402	55.36	44.64
8	28	2017	2	18	5,381	9.21	191	58,451	3,009	2,372	55.92	44.08
7	27	2017	5	16	5,380	9.20	192	58,451	2,839	2,541	52.77	47.23
5	24	2017	4	18	5,379	9.20	193	58,451	3,054	2,325	56.78	43.22
6	6	2017	3	17	5,375	9.20	194	58,451	2,888	2,487	53.73	46.27
4	7	2017	6	16	5,374	9.19	195	58,451	2,913	2,461	54.21	45.79
7	28	2017	6	15	5,374	9.19	196	58,451	2,932	2,442	54.56	45.44
8	4	2017	6	15	5,373	9.19	197	58,451	2,797	2,576	52.06	47.94
10	31	2017	3	17	5,368	9.18	198	58,451	3,070	2,298	57.19	42.81
11	9	2017	5	17	5,367	9.18	199	58,451	2,800	2,567	52.17	47.83
7	26	2017	4	16	5,364	9.18	200	58,451	2,953	2,411	55.05	44.95



**AADT= 571      K 30 FACTOR= 16.64      K 100 FACTOR= 13.13      K 200 FACTOR= 11.56      D 30 FACTOR= 55.79**



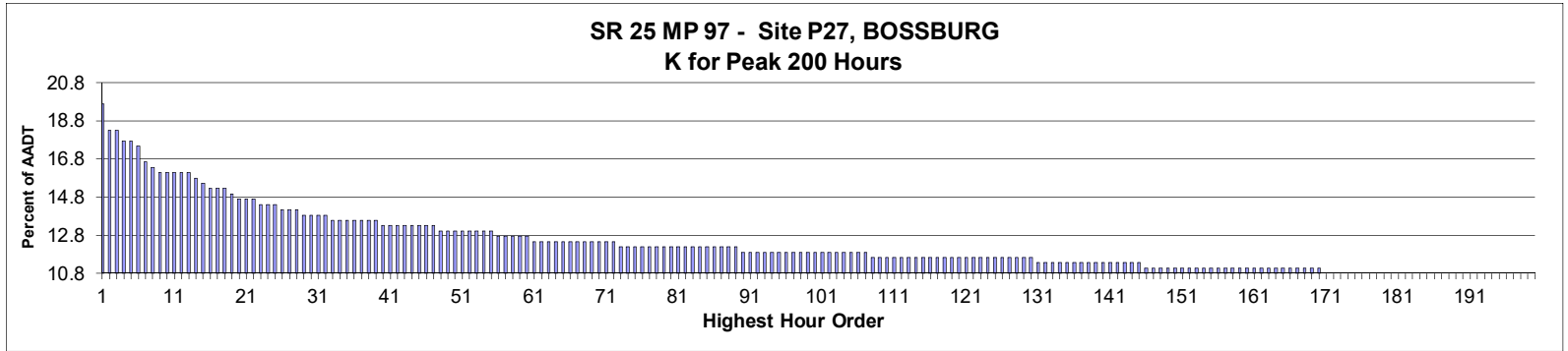
MO	DY	YR	DAY OF WK	HR	HR VOL	PERCENT OF AADT	HOUR NUMBER	AADT	NORTH VOLUME	SOUTH VOLUME	PERCENT NORTH IS OF TOTAL VOLUME	PERCENT SOUTH IS OF TOTAL VOLUME
7	31	2017	2	9	199	34.85	1	571	88	111	44.22	55.78
7	31	2017	2	10	165	28.90	2	571	42	123	25.45	74.55
7	29	2017	7	17	146	25.57	3	571	69	77	47.26	52.74
7	15	2017	7	17	141	24.69	4	571	59	82	41.84	58.16
7	23	2017	1	18	134	23.47	5	571	58	76	43.28	56.72
7	15	2017	7	14	132	23.12	6	571	74	58	56.06	43.94
7	23	2017	1	14	130	22.77	7	571	83	47	63.85	36.15
7	29	2017	7	13	127	22.24	8	571	88	39	69.29	30.71
7	15	2017	7	16	119	20.84	9	571	82	37	68.91	31.09
7	23	2017	1	17	119	20.84	10	571	46	73	38.66	61.34
7	30	2017	1	12	119	20.84	11	571	40	79	33.61	66.39
7	15	2017	7	18	114	19.96	12	571	52	62	45.61	54.39
7	29	2017	7	14	114	19.96	13	571	79	35	69.30	30.70
8	5	2017	7	13	114	19.96	14	571	66	48	57.89	42.11
7	30	2017	1	13	113	19.79	15	571	55	58	48.67	51.33
8	5	2017	7	18	113	19.79	16	571	51	62	45.13	54.87

MO	DY	YR	DAY OF WK	HR	HR VOL	PERCENT OF AADT	HOUR NUMBER	AADT	NORTH VOLUME	SOUTH VOLUME	PERCENT NORTH IS OF TOTAL VOLUME	PERCENT SOUTH IS OF TOTAL VOLUME
7	29	2017	7	12	112	19.61	17	571	76	36	67.86	32.14
7	29	2017	7	18	112	19.61	18	571	43	69	38.39	61.61
7	30	2017	1	18	111	19.44	19	571	46	65	41.44	58.56
7	29	2017	7	19	110	19.26	20	571	45	65	40.91	59.09
7	23	2017	1	15	108	18.91	21	571	67	41	62.04	37.96
7	29	2017	7	16	104	18.21	22	571	54	50	51.92	48.08
7	15	2017	7	13	103	18.04	23	571	64	39	62.14	37.86
7	29	2017	7	15	101	17.69	24	571	60	41	59.41	40.59
7	17	2017	2	15	99	17.34	25	571	45	54	45.45	54.55
7	22	2017	7	17	99	17.34	26	571	47	52	47.47	52.53
7	23	2017	1	16	99	17.34	27	571	44	55	44.44	55.56
8	5	2017	7	12	97	16.99	28	571	47	50	48.45	51.55
7	30	2017	1	14	95	16.64	29	571	54	41	56.84	43.16
8	6	2017	1	17	95	16.64	30	571	42	53	44.21	55.79
7	22	2017	7	18	94	16.46	31	571	48	46	51.06	48.94
7	21	2017	6	15	93	16.29	32	571	59	34	63.44	36.56
7	23	2017	1	13	93	16.29	33	571	53	40	56.99	43.01
7	16	2017	1	13	92	16.11	34	571	50	42	54.35	45.65
7	30	2017	1	11	92	16.11	35	571	18	74	19.57	80.43
7	30	2017	1	17	92	16.11	36	571	42	50	45.65	54.35
7	22	2017	7	13	91	15.94	37	571	52	39	57.14	42.86
7	28	2017	6	11	91	15.94	38	571	30	61	32.97	67.03
7	28	2017	6	15	91	15.94	39	571	64	27	70.33	29.67
7	2	2017	1	16	90	15.76	40	571	55	35	61.11	38.89
7	22	2017	7	15	90	15.76	41	571	50	40	55.56	44.44
8	5	2017	7	17	89	15.59	42	571	41	48	46.07	53.93
7	28	2017	6	12	88	15.41	43	571	46	42	52.27	47.73
8	13	2017	1	16	88	15.41	44	571	39	49	44.32	55.68
7	8	2017	7	17	87	15.24	45	571	52	35	59.77	40.23
7	14	2017	6	17	87	15.24	46	571	56	31	64.37	35.63
7	16	2017	1	15	87	15.24	47	571	48	39	55.17	44.83
7	8	2017	7	16	86	15.06	48	571	46	40	53.49	46.51
7	16	2017	1	16	86	15.06	49	571	47	39	54.65	45.35
7	27	2017	5	11	86	15.06	50	571	31	55	36.05	63.95
7	27	2017	5	14	85	14.89	51	571	54	31	63.53	36.47
8	6	2017	1	14	85	14.89	52	571	42	43	49.41	50.59
7	9	2017	1	18	84	14.71	53	571	46	38	54.76	45.24
7	15	2017	7	12	84	14.71	54	571	51	33	60.71	39.29
7	16	2017	1	18	84	14.71	55	571	45	39	53.57	46.43
7	17	2017	2	14	84	14.71	56	571	44	40	52.38	47.62
7	22	2017	7	14	84	14.71	57	571	47	37	55.95	44.05
7	27	2017	5	17	84	14.71	58	571	52	32	61.90	38.10
7	11	2017	3	17	83	14.54	59	571	50	33	60.24	39.76
7	17	2017	2	13	83	14.54	60	571	40	43	48.19	51.81
7	28	2017	6	16	83	14.54	61	571	60	23	72.29	27.71
8	8	2017	3	17	83	14.54	62	571	43	40	51.81	48.19
7	8	2017	7	12	82	14.36	63	571	48	34	58.54	41.46
7	27	2017	5	15	82	14.36	64	571	51	31	62.20	37.80
7	27	2017	5	16	82	14.36	65	571	50	32	60.98	39.02
8	5	2017	7	15	82	14.36	66	571	51	31	62.20	37.80
8	11	2017	6	17	82	14.36	67	571	53	29	64.63	35.37

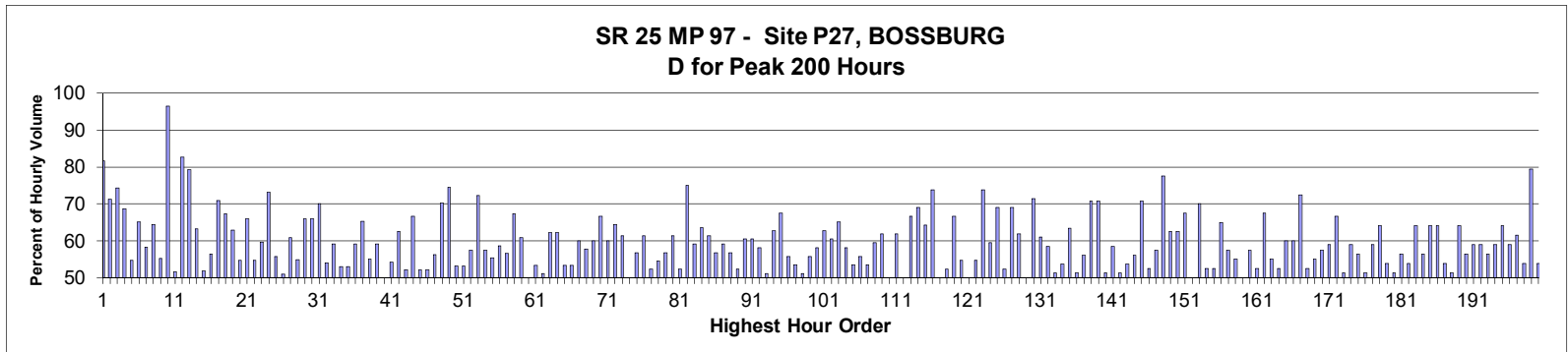
MO	DY	YR	DAY OF WK	HR	HR VOL	PERCENT OF AADT	HOUR NUMBER	AADT	NORTH VOLUME	SOUTH VOLUME	PERCENT NORTH IS OF TOTAL VOLUME	PERCENT SOUTH IS OF TOTAL VOLUME
7	2	2017	1	13	81	14.19	68	571	37	44	45.68	54.32
7	15	2017	7	15	81	14.19	69	571	53	28	65.43	34.57
8	11	2017	6	13	81	14.19	70	571	42	39	51.85	48.15
7	13	2017	5	15	80	14.01	71	571	44	36	55.00	45.00
7	30	2017	1	16	80	14.01	72	571	43	37	53.75	46.25
8	6	2017	1	16	80	14.01	73	571	39	41	48.75	51.25
7	13	2017	5	12	79	13.84	74	571	30	49	37.97	62.03
7	22	2017	7	11	79	13.84	75	571	43	36	54.43	45.57
7	22	2017	7	12	79	13.84	76	571	44	35	55.70	44.30
8	4	2017	6	12	79	13.84	77	571	36	43	45.57	54.43
8	18	2017	6	15	79	13.84	78	571	51	28	64.56	35.44
7	1	2017	7	14	78	13.66	79	571	49	29	62.82	37.18
7	16	2017	1	14	78	13.66	80	571	41	37	52.56	47.44
7	18	2017	3	9	78	13.66	81	571	35	43	44.87	55.13
7	28	2017	6	10	78	13.66	82	571	31	47	39.74	60.26
8	5	2017	7	11	78	13.66	83	571	40	38	51.28	48.72
8	16	2017	4	14	78	13.66	84	571	44	34	56.41	43.59
8	19	2017	7	11	78	13.66	85	571	33	45	42.31	57.69
7	3	2017	2	16	77	13.49	86	571	38	39	49.35	50.65
7	8	2017	7	13	77	13.49	87	571	48	29	62.34	37.66
7	22	2017	7	16	77	13.49	88	571	49	28	63.64	36.36
7	27	2017	5	13	77	13.49	89	571	51	26	66.23	33.77
7	27	2017	5	18	77	13.49	90	571	52	25	67.53	32.47
8	3	2017	5	13	77	13.49	91	571	32	45	41.56	58.44
8	5	2017	7	19	77	13.49	92	571	41	36	53.25	46.75
8	6	2017	1	13	77	13.49	93	571	39	38	50.65	49.35
8	16	2017	4	15	77	13.49	94	571	43	34	55.84	44.16
7	3	2017	2	15	76	13.31	95	571	40	36	52.63	47.37
7	16	2017	1	17	76	13.31	96	571	42	34	55.26	44.74
7	30	2017	1	15	76	13.31	97	571	44	32	57.89	42.11
7	9	2017	1	15	75	13.13	98	571	43	32	57.33	42.67
7	19	2017	4	15	75	13.13	99	571	42	33	56.00	44.00
7	28	2017	6	14	75	13.13	100	571	39	36	52.00	48.00
7	30	2017	1	10	75	13.13	101	571	13	62	17.33	82.67
8	4	2017	6	11	75	13.13	102	571	30	45	40.00	60.00
8	8	2017	3	15	75	13.13	103	571	41	34	54.67	45.33
8	18	2017	6	11	75	13.13	104	571	26	49	34.67	65.33
8	25	2017	6	17	75	13.13	105	571	51	24	68.00	32.00
9	1	2017	6	16	75	13.13	106	571	39	36	52.00	48.00
5	22	2017	2	3	74	12.96	107	571	0	74	0.00	100.00
7	16	2017	1	12	74	12.96	108	571	40	34	54.05	45.95
7	25	2017	3	15	74	12.96	109	571	44	30	59.46	40.54
7	27	2017	5	12	74	12.96	110	571	42	32	56.76	43.24
8	19	2017	7	14	74	12.96	111	571	44	30	59.46	40.54
9	1	2017	6	14	74	12.96	112	571	38	36	51.35	48.65
7	4	2017	3	13	73	12.78	113	571	41	32	56.16	43.84
7	21	2017	6	14	73	12.78	114	571	41	32	56.16	43.84
7	24	2017	2	12	73	12.78	115	571	33	40	45.21	54.79
7	28	2017	6	17	73	12.78	116	571	51	22	69.86	30.14
7	31	2017	2	15	73	12.78	117	571	40	33	54.79	45.21
8	4	2017	6	15	73	12.78	118	571	41	32	56.16	43.84

MO	DY	YR	DAY OF WK	HR	HR VOL	PERCENT OF AADT	HOUR NUMBER	AADT	NORTH VOLUME	SOUTH VOLUME	PERCENT NORTH IS OF TOTAL VOLUME	PERCENT SOUTH IS OF TOTAL VOLUME
8	11	2017	6	14	73	12.78	119	571	39	34	53.42	46.58
8	25	2017	6	12	73	12.78	120	571	37	36	50.68	49.32
7	10	2017	2	12	72	12.61	121	571	29	43	40.28	59.72
7	11	2017	3	15	72	12.61	122	571	41	31	56.94	43.06
7	13	2017	5	17	72	12.61	123	571	45	27	62.50	37.50
7	31	2017	2	13	72	12.61	124	571	35	37	48.61	51.39
7	31	2017	2	17	72	12.61	125	571	49	23	68.06	31.94
8	13	2017	1	13	72	12.61	126	571	26	46	36.11	63.89
9	2	2017	7	11	72	12.61	127	571	20	52	27.78	72.22
9	3	2017	1	14	72	12.61	128	571	35	37	48.61	51.39
7	5	2017	4	16	71	12.43	129	571	47	24	66.20	33.80
7	7	2017	6	10	71	12.43	130	571	26	45	36.62	63.38
7	8	2017	7	15	71	12.43	131	571	29	42	40.85	59.15
7	14	2017	6	16	71	12.43	132	571	47	24	66.20	33.80
7	17	2017	2	10	71	12.43	133	571	29	42	40.85	59.15
7	19	2017	4	16	71	12.43	134	571	37	34	52.11	47.89
7	22	2017	7	19	71	12.43	135	571	36	35	50.70	49.30
7	26	2017	4	16	71	12.43	136	571	47	24	66.20	33.80
7	31	2017	2	12	71	12.43	137	571	35	36	49.30	50.70
7	31	2017	2	14	71	12.43	138	571	29	42	40.85	59.15
7	31	2017	2	16	71	12.43	139	571	38	33	53.52	46.48
8	1	2017	3	17	71	12.43	140	571	43	28	60.56	39.44
8	18	2017	6	14	71	12.43	141	571	36	35	50.70	49.30
8	18	2017	6	16	71	12.43	142	571	43	28	60.56	39.44
8	19	2017	7	13	71	12.43	143	571	36	35	50.70	49.30
9	3	2017	1	13	71	12.43	144	571	32	39	45.07	54.93
3	25	2017	7	20	70	12.26	145	571	14	56	20.00	80.00
7	2	2017	1	17	70	12.26	146	571	37	33	52.86	47.14
7	9	2017	1	17	70	12.26	147	571	31	39	44.29	55.71
7	13	2017	5	13	70	12.26	148	571	40	30	57.14	42.86
7	14	2017	6	19	70	12.26	149	571	41	29	58.57	41.43
7	17	2017	2	16	70	12.26	150	571	43	27	61.43	38.57
7	17	2017	2	18	70	12.26	151	571	34	36	48.57	51.43
8	4	2017	6	17	70	12.26	152	571	41	29	58.57	41.43
8	6	2017	1	12	70	12.26	153	571	35	35	50.00	50.00
8	7	2017	2	13	70	12.26	154	571	44	26	62.86	37.14
8	13	2017	1	11	70	12.26	155	571	31	39	44.29	55.71
8	14	2017	2	13	70	12.26	156	571	35	35	50.00	50.00
8	19	2017	7	12	70	12.26	157	571	29	41	41.43	58.57
8	22	2017	3	15	70	12.26	158	571	43	27	61.43	38.57
8	24	2017	5	13	70	12.26	159	571	36	34	51.43	48.57
8	24	2017	5	16	70	12.26	160	571	43	27	61.43	38.57
8	30	2017	4	13	70	12.26	161	571	36	34	51.43	48.57
9	1	2017	6	15	70	12.26	162	571	44	26	62.86	37.14
10	20	2017	6	15	70	12.26	163	571	41	29	58.57	41.43
6	2	2017	6	16	69	12.08	164	571	43	26	62.32	37.68
6	24	2017	7	15	69	12.08	165	571	29	40	42.03	57.97
7	14	2017	6	15	69	12.08	166	571	44	25	63.77	36.23
7	25	2017	3	14	69	12.08	167	571	31	38	44.93	55.07
7	29	2017	7	20	69	12.08	168	571	31	38	44.93	55.07
8	3	2017	5	12	69	12.08	169	571	27	42	39.13	60.87

MO	DY	YR	DAY OF WK	HR	HR VOL	PERCENT OF AADT	HOUR NUMBER	AADT	NORTH VOLUME	SOUTH VOLUME	PERCENT NORTH IS OF TOTAL VOLUME	PERCENT SOUTH IS OF TOTAL VOLUME
8	13	2017	1	15	69	12.08	170	571	32	37	46.38	53.62
8	18	2017	6	12	69	12.08	171	571	35	34	50.72	49.28
8	24	2017	5	14	69	12.08	172	571	37	32	53.62	46.38
9	1	2017	6	18	69	12.08	173	571	47	22	68.12	31.88
9	28	2017	5	15	69	12.08	174	571	39	30	56.52	43.48
7	20	2017	5	15	68	11.91	175	571	40	28	58.82	41.18
7	26	2017	4	11	68	11.91	176	571	16	52	23.53	76.47
7	28	2017	6	13	68	11.91	177	571	39	29	57.35	42.65
8	7	2017	2	14	68	11.91	178	571	40	28	58.82	41.18
8	18	2017	6	10	68	11.91	179	571	18	50	26.47	73.53
9	8	2017	6	17	68	11.91	180	571	37	31	54.41	45.59
9	14	2017	5	14	68	11.91	181	571	33	35	48.53	51.47
9	29	2017	6	15	68	11.91	182	571	34	34	50.00	50.00
10	21	2017	7	13	68	11.91	183	571	34	34	50.00	50.00
7	1	2017	7	15	67	11.73	184	571	34	33	50.75	49.25
7	10	2017	2	14	67	11.73	185	571	36	31	53.73	46.27
7	15	2017	7	11	67	11.73	186	571	33	34	49.25	50.75
7	19	2017	4	11	67	11.73	187	571	27	40	40.30	59.70
7	23	2017	1	19	67	11.73	188	571	24	43	35.82	64.18
7	26	2017	4	15	67	11.73	189	571	31	36	46.27	53.73
8	3	2017	5	10	67	11.73	190	571	22	45	32.84	67.16
8	9	2017	4	14	67	11.73	191	571	35	32	52.24	47.76
8	13	2017	1	14	67	11.73	192	571	31	36	46.27	53.73
8	24	2017	5	17	67	11.73	193	571	39	28	58.21	41.79
8	26	2017	7	16	67	11.73	194	571	41	26	61.19	38.81
9	2	2017	7	18	67	11.73	195	571	42	25	62.69	37.31
10	13	2017	6	15	67	11.73	196	571	35	32	52.24	47.76
3	25	2017	7	15	66	11.56	197	571	18	48	27.27	72.73
7	2	2017	1	15	66	11.56	198	571	33	33	50.00	50.00
7	5	2017	4	13	66	11.56	199	571	40	26	60.61	39.39
7	6	2017	5	12	66	11.56	200	571	37	29	56.06	43.94



**AADT= 360      K 30 FACTOR= 13.89      K 100 FACTOR= 11.94      K 200 FACTOR= 10.83      D 30 FACTOR= 66.00**



MO	DY	YR	DAY OF WK	HR	HR VOL	PERCENT OF AADT	HOUR NUMBER	AADT	NORTH VOLUME	SOUTH VOLUME	PERCENT NORTH IS OF TOTAL VOLUME	PERCENT SOUTH IS OF TOTAL VOLUME
8	14	2017	2	15	71	19.72	1	360	13	58	18.31	81.69
8	14	2017	2	16	66	18.33	2	360	19	47	28.79	71.21
8	14	2017	2	17	66	18.33	3	360	17	49	25.76	74.24
8	15	2017	3	14	64	17.78	4	360	20	44	31.25	68.75
10	17	2017	3	17	64	17.78	5	360	35	29	54.69	45.31
8	14	2017	2	14	63	17.50	6	360	22	41	34.92	65.08
7	21	2017	6	13	60	16.67	7	360	25	35	41.67	58.33
8	15	2017	3	16	59	16.39	8	360	21	38	35.59	64.41
6	30	2017	6	15	58	16.11	9	360	32	26	55.17	44.83
7	4	2017	3	23	58	16.11	10	360	2	56	3.45	96.55
7	25	2017	3	16	58	16.11	11	360	30	28	51.72	48.28
8	13	2017	1	13	58	16.11	12	360	10	48	17.24	82.76
8	13	2017	1	14	58	16.11	13	360	12	46	20.69	79.31
10	7	2017	7	16	57	15.83	14	360	36	21	63.16	36.84
7	21	2017	6	14	56	15.56	15	360	29	27	51.79	48.21
7	21	2017	6	16	55	15.28	16	360	31	24	56.36	43.64

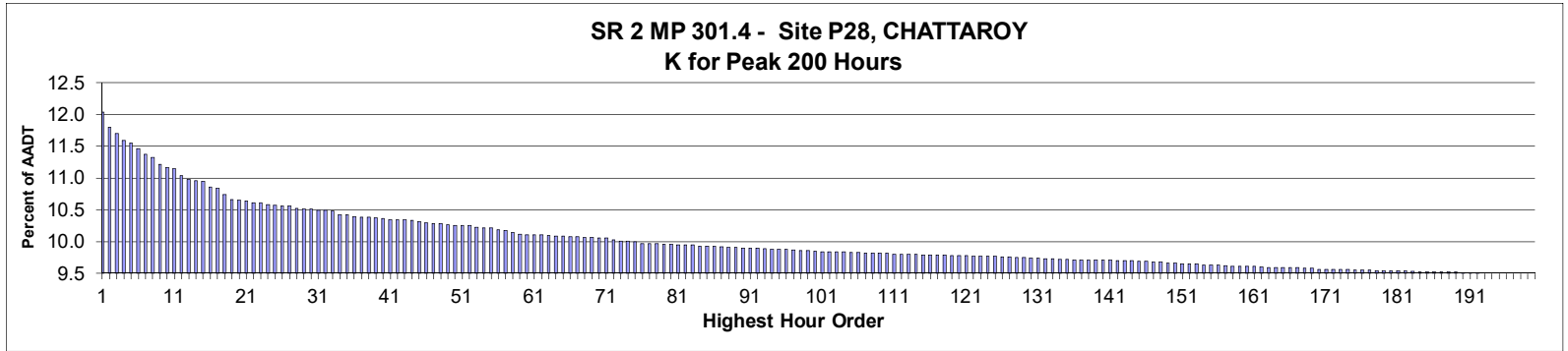


MO	DY	YR	DAY OF WK	HR	HR VOL	PERCENT OF AADT	HOUR NUMBER	AADT	NORTH VOLUME	SOUTH VOLUME	PERCENT NORTH IS OF TOTAL VOLUME	PERCENT SOUTH IS OF TOTAL VOLUME
8	14	2017	2	13	55	15.28	17	360	16	39	29.09	70.91
8	18	2017	6	13	55	15.28	18	360	18	37	32.73	67.27
6	24	2017	7	15	54	15.00	19	360	34	20	62.96	37.04
7	18	2017	3	13	53	14.72	20	360	24	29	45.28	54.72
7	24	2017	2	11	53	14.72	21	360	18	35	33.96	66.04
10	7	2017	7	13	53	14.72	22	360	24	29	45.28	54.72
7	19	2017	4	17	52	14.44	23	360	31	21	59.62	40.38
8	20	2017	1	13	52	14.44	24	360	14	38	26.92	73.08
8	22	2017	3	11	52	14.44	25	360	23	29	44.23	55.77
7	18	2017	3	17	51	14.17	26	360	25	26	49.02	50.98
8	20	2017	1	17	51	14.17	27	360	31	20	60.78	39.22
11	3	2017	6	7	51	14.17	28	360	28	23	54.90	45.10
8	14	2017	2	18	50	13.89	29	360	17	33	34.00	66.00
8	15	2017	3	13	50	13.89	30	360	17	33	34.00	66.00
8	20	2017	1	12	50	13.89	31	360	15	35	30.00	70.00
9	1	2017	6	16	50	13.89	32	360	23	27	46.00	54.00
7	18	2017	3	16	49	13.61	33	360	29	20	59.18	40.82
7	21	2017	6	17	49	13.61	34	360	26	23	53.06	46.94
7	24	2017	2	10	49	13.61	35	360	26	23	53.06	46.94
7	24	2017	2	16	49	13.61	36	360	29	20	59.18	40.82
8	14	2017	2	12	49	13.61	37	360	17	32	34.69	65.31
9	3	2017	1	15	49	13.61	38	360	27	22	55.10	44.90
9	28	2017	5	16	49	13.61	39	360	20	29	40.82	59.18
7	19	2017	4	16	48	13.33	40	360	24	24	50.00	50.00
7	26	2017	4	12	48	13.33	41	360	22	26	45.83	54.17
7	28	2017	6	14	48	13.33	42	360	18	30	37.50	62.50
8	16	2017	4	14	48	13.33	43	360	23	25	47.92	52.08
8	17	2017	5	13	48	13.33	44	360	16	32	33.33	66.67
8	17	2017	5	15	48	13.33	45	360	23	25	47.92	52.08
10	7	2017	7	15	48	13.33	46	360	23	25	47.92	52.08
10	18	2017	4	8	48	13.33	47	360	27	21	56.25	43.75
1	20	2017	6	12	47	13.06	48	360	14	33	29.79	70.21
7	23	2017	1	11	47	13.06	49	360	12	35	25.53	74.47
7	27	2017	5	15	47	13.06	50	360	25	22	53.19	46.81
8	1	2017	3	9	47	13.06	51	360	22	25	46.81	53.19
8	11	2017	6	14	47	13.06	52	360	20	27	42.55	57.45
8	12	2017	7	16	47	13.06	53	360	34	13	72.34	27.66
8	18	2017	6	12	47	13.06	54	360	20	27	42.55	57.45
8	19	2017	7	12	47	13.06	55	360	21	26	44.68	55.32
1	19	2017	5	15	46	12.78	56	360	19	27	41.30	58.70
1	23	2017	2	16	46	12.78	57	360	20	26	43.48	56.52
7	5	2017	4	13	46	12.78	58	360	15	31	32.61	67.39
8	13	2017	1	15	46	12.78	59	360	18	28	39.13	60.87
8	18	2017	6	15	46	12.78	60	360	23	23	50.00	50.00
6	24	2017	7	17	45	12.50	61	360	24	21	53.33	46.67
7	5	2017	4	15	45	12.50	62	360	23	22	51.11	48.89
7	20	2017	5	16	45	12.50	63	360	28	17	62.22	37.78
7	20	2017	5	18	45	12.50	64	360	28	17	62.22	37.78
7	25	2017	3	15	45	12.50	65	360	21	24	46.67	53.33
7	26	2017	4	16	45	12.50	66	360	24	21	53.33	46.67
7	28	2017	6	15	45	12.50	67	360	27	18	60.00	40.00

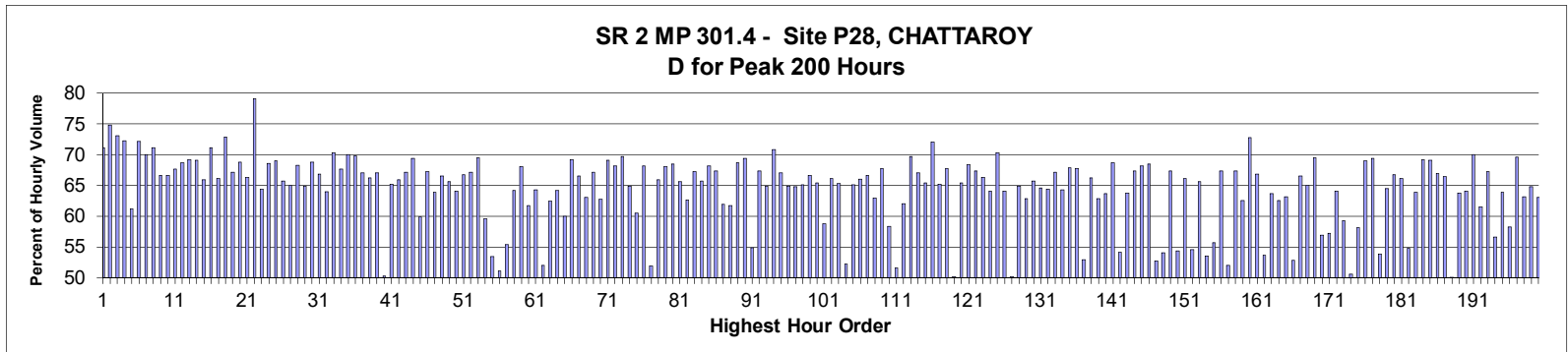
MO	DY	YR	DAY OF WK	HR	HR VOL	PERCENT OF AADT	HOUR NUMBER	AADT	NORTH VOLUME	SOUTH VOLUME	PERCENT NORTH IS OF TOTAL VOLUME	PERCENT SOUTH IS OF TOTAL VOLUME
8	13	2017	1	16	45	12.50	68	360	19	26	42.22	57.78
8	16	2017	4	15	45	12.50	69	360	18	27	40.00	60.00
8	17	2017	5	17	45	12.50	70	360	15	30	33.33	66.67
11	14	2017	3	16	45	12.50	71	360	27	18	60.00	40.00
12	27	2017	4	12	45	12.50	72	360	16	29	35.56	64.44
2	13	2017	2	16	44	12.22	73	360	17	27	38.64	61.36
3	15	2017	4	16	44	12.22	74	360	22	22	50.00	50.00
6	13	2017	3	14	44	12.22	75	360	19	25	43.18	56.82
7	3	2017	2	13	44	12.22	76	360	17	27	38.64	61.36
7	17	2017	2	14	44	12.22	77	360	21	23	47.73	52.27
7	24	2017	2	13	44	12.22	78	360	20	24	45.45	54.55
7	24	2017	2	15	44	12.22	79	360	19	25	43.18	56.82
7	24	2017	2	17	44	12.22	80	360	27	17	61.36	38.64
8	3	2017	5	14	44	12.22	81	360	21	23	47.73	52.27
8	13	2017	1	11	44	12.22	82	360	11	33	25.00	75.00
8	15	2017	3	11	44	12.22	83	360	18	26	40.91	59.09
8	15	2017	3	12	44	12.22	84	360	16	28	36.36	63.64
8	15	2017	3	15	44	12.22	85	360	17	27	38.64	61.36
8	16	2017	4	11	44	12.22	86	360	19	25	43.18	56.82
8	16	2017	4	13	44	12.22	87	360	18	26	40.91	59.09
8	17	2017	5	14	44	12.22	88	360	19	25	43.18	56.82
10	7	2017	7	17	44	12.22	89	360	21	23	47.73	52.27
4	18	2017	3	15	43	11.94	90	360	17	26	39.53	60.47
6	25	2017	1	16	43	11.94	91	360	26	17	60.47	39.53
7	1	2017	7	12	43	11.94	92	360	25	18	58.14	41.86
7	11	2017	3	16	43	11.94	93	360	21	22	48.84	51.16
7	18	2017	3	11	43	11.94	94	360	16	27	37.21	62.79
7	20	2017	5	12	43	11.94	95	360	14	29	32.56	67.44
7	20	2017	5	13	43	11.94	96	360	24	19	55.81	44.19
7	20	2017	5	14	43	11.94	97	360	20	23	46.51	53.49
7	27	2017	5	13	43	11.94	98	360	22	21	51.16	48.84
8	7	2017	2	12	43	11.94	99	360	19	24	44.19	55.81
8	9	2017	4	17	43	11.94	100	360	25	18	58.14	41.86
9	7	2017	5	13	43	11.94	101	360	16	27	37.21	62.79
9	13	2017	4	12	43	11.94	102	360	17	26	39.53	60.47
9	22	2017	6	12	43	11.94	103	360	15	28	34.88	65.12
10	7	2017	7	14	43	11.94	104	360	18	25	41.86	58.14
10	24	2017	3	16	43	11.94	105	360	20	23	46.51	53.49
12	27	2017	4	15	43	11.94	106	360	24	19	55.81	44.19
12	29	2017	6	15	43	11.94	107	360	23	20	53.49	46.51
1	13	2017	6	16	42	11.67	108	360	25	17	59.52	40.48
5	1	2017	2	15	42	11.67	109	360	26	16	61.90	38.10
5	4	2017	5	16	42	11.67	110	360	21	21	50.00	50.00
5	8	2017	2	16	42	11.67	111	360	16	26	38.10	61.90
5	15	2017	2	15	42	11.67	112	360	21	21	50.00	50.00
6	14	2017	4	18	42	11.67	113	360	14	28	33.33	66.67
7	5	2017	4	12	42	11.67	114	360	13	29	30.95	69.05
7	17	2017	2	12	42	11.67	115	360	15	27	35.71	64.29
7	18	2017	3	9	42	11.67	116	360	11	31	26.19	73.81
7	20	2017	5	11	42	11.67	117	360	21	21	50.00	50.00
7	20	2017	5	15	42	11.67	118	360	20	22	47.62	52.38

MO	DY	YR	DAY OF WK	HR	HR VOL	PERCENT OF AADT	HOUR NUMBER	AADT	NORTH VOLUME	SOUTH VOLUME	PERCENT NORTH IS OF TOTAL VOLUME	PERCENT SOUTH IS OF TOTAL VOLUME
7	21	2017	6	11	42	11.67	119	360	14	28	33.33	66.67
7	23	2017	1	14	42	11.67	120	360	23	19	54.76	45.24
7	24	2017	2	14	42	11.67	121	360	21	21	50.00	50.00
8	10	2017	5	14	42	11.67	122	360	19	23	45.24	54.76
8	16	2017	4	12	42	11.67	123	360	11	31	26.19	73.81
8	19	2017	7	11	42	11.67	124	360	17	25	40.48	59.52
8	20	2017	1	11	42	11.67	125	360	13	29	30.95	69.05
9	1	2017	6	11	42	11.67	126	360	22	20	52.38	47.62
9	19	2017	3	12	42	11.67	127	360	13	29	30.95	69.05
10	26	2017	5	16	42	11.67	128	360	26	16	61.90	38.10
11	13	2017	2	16	42	11.67	129	360	21	21	50.00	50.00
12	29	2017	6	13	42	11.67	130	360	12	30	28.57	71.43
5	11	2017	5	16	41	11.39	131	360	16	25	39.02	60.98
7	18	2017	3	12	41	11.39	132	360	24	17	58.54	41.46
7	19	2017	4	13	41	11.39	133	360	20	21	48.78	51.22
7	19	2017	4	15	41	11.39	134	360	19	22	46.34	53.66
8	3	2017	5	12	41	11.39	135	360	15	26	36.59	63.41
8	4	2017	6	13	41	11.39	136	360	21	20	51.22	48.78
8	4	2017	6	14	41	11.39	137	360	23	18	56.10	43.90
8	10	2017	5	12	41	11.39	138	360	12	29	29.27	70.73
8	14	2017	2	11	41	11.39	139	360	12	29	29.27	70.73
8	20	2017	1	16	41	11.39	140	360	20	21	48.78	51.22
10	7	2017	7	12	41	11.39	141	360	17	24	41.46	58.54
10	16	2017	2	16	41	11.39	142	360	20	21	48.78	51.22
12	4	2017	2	16	41	11.39	143	360	19	22	46.34	53.66
12	13	2017	4	16	41	11.39	144	360	23	18	56.10	43.90
12	27	2017	4	13	41	11.39	145	360	12	29	29.27	70.73
1	25	2017	4	16	40	11.11	146	360	21	19	52.50	47.50
3	28	2017	3	16	40	11.11	147	360	17	23	42.50	57.50
4	8	2017	7	8	40	11.11	148	360	31	9	77.50	22.50
5	9	2017	3	17	40	11.11	149	360	15	25	37.50	62.50
5	10	2017	4	16	40	11.11	150	360	15	25	37.50	62.50
5	30	2017	3	17	40	11.11	151	360	13	27	32.50	67.50
6	22	2017	5	14	40	11.11	152	360	20	20	50.00	50.00
6	28	2017	4	12	40	11.11	153	360	12	28	30.00	70.00
7	2	2017	1	14	40	11.11	154	360	19	21	47.50	52.50
7	7	2017	6	10	40	11.11	155	360	19	21	47.50	52.50
7	9	2017	1	14	40	11.11	156	360	14	26	35.00	65.00
7	14	2017	6	13	40	11.11	157	360	17	23	42.50	57.50
7	15	2017	7	16	40	11.11	158	360	22	18	55.00	45.00
7	22	2017	7	14	40	11.11	159	360	20	20	50.00	50.00
7	25	2017	3	12	40	11.11	160	360	17	23	42.50	57.50
7	25	2017	3	14	40	11.11	161	360	19	21	47.50	52.50
7	27	2017	5	14	40	11.11	162	360	13	27	32.50	67.50
8	19	2017	7	17	40	11.11	163	360	18	22	45.00	55.00
8	25	2017	6	11	40	11.11	164	360	19	21	47.50	52.50
9	1	2017	6	15	40	11.11	165	360	24	16	60.00	40.00
9	2	2017	7	16	40	11.11	166	360	24	16	60.00	40.00
9	22	2017	6	17	40	11.11	167	360	11	29	27.50	72.50
9	25	2017	2	16	40	11.11	168	360	19	21	47.50	52.50
10	5	2017	5	16	40	11.11	169	360	18	22	45.00	55.00

MO	DY	YR	DAY OF WK	HR	HR VOL	PERCENT OF AADT	HOUR NUMBER	AADT	NORTH VOLUME	SOUTH VOLUME	PERCENT NORTH IS OF TOTAL VOLUME	PERCENT SOUTH IS OF TOTAL VOLUME
10	5	2017	5	17	40	11.11	170	360	23	17	57.50	42.50
1	20	2017	6	13	39	10.83	171	360	16	23	41.03	58.97
2	17	2017	6	17	39	10.83	172	360	26	13	66.67	33.33
4	17	2017	2	13	39	10.83	173	360	20	19	51.28	48.72
4	20	2017	5	16	39	10.83	174	360	16	23	41.03	58.97
4	27	2017	5	16	39	10.83	175	360	22	17	56.41	43.59
5	4	2017	5	15	39	10.83	176	360	19	20	48.72	51.28
5	24	2017	4	10	39	10.83	177	360	16	23	41.03	58.97
5	30	2017	3	16	39	10.83	178	360	14	25	35.90	64.10
6	9	2017	6	14	39	10.83	179	360	21	18	53.85	46.15
6	30	2017	6	17	39	10.83	180	360	19	20	48.72	51.28
7	1	2017	7	13	39	10.83	181	360	22	17	56.41	43.59
7	4	2017	3	14	39	10.83	182	360	21	18	53.85	46.15
7	5	2017	4	11	39	10.83	183	360	14	25	35.90	64.10
7	7	2017	6	15	39	10.83	184	360	17	22	43.59	56.41
7	9	2017	1	13	39	10.83	185	360	25	14	64.10	35.90
7	18	2017	3	14	39	10.83	186	360	14	25	35.90	64.10
7	19	2017	4	9	39	10.83	187	360	18	21	46.15	53.85
7	21	2017	6	15	39	10.83	188	360	19	20	48.72	51.28
7	24	2017	2	12	39	10.83	189	360	14	25	35.90	64.10
7	26	2017	4	14	39	10.83	190	360	17	22	43.59	56.41
8	1	2017	3	12	39	10.83	191	360	16	23	41.03	58.97
8	9	2017	4	16	39	10.83	192	360	23	16	58.97	41.03
8	10	2017	5	15	39	10.83	193	360	22	17	56.41	43.59
8	12	2017	7	12	39	10.83	194	360	16	23	41.03	58.97
8	15	2017	3	17	39	10.83	195	360	14	25	35.90	64.10
8	15	2017	3	18	39	10.83	196	360	16	23	41.03	58.97
8	17	2017	5	12	39	10.83	197	360	15	24	38.46	61.54
8	20	2017	1	15	39	10.83	198	360	18	21	46.15	53.85
9	4	2017	2	13	39	10.83	199	360	8	31	20.51	79.49
9	18	2017	2	16	39	10.83	200	360	21	18	53.85	46.15



**AADT= 17,795      K 30 FACTOR= 10.50      K 100 FACTOR= 9.84      K 200 FACTOR= 9.49      D 30 FACTOR= 68.75**



MO	DY	YR	DAY OF WK	HR	HR VOL	PERCENT OF AADT	HOUR NUMBER	AADT	EAST VOLUME	WEST VOLUME	PERCENT EAST IS OF TOTAL VOLUME	PERCENT WEST IS OF TOTAL VOLUME
6	30	2017	6	17	2,141	12.03	1	17,795	1,522	619	71.09	28.91
5	26	2017	6	18	2,098	11.79	2	17,795	1,569	529	74.79	25.21
6	30	2017	6	18	2,080	11.69	3	17,795	1,521	559	73.13	26.88
5	26	2017	6	17	2,060	11.58	4	17,795	1,489	571	72.28	27.72
7	1	2017	7	12	2,053	11.54	5	17,795	1,256	797	61.18	38.82
9	1	2017	6	18	2,037	11.45	6	17,795	1,471	566	72.21	27.79
7	21	2017	6	18	2,021	11.36	7	17,795	1,414	607	69.97	30.03
9	1	2017	6	17	2,013	11.31	8	17,795	1,431	582	71.09	28.91
6	23	2017	6	18	1,994	11.21	9	17,795	1,328	666	66.60	33.40
6	23	2017	6	17	1,986	11.16	10	17,795	1,324	662	66.67	33.33
7	21	2017	6	17	1,983	11.14	11	17,795	1,341	642	67.62	32.38
8	4	2017	6	17	1,963	11.03	12	17,795	1,348	615	68.67	31.33
7	14	2017	6	17	1,953	10.97	13	17,795	1,351	602	69.18	30.82
8	4	2017	6	18	1,949	10.95	14	17,795	1,347	602	69.11	30.89
5	26	2017	6	16	1,946	10.94	15	17,795	1,283	663	65.93	34.07
7	14	2017	6	18	1,931	10.85	16	17,795	1,373	558	71.10	28.90

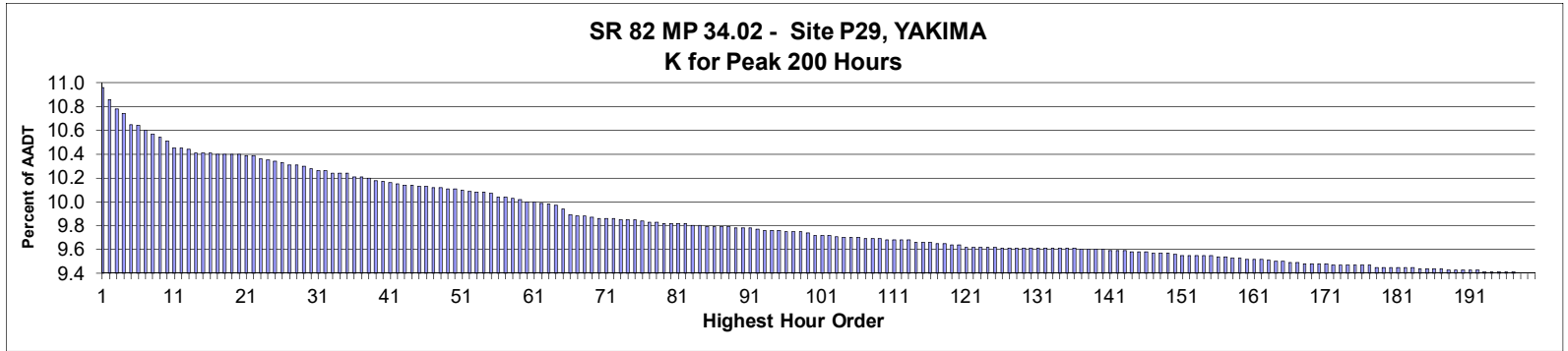
MO	DY	YR	DAY OF WK	HR	HR VOL	PERCENT OF AADT	HOUR NUMBER	AADT	EAST VOLUME	WEST VOLUME	PERCENT EAST IS OF TOTAL VOLUME	PERCENT WEST IS OF TOTAL VOLUME
6	30	2017	6	16	1,927	10.83	17	17,795	1,275	652	66.17	33.83
7	28	2017	6	18	1,909	10.73	18	17,795	1,391	518	72.87	27.13
8	11	2017	6	17	1,896	10.65	19	17,795	1,273	623	67.14	32.86
7	28	2017	6	17	1,894	10.64	20	17,795	1,303	591	68.80	31.20
8	18	2017	6	17	1,892	10.63	21	17,795	1,256	636	66.38	33.62
9	1	2017	6	19	1,887	10.60	22	17,795	1,493	394	79.12	20.88
7	1	2017	7	13	1,886	10.60	23	17,795	1,215	671	64.42	35.58
7	7	2017	6	17	1,881	10.57	24	17,795	1,290	591	68.58	31.42
7	7	2017	6	18	1,879	10.56	25	17,795	1,296	583	68.97	31.03
6	9	2017	6	17	1,877	10.55	26	17,795	1,234	643	65.74	34.26
10	6	2017	6	17	1,877	10.55	27	17,795	1,221	656	65.05	34.95
9	1	2017	6	16	1,871	10.51	28	17,795	1,277	594	68.25	31.75
7	21	2017	6	16	1,869	10.50	29	17,795	1,212	657	64.85	35.15
8	18	2017	6	18	1,869	10.50	30	17,795	1,285	584	68.75	31.25
5	19	2017	6	17	1,865	10.48	31	17,795	1,246	619	66.81	33.19
10	27	2017	6	17	1,865	10.48	32	17,795	1,193	672	63.97	36.03
6	9	2017	6	18	1,863	10.47	33	17,795	1,310	553	70.32	29.68
8	25	2017	6	17	1,852	10.41	34	17,795	1,254	598	67.71	32.29
8	25	2017	6	18	1,852	10.41	35	17,795	1,297	555	70.03	29.97
6	16	2017	6	18	1,847	10.38	36	17,795	1,289	558	69.79	30.21
5	19	2017	6	18	1,846	10.37	37	17,795	1,238	608	67.06	32.94
7	20	2017	5	18	1,846	10.37	38	17,795	1,223	623	66.25	33.75
10	6	2017	6	18	1,843	10.36	39	17,795	1,236	607	67.06	32.94
8	5	2017	7	12	1,842	10.35	40	17,795	916	926	49.73	50.27
6	2	2017	6	17	1,839	10.33	41	17,795	1,199	640	65.20	34.80
7	27	2017	5	17	1,839	10.33	42	17,795	1,212	627	65.91	34.09
10	13	2017	6	17	1,839	10.33	43	17,795	1,235	604	67.16	32.84
8	8	2017	3	18	1,837	10.32	44	17,795	1,275	562	69.41	30.59
9	29	2017	6	16	1,832	10.30	45	17,795	1,097	735	59.88	40.12
6	16	2017	6	17	1,829	10.28	46	17,795	1,231	598	67.30	32.70
6	30	2017	6	15	1,828	10.27	47	17,795	1,167	661	63.84	36.16
6	28	2017	4	18	1,827	10.27	48	17,795	1,216	611	66.56	33.44
9	8	2017	6	17	1,824	10.25	49	17,795	1,196	628	65.57	34.43
6	29	2017	5	17	1,823	10.24	50	17,795	1,168	655	64.07	35.93
6	21	2017	4	18	1,822	10.24	51	17,795	1,216	606	66.74	33.26
9	4	2017	2	13	1,822	10.24	52	17,795	599	1,223	32.88	67.12
6	29	2017	5	18	1,819	10.22	53	17,795	1,265	554	69.54	30.46
7	5	2017	4	17	1,817	10.21	54	17,795	1,083	734	59.60	40.40
7	29	2017	7	12	1,816	10.21	55	17,795	845	971	46.53	53.47
7	22	2017	7	12	1,812	10.18	56	17,795	926	886	51.10	48.90
8	13	2017	1	14	1,810	10.17	57	17,795	807	1,003	44.59	55.41
7	14	2017	6	16	1,804	10.14	58	17,795	1,157	647	64.14	35.86
7	6	2017	5	18	1,799	10.11	59	17,795	1,225	574	68.09	31.91
7	1	2017	7	11	1,798	10.10	60	17,795	1,110	688	61.74	38.26
7	1	2017	7	14	1,797	10.10	61	17,795	1,155	642	64.27	35.73
7	8	2017	7	12	1,797	10.10	62	17,795	934	863	51.98	48.02
8	25	2017	6	16	1,795	10.09	63	17,795	1,120	675	62.40	37.60
7	28	2017	6	16	1,793	10.08	64	17,795	1,150	643	64.14	35.86
9	2	2017	7	12	1,793	10.08	65	17,795	1,075	718	59.96	40.04
6	2	2017	6	18	1,792	10.07	66	17,795	1,240	552	69.20	30.80
10	27	2017	6	18	1,792	10.07	67	17,795	1,192	600	66.52	33.48

MO	DY	YR	DAY OF WK	HR	HR VOL	PERCENT OF AADT	HOUR NUMBER	AADT	EAST VOLUME	WEST VOLUME	PERCENT EAST IS OF TOTAL VOLUME	PERCENT WEST IS OF TOTAL VOLUME
9	1	2017	6	15	1,791	10.06	68	17,795	1,129	662	63.04	36.96
9	22	2017	6	18	1,790	10.06	69	17,795	1,202	588	67.15	32.85
7	5	2017	4	18	1,789	10.05	70	17,795	1,123	666	62.77	37.23
9	29	2017	6	18	1,789	10.05	71	17,795	1,237	552	69.14	30.86
7	18	2017	3	18	1,783	10.02	72	17,795	1,216	567	68.20	31.80
10	20	2017	6	18	1,780	10.00	73	17,795	1,240	540	69.66	30.34
9	29	2017	6	17	1,779	10.00	74	17,795	1,154	625	64.87	35.13
9	2	2017	7	13	1,778	9.99	75	17,795	1,075	703	60.46	39.54
10	13	2017	6	18	1,773	9.96	76	17,795	1,209	564	68.19	31.81
7	16	2017	1	14	1,772	9.96	77	17,795	853	919	48.14	51.86
7	17	2017	2	18	1,772	9.96	78	17,795	1,169	603	65.97	34.03
9	15	2017	6	17	1,771	9.95	79	17,795	1,206	565	68.10	31.90
7	13	2017	5	18	1,770	9.95	80	17,795	1,213	557	68.53	31.47
8	8	2017	3	17	1,769	9.94	81	17,795	1,160	609	65.57	34.43
10	6	2017	6	16	1,769	9.94	82	17,795	1,108	661	62.63	37.37
8	10	2017	5	17	1,768	9.94	83	17,795	1,189	579	67.25	32.75
8	23	2017	4	18	1,766	9.92	84	17,795	1,160	606	65.69	34.31
5	12	2017	6	17	1,765	9.92	85	17,795	1,204	561	68.22	31.78
7	12	2017	4	18	1,765	9.92	86	17,795	1,189	576	67.37	32.63
10	31	2017	3	17	1,763	9.91	87	17,795	1,092	671	61.94	38.06
5	19	2017	6	16	1,762	9.90	88	17,795	1,088	674	61.75	38.25
6	6	2017	3	18	1,762	9.90	89	17,795	1,211	551	68.73	31.27
6	20	2017	3	18	1,760	9.89	90	17,795	1,222	538	69.43	30.57
7	3	2017	2	13	1,760	9.89	91	17,795	966	794	54.89	45.11
8	16	2017	4	18	1,760	9.89	92	17,795	1,185	575	67.33	32.67
8	23	2017	4	17	1,758	9.88	93	17,795	1,140	618	64.85	35.15
5	25	2017	5	18	1,757	9.87	94	17,795	1,244	513	70.80	29.20
6	26	2017	2	18	1,756	9.87	95	17,795	1,177	579	67.03	32.97
9	22	2017	6	17	1,756	9.87	96	17,795	1,140	616	64.92	35.08
4	21	2017	6	17	1,755	9.86	97	17,795	1,138	617	64.84	35.16
6	7	2017	4	18	1,753	9.85	98	17,795	1,141	612	65.09	34.91
8	15	2017	3	18	1,752	9.85	99	17,795	1,167	585	66.61	33.39
10	12	2017	5	17	1,751	9.84	100	17,795	1,146	605	65.45	34.55
9	15	2017	6	16	1,750	9.83	101	17,795	1,029	721	58.80	41.20
5	5	2017	6	17	1,749	9.83	102	17,795	1,156	593	66.09	33.91
6	28	2017	4	17	1,749	9.83	103	17,795	1,143	606	65.35	34.65
8	5	2017	7	13	1,749	9.83	104	17,795	913	836	52.20	47.80
10	10	2017	3	17	1,748	9.82	105	17,795	1,138	610	65.10	34.90
7	20	2017	5	17	1,747	9.82	106	17,795	1,153	594	66.00	34.00
7	13	2017	5	17	1,746	9.81	107	17,795	1,163	583	66.61	33.39
8	18	2017	6	16	1,746	9.81	108	17,795	1,100	646	63.00	37.00
7	11	2017	3	18	1,745	9.81	109	17,795	1,182	563	67.74	32.26
9	22	2017	6	16	1,745	9.81	110	17,795	1,018	727	58.34	41.66
7	15	2017	7	12	1,743	9.79	111	17,795	900	843	51.64	48.36
6	30	2017	6	14	1,742	9.79	112	17,795	1,080	662	62.00	38.00
8	10	2017	5	18	1,742	9.79	113	17,795	1,215	527	69.75	30.25
9	8	2017	6	18	1,742	9.79	114	17,795	1,168	574	67.05	32.95
6	22	2017	5	17	1,741	9.78	115	17,795	1,139	602	65.42	34.58
8	1	2017	3	18	1,741	9.78	116	17,795	1,255	486	72.09	27.91
9	4	2017	2	16	1,741	9.78	117	17,795	605	1,136	34.75	65.25
8	3	2017	5	18	1,740	9.78	118	17,795	1,179	561	67.76	32.24

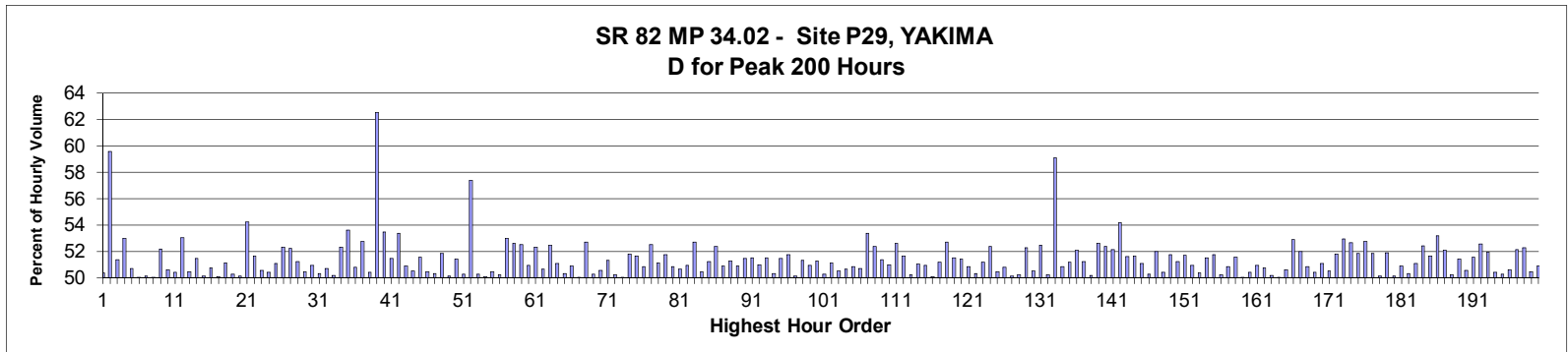
MO	DY	YR	DAY OF WK	HR	HR VOL	PERCENT OF AADT	HOUR NUMBER	AADT	EAST VOLUME	WEST VOLUME	PERCENT EAST IS OF TOTAL VOLUME	PERCENT WEST IS OF TOTAL VOLUME
8	6	2017	1	16	1,739	9.77	119	17,795	866	873	49.80	50.20
7	7	2017	6	16	1,738	9.77	120	17,795	1,136	602	65.36	34.64
7	27	2017	5	18	1,738	9.77	121	17,795	1,188	550	68.35	31.65
8	28	2017	2	18	1,737	9.76	122	17,795	1,170	567	67.36	32.64
10	20	2017	6	17	1,737	9.76	123	17,795	1,153	584	66.38	33.62
6	21	2017	4	17	1,736	9.76	124	17,795	1,112	624	64.06	35.94
8	31	2017	5	18	1,736	9.76	125	17,795	1,220	516	70.28	29.72
5	29	2017	2	13	1,735	9.75	126	17,795	623	1,112	35.91	64.09
7	9	2017	1	14	1,735	9.75	127	17,795	870	865	50.14	49.86
6	13	2017	3	17	1,733	9.74	128	17,795	1,124	609	64.86	35.14
7	21	2017	6	15	1,733	9.74	129	17,795	1,089	644	62.84	37.16
10	11	2017	4	17	1,732	9.73	130	17,795	1,138	594	65.70	34.30
7	19	2017	4	17	1,731	9.73	131	17,795	1,118	613	64.59	35.41
7	11	2017	3	17	1,730	9.72	132	17,795	1,113	617	64.34	35.66
5	10	2017	4	18	1,729	9.72	133	17,795	1,161	568	67.15	32.85
8	22	2017	3	17	1,728	9.71	134	17,795	1,111	617	64.29	35.71
8	29	2017	3	18	1,728	9.71	135	17,795	1,172	556	67.82	32.18
7	26	2017	4	17	1,727	9.70	136	17,795	1,170	557	67.75	32.25
8	12	2017	7	12	1,727	9.70	137	17,795	813	914	47.08	52.92
8	24	2017	5	17	1,727	9.70	138	17,795	1,144	583	66.24	33.76
11	17	2017	6	17	1,727	9.70	139	17,795	1,085	642	62.83	37.17
6	1	2017	5	17	1,726	9.70	140	17,795	1,099	627	63.67	36.33
9	15	2017	6	18	1,726	9.70	141	17,795	1,185	541	68.66	31.34
7	23	2017	1	16	1,725	9.69	142	17,795	790	935	45.80	54.20
8	3	2017	5	17	1,724	9.69	143	17,795	1,100	624	63.81	36.19
10	3	2017	3	18	1,724	9.69	144	17,795	1,162	562	67.40	32.60
6	27	2017	3	18	1,723	9.68	145	17,795	1,175	548	68.20	31.80
7	26	2017	4	18	1,722	9.68	146	17,795	1,180	542	68.52	31.48
7	23	2017	1	15	1,721	9.67	147	17,795	813	908	47.24	52.76
7	5	2017	4	16	1,720	9.67	148	17,795	930	790	54.07	45.93
6	15	2017	5	18	1,717	9.65	149	17,795	1,156	561	67.33	32.67
7	23	2017	1	13	1,717	9.65	150	17,795	784	933	45.66	54.34
5	25	2017	5	17	1,716	9.64	151	17,795	1,135	581	66.14	33.86
8	13	2017	1	15	1,716	9.64	152	17,795	779	937	45.40	54.60
8	9	2017	4	17	1,715	9.64	153	17,795	1,126	589	65.66	34.34
7	16	2017	1	15	1,712	9.62	154	17,795	795	917	46.44	53.56
7	22	2017	7	13	1,712	9.62	155	17,795	953	759	55.67	44.33
8	2	2017	4	17	1,712	9.62	156	17,795	1,153	559	67.35	32.65
7	8	2017	7	13	1,710	9.61	157	17,795	890	820	52.05	47.95
6	19	2017	2	18	1,708	9.60	158	17,795	1,151	557	67.39	32.61
6	23	2017	6	16	1,708	9.60	159	17,795	1,068	640	62.53	37.47
6	30	2017	6	19	1,708	9.60	160	17,795	1,243	465	72.78	27.22
7	24	2017	2	18	1,708	9.60	161	17,795	1,142	566	66.86	33.14
7	16	2017	1	16	1,706	9.59	162	17,795	790	916	46.31	53.69
5	4	2017	5	17	1,705	9.58	163	17,795	1,086	619	63.70	36.30
6	16	2017	6	16	1,705	9.58	164	17,795	1,067	638	62.58	37.42
7	12	2017	4	17	1,705	9.58	165	17,795	1,076	629	63.11	36.89
8	6	2017	1	14	1,705	9.58	166	17,795	805	900	47.21	52.79
10	3	2017	3	17	1,704	9.58	167	17,795	1,133	571	66.49	33.51
8	4	2017	6	16	1,703	9.57	168	17,795	1,107	596	65.00	35.00
8	14	2017	2	18	1,703	9.57	169	17,795	1,183	520	69.47	30.53



MO	DY	YR	DAY OF WK	HR	HR VOL	PERCENT OF AADT	HOUR NUMBER	AADT	EAST VOLUME	WEST VOLUME	PERCENT EAST IS OF TOTAL VOLUME	PERCENT WEST IS OF TOTAL VOLUME
6	9	2017	6	16	1,700	9.55	170	17,795	968	732	56.94	43.06
7	15	2017	7	14	1,700	9.55	171	17,795	973	727	57.24	42.76
8	16	2017	4	17	1,700	9.55	172	17,795	1,090	610	64.12	35.88
10	27	2017	6	16	1,700	9.55	173	17,795	1,008	692	59.29	40.71
7	23	2017	1	14	1,699	9.55	174	17,795	840	859	49.44	50.56
9	1	2017	6	14	1,698	9.54	175	17,795	988	710	58.19	41.81
5	12	2017	6	18	1,697	9.54	176	17,795	1,171	526	69.00	31.00
7	10	2017	2	18	1,697	9.54	177	17,795	1,177	520	69.36	30.64
8	6	2017	1	13	1,696	9.53	178	17,795	783	913	46.17	53.83
8	17	2017	5	17	1,696	9.53	179	17,795	1,093	603	64.45	35.55
5	23	2017	3	17	1,695	9.53	180	17,795	1,132	563	66.78	33.22
7	19	2017	4	18	1,695	9.53	181	17,795	1,120	575	66.08	33.92
9	2	2017	7	11	1,695	9.53	182	17,795	929	766	54.81	45.19
8	11	2017	6	16	1,694	9.52	183	17,795	1,082	612	63.87	36.13
6	22	2017	5	18	1,693	9.51	184	17,795	1,171	522	69.17	30.83
8	9	2017	4	18	1,693	9.51	185	17,795	1,169	524	69.05	30.95
8	11	2017	6	18	1,693	9.51	186	17,795	1,133	560	66.92	33.08
10	5	2017	5	18	1,693	9.51	187	17,795	1,124	569	66.39	33.61
6	18	2017	1	13	1,692	9.51	188	17,795	847	845	50.06	49.94
7	17	2017	2	17	1,692	9.51	189	17,795	1,079	613	63.77	36.23
5	10	2017	4	17	1,691	9.50	190	17,795	1,084	607	64.10	35.90
9	27	2017	4	18	1,691	9.50	191	17,795	1,184	507	70.02	29.98
5	18	2017	5	17	1,690	9.50	192	17,795	1,040	650	61.54	38.46
4	28	2017	6	18	1,689	9.49	193	17,795	1,136	553	67.26	32.74
6	2	2017	6	16	1,689	9.49	194	17,795	956	733	56.60	43.40
6	20	2017	3	17	1,689	9.49	195	17,795	1,079	610	63.88	36.12
7	2	2017	1	13	1,689	9.49	196	17,795	984	705	58.26	41.74
5	24	2017	4	18	1,688	9.49	197	17,795	1,175	513	69.61	30.39
5	26	2017	6	15	1,688	9.49	198	17,795	1,066	622	63.15	36.85
6	27	2017	3	17	1,688	9.49	199	17,795	1,093	595	64.75	35.25
7	6	2017	5	17	1,688	9.49	200	17,795	1,064	624	63.03	36.97



**AADT= 51,937      K 30 FACTOR= 10.28      K 100 FACTOR= 9.72      K 200 FACTOR= 9.40      D 30 FACTOR= 50.96**



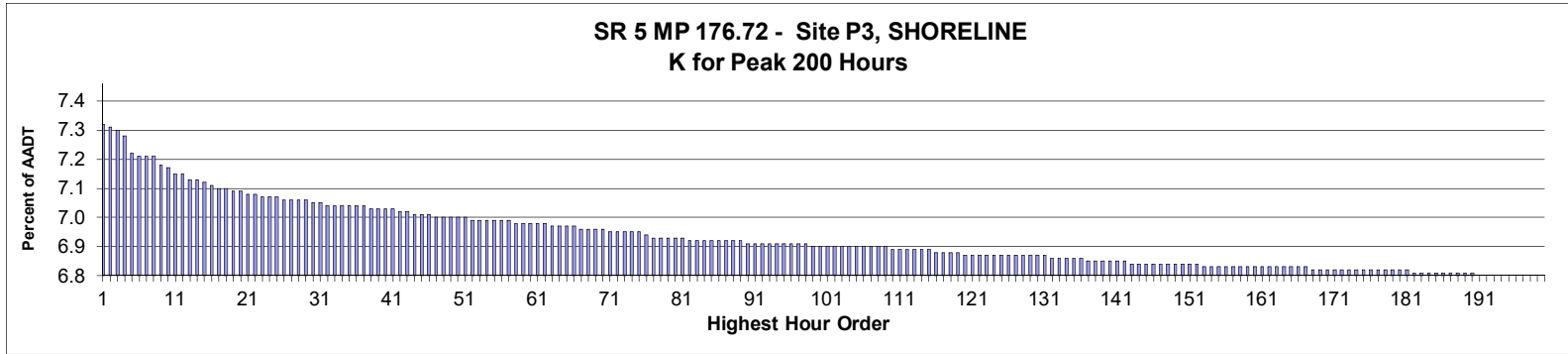
MO	DY	YR	DAY OF WK	HR	HR VOL	PERCENT OF AADT	HOUR NUMBER	AADT	EAST VOLUME	WEST VOLUME	PERCENT EAST IS OF TOTAL VOLUME	PERCENT WEST IS OF TOTAL VOLUME
9	29	2017	6	17	5,693	10.96	1	51,937	2,825	2,868	49.62	50.38
8	21	2017	2	17	5,640	10.86	2	51,937	2,279	3,361	40.41	59.59
10	20	2017	6	17	5,601	10.78	3	51,937	2,877	2,724	51.37	48.63
9	1	2017	6	17	5,577	10.74	4	51,937	2,623	2,954	47.03	52.97
9	15	2017	6	17	5,532	10.65	5	51,937	2,806	2,726	50.72	49.28
10	6	2017	6	17	5,527	10.64	6	51,937	2,763	2,764	49.99	50.01
10	13	2017	6	17	5,505	10.60	7	51,937	2,760	2,745	50.14	49.86
9	15	2017	6	16	5,490	10.57	8	51,937	2,746	2,744	50.02	49.98
9	15	2017	6	18	5,474	10.54	9	51,937	2,857	2,617	52.19	47.81
6	16	2017	6	17	5,461	10.51	10	51,937	2,698	2,763	49.40	50.60
10	27	2017	6	17	5,429	10.45	11	51,937	2,738	2,691	50.43	49.57
9	22	2017	6	18	5,427	10.45	12	51,937	2,878	2,549	53.03	46.97
6	30	2017	6	17	5,422	10.44	13	51,937	2,735	2,687	50.44	49.56
9	8	2017	6	17	5,408	10.41	14	51,937	2,624	2,784	48.52	51.48
6	9	2017	6	17	5,405	10.41	15	51,937	2,710	2,695	50.14	49.86
8	18	2017	6	16	5,405	10.41	16	51,937	2,661	2,744	49.23	50.77

MO	DY	YR	DAY OF WK	HR	HR VOL	PERCENT OF AADT	HOUR NUMBER	AADT	EAST VOLUME	WEST VOLUME	PERCENT EAST IS OF TOTAL VOLUME	PERCENT WEST IS OF TOTAL VOLUME
10	20	2017	6	16	5,404	10.40	17	51,937	2,697	2,707	49.91	50.09
10	27	2017	6	16	5,402	10.40	18	51,937	2,640	2,762	48.87	51.13
5	12	2017	6	17	5,401	10.40	19	51,937	2,685	2,716	49.71	50.29
9	22	2017	6	17	5,400	10.40	20	51,937	2,707	2,693	50.13	49.87
5	26	2017	6	16	5,397	10.39	21	51,937	2,471	2,926	45.78	54.22
10	13	2017	6	18	5,396	10.39	22	51,937	2,786	2,610	51.63	48.37
9	22	2017	6	16	5,380	10.36	23	51,937	2,719	2,661	50.54	49.46
9	1	2017	6	16	5,376	10.35	24	51,937	2,665	2,711	49.57	50.43
4	28	2017	6	17	5,372	10.34	25	51,937	2,744	2,628	51.08	48.92
10	20	2017	6	18	5,363	10.33	26	51,937	2,805	2,558	52.30	47.70
6	30	2017	6	16	5,356	10.31	27	51,937	2,559	2,797	47.78	52.22
7	14	2017	6	17	5,355	10.31	28	51,937	2,613	2,742	48.80	51.20
7	21	2017	6	18	5,350	10.30	29	51,937	2,651	2,699	49.55	50.45
11	3	2017	6	16	5,337	10.28	30	51,937	2,617	2,720	49.04	50.96
10	6	2017	6	18	5,328	10.26	31	51,937	2,646	2,682	49.66	50.34
11	3	2017	6	17	5,327	10.26	32	51,937	2,702	2,625	50.72	49.28
10	27	2017	6	18	5,318	10.24	33	51,937	2,669	2,649	50.19	49.81
7	21	2017	6	17	5,317	10.24	34	51,937	2,536	2,781	47.70	52.30
6	16	2017	6	16	5,316	10.24	35	51,937	2,467	2,849	46.41	53.59
5	19	2017	6	17	5,304	10.21	36	51,937	2,609	2,695	49.19	50.81
7	21	2017	6	16	5,304	10.21	37	51,937	2,506	2,798	47.25	52.75
9	29	2017	6	16	5,297	10.20	38	51,937	2,626	2,671	49.58	50.42
8	21	2017	2	16	5,286	10.18	39	51,937	1,980	3,306	37.46	62.54
5	25	2017	5	17	5,282	10.17	40	51,937	2,458	2,824	46.54	53.46
10	31	2017	3	17	5,278	10.16	41	51,937	2,562	2,716	48.54	51.46
8	25	2017	6	16	5,270	10.15	42	51,937	2,457	2,813	46.62	53.38
5	26	2017	6	17	5,268	10.14	43	51,937	2,681	2,587	50.89	49.11
6	2	2017	6	17	5,266	10.14	44	51,937	2,605	2,661	49.47	50.53
9	29	2017	6	18	5,260	10.13	45	51,937	2,713	2,547	51.58	48.42
11	22	2017	4	16	5,260	10.13	46	51,937	2,655	2,605	50.48	49.52
4	21	2017	6	17	5,258	10.12	47	51,937	2,612	2,646	49.68	50.32
6	2	2017	6	18	5,254	10.12	48	51,937	2,724	2,530	51.85	48.15
10	13	2017	6	16	5,252	10.11	49	51,937	2,619	2,633	49.87	50.13
10	5	2017	5	17	5,250	10.11	50	51,937	2,551	2,699	48.59	51.41
8	18	2017	6	17	5,247	10.10	51	51,937	2,638	2,609	50.28	49.72
8	22	2017	3	17	5,240	10.09	52	51,937	2,233	3,007	42.61	57.39
8	17	2017	5	17	5,236	10.08	53	51,937	2,631	2,605	50.25	49.75
5	5	2017	6	17	5,233	10.08	54	51,937	2,612	2,621	49.91	50.09
9	1	2017	6	18	5,232	10.07	55	51,937	2,639	2,593	50.44	49.56
7	21	2017	6	15	5,214	10.04	56	51,937	2,619	2,595	50.23	49.77
8	25	2017	6	17	5,214	10.04	57	51,937	2,452	2,762	47.03	52.97
6	9	2017	6	18	5,207	10.03	58	51,937	2,739	2,468	52.60	47.40
10	6	2017	6	16	5,206	10.02	59	51,937	2,473	2,733	47.50	52.50
4	28	2017	6	18	5,194	10.00	60	51,937	2,646	2,548	50.94	49.06
8	24	2017	5	17	5,194	10.00	61	51,937	2,477	2,717	47.69	52.31
3	31	2017	6	17	5,189	9.99	62	51,937	2,562	2,627	49.37	50.63
11	22	2017	4	17	5,185	9.98	63	51,937	2,720	2,465	52.46	47.54
4	14	2017	6	17	5,178	9.97	64	51,937	2,533	2,645	48.92	51.08
10	10	2017	3	17	5,160	9.94	65	51,937	2,596	2,564	50.31	49.69
9	8	2017	6	16	5,135	9.89	66	51,937	2,521	2,614	49.09	50.91
5	19	2017	6	18	5,133	9.88	67	51,937	2,568	2,565	50.03	49.97

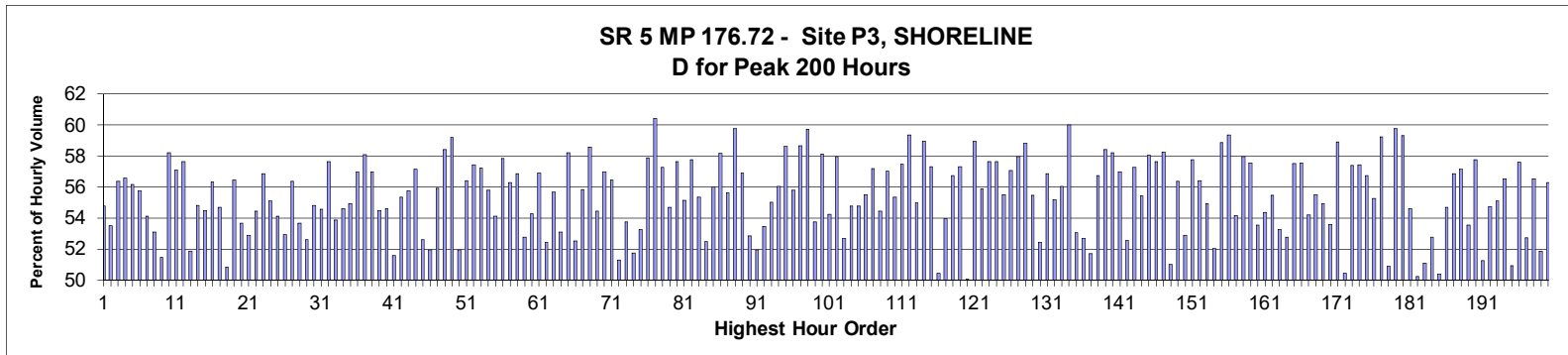
MO	DY	YR	DAY OF WK	HR	HR VOL	PERCENT OF AADT	HOUR NUMBER	AADT	EAST VOLUME	WEST VOLUME	PERCENT EAST IS OF TOTAL VOLUME	PERCENT WEST IS OF TOTAL VOLUME
6	9	2017	6	16	5,133	9.88	68	51,937	2,429	2,704	47.32	52.68
9	8	2017	6	18	5,126	9.87	69	51,937	2,576	2,550	50.25	49.75
6	15	2017	5	17	5,120	9.86	70	51,937	2,531	2,589	49.43	50.57
5	5	2017	6	16	5,119	9.86	71	51,937	2,493	2,626	48.70	51.30
10	12	2017	5	17	5,119	9.86	72	51,937	2,570	2,549	50.21	49.79
5	12	2017	6	18	5,117	9.85	73	51,937	2,557	2,560	49.97	50.03
8	18	2017	6	18	5,117	9.85	74	51,937	2,650	2,467	51.79	48.21
6	16	2017	6	18	5,115	9.85	75	51,937	2,474	2,641	48.37	51.63
5	25	2017	5	18	5,112	9.84	76	51,937	2,600	2,512	50.86	49.14
6	2	2017	6	16	5,107	9.83	77	51,937	2,426	2,681	47.50	52.50
6	29	2017	5	17	5,106	9.83	78	51,937	2,495	2,611	48.86	51.14
10	19	2017	5	17	5,100	9.82	79	51,937	2,461	2,639	48.25	51.75
9	21	2017	5	17	5,099	9.82	80	51,937	2,507	2,592	49.17	50.83
10	5	2017	5	18	5,099	9.82	81	51,937	2,582	2,517	50.64	49.36
6	30	2017	6	18	5,098	9.82	82	51,937	2,598	2,500	50.96	49.04
9	14	2017	5	17	5,092	9.80	83	51,937	2,409	2,683	47.31	52.69
11	17	2017	6	17	5,089	9.80	84	51,937	2,522	2,567	49.56	50.44
10	12	2017	5	18	5,086	9.79	85	51,937	2,605	2,481	51.22	48.78
7	13	2017	5	17	5,085	9.79	86	51,937	2,422	2,663	47.63	52.37
9	14	2017	5	18	5,084	9.79	87	51,937	2,587	2,497	50.89	49.11
10	26	2017	5	17	5,083	9.79	88	51,937	2,477	2,606	48.73	51.27
6	8	2017	5	17	5,082	9.78	89	51,937	2,496	2,586	49.11	50.89
6	23	2017	6	16	5,081	9.78	90	51,937	2,466	2,615	48.53	51.47
7	28	2017	6	17	5,077	9.78	91	51,937	2,461	2,616	48.47	51.53
4	27	2017	5	17	5,076	9.77	92	51,937	2,489	2,587	49.03	50.97
9	1	2017	6	15	5,070	9.76	93	51,937	2,459	2,611	48.50	51.50
3	31	2017	6	18	5,069	9.76	94	51,937	2,551	2,518	50.33	49.67
8	31	2017	5	17	5,068	9.76	95	51,937	2,461	2,607	48.56	51.44
7	20	2017	5	17	5,064	9.75	96	51,937	2,444	2,620	48.26	51.74
7	20	2017	5	18	5,064	9.75	97	51,937	2,525	2,539	49.86	50.14
10	26	2017	5	18	5,064	9.75	98	51,937	2,598	2,466	51.30	48.70
3	10	2017	6	17	5,057	9.74	99	51,937	2,481	2,576	49.06	50.94
9	12	2017	3	17	5,050	9.72	100	51,937	2,460	2,590	48.71	51.29
11	3	2017	6	18	5,048	9.72	101	51,937	2,538	2,510	50.28	49.72
5	19	2017	6	16	5,047	9.72	102	51,937	2,466	2,581	48.86	51.14
3	24	2017	6	17	5,042	9.71	103	51,937	2,496	2,546	49.50	50.50
4	28	2017	6	16	5,039	9.70	104	51,937	2,488	2,551	49.37	50.63
7	10	2017	2	17	5,038	9.70	105	51,937	2,476	2,562	49.15	50.85
9	18	2017	2	17	5,038	9.70	106	51,937	2,554	2,484	50.69	49.31
8	22	2017	3	18	5,035	9.69	107	51,937	2,348	2,687	46.63	53.37
11	2	2017	5	17	5,034	9.69	108	51,937	2,397	2,637	47.62	52.38
10	25	2017	4	17	5,033	9.69	109	51,937	2,447	2,586	48.62	51.38
6	23	2017	6	18	5,030	9.68	110	51,937	2,565	2,465	50.99	49.01
12	8	2017	6	17	5,029	9.68	111	51,937	2,382	2,647	47.37	52.63
10	16	2017	2	18	5,028	9.68	112	51,937	2,597	2,431	51.65	48.35
2	24	2017	6	17	5,027	9.68	113	51,937	2,503	2,524	49.79	50.21
7	14	2017	6	18	5,017	9.66	114	51,937	2,559	2,458	51.01	48.99
9	13	2017	4	17	5,017	9.66	115	51,937	2,461	2,556	49.05	50.95
9	26	2017	3	17	5,015	9.66	116	51,937	2,511	2,504	50.07	49.93
9	27	2017	4	17	5,012	9.65	117	51,937	2,447	2,565	48.82	51.18
11	22	2017	4	15	5,011	9.65	118	51,937	2,641	2,370	52.70	47.30

MO	DY	YR	DAY OF WK	HR	HR VOL	PERCENT OF AADT	HOUR NUMBER	AADT	EAST VOLUME	WEST VOLUME	PERCENT EAST IS OF TOTAL VOLUME	PERCENT WEST IS OF TOTAL VOLUME
7	7	2017	6	16	5,008	9.64	119	51,937	2,429	2,579	48.50	51.50
6	6	2017	3	17	5,005	9.64	120	51,937	2,432	2,573	48.59	51.41
7	27	2017	5	17	4,996	9.62	121	51,937	2,455	2,541	49.14	50.86
11	1	2017	4	18	4,996	9.62	122	51,937	2,514	2,482	50.32	49.68
9	7	2017	5	18	4,995	9.62	123	51,937	2,557	2,438	51.19	48.81
6	30	2017	6	15	4,994	9.62	124	51,937	2,379	2,615	47.64	52.36
8	25	2017	6	18	4,994	9.62	125	51,937	2,519	2,475	50.44	49.56
9	5	2017	3	17	4,993	9.61	126	51,937	2,456	2,537	49.19	50.81
9	19	2017	3	17	4,993	9.61	127	51,937	2,490	2,503	49.87	50.13
9	28	2017	5	18	4,993	9.61	128	51,937	2,507	2,486	50.21	49.79
6	1	2017	5	17	4,992	9.61	129	51,937	2,382	2,610	47.72	52.28
4	21	2017	6	18	4,991	9.61	130	51,937	2,469	2,522	49.47	50.53
5	4	2017	5	17	4,991	9.61	131	51,937	2,372	2,619	47.53	52.47
10	30	2017	2	18	4,991	9.61	132	51,937	2,507	2,484	50.23	49.77
8	22	2017	3	16	4,990	9.61	133	51,937	2,041	2,949	40.90	59.10
8	31	2017	5	18	4,990	9.61	134	51,937	2,537	2,453	50.84	49.16
4	20	2017	5	17	4,989	9.61	135	51,937	2,436	2,553	48.83	51.17
10	3	2017	3	17	4,989	9.61	136	51,937	2,391	2,598	47.93	52.07
10	16	2017	2	17	4,988	9.60	137	51,937	2,432	2,556	48.76	51.24
10	18	2017	4	18	4,988	9.60	138	51,937	2,485	2,503	49.82	50.18
6	23	2017	6	17	4,985	9.60	139	51,937	2,623	2,362	52.62	47.38
12	14	2017	5	17	4,984	9.60	140	51,937	2,374	2,610	47.63	52.37
4	14	2017	6	18	4,983	9.59	141	51,937	2,597	2,386	52.12	47.88
8	23	2017	4	17	4,981	9.59	142	51,937	2,282	2,699	45.81	54.19
11	9	2017	5	17	4,980	9.59	143	51,937	2,570	2,410	51.61	48.39
5	12	2017	6	16	4,973	9.58	144	51,937	2,405	2,568	48.36	51.64
7	7	2017	6	17	4,973	9.58	145	51,937	2,541	2,432	51.10	48.90
10	24	2017	3	17	4,973	9.58	146	51,937	2,473	2,500	49.73	50.27
6	7	2017	4	17	4,971	9.57	147	51,937	2,387	2,584	48.02	51.98
4	14	2017	6	16	4,969	9.57	148	51,937	2,464	2,505	49.59	50.41
4	20	2017	5	18	4,968	9.57	149	51,937	2,398	2,570	48.27	51.73
5	5	2017	6	18	4,966	9.56	150	51,937	2,543	2,423	51.21	48.79
8	23	2017	4	18	4,959	9.55	151	51,937	2,395	2,564	48.30	51.70
9	19	2017	3	18	4,959	9.55	152	51,937	2,526	2,433	50.94	49.06
2	17	2017	6	17	4,958	9.55	153	51,937	2,460	2,498	49.62	50.38
5	18	2017	5	17	4,958	9.55	154	51,937	2,404	2,554	48.49	51.51
12	1	2017	6	17	4,958	9.55	155	51,937	2,392	2,566	48.25	51.75
9	21	2017	5	18	4,954	9.54	156	51,937	2,489	2,465	50.24	49.76
10	19	2017	5	18	4,953	9.54	157	51,937	2,519	2,434	50.86	49.14
9	7	2017	5	17	4,949	9.53	158	51,937	2,397	2,552	48.43	51.57
10	2	2017	2	17	4,947	9.53	159	51,937	2,472	2,475	49.97	50.03
7	28	2017	6	16	4,946	9.52	160	51,937	2,452	2,494	49.58	50.42
8	11	2017	6	17	4,945	9.52	161	51,937	2,425	2,520	49.04	50.96
10	11	2017	4	17	4,943	9.52	162	51,937	2,435	2,508	49.26	50.74
8	4	2017	6	17	4,939	9.51	163	51,937	2,462	2,477	49.85	50.15
8	18	2017	6	15	4,935	9.50	164	51,937	2,465	2,470	49.95	50.05
12	21	2017	5	17	4,935	9.50	165	51,937	2,437	2,498	49.38	50.62
11	6	2017	2	17	4,931	9.49	166	51,937	2,322	2,609	47.09	52.91
7	6	2017	5	18	4,928	9.49	167	51,937	2,367	2,561	48.03	51.97
4	21	2017	6	16	4,926	9.48	168	51,937	2,422	2,504	49.17	50.83
9	13	2017	4	18	4,924	9.48	169	51,937	2,481	2,443	50.39	49.61

MO	DY	YR	DAY OF WK	HR	HR VOL	PERCENT OF AADT	HOUR NUMBER	AADT	EAST VOLUME	WEST VOLUME	PERCENT EAST IS OF TOTAL VOLUME	PERCENT WEST IS OF TOTAL VOLUME
6	8	2017	5	18	4,922	9.48	170	51,937	2,409	2,513	48.94	51.06
10	25	2017	4	18	4,922	9.48	171	51,937	2,437	2,485	49.51	50.49
6	5	2017	2	17	4,921	9.47	172	51,937	2,373	2,548	48.22	51.78
12	1	2017	6	16	4,921	9.47	173	51,937	2,315	2,606	47.04	52.96
11	17	2017	6	16	4,920	9.47	174	51,937	2,330	2,590	47.36	52.64
11	30	2017	5	17	4,919	9.47	175	51,937	2,369	2,550	48.16	51.84
7	5	2017	4	17	4,917	9.47	176	51,937	2,323	2,594	47.24	52.76
8	4	2017	6	16	4,916	9.47	177	51,937	2,367	2,549	48.15	51.85
3	24	2017	6	18	4,909	9.45	178	51,937	2,460	2,449	50.11	49.89
8	4	2017	6	18	4,909	9.45	179	51,937	2,548	2,361	51.90	48.10
6	27	2017	3	18	4,907	9.45	180	51,937	2,460	2,447	50.13	49.87
12	15	2017	6	17	4,907	9.45	181	51,937	2,409	2,498	49.09	50.91
6	15	2017	5	18	4,906	9.45	182	51,937	2,468	2,438	50.31	49.69
9	28	2017	5	17	4,906	9.45	183	51,937	2,401	2,505	48.94	51.06
12	8	2017	6	16	4,905	9.44	184	51,937	2,334	2,571	47.58	52.42
4	13	2017	5	17	4,904	9.44	185	51,937	2,371	2,533	48.35	51.65
6	13	2017	3	17	4,904	9.44	186	51,937	2,295	2,609	46.80	53.20
8	11	2017	6	16	4,904	9.44	187	51,937	2,351	2,553	47.94	52.06
3	10	2017	6	18	4,899	9.43	188	51,937	2,461	2,438	50.23	49.77
8	30	2017	4	17	4,899	9.43	189	51,937	2,380	2,519	48.58	51.42
9	6	2017	4	18	4,897	9.43	190	51,937	2,421	2,476	49.44	50.56
9	25	2017	2	17	4,897	9.43	191	51,937	2,371	2,526	48.42	51.58
4	17	2017	2	17	4,896	9.43	192	51,937	2,323	2,573	47.45	52.55
7	28	2017	6	18	4,888	9.41	193	51,937	2,538	2,350	51.92	48.08
9	6	2017	4	17	4,887	9.41	194	51,937	2,424	2,463	49.60	50.40
9	5	2017	3	18	4,886	9.41	195	51,937	2,456	2,430	50.27	49.73
10	17	2017	3	17	4,886	9.41	196	51,937	2,414	2,472	49.41	50.59
5	26	2017	6	18	4,885	9.41	197	51,937	2,546	2,339	52.12	47.88
7	14	2017	6	16	4,884	9.40	198	51,937	2,331	2,553	47.73	52.27
10	18	2017	4	17	4,884	9.40	199	51,937	2,420	2,464	49.55	50.45
8	17	2017	5	18	4,882	9.40	200	51,937	2,484	2,398	50.88	49.12



**AADT= 189,558      K 30 FACTOR= 7.09      K 100 FACTOR= 6.94      K 200 FACTOR= 6.84      D 30 FACTOR= 54.82**



MO	DY	YR	DAY OF WK	HR	HR VOL	PERCENT OF AADT	HOUR NUMBER	AADT	NORTH VOLUME	SOUTH VOLUME	PERCENT NORTH IS OF TOTAL VOLUME	PERCENT SOUTH IS OF TOTAL VOLUME
1	28	2017	7	16	13,947	7.36	1	189,558	7,637	6,310	54.76	45.24
4	1	2017	7	15	13,924	7.35	2	189,558	7,450	6,474	53.50	46.50
1	16	2017	2	16	13,919	7.34	3	189,558	7,847	6,072	56.38	43.62
10	14	2017	7	15	13,868	7.32	4	189,558	7,846	6,022	56.58	43.42
5	5	2017	6	17	13,769	7.26	5	189,558	7,732	6,037	56.16	43.84
6	11	2017	1	17	13,750	7.25	6	189,558	7,668	6,082	55.77	44.23
3	31	2017	6	18	13,746	7.25	7	189,558	7,440	6,306	54.12	45.88
9	30	2017	7	15	13,735	7.25	8	189,558	7,293	6,442	53.10	46.90
5	20	2017	7	17	13,686	7.22	9	189,558	7,040	6,646	51.44	48.56
4	4	2017	3	18	13,668	7.21	10	189,558	7,958	5,710	58.22	41.78
7	3	2017	2	15	13,632	7.19	11	189,558	7,787	5,845	57.12	42.88
5	5	2017	6	15	13,625	7.19	12	189,558	7,854	5,771	57.64	42.36
11	18	2017	7	17	13,595	7.17	13	189,558	7,050	6,545	51.86	48.14
1	28	2017	7	15	13,584	7.17	14	189,558	7,447	6,137	54.82	45.18
5	13	2017	7	16	13,574	7.16	15	189,558	7,394	6,180	54.47	45.53
4	14	2017	6	15	13,552	7.15	16	189,558	7,631	5,921	56.31	43.69

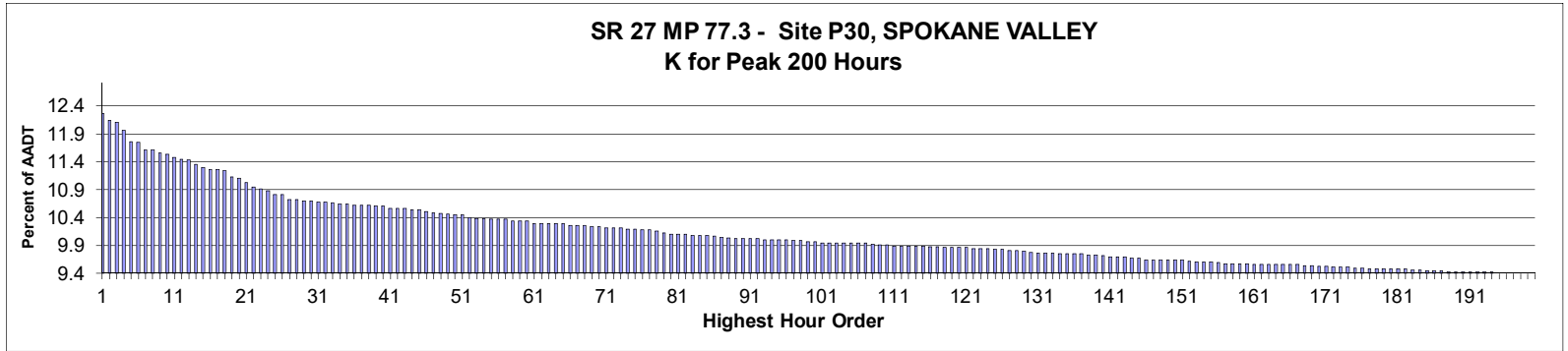
MO	DY	YR	DAY OF WK	HR	HR VOL	PERCENT OF AADT	HOUR NUMBER	AADT	NORTH VOLUME	SOUTH VOLUME	PERCENT NORTH IS OF TOTAL VOLUME	PERCENT SOUTH IS OF TOTAL VOLUME
9	23	2017	7	17	13,543	7.14	17	189,558	7,405	6,138	54.68	45.32
5	20	2017	7	15	13,527	7.14	18	189,558	6,878	6,649	50.85	49.15
2	24	2017	6	18	13,512	7.13	19	189,558	7,630	5,882	56.47	43.53
4	1	2017	7	16	13,509	7.13	20	189,558	7,250	6,259	53.67	46.33
9	16	2017	7	15	13,505	7.12	21	189,558	7,141	6,364	52.88	47.12
5	5	2017	6	18	13,502	7.12	22	189,558	7,353	6,149	54.46	45.54
4	6	2017	5	18	13,486	7.11	23	189,558	7,671	5,815	56.88	43.12
4	11	2017	3	18	13,486	7.11	24	189,558	7,430	6,056	55.09	44.91
4	14	2017	6	16	13,473	7.11	25	189,558	7,290	6,183	54.11	45.89
3	31	2017	6	17	13,465	7.10	26	189,558	7,126	6,339	52.92	47.08
8	14	2017	2	18	13,465	7.10	27	189,558	7,589	5,876	56.36	43.64
2	25	2017	7	17	13,462	7.10	28	189,558	7,225	6,237	53.67	46.33
8	26	2017	7	15	13,457	7.10	29	189,558	7,077	6,380	52.59	47.41
2	25	2017	7	16	13,432	7.09	30	189,558	7,364	6,068	54.82	45.18
12	16	2017	7	15	13,431	7.09	31	189,558	7,331	6,100	54.58	45.42
3	10	2017	6	15	13,424	7.08	32	189,558	7,735	5,689	57.62	42.38
4	8	2017	7	15	13,421	7.08	33	189,558	7,231	6,190	53.88	46.12
9	23	2017	7	16	13,421	7.08	34	189,558	7,326	6,095	54.59	45.41
11	18	2017	7	15	13,421	7.08	35	189,558	7,373	6,048	54.94	45.06
5	5	2017	6	16	13,418	7.08	36	189,558	7,646	5,772	56.98	43.02
1	20	2017	6	16	13,416	7.08	37	189,558	7,793	5,623	58.09	41.91
12	15	2017	6	15	13,403	7.07	38	189,558	7,636	5,767	56.97	43.03
11	18	2017	7	16	13,401	7.07	39	189,558	7,299	6,102	54.47	45.53
5	31	2017	4	18	13,399	7.07	40	189,558	7,316	6,083	54.60	45.40
10	15	2017	1	15	13,397	7.07	41	189,558	6,911	6,486	51.59	48.41
3	31	2017	6	15	13,383	7.06	42	189,558	7,409	5,974	55.36	44.64
3	31	2017	6	16	13,374	7.06	43	189,558	7,454	5,920	55.74	44.26
3	28	2017	3	18	13,370	7.05	44	189,558	7,640	5,730	57.14	42.86
2	11	2017	7	16	13,367	7.05	45	189,558	7,033	6,334	52.61	47.39
9	16	2017	7	16	13,356	7.05	46	189,558	6,936	6,420	51.93	48.07
9	25	2017	2	18	13,343	7.04	47	189,558	7,462	5,881	55.92	44.08
11	10	2017	6	15	13,343	7.04	48	189,558	7,796	5,547	58.43	41.57
1	6	2017	6	15	13,342	7.04	49	189,558	7,897	5,445	59.19	40.81
10	14	2017	7	17	13,341	7.04	50	189,558	6,931	6,410	51.95	48.05
6	9	2017	6	15	13,339	7.04	51	189,558	7,526	5,813	56.42	43.58
9	22	2017	6	18	13,333	7.03	52	189,558	7,657	5,676	57.43	42.57
7	3	2017	2	16	13,331	7.03	53	189,558	7,626	5,705	57.21	42.79
5	13	2017	7	15	13,328	7.03	54	189,558	7,439	5,889	55.81	44.19
9	23	2017	7	18	13,326	7.03	55	189,558	7,210	6,116	54.10	45.90
3	20	2017	2	18	13,321	7.03	56	189,558	7,707	5,614	57.86	42.14
8	18	2017	6	17	13,321	7.03	57	189,558	7,499	5,822	56.29	43.71
10	13	2017	6	18	13,314	7.02	58	189,558	7,568	5,746	56.84	43.16
1	28	2017	7	17	13,313	7.02	59	189,558	7,024	6,289	52.76	47.24
5	16	2017	3	18	13,312	7.02	60	189,558	7,226	6,086	54.28	45.72
5	6	2017	7	15	13,304	7.02	61	189,558	7,568	5,736	56.89	43.11
2	11	2017	7	17	13,299	7.02	62	189,558	6,976	6,323	52.46	47.54
10	28	2017	7	17	13,297	7.01	63	189,558	7,401	5,896	55.66	44.34
5	13	2017	7	17	13,294	7.01	64	189,558	7,058	6,236	53.09	46.91
1	20	2017	6	15	13,287	7.01	65	189,558	7,733	5,554	58.20	41.80
12	16	2017	7	17	13,286	7.01	66	189,558	6,979	6,307	52.53	47.47
6	17	2017	7	15	13,276	7.00	67	189,558	7,413	5,863	55.84	44.16



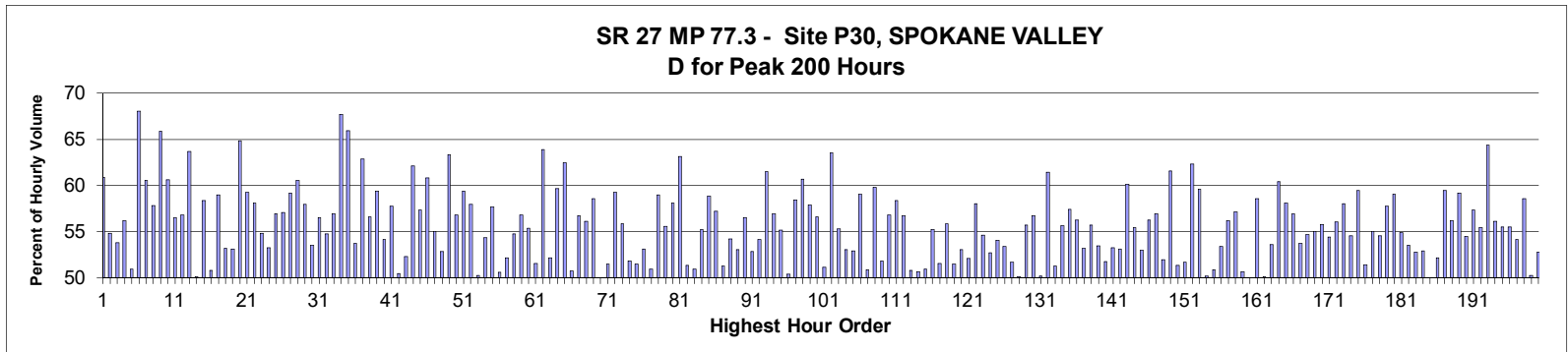
MO	DY	YR	DAY OF WK	HR	HR VOL	PERCENT OF AADT	HOUR NUMBER	AADT	NORTH VOLUME	SOUTH VOLUME	PERCENT NORTH IS OF TOTAL VOLUME	PERCENT SOUTH IS OF TOTAL VOLUME
4	4	2017	3	15	13,271	7.00	68	189,558	7,773	5,498	58.57	41.43
3	25	2017	7	15	13,268	7.00	69	189,558	7,224	6,044	54.45	45.55
3	10	2017	6	18	13,262	7.00	70	189,558	7,555	5,707	56.97	43.03
3	11	2017	7	15	13,259	6.99	71	189,558	7,483	5,776	56.44	43.56
9	16	2017	7	17	13,250	6.99	72	189,558	6,796	6,454	51.29	48.71
4	2	2017	1	17	13,248	6.99	73	189,558	7,120	6,128	53.74	46.26
1	29	2017	1	16	13,247	6.99	74	189,558	6,855	6,392	51.75	48.25
5	17	2017	4	18	13,244	6.99	75	189,558	7,055	6,189	53.27	46.73
3	16	2017	5	15	13,238	6.98	76	189,558	7,662	5,576	57.88	42.12
3	20	2017	2	16	13,214	6.97	77	189,558	7,987	5,227	60.44	39.56
6	13	2017	3	15	13,211	6.97	78	189,558	7,565	5,646	57.26	42.74
8	9	2017	4	17	13,207	6.97	79	189,558	7,226	5,981	54.71	45.29
1	20	2017	6	17	13,205	6.97	80	189,558	7,610	5,595	57.63	42.37
4	16	2017	1	15	13,203	6.97	81	189,558	7,279	5,924	55.13	44.87
4	11	2017	3	15	13,200	6.96	82	189,558	7,624	5,576	57.76	42.24
7	18	2017	3	17	13,199	6.96	83	189,558	7,307	5,892	55.36	44.64
4	2	2017	1	16	13,198	6.96	84	189,558	6,928	6,270	52.49	47.51
4	14	2017	6	14	13,194	6.96	85	189,558	7,390	5,804	56.01	43.99
1	13	2017	6	15	13,191	6.96	86	189,558	7,676	5,515	58.19	41.81
6	17	2017	7	16	13,191	6.96	87	189,558	7,338	5,853	55.63	44.37
3	27	2017	2	18	13,186	6.96	88	189,558	7,880	5,306	59.76	40.24
10	23	2017	2	18	13,186	6.96	89	189,558	7,504	5,682	56.91	43.09
1	28	2017	7	13	13,178	6.95	90	189,558	6,216	6,962	47.17	52.83
5	14	2017	1	15	13,177	6.95	91	189,558	6,846	6,331	51.95	48.05
12	16	2017	7	16	13,174	6.95	92	189,558	7,044	6,130	53.47	46.53
5	6	2017	7	16	13,173	6.95	93	189,558	7,247	5,926	55.01	44.99
2	24	2017	6	17	13,170	6.95	94	189,558	7,382	5,788	56.05	43.95
5	17	2017	4	16	13,167	6.95	95	189,558	7,721	5,446	58.64	41.36
7	17	2017	2	18	13,167	6.95	96	189,558	7,344	5,823	55.78	44.22
12	26	2017	3	16	13,166	6.95	97	189,558	7,725	5,441	58.67	41.33
1	26	2017	5	16	13,165	6.95	98	189,558	7,861	5,304	59.71	40.29
11	11	2017	7	16	13,163	6.94	99	189,558	7,078	6,085	53.77	46.23
11	17	2017	6	15	13,162	6.94	100	189,558	7,652	5,510	58.14	41.86
2	25	2017	7	15	13,159	6.94	101	189,558	7,138	6,021	54.24	45.76
12	27	2017	4	15	13,159	6.94	102	189,558	7,626	5,533	57.95	42.05
2	11	2017	7	14	13,155	6.94	103	189,558	6,223	6,932	47.31	52.69
6	28	2017	4	18	13,155	6.94	104	189,558	7,205	5,950	54.77	45.23
5	21	2017	1	17	13,154	6.94	105	189,558	7,207	5,947	54.79	45.21
1	16	2017	2	15	13,153	6.94	106	189,558	7,300	5,853	55.50	44.50
10	9	2017	2	18	13,153	6.94	107	189,558	7,519	5,634	57.17	42.83
10	14	2017	7	16	13,152	6.94	108	189,558	7,161	5,991	54.45	45.55
4	3	2017	2	18	13,151	6.94	109	189,558	7,501	5,650	57.04	42.96
8	9	2017	4	18	13,142	6.93	110	189,558	7,276	5,866	55.36	44.64
2	14	2017	3	16	13,139	6.93	111	189,558	7,554	5,585	57.49	42.51
3	20	2017	2	15	13,139	6.93	112	189,558	7,800	5,339	59.37	40.63
10	13	2017	6	16	13,132	6.93	113	189,558	7,220	5,912	54.98	45.02
10	20	2017	6	15	13,132	6.93	114	189,558	7,739	5,393	58.93	41.07
6	20	2017	3	15	13,131	6.93	115	189,558	7,525	5,606	57.31	42.69
10	1	2017	1	15	13,123	6.92	116	189,558	6,503	6,620	49.55	50.45
4	15	2017	7	15	13,119	6.92	117	189,558	7,076	6,043	53.94	46.06
2	10	2017	6	15	13,110	6.92	118	189,558	7,439	5,671	56.74	43.26

MO	DY	YR	DAY OF WK	HR	HR VOL	PERCENT OF AADT	HOUR NUMBER	AADT	NORTH VOLUME	SOUTH VOLUME	PERCENT NORTH IS OF TOTAL VOLUME	PERCENT SOUTH IS OF TOTAL VOLUME
11	10	2017	6	16	13,110	6.92	119	189,558	7,512	5,598	57.30	42.70
3	25	2017	7	18	13,105	6.91	120	189,558	6,563	6,542	50.08	49.92
12	28	2017	5	15	13,103	6.91	121	189,558	7,723	5,380	58.94	41.06
6	19	2017	2	18	13,102	6.91	122	189,558	7,320	5,782	55.87	44.13
7	5	2017	4	17	13,102	6.91	123	189,558	7,553	5,549	57.65	42.35
8	14	2017	2	15	13,100	6.91	124	189,558	7,550	5,550	57.63	42.37
10	28	2017	7	18	13,099	6.91	125	189,558	7,274	5,825	55.53	44.47
5	19	2017	6	15	13,096	6.91	126	189,558	7,474	5,622	57.07	42.93
8	24	2017	5	15	13,095	6.91	127	189,558	7,588	5,507	57.95	42.05
4	24	2017	2	16	13,094	6.91	128	189,558	7,705	5,389	58.84	41.16
7	3	2017	2	17	13,094	6.91	129	189,558	7,265	5,829	55.48	44.52
4	8	2017	7	17	13,093	6.91	130	189,558	6,869	6,224	52.46	47.54
2	10	2017	6	17	13,092	6.91	131	189,558	7,446	5,646	56.87	43.13
9	29	2017	6	18	13,085	6.90	132	189,558	7,219	5,866	55.17	44.83
9	22	2017	6	17	13,080	6.90	133	189,558	7,332	5,748	56.06	43.94
1	30	2017	2	16	13,079	6.90	134	189,558	7,851	5,228	60.03	39.97
2	11	2017	7	15	13,078	6.90	135	189,558	6,936	6,142	53.04	46.96
4	8	2017	7	16	13,077	6.90	136	189,558	6,890	6,187	52.69	47.31
4	1	2017	7	14	13,067	6.89	137	189,558	6,309	6,758	48.28	51.72
10	6	2017	6	18	13,066	6.89	138	189,558	7,414	5,652	56.74	43.26
2	28	2017	3	17	13,064	6.89	139	189,558	7,633	5,431	58.43	41.57
5	1	2017	2	17	13,059	6.89	140	189,558	7,601	5,458	58.21	41.79
11	17	2017	6	16	13,058	6.89	141	189,558	7,440	5,618	56.98	43.02
6	21	2017	4	18	13,057	6.89	142	189,558	6,861	6,196	52.55	47.45
4	6	2017	5	15	13,051	6.88	143	189,558	7,476	5,575	57.28	42.72
4	24	2017	2	18	13,051	6.88	144	189,558	7,236	5,815	55.44	44.56
9	8	2017	6	15	13,049	6.88	145	189,558	7,576	5,473	58.06	41.94
4	13	2017	5	15	13,048	6.88	146	189,558	7,520	5,528	57.63	42.37
3	23	2017	5	15	13,046	6.88	147	189,558	7,598	5,448	58.24	41.76
10	14	2017	7	18	13,046	6.88	148	189,558	6,656	6,390	51.02	48.98
12	15	2017	6	16	13,039	6.88	149	189,558	7,351	5,688	56.38	43.62
4	1	2017	7	17	13,037	6.88	150	189,558	6,898	6,139	52.91	47.09
5	8	2017	2	15	13,037	6.88	151	189,558	7,532	5,505	57.77	42.23
11	10	2017	6	17	13,036	6.88	152	189,558	7,351	5,685	56.39	43.61
7	8	2017	7	15	13,032	6.87	153	189,558	7,161	5,871	54.95	45.05
12	9	2017	7	17	13,032	6.87	154	189,558	6,779	6,253	52.02	47.98
4	25	2017	3	16	13,031	6.87	155	189,558	7,672	5,359	58.87	41.13
12	22	2017	6	15	13,031	6.87	156	189,558	7,733	5,298	59.34	40.66
7	22	2017	7	15	13,029	6.87	157	189,558	7,055	5,974	54.15	45.85
10	20	2017	6	16	13,029	6.87	158	189,558	7,554	5,475	57.98	42.02
5	17	2017	4	15	13,026	6.87	159	189,558	7,496	5,530	57.55	42.45
1	28	2017	7	12	13,025	6.87	160	189,558	6,052	6,973	46.46	53.54
9	23	2017	7	15	13,024	6.87	161	189,558	7,081	5,943	54.37	45.63
7	24	2017	2	18	13,019	6.87	162	189,558	7,219	5,800	55.45	44.55
8	26	2017	7	16	13,018	6.87	163	189,558	6,934	6,084	53.26	46.74
5	14	2017	1	14	13,017	6.87	164	189,558	6,148	6,869	47.23	52.77
3	30	2017	5	15	13,015	6.87	165	189,558	7,486	5,529	57.52	42.48
1	13	2017	6	16	13,014	6.87	166	189,558	7,492	5,522	57.57	42.43
4	28	2017	6	17	13,014	6.87	167	189,558	7,053	5,961	54.20	45.80
11	17	2017	6	17	13,013	6.86	168	189,558	7,224	5,789	55.51	44.49
9	6	2017	4	18	13,012	6.86	169	189,558	7,148	5,864	54.93	45.07

MO	DY	YR	DAY OF WK	HR	HR VOL	PERCENT OF AADT	HOUR NUMBER	AADT	NORTH VOLUME	SOUTH VOLUME	PERCENT NORTH IS OF TOTAL VOLUME	PERCENT SOUTH IS OF TOTAL VOLUME
9	9	2017	7	14	13,012	6.86	170	189,558	6,037	6,975	46.40	53.60
9	7	2017	5	15	13,009	6.86	171	189,558	7,665	5,344	58.92	41.08
4	29	2017	7	17	13,007	6.86	172	189,558	6,558	6,449	50.42	49.58
2	24	2017	6	15	13,003	6.86	173	189,558	7,461	5,542	57.38	42.62
5	12	2017	6	15	13,003	6.86	174	189,558	7,467	5,536	57.43	42.57
6	9	2017	6	14	13,002	6.86	175	189,558	7,376	5,626	56.73	43.27
1	21	2017	7	17	13,001	6.86	176	189,558	7,187	5,814	55.28	44.72
4	3	2017	2	15	13,001	6.86	177	189,558	7,702	5,299	59.24	40.76
3	19	2017	1	15	13,000	6.86	178	189,558	6,617	6,383	50.90	49.10
8	21	2017	2	17	12,999	6.86	179	189,558	7,768	5,231	59.76	40.24
1	11	2017	4	16	12,997	6.86	180	189,558	7,708	5,289	59.31	40.69
4	18	2017	3	18	12,997	6.86	181	189,558	7,099	5,898	54.62	45.38
2	11	2017	7	18	12,994	6.85	182	189,558	6,526	6,468	50.22	49.78
5	14	2017	1	16	12,993	6.85	183	189,558	6,637	6,356	51.08	48.92
6	18	2017	1	17	12,992	6.85	184	189,558	6,854	6,138	52.76	47.24
5	21	2017	1	15	12,990	6.85	185	189,558	6,544	6,446	50.38	49.62
4	25	2017	3	18	12,989	6.85	186	189,558	7,106	5,883	54.71	45.29
10	29	2017	1	18	12,979	6.85	187	189,558	7,383	5,596	56.88	43.12
4	7	2017	6	15	12,978	6.85	188	189,558	7,414	5,564	57.13	42.87
6	4	2017	1	17	12,977	6.85	189	189,558	6,951	6,026	53.56	46.44
6	19	2017	2	15	12,976	6.85	190	189,558	7,498	5,478	57.78	42.22
5	20	2017	7	16	12,973	6.84	191	189,558	6,648	6,325	51.24	48.76
3	11	2017	7	16	12,972	6.84	192	189,558	7,099	5,873	54.73	45.27
4	28	2017	6	18	12,971	6.84	193	189,558	7,146	5,825	55.09	44.91
7	31	2017	2	17	12,971	6.84	194	189,558	7,331	5,640	56.52	43.48
9	9	2017	7	15	12,967	6.84	195	189,558	6,602	6,365	50.91	49.09
2	10	2017	6	16	12,965	6.84	196	189,558	7,466	5,499	57.59	42.41
7	15	2017	7	15	12,965	6.84	197	189,558	6,834	6,131	52.71	47.29
1	27	2017	6	18	12,964	6.84	198	189,558	7,330	5,634	56.54	43.46
4	29	2017	7	16	12,964	6.84	199	189,558	6,726	6,238	51.88	48.12
6	11	2017	1	18	12,961	6.84	200	189,558	7,297	5,664	56.30	43.70



**AADT= 6,301      K 30 FACTOR= 10.68      K 100 FACTOR= 9.95      K 200 FACTOR= 9.38      D 30 FACTOR= 53.49**



MO	DY	YR	DAY OF WK	HR	HR VOL	PERCENT OF AADT	HOUR NUMBER	AADT	NORTH VOLUME	SOUTH VOLUME	PERCENT NORTH IS OF TOTAL VOLUME	PERCENT SOUTH IS OF TOTAL VOLUME
9	22	2017	6	18	772	12.25	1	6,301	302	470	39.12	60.88
9	1	2017	6	16	764	12.13	2	6,301	345	419	45.16	54.84
9	23	2017	7	14	762	12.09	3	6,301	410	352	53.81	46.19
9	29	2017	6	17	753	11.95	4	6,301	330	423	43.82	56.18
9	23	2017	7	13	740	11.74	5	6,301	377	363	50.95	49.05
9	15	2017	6	19	739	11.73	6	6,301	236	503	31.94	68.06
6	10	2017	7	15	730	11.59	7	6,301	442	288	60.55	39.45
6	30	2017	6	17	730	11.59	8	6,301	308	422	42.19	57.81
9	15	2017	6	18	727	11.54	9	6,301	248	479	34.11	65.89
9	22	2017	6	17	726	11.52	10	6,301	286	440	39.39	60.61
7	14	2017	6	17	722	11.46	11	6,301	314	408	43.49	56.51
6	10	2017	7	13	720	11.43	12	6,301	311	409	43.19	56.81
9	1	2017	6	18	719	11.41	13	6,301	261	458	36.30	63.70
9	29	2017	6	16	714	11.33	14	6,301	358	356	50.14	49.86
9	1	2017	6	17	711	11.28	15	6,301	296	415	41.63	58.37
9	22	2017	6	16	709	11.25	16	6,301	360	349	50.78	49.22

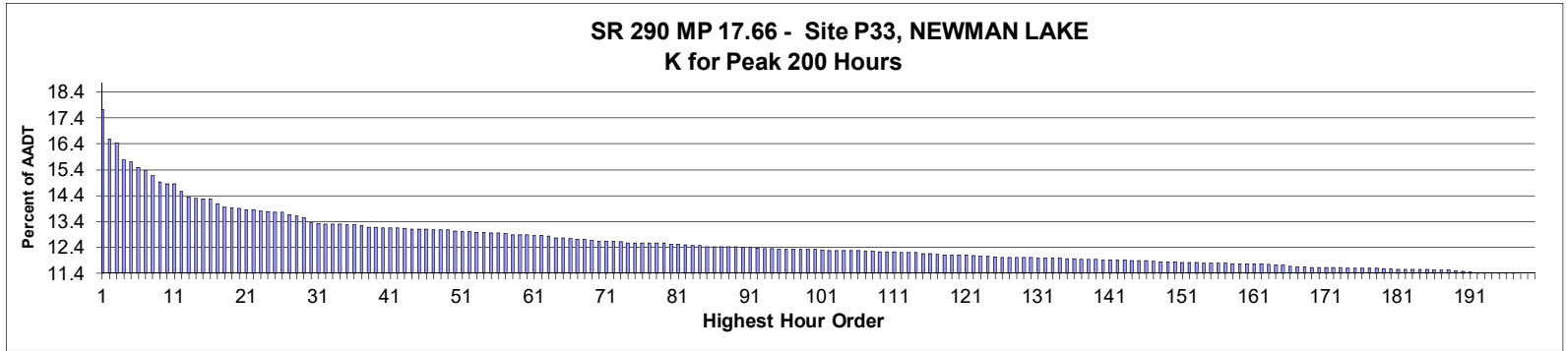
MO	DY	YR	DAY OF WK	HR	HR VOL	PERCENT OF AADT	HOUR NUMBER	AADT	NORTH VOLUME	SOUTH VOLUME	PERCENT NORTH IS OF TOTAL VOLUME	PERCENT SOUTH IS OF TOTAL VOLUME
10	6	2017	6	18	709	11.25	17	6,301	291	418	41.04	58.96
9	23	2017	7	12	707	11.22	18	6,301	331	376	46.82	53.18
9	15	2017	6	16	700	11.11	19	6,301	328	372	46.86	53.14
8	4	2017	6	17	699	11.09	20	6,301	246	453	35.19	64.81
7	15	2017	7	12	694	11.01	21	6,301	411	283	59.22	40.78
9	1	2017	6	15	689	10.93	22	6,301	289	400	41.94	58.06
9	29	2017	6	18	686	10.89	23	6,301	310	376	45.19	54.81
9	27	2017	4	18	684	10.86	24	6,301	320	364	46.78	53.22
6	2	2017	6	18	680	10.79	25	6,301	293	387	43.09	56.91
8	24	2017	5	18	680	10.79	26	6,301	292	388	42.94	57.06
5	26	2017	6	17	674	10.70	27	6,301	275	399	40.80	59.20
5	26	2017	6	18	674	10.70	28	6,301	266	408	39.47	60.53
7	27	2017	5	18	673	10.68	29	6,301	283	390	42.05	57.95
9	15	2017	6	17	673	10.68	30	6,301	313	360	46.51	53.49
9	18	2017	2	18	672	10.66	31	6,301	292	380	43.45	56.55
12	2	2017	7	16	672	10.66	32	6,301	304	368	45.24	54.76
6	2	2017	6	17	671	10.65	33	6,301	289	382	43.07	56.93
8	4	2017	6	18	669	10.62	34	6,301	216	453	32.29	67.71
9	22	2017	6	19	669	10.62	35	6,301	228	441	34.08	65.92
8	18	2017	6	17	668	10.60	36	6,301	309	359	46.26	53.74
8	18	2017	6	18	668	10.60	37	6,301	248	420	37.13	62.87
10	27	2017	6	17	668	10.60	38	6,301	290	378	43.41	56.59
8	25	2017	6	17	667	10.59	39	6,301	271	396	40.63	59.37
9	29	2017	6	15	667	10.59	40	6,301	306	361	45.88	54.12
9	21	2017	5	18	665	10.55	41	6,301	281	384	42.26	57.74
5	12	2017	6	17	664	10.54	42	6,301	329	335	49.55	50.45
9	23	2017	7	16	664	10.54	43	6,301	317	347	47.74	52.26
8	25	2017	6	18	663	10.52	44	6,301	251	412	37.86	62.14
8	31	2017	5	18	663	10.52	45	6,301	283	380	42.68	57.32
7	28	2017	6	17	661	10.49	46	6,301	259	402	39.18	60.82
8	31	2017	5	17	660	10.47	47	6,301	297	363	45.00	55.00
9	22	2017	6	15	659	10.46	48	6,301	348	311	52.81	47.19
9	13	2017	4	11	658	10.44	49	6,301	241	417	36.63	63.37
9	14	2017	5	17	657	10.43	50	6,301	284	373	43.23	56.77
10	27	2017	6	18	657	10.43	51	6,301	267	390	40.64	59.36
7	7	2017	6	17	654	10.38	52	6,301	275	379	42.05	57.95
10	5	2017	5	18	653	10.36	53	6,301	328	325	50.23	49.77
10	19	2017	5	17	653	10.36	54	6,301	298	355	45.64	54.36
5	22	2017	2	17	652	10.35	55	6,301	276	376	42.33	57.67
9	26	2017	3	18	652	10.35	56	6,301	322	330	49.39	50.61
10	27	2017	6	16	652	10.35	57	6,301	312	340	47.85	52.15
6	1	2017	5	18	650	10.32	58	6,301	294	356	45.23	54.77
9	13	2017	4	12	650	10.32	59	6,301	281	369	43.23	56.77
10	20	2017	6	17	650	10.32	60	6,301	290	360	44.62	55.38
5	26	2017	6	16	648	10.28	61	6,301	314	334	48.46	51.54
9	1	2017	6	19	648	10.28	62	6,301	234	414	36.11	63.89
10	11	2017	4	18	648	10.28	63	6,301	310	338	47.84	52.16
7	11	2017	3	18	647	10.27	64	6,301	261	386	40.34	59.66
7	14	2017	6	18	647	10.27	65	6,301	243	404	37.56	62.44
6	1	2017	5	17	645	10.24	66	6,301	327	318	50.70	49.30
6	16	2017	6	17	645	10.24	67	6,301	279	366	43.26	56.74

MO	DY	YR	DAY OF WK	HR	HR VOL	PERCENT OF AADT	HOUR NUMBER	AADT	NORTH VOLUME	SOUTH VOLUME	PERCENT NORTH IS OF TOTAL VOLUME	PERCENT SOUTH IS OF TOTAL VOLUME
10	19	2017	5	18	645	10.24	68	6,301	283	362	43.88	56.12
7	1	2017	7	12	644	10.22	69	6,301	267	377	41.46	58.54
10	5	2017	5	16	644	10.22	70	6,301	322	322	50.00	50.00
8	19	2017	7	12	643	10.20	71	6,301	331	312	51.48	48.52
9	8	2017	6	18	643	10.20	72	6,301	262	381	40.75	59.25
9	27	2017	4	16	643	10.20	73	6,301	284	359	44.17	55.83
4	14	2017	6	15	641	10.17	74	6,301	309	332	48.21	51.79
9	23	2017	7	15	641	10.17	75	6,301	330	311	51.48	48.52
9	8	2017	6	16	640	10.16	76	6,301	340	300	53.13	46.88
10	24	2017	3	18	640	10.16	77	6,301	314	326	49.06	50.94
9	4	2017	2	14	639	10.14	78	6,301	377	262	59.00	41.00
10	6	2017	6	17	637	10.11	79	6,301	283	354	44.43	55.57
6	9	2017	6	18	635	10.08	80	6,301	266	369	41.89	58.11
6	30	2017	6	18	635	10.08	81	6,301	234	401	36.85	63.15
10	13	2017	6	16	635	10.08	82	6,301	326	309	51.34	48.66
5	26	2017	6	15	634	10.06	83	6,301	311	323	49.05	50.95
9	26	2017	3	16	634	10.06	84	6,301	284	350	44.79	55.21
9	26	2017	3	17	634	10.06	85	6,301	261	373	41.17	58.83
6	30	2017	6	16	633	10.05	86	6,301	271	362	42.81	57.19
8	18	2017	6	16	632	10.03	87	6,301	308	324	48.73	51.27
5	25	2017	5	18	631	10.01	88	6,301	289	342	45.80	54.20
5	19	2017	6	16	630	10.00	89	6,301	296	334	46.98	53.02
9	30	2017	7	13	630	10.00	90	6,301	356	274	56.51	43.49
10	5	2017	5	17	630	10.00	91	6,301	297	333	47.14	52.86
10	26	2017	5	18	630	10.00	92	6,301	289	341	45.87	54.13
7	1	2017	7	14	629	9.98	93	6,301	242	387	38.47	61.53
9	8	2017	6	17	629	9.98	94	6,301	271	358	43.08	56.92
10	20	2017	6	16	629	9.98	95	6,301	347	282	55.17	44.83
12	2	2017	7	14	629	9.98	96	6,301	312	317	49.60	50.40
4	14	2017	6	17	628	9.97	97	6,301	261	367	41.56	58.44
9	4	2017	2	15	628	9.97	98	6,301	381	247	60.67	39.33
6	16	2017	6	18	627	9.95	99	6,301	264	363	42.11	57.89
8	25	2017	6	16	627	9.95	100	6,301	272	355	43.38	56.62
4	21	2017	6	16	626	9.93	101	6,301	320	306	51.12	48.88
4	27	2017	5	18	626	9.93	102	6,301	228	398	36.42	63.58
6	30	2017	6	15	626	9.93	103	6,301	280	346	44.73	55.27
8	31	2017	5	16	626	9.93	104	6,301	294	332	46.96	53.04
8	6	2017	6	16	626	9.93	105	6,301	331	295	52.88	47.12
9	14	2017	5	18	625	9.92	106	6,301	256	369	40.96	59.04
12	1	2017	6	16	625	9.92	107	6,301	318	307	50.88	49.12
7	21	2017	6	17	624	9.90	108	6,301	251	373	40.22	59.78
10	6	2017	6	15	623	9.89	109	6,301	300	323	48.15	51.85
10	25	2017	4	18	623	9.89	110	6,301	269	354	43.18	56.82
6	23	2017	6	17	622	9.87	111	6,301	259	363	41.64	58.36
6	23	2017	6	18	622	9.87	112	6,301	269	353	43.25	56.75
6	25	2017	1	13	622	9.87	113	6,301	306	316	49.20	50.80
9	18	2017	2	17	622	9.87	114	6,301	307	315	49.36	50.64
10	13	2017	6	17	622	9.87	115	6,301	317	305	50.96	49.04
8	30	2017	4	18	621	9.86	116	6,301	278	343	44.77	55.23
11	17	2017	6	16	621	9.86	117	6,301	320	301	51.53	48.47
5	22	2017	2	18	620	9.84	118	6,301	274	346	44.19	55.81

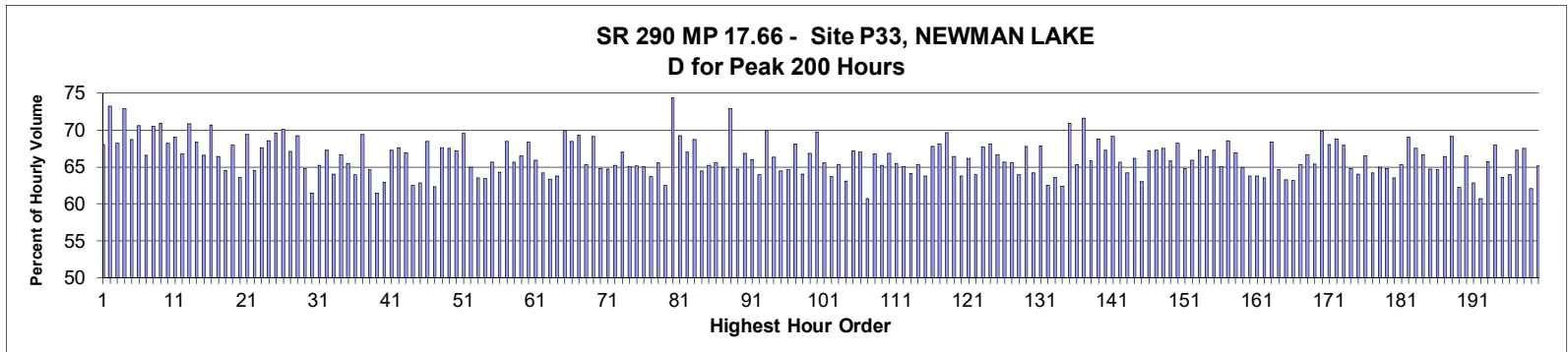
MO	DY	YR	DAY OF WK	HR	HR VOL	PERCENT OF AADT	HOUR NUMBER	AADT	NORTH VOLUME	SOUTH VOLUME	PERCENT NORTH IS OF TOTAL VOLUME	PERCENT SOUTH IS OF TOTAL VOLUME
5	25	2017	5	17	620	9.84	119	6,301	301	319	48.55	51.45
6	2	2017	6	16	620	9.84	120	6,301	329	291	53.06	46.94
6	16	2017	6	16	620	9.84	121	6,301	297	323	47.90	52.10
4	28	2017	6	17	619	9.82	122	6,301	260	359	42.00	58.00
10	19	2017	5	16	619	9.82	123	6,301	281	338	45.40	54.60
11	17	2017	6	15	619	9.82	124	6,301	293	326	47.33	52.67
10	7	2017	7	15	618	9.81	125	6,301	284	334	45.95	54.05
10	18	2017	4	18	618	9.81	126	6,301	288	330	46.60	53.40
9	9	2017	7	16	617	9.79	127	6,301	319	298	51.70	48.30
10	3	2017	3	18	617	9.79	128	6,301	309	308	50.08	49.92
6	9	2017	6	17	616	9.78	129	6,301	273	343	44.32	55.68
11	17	2017	6	17	615	9.76	130	6,301	266	349	43.25	56.75
6	9	2017	6	16	614	9.74	131	6,301	308	306	50.16	49.84
8	11	2017	6	18	614	9.74	132	6,301	237	377	38.60	61.40
12	1	2017	6	17	614	9.74	133	6,301	299	315	48.70	51.30
6	10	2017	7	17	613	9.73	134	6,301	272	341	44.37	55.63
7	8	2017	7	11	613	9.73	135	6,301	261	352	42.58	57.42
9	21	2017	5	17	613	9.73	136	6,301	268	345	43.72	56.28
12	2	2017	7	13	613	9.73	137	6,301	326	287	53.18	46.82
7	7	2017	6	18	612	9.71	138	6,301	271	341	44.28	55.72
10	24	2017	3	16	612	9.71	139	6,301	285	327	46.57	53.43
8	28	2017	2	18	611	9.70	140	6,301	295	316	48.28	51.72
7	6	2017	5	17	610	9.68	141	6,301	285	325	46.72	53.28
7	8	2017	7	14	610	9.68	142	6,301	286	324	46.89	53.11
9	20	2017	4	18	610	9.68	143	6,301	243	367	39.84	60.16
4	21	2017	6	18	608	9.65	144	6,301	271	337	44.57	55.43
8	27	2017	1	14	608	9.65	145	6,301	322	286	52.96	47.04
6	12	2017	2	18	606	9.62	146	6,301	265	341	43.73	56.27
7	11	2017	3	17	606	9.62	147	6,301	261	345	43.07	56.93
8	5	2017	7	12	606	9.62	148	6,301	291	315	48.02	51.98
8	28	2017	2	17	606	9.62	149	6,301	233	373	38.45	61.55
9	28	2017	5	18	606	9.62	150	6,301	295	311	48.68	51.32
10	7	2017	7	14	606	9.62	151	6,301	293	313	48.35	51.65
8	10	2017	5	18	605	9.60	152	6,301	228	377	37.69	62.31
4	14	2017	6	16	604	9.59	153	6,301	244	360	40.40	59.60
9	23	2017	7	17	604	9.59	154	6,301	301	303	49.83	50.17
10	7	2017	7	13	604	9.59	155	6,301	297	307	49.17	50.83
10	16	2017	2	17	603	9.57	156	6,301	281	322	46.60	53.40
5	24	2017	4	18	602	9.55	157	6,301	264	338	43.85	56.15
6	6	2017	3	18	602	9.55	158	6,301	258	344	42.86	57.14
7	16	2017	1	14	602	9.55	159	6,301	297	305	49.34	50.66
9	24	2017	1	13	602	9.55	160	6,301	301	301	50.00	50.00
4	28	2017	6	18	601	9.54	161	6,301	249	352	41.43	58.57
6	2	2017	6	15	601	9.54	162	6,301	301	300	50.08	49.92
6	15	2017	5	18	601	9.54	163	6,301	279	322	46.42	53.58
6	20	2017	3	18	601	9.54	164	6,301	238	363	39.60	60.40
7	13	2017	5	18	601	9.54	165	6,301	252	349	41.93	58.07
8	11	2017	6	16	601	9.54	166	6,301	259	342	43.09	56.91
9	27	2017	4	17	601	9.54	167	6,301	278	323	46.26	53.74
8	27	2017	1	13	600	9.52	168	6,301	328	272	54.67	45.33
10	12	2017	5	18	600	9.52	169	6,301	270	330	45.00	55.00

MO	DY	YR	DAY OF WK	HR	HR VOL	PERCENT OF AADT	HOUR NUMBER	AADT	NORTH VOLUME	SOUTH VOLUME	PERCENT NORTH IS OF TOTAL VOLUME	PERCENT SOUTH IS OF TOTAL VOLUME
8	3	2017	5	18	599	9.51	170	6,301	265	334	44.24	55.76
9	21	2017	5	16	599	9.51	171	6,301	273	326	45.58	54.42
8	2	2017	4	18	598	9.49	172	6,301	263	335	43.98	56.02
8	17	2017	5	17	598	9.49	173	6,301	251	347	41.97	58.03
9	9	2017	7	17	598	9.49	174	6,301	272	326	45.48	54.52
7	20	2017	5	18	597	9.47	175	6,301	242	355	40.54	59.46
12	8	2017	6	16	597	9.47	176	6,301	290	307	48.58	51.42
6	22	2017	5	18	596	9.46	177	6,301	268	328	44.97	55.03
7	1	2017	7	13	596	9.46	178	6,301	271	325	45.47	54.53
7	1	2017	7	15	596	9.46	179	6,301	252	344	42.28	57.72
7	12	2017	4	18	596	9.46	180	6,301	244	352	40.94	59.06
10	11	2017	4	16	596	9.46	181	6,301	269	327	45.13	54.87
10	11	2017	4	17	596	9.46	182	6,301	277	319	46.48	53.52
8	10	2017	5	17	595	9.44	183	6,301	281	314	47.23	52.77
9	1	2017	6	14	595	9.44	184	6,301	280	315	47.06	52.94
5	19	2017	6	15	594	9.43	185	6,301	297	297	50.00	50.00
6	23	2017	6	16	594	9.43	186	6,301	284	310	47.81	52.19
10	20	2017	6	18	594	9.43	187	6,301	241	353	40.57	59.43
5	15	2017	2	18	593	9.41	188	6,301	260	333	43.84	56.16
7	18	2017	3	18	593	9.41	189	6,301	242	351	40.81	59.19
8	26	2017	7	16	593	9.41	190	6,301	270	323	45.53	54.47
10	4	2017	4	18	593	9.41	191	6,301	253	340	42.66	57.34
5	19	2017	6	17	592	9.40	192	6,301	264	328	44.59	55.41
6	30	2017	6	19	592	9.40	193	6,301	211	381	35.64	64.36
12	1	2017	6	15	592	9.40	194	6,301	260	332	43.92	56.08
6	21	2017	4	18	591	9.38	195	6,301	263	328	44.50	55.50
6	29	2017	5	18	591	9.38	196	6,301	263	328	44.50	55.50
7	8	2017	7	13	591	9.38	197	6,301	271	320	45.85	54.15
7	14	2017	6	16	591	9.38	198	6,301	245	346	41.46	58.54
7	16	2017	1	13	591	9.38	199	6,301	297	294	50.25	49.75
7	21	2017	6	15	591	9.38	200	6,301	279	312	47.21	52.79





**AADT= 9,605      K 30 FACTOR= 13.42      K 100 FACTOR= 12.36      K 200 FACTOR= 11.44      D 30 FACTOR= 61.52**



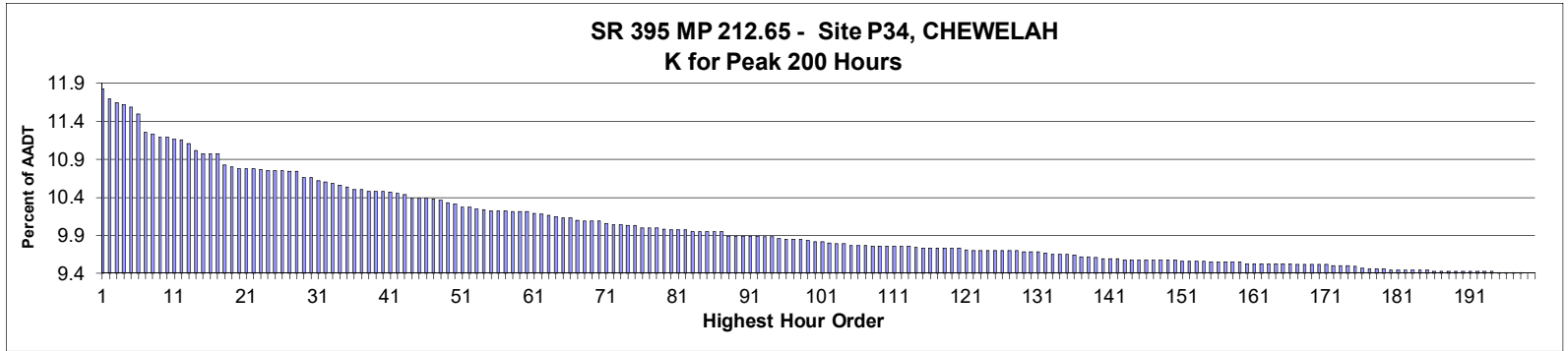
MO	DY	YR	DAY OF WK	HR	HR VOL	PERCENT OF AADT	HOUR NUMBER	AADT	EAST VOLUME	WEST VOLUME	PERCENT EAST IS OF TOTAL VOLUME	PERCENT WEST IS OF TOTAL VOLUME
6	23	2017	6	17	1,707	17.77	1	9,605	1,162	545	68.07	31.93
6	23	2017	6	18	1,595	16.61	2	9,605	1,168	427	73.23	26.77
6	21	2017	4	18	1,583	16.48	3	9,605	1,080	503	68.22	31.78
6	30	2017	6	18	1,519	15.81	4	9,605	1,107	412	72.88	27.12
8	4	2017	6	18	1,512	15.74	5	9,605	1,039	473	68.72	31.28
6	29	2017	5	18	1,491	15.52	6	9,605	1,053	438	70.62	29.38
8	25	2017	6	17	1,479	15.40	7	9,605	985	494	66.60	33.40
6	29	2017	5	17	1,461	15.21	8	9,605	1,030	431	70.50	29.50
6	30	2017	6	17	1,439	14.98	9	9,605	1,021	418	70.95	29.05
8	4	2017	6	17	1,431	14.90	10	9,605	976	455	68.20	31.80
7	14	2017	6	18	1,430	14.89	11	9,605	988	442	69.09	30.91
8	25	2017	6	18	1,403	14.61	12	9,605	937	466	66.79	33.21
7	28	2017	6	18	1,382	14.39	13	9,605	979	403	70.84	29.16
7	14	2017	6	17	1,376	14.33	14	9,605	941	435	68.39	31.61
8	3	2017	5	18	1,375	14.32	15	9,605	916	459	66.62	33.38
8	11	2017	6	17	1,374	14.31	16	9,605	971	403	70.67	29.33

MO	DY	YR	DAY OF WK	HR	HR VOL	PERCENT OF AADT	HOUR NUMBER	AADT	EAST VOLUME	WEST VOLUME	PERCENT EAST IS OF TOTAL VOLUME	PERCENT WEST IS OF TOTAL VOLUME
7	21	2017	6	17	1,356	14.12	17	9,605	901	455	66.45	33.55
6	21	2017	4	17	1,345	14.00	18	9,605	868	477	64.54	35.46
7	21	2017	6	18	1,341	13.96	19	9,605	911	430	67.93	32.07
8	8	2017	3	18	1,340	13.95	20	9,605	852	488	63.58	36.42
7	7	2017	6	18	1,336	13.91	21	9,605	927	409	69.39	30.61
7	27	2017	5	17	1,336	13.91	22	9,605	862	474	64.52	35.48
7	28	2017	6	17	1,329	13.84	23	9,605	899	430	67.64	32.36
7	7	2017	6	17	1,327	13.82	24	9,605	910	417	68.58	31.42
9	1	2017	6	17	1,326	13.81	25	9,605	923	403	69.61	30.39
8	10	2017	5	18	1,325	13.79	26	9,605	929	396	70.11	29.89
7	13	2017	5	18	1,316	13.70	27	9,605	883	433	67.10	32.90
6	16	2017	6	17	1,311	13.65	28	9,605	908	403	69.26	30.74
9	29	2017	6	17	1,305	13.59	29	9,605	846	459	64.83	35.17
9	22	2017	6	17	1,289	13.42	30	9,605	793	496	61.52	38.48
7	20	2017	5	17	1,284	13.37	31	9,605	837	447	65.19	34.81
7	12	2017	4	18	1,281	13.34	32	9,605	862	419	67.29	32.71
8	24	2017	5	17	1,281	13.34	33	9,605	820	461	64.01	35.99
8	17	2017	5	18	1,280	13.33	34	9,605	853	427	66.64	33.36
7	6	2017	5	18	1,279	13.32	35	9,605	838	441	65.52	34.48
8	16	2017	4	17	1,279	13.32	36	9,605	818	461	63.96	36.04
8	11	2017	6	18	1,277	13.30	37	9,605	886	391	69.38	30.62
7	17	2017	2	17	1,269	13.21	38	9,605	820	449	64.62	35.38
8	3	2017	5	17	1,269	13.21	39	9,605	780	489	61.47	38.53
7	13	2017	5	17	1,268	13.20	40	9,605	798	470	62.93	37.07
8	18	2017	6	18	1,268	13.20	41	9,605	853	415	67.27	32.73
8	24	2017	5	18	1,267	13.19	42	9,605	857	410	67.64	32.36
8	18	2017	6	17	1,266	13.18	43	9,605	847	419	66.90	33.10
6	23	2017	6	16	1,263	13.15	44	9,605	789	474	62.47	37.53
8	25	2017	6	16	1,263	13.15	45	9,605	794	469	62.87	37.13
6	30	2017	6	16	1,262	13.14	46	9,605	864	398	68.46	31.54
7	12	2017	4	17	1,260	13.12	47	9,605	785	475	62.30	37.70
8	8	2017	3	17	1,260	13.12	48	9,605	852	408	67.62	32.38
8	10	2017	5	17	1,260	13.12	49	9,605	851	409	67.54	32.46
7	27	2017	5	18	1,255	13.07	50	9,605	843	412	67.17	32.83
5	26	2017	6	17	1,253	13.05	51	9,605	872	381	69.59	30.41
6	28	2017	4	18	1,253	13.05	52	9,605	814	439	64.96	35.04
8	29	2017	3	17	1,252	13.03	53	9,605	795	457	63.50	36.50
8	29	2017	3	18	1,252	13.03	54	9,605	794	458	63.42	36.58
8	22	2017	3	18	1,250	13.01	55	9,605	821	429	65.68	34.32
7	18	2017	3	18	1,249	13.00	56	9,605	803	446	64.29	35.71
8	9	2017	4	18	1,246	12.97	57	9,605	853	393	68.46	31.54
8	17	2017	5	17	1,242	12.93	58	9,605	815	427	65.62	34.38
9	1	2017	6	16	1,242	12.93	59	9,605	826	416	66.51	33.49
5	25	2017	5	17	1,241	12.92	60	9,605	849	392	68.41	31.59
7	25	2017	3	17	1,240	12.91	61	9,605	817	423	65.89	34.11
7	25	2017	3	18	1,240	12.91	62	9,605	796	444	64.19	35.81
9	15	2017	6	17	1,237	12.88	63	9,605	784	453	63.38	36.62
7	26	2017	4	18	1,230	12.81	64	9,605	784	446	63.74	36.26
6	16	2017	6	18	1,229	12.80	65	9,605	859	370	69.89	30.11
8	28	2017	2	18	1,228	12.79	66	9,605	841	387	68.49	31.51
9	1	2017	6	18	1,226	12.76	67	9,605	850	376	69.33	30.67

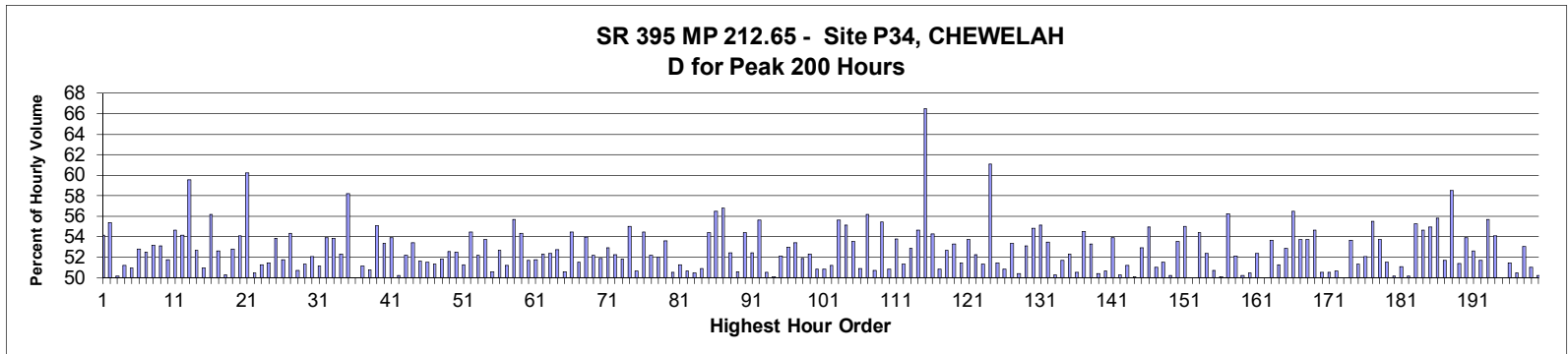
MO	DY	YR	DAY OF WK	HR	HR VOL	PERCENT OF AADT	HOUR NUMBER	AADT	EAST VOLUME	WEST VOLUME	PERCENT EAST IS OF TOTAL VOLUME	PERCENT WEST IS OF TOTAL VOLUME
8	28	2017	2	17	1,225	12.75	68	9,605	800	425	65.31	34.69
7	20	2017	5	18	1,221	12.71	69	9,605	844	377	69.12	30.88
8	1	2017	3	17	1,219	12.69	70	9,605	790	429	64.81	35.19
10	27	2017	6	17	1,219	12.69	71	9,605	789	430	64.73	35.27
8	31	2017	5	17	1,218	12.68	72	9,605	795	423	65.27	34.73
10	6	2017	6	17	1,215	12.65	73	9,605	814	401	67.00	33.00
9	29	2017	6	18	1,212	12.62	74	9,605	789	423	65.10	34.90
7	6	2017	5	17	1,211	12.61	75	9,605	789	422	65.15	34.85
7	18	2017	3	17	1,211	12.61	76	9,605	788	423	65.07	34.93
7	19	2017	4	18	1,210	12.60	77	9,605	771	439	63.72	36.28
8	9	2017	4	17	1,210	12.60	78	9,605	793	417	65.54	34.46
8	23	2017	4	17	1,210	12.60	79	9,605	756	454	62.48	37.52
5	26	2017	6	18	1,206	12.56	80	9,605	897	309	74.38	25.62
9	18	2017	2	18	1,206	12.56	81	9,605	835	371	69.24	30.76
8	22	2017	3	17	1,204	12.54	82	9,605	807	397	67.03	32.97
5	24	2017	4	17	1,202	12.51	83	9,605	826	376	68.72	31.28
6	27	2017	3	17	1,202	12.51	84	9,605	775	427	64.48	35.52
7	11	2017	3	17	1,198	12.47	85	9,605	781	417	65.19	34.81
7	11	2017	3	18	1,198	12.47	86	9,605	786	412	65.61	34.39
10	26	2017	5	17	1,198	12.47	87	9,605	778	420	64.94	35.06
5	24	2017	4	18	1,197	12.46	88	9,605	873	324	72.93	27.07
7	10	2017	2	17	1,197	12.46	89	9,605	775	422	64.75	35.25
6	7	2017	4	17	1,195	12.44	90	9,605	799	396	66.86	33.14
9	8	2017	6	18	1,195	12.44	91	9,605	789	406	66.03	33.97
10	20	2017	6	17	1,192	12.41	92	9,605	762	430	63.93	36.07
6	2	2017	6	18	1,191	12.40	93	9,605	833	358	69.94	30.06
8	16	2017	4	18	1,190	12.39	94	9,605	789	401	66.30	33.70
7	19	2017	4	17	1,189	12.38	95	9,605	766	423	64.42	35.58
6	2	2017	6	17	1,188	12.37	96	9,605	768	420	64.65	35.35
7	10	2017	2	18	1,188	12.37	97	9,605	809	379	68.10	31.90
9	8	2017	6	17	1,188	12.37	98	9,605	761	427	64.06	35.94
10	31	2017	3	17	1,188	12.37	99	9,605	794	394	66.84	33.16
7	17	2017	2	18	1,187	12.36	100	9,605	828	359	69.76	30.24
9	28	2017	5	18	1,185	12.34	101	9,605	777	408	65.57	34.43
6	7	2017	4	18	1,184	12.33	102	9,605	754	430	63.68	36.32
8	15	2017	3	17	1,184	12.33	103	9,605	773	411	65.29	34.71
7	31	2017	2	17	1,183	12.32	104	9,605	747	436	63.14	36.86
8	31	2017	5	18	1,183	12.32	105	9,605	795	388	67.20	32.80
9	28	2017	5	17	1,183	12.32	106	9,605	793	390	67.03	32.97
7	5	2017	4	17	1,180	12.29	107	9,605	716	464	60.68	39.32
8	30	2017	4	18	1,180	12.29	108	9,605	788	392	66.78	33.22
8	15	2017	3	18	1,179	12.27	109	9,605	769	410	65.22	34.78
10	5	2017	5	17	1,179	12.27	110	9,605	788	391	66.84	33.16
9	15	2017	6	18	1,178	12.26	111	9,605	771	407	65.45	34.55
6	22	2017	5	18	1,177	12.25	112	9,605	766	411	65.08	34.92
7	26	2017	4	17	1,177	12.25	113	9,605	755	422	64.15	35.85
8	30	2017	4	17	1,177	12.25	114	9,605	769	408	65.34	34.66
7	5	2017	4	18	1,173	12.21	115	9,605	748	425	63.77	36.23
6	26	2017	2	18	1,172	12.20	116	9,605	794	378	67.75	32.25
8	4	2017	6	16	1,169	12.17	117	9,605	796	373	68.09	31.91
7	24	2017	2	18	1,168	12.16	118	9,605	814	354	69.69	30.31

MO	DY	YR	DAY OF WK	HR	HR VOL	PERCENT OF AADT	HOUR NUMBER	AADT	EAST VOLUME	WEST VOLUME	PERCENT EAST IS OF TOTAL VOLUME	PERCENT WEST IS OF TOTAL VOLUME
7	31	2017	2	18	1,167	12.15	119	9,605	775	392	66.41	33.59
12	1	2017	6	17	1,167	12.15	120	9,605	744	423	63.75	36.25
8	7	2017	2	17	1,166	12.14	121	9,605	772	394	66.21	33.79
6	19	2017	2	18	1,164	12.12	122	9,605	744	420	63.92	36.08
6	20	2017	3	18	1,162	12.10	123	9,605	787	375	67.73	32.27
8	23	2017	4	18	1,161	12.09	124	9,605	791	370	68.13	31.87
8	7	2017	2	18	1,160	12.08	125	9,605	774	386	66.72	33.28
6	22	2017	5	17	1,158	12.06	126	9,605	760	398	65.63	34.37
7	24	2017	2	17	1,158	12.06	127	9,605	759	399	65.54	34.46
9	27	2017	4	17	1,158	12.06	128	9,605	741	417	63.99	36.01
10	5	2017	5	18	1,158	12.06	129	9,605	785	373	67.79	32.21
8	2	2017	4	17	1,157	12.05	130	9,605	743	414	64.22	35.78
5	30	2017	3	18	1,156	12.04	131	9,605	785	371	67.91	32.09
6	9	2017	6	18	1,156	12.04	132	9,605	722	434	62.46	37.54
6	27	2017	3	18	1,156	12.04	133	9,605	735	421	63.58	36.42
7	14	2017	6	16	1,155	12.02	134	9,605	721	434	62.42	37.58
10	3	2017	3	18	1,154	12.01	135	9,605	819	335	70.97	29.03
9	7	2017	5	17	1,153	12.00	136	9,605	753	400	65.31	34.69
6	29	2017	5	19	1,152	11.99	137	9,605	825	327	71.61	28.39
10	4	2017	4	17	1,152	11.99	138	9,605	758	394	65.80	34.20
10	26	2017	5	18	1,151	11.98	139	9,605	792	359	68.81	31.19
5	25	2017	5	18	1,149	11.96	140	9,605	773	376	67.28	32.72
6	1	2017	5	18	1,149	11.96	141	9,605	795	354	69.19	30.81
6	12	2017	2	17	1,149	11.96	142	9,605	754	395	65.62	34.38
10	24	2017	3	17	1,148	11.95	143	9,605	737	411	64.20	35.80
5	12	2017	6	17	1,146	11.93	144	9,605	758	388	66.14	33.86
6	9	2017	6	17	1,146	11.93	145	9,605	722	424	63.00	37.00
10	12	2017	5	17	1,145	11.92	146	9,605	769	376	67.16	32.84
10	13	2017	6	17	1,143	11.90	147	9,605	769	374	67.28	32.72
5	10	2017	4	18	1,142	11.89	148	9,605	771	371	67.51	32.49
6	1	2017	5	17	1,142	11.89	149	9,605	752	390	65.85	34.15
11	2	2017	5	17	1,142	11.89	150	9,605	779	363	68.21	31.79
9	14	2017	5	17	1,140	11.87	151	9,605	739	401	64.82	35.18
6	13	2017	3	18	1,139	11.86	152	9,605	751	388	65.94	34.06
8	1	2017	3	18	1,139	11.86	153	9,605	766	373	67.25	32.75
8	14	2017	2	18	1,136	11.83	154	9,605	755	381	66.46	33.54
9	7	2017	5	18	1,136	11.83	155	9,605	764	372	67.25	32.75
10	3	2017	3	17	1,136	11.83	156	9,605	739	397	65.05	34.95
12	7	2017	5	17	1,136	11.83	157	9,605	779	357	68.57	31.43
5	23	2017	3	17	1,135	11.82	158	9,605	760	375	66.96	33.04
6	6	2017	3	18	1,134	11.81	159	9,605	736	398	64.90	35.10
6	28	2017	4	17	1,134	11.81	160	9,605	723	411	63.76	36.24
8	2	2017	4	18	1,134	11.81	161	9,605	723	411	63.76	36.24
11	1	2017	4	17	1,134	11.81	162	9,605	720	414	63.49	36.51
11	15	2017	4	17	1,131	11.78	163	9,605	773	358	68.35	31.65
8	14	2017	2	17	1,130	11.76	164	9,605	730	400	64.60	35.40
6	20	2017	3	17	1,129	11.75	165	9,605	714	415	63.24	36.76
7	21	2017	6	16	1,125	11.71	166	9,605	711	414	63.20	36.80
10	6	2017	6	18	1,124	11.70	167	9,605	734	390	65.30	34.70
11	14	2017	3	17	1,122	11.68	168	9,605	748	374	66.67	33.33
5	4	2017	5	17	1,121	11.67	169	9,605	733	388	65.39	34.61

MO	DY	YR	DAY OF WK	HR	HR VOL	PERCENT OF AADT	HOUR NUMBER	AADT	EAST VOLUME	WEST VOLUME	PERCENT EAST IS OF TOTAL VOLUME	PERCENT WEST IS OF TOTAL VOLUME
9	6	2017	4	18	1,121	11.67	170	9,605	783	338	69.85	30.15
9	26	2017	3	18	1,121	11.67	171	9,605	763	358	68.06	31.94
9	21	2017	5	17	1,120	11.66	172	9,605	771	349	68.84	31.16
9	22	2017	6	18	1,120	11.66	173	9,605	761	359	67.95	32.05
9	26	2017	3	17	1,119	11.65	174	9,605	725	394	64.79	35.21
6	26	2017	2	17	1,117	11.63	175	9,605	715	402	64.01	35.99
8	21	2017	2	17	1,117	11.63	176	9,605	743	374	66.52	33.48
10	18	2017	4	17	1,117	11.63	177	9,605	717	400	64.19	35.81
10	25	2017	4	17	1,117	11.63	178	9,605	726	391	65.00	35.00
6	5	2017	2	17	1,116	11.62	179	9,605	723	393	64.78	35.22
8	18	2017	6	16	1,115	11.61	180	9,605	708	407	63.50	36.50
6	13	2017	3	17	1,114	11.60	181	9,605	728	386	65.35	34.65
11	3	2017	6	17	1,114	11.60	182	9,605	769	345	69.03	30.97
10	25	2017	4	18	1,113	11.59	183	9,605	752	361	67.57	32.43
5	18	2017	5	18	1,112	11.58	184	9,605	741	371	66.64	33.36
6	15	2017	5	17	1,112	11.58	185	9,605	720	392	64.75	35.25
5	31	2017	4	17	1,111	11.57	186	9,605	718	393	64.63	35.37
10	27	2017	6	18	1,111	11.57	187	9,605	738	373	66.43	33.57
11	7	2017	3	17	1,110	11.56	188	9,605	768	342	69.19	30.81
6	19	2017	2	17	1,108	11.54	189	9,605	690	418	62.27	37.73
6	12	2017	2	18	1,107	11.53	190	9,605	736	371	66.49	33.51
9	29	2017	6	16	1,104	11.49	191	9,605	694	410	62.86	37.14
9	18	2017	2	17	1,103	11.48	192	9,605	670	433	60.74	39.26
5	18	2017	5	17	1,102	11.47	193	9,605	724	378	65.70	34.30
10	23	2017	2	17	1,101	11.46	194	9,605	748	353	67.94	32.06
5	19	2017	6	18	1,100	11.45	195	9,605	700	400	63.64	36.36
7	7	2017	6	16	1,100	11.45	196	9,605	703	397	63.91	36.09
10	30	2017	2	17	1,100	11.45	197	9,605	740	360	67.27	32.73
9	5	2017	3	17	1,099	11.44	198	9,605	742	357	67.52	32.48
9	12	2017	3	18	1,099	11.44	199	9,605	682	417	62.06	37.94
12	8	2017	6	17	1,099	11.44	200	9,605	716	383	65.15	34.85



**AADT= 6,657      K 30 FACTOR= 10.65      K 100 FACTOR= 9.81      K 200 FACTOR= 9.39      D 30 FACTOR= 52.05**



MO	DY	YR	DAY OF WK	HR	HR VOL	PERCENT OF AADT	HOUR NUMBER	AADT	NORTH VOLUME	SOUTH VOLUME	PERCENT NORTH IS OF TOTAL VOLUME	PERCENT SOUTH IS OF TOTAL VOLUME
7	14	2017	6	17	787	11.82	1	6,657	426	361	54.13	45.87
9	1	2017	6	17	778	11.69	2	6,657	431	347	55.40	44.60
6	2	2017	6	16	775	11.64	3	6,657	389	386	50.19	49.81
9	1	2017	6	16	773	11.61	4	6,657	396	377	51.23	48.77
5	19	2017	6	15	771	11.58	5	6,657	378	393	49.03	50.97
6	2	2017	6	15	765	11.49	6	6,657	361	404	47.19	52.81
5	26	2017	6	15	749	11.25	7	6,657	393	356	52.47	47.53
10	6	2017	6	16	747	11.22	8	6,657	350	397	46.85	53.15
7	28	2017	6	17	744	11.18	9	6,657	395	349	53.09	46.91
8	25	2017	6	17	744	11.18	10	6,657	385	359	51.75	48.25
11	17	2017	6	16	743	11.16	11	6,657	337	406	45.36	54.64
10	20	2017	6	16	742	11.15	12	6,657	340	402	45.82	54.18
9	1	2017	6	18	739	11.10	13	6,657	440	299	59.54	40.46
7	14	2017	6	15	733	11.01	14	6,657	386	347	52.66	47.34
6	9	2017	6	16	730	10.97	15	6,657	358	372	49.04	50.96
9	29	2017	6	16	730	10.97	16	6,657	320	410	43.84	56.16

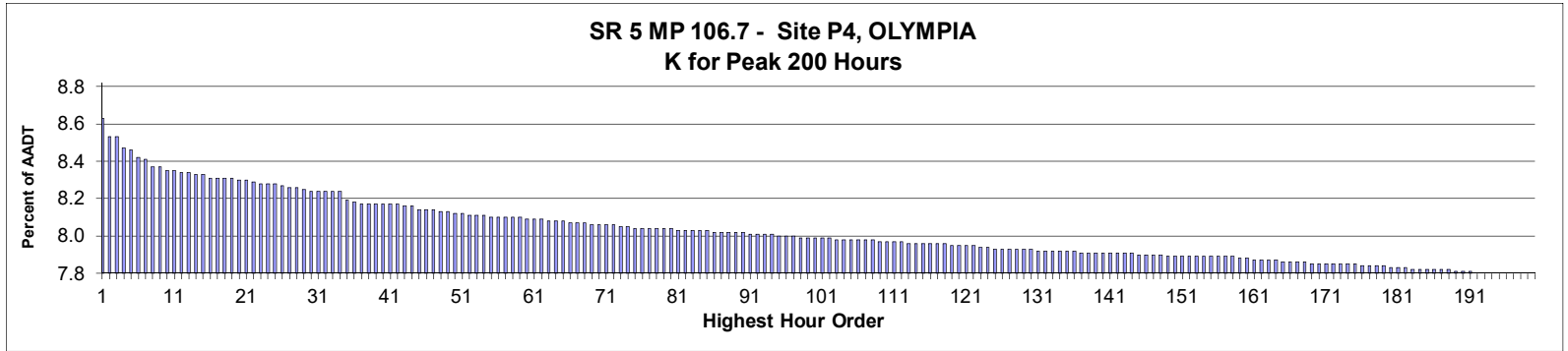
MO	DY	YR	DAY OF WK	HR	HR VOL	PERCENT OF AADT	HOUR NUMBER	AADT	NORTH VOLUME	SOUTH VOLUME	PERCENT NORTH IS OF TOTAL VOLUME	PERCENT SOUTH IS OF TOTAL VOLUME
10	27	2017	6	17	730	10.97	17	6,657	346	384	47.40	52.60
6	9	2017	6	15	720	10.82	18	6,657	362	358	50.28	49.72
10	5	2017	5	16	718	10.79	19	6,657	339	379	47.21	52.79
5	19	2017	6	16	717	10.77	20	6,657	329	388	45.89	54.11
5	26	2017	6	17	717	10.77	21	6,657	432	285	60.25	39.75
8	18	2017	6	17	717	10.77	22	6,657	362	355	50.49	49.51
7	14	2017	6	14	716	10.76	23	6,657	349	367	48.74	51.26
7	14	2017	6	16	715	10.74	24	6,657	368	347	51.47	48.53
8	4	2017	6	15	715	10.74	25	6,657	385	330	53.85	46.15
10	13	2017	6	16	715	10.74	26	6,657	370	345	51.75	48.25
5	26	2017	6	16	714	10.73	27	6,657	388	326	54.34	45.66
9	15	2017	6	17	714	10.73	28	6,657	362	352	50.70	49.30
7	21	2017	6	16	709	10.65	29	6,657	364	345	51.34	48.66
10	20	2017	6	17	709	10.65	30	6,657	340	369	47.95	52.05
9	29	2017	6	18	706	10.61	31	6,657	345	361	48.87	51.13
5	26	2017	6	13	705	10.59	32	6,657	380	325	53.90	46.10
7	15	2017	7	13	704	10.58	33	6,657	379	325	53.84	46.16
7	14	2017	6	12	702	10.55	34	6,657	335	367	47.72	52.28
10	13	2017	6	18	701	10.53	35	6,657	408	293	58.20	41.80
6	16	2017	6	16	698	10.49	36	6,657	349	349	50.00	50.00
9	22	2017	6	17	698	10.49	37	6,657	341	357	48.85	51.15
9	1	2017	6	14	697	10.47	38	6,657	354	343	50.79	49.21
10	6	2017	6	18	697	10.47	39	6,657	384	313	55.09	44.91
10	27	2017	6	18	697	10.47	40	6,657	325	372	46.63	53.37
10	27	2017	6	16	696	10.46	41	6,657	321	375	46.12	53.88
8	18	2017	6	15	695	10.44	42	6,657	349	346	50.22	49.78
11	17	2017	6	17	694	10.43	43	6,657	332	362	47.84	52.16
7	14	2017	6	18	691	10.38	44	6,657	369	322	53.40	46.60
8	4	2017	6	16	691	10.38	45	6,657	357	334	51.66	48.34
10	12	2017	5	17	691	10.38	46	6,657	335	356	48.48	51.52
11	10	2017	6	16	690	10.37	47	6,657	354	336	51.30	48.70
5	18	2017	5	16	689	10.35	48	6,657	332	357	48.19	51.81
6	6	2017	3	16	687	10.32	49	6,657	326	361	47.45	52.55
8	25	2017	6	16	686	10.30	50	6,657	326	360	47.52	52.48
6	30	2017	6	17	683	10.26	51	6,657	350	333	51.24	48.76
7	28	2017	6	16	683	10.26	52	6,657	372	311	54.47	45.53
9	22	2017	6	16	682	10.24	53	6,657	326	356	47.80	52.20
6	30	2017	6	14	681	10.23	54	6,657	366	315	53.74	46.26
5	5	2017	6	16	680	10.21	55	6,657	344	336	50.59	49.41
6	30	2017	6	15	680	10.21	56	6,657	358	322	52.65	47.35
10	6	2017	6	17	680	10.21	57	6,657	348	332	51.18	48.82
7	12	2017	4	16	679	10.20	58	6,657	301	378	44.33	55.67
8	31	2017	5	17	679	10.20	59	6,657	369	310	54.34	45.66
9	1	2017	6	15	679	10.20	60	6,657	351	328	51.69	48.31
5	26	2017	6	14	678	10.18	61	6,657	351	327	51.77	48.23
3	17	2017	6	16	677	10.17	62	6,657	323	354	47.71	52.29
5	25	2017	5	16	676	10.15	63	6,657	322	354	47.63	52.37
6	8	2017	5	15	675	10.14	64	6,657	319	356	47.26	52.74
5	19	2017	6	14	674	10.12	65	6,657	341	333	50.59	49.41
6	30	2017	6	16	674	10.12	66	6,657	367	307	54.45	45.55
6	16	2017	6	14	672	10.09	67	6,657	326	346	48.51	51.49

MO	DY	YR	DAY OF WK	HR	HR VOL	PERCENT OF AADT	HOUR NUMBER	AADT	NORTH VOLUME	SOUTH VOLUME	PERCENT NORTH IS OF TOTAL VOLUME	PERCENT SOUTH IS OF TOTAL VOLUME
6	9	2017	6	14	671	10.08	68	6,657	309	362	46.05	53.95
7	21	2017	6	17	671	10.08	69	6,657	350	321	52.16	47.84
8	11	2017	6	17	671	10.08	70	6,657	348	323	51.86	48.14
9	28	2017	5	17	669	10.05	71	6,657	315	354	47.09	52.91
6	6	2017	3	15	668	10.03	72	6,657	319	349	47.75	52.25
7	26	2017	4	16	668	10.03	73	6,657	346	322	51.80	48.20
10	13	2017	6	17	667	10.02	74	6,657	367	300	55.02	44.98
11	1	2017	4	16	667	10.02	75	6,657	329	338	49.33	50.67
5	30	2017	3	16	665	9.99	76	6,657	303	362	45.56	54.44
8	18	2017	6	16	665	9.99	77	6,657	347	318	52.18	47.82
10	10	2017	3	16	665	9.99	78	6,657	319	346	47.97	52.03
7	28	2017	6	15	664	9.97	79	6,657	356	308	53.61	46.39
6	23	2017	6	16	663	9.96	80	6,657	328	335	49.47	50.53
8	23	2017	4	15	663	9.96	81	6,657	340	323	51.28	48.72
9	29	2017	6	17	663	9.96	82	6,657	327	336	49.32	50.68
6	15	2017	5	16	662	9.94	83	6,657	328	334	49.55	50.45
6	23	2017	6	17	662	9.94	84	6,657	337	325	50.91	49.09
7	13	2017	5	16	662	9.94	85	6,657	302	360	45.62	54.38
9	15	2017	6	16	662	9.94	86	6,657	288	374	43.50	56.50
9	15	2017	6	18	662	9.94	87	6,657	376	286	56.80	43.20
5	11	2017	5	15	658	9.88	88	6,657	313	345	47.57	52.43
6	23	2017	6	14	658	9.88	89	6,657	325	333	49.39	50.61
7	20	2017	5	16	658	9.88	90	6,657	300	358	45.59	54.41
8	23	2017	4	16	658	9.88	91	6,657	313	345	47.57	52.43
9	8	2017	6	18	658	9.88	92	6,657	366	292	55.62	44.38
5	12	2017	6	16	657	9.87	93	6,657	325	332	49.47	50.53
9	29	2017	6	15	657	9.87	94	6,657	328	329	49.92	50.08
7	31	2017	2	16	656	9.85	95	6,657	314	342	47.87	52.13
7	14	2017	6	13	655	9.84	96	6,657	308	347	47.02	52.98
8	18	2017	6	12	655	9.84	97	6,657	305	350	46.56	53.44
8	18	2017	6	14	655	9.84	98	6,657	315	340	48.09	51.91
7	20	2017	5	17	654	9.82	99	6,657	342	312	52.29	47.71
10	19	2017	5	17	653	9.81	100	6,657	321	332	49.16	50.84
10	20	2017	6	18	653	9.81	101	6,657	321	332	49.16	50.84
6	2	2017	6	17	652	9.79	102	6,657	318	334	48.77	51.23
6	30	2017	6	18	651	9.78	103	6,657	362	289	55.61	44.39
8	18	2017	6	13	651	9.78	104	6,657	292	359	44.85	55.15
5	23	2017	3	15	650	9.76	105	6,657	302	348	46.46	53.54
8	4	2017	6	17	650	9.76	106	6,657	331	319	50.92	49.08
9	22	2017	6	18	650	9.76	107	6,657	365	285	56.15	43.85
5	5	2017	6	15	649	9.75	108	6,657	329	320	50.69	49.31
6	16	2017	6	12	649	9.75	109	6,657	289	360	44.53	55.47
6	16	2017	6	15	649	9.75	110	6,657	319	330	49.15	50.85
6	28	2017	4	16	649	9.75	111	6,657	300	349	46.22	53.78
6	29	2017	5	16	649	9.75	112	6,657	333	316	51.31	48.69
7	15	2017	7	14	649	9.75	113	6,657	343	306	52.85	47.15
7	15	2017	7	12	648	9.73	114	6,657	354	294	54.63	45.37
5	29	2017	2	13	647	9.72	115	6,657	217	430	33.54	66.46
5	31	2017	4	16	647	9.72	116	6,657	296	351	45.75	54.25
7	27	2017	5	16	647	9.72	117	6,657	329	318	50.85	49.15
8	4	2017	6	18	647	9.72	118	6,657	341	306	52.70	47.30

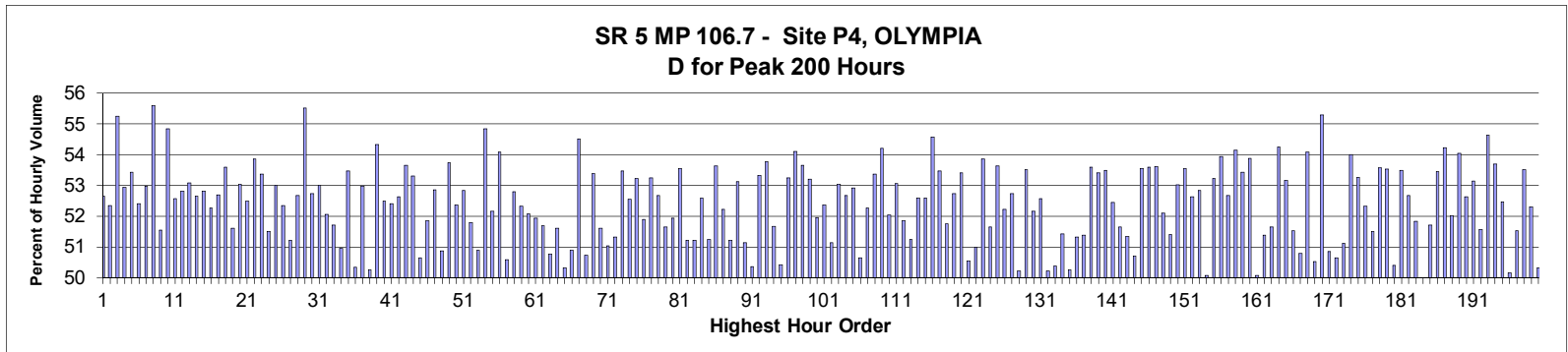


MO	DY	YR	DAY OF WK	HR	HR VOL	PERCENT OF AADT	HOUR NUMBER	AADT	NORTH VOLUME	SOUTH VOLUME	PERCENT NORTH IS OF TOTAL VOLUME	PERCENT SOUTH IS OF TOTAL VOLUME
8	14	2017	2	17	647	9.72	119	6,657	302	345	46.68	53.32
8	22	2017	3	17	647	9.72	120	6,657	333	314	51.47	48.53
8	31	2017	5	16	646	9.70	121	6,657	347	299	53.72	46.28
6	1	2017	5	15	645	9.69	122	6,657	337	308	52.25	47.75
6	5	2017	2	16	645	9.69	123	6,657	314	331	48.68	51.32
7	14	2017	6	11	645	9.69	124	6,657	251	394	38.91	61.09
8	10	2017	5	17	645	9.69	125	6,657	332	313	51.47	48.53
8	25	2017	6	14	645	9.69	126	6,657	317	328	49.15	50.85
9	8	2017	6	16	645	9.69	127	6,657	301	344	46.67	53.33
9	15	2017	6	15	645	9.69	128	6,657	320	325	49.61	50.39
7	19	2017	4	16	644	9.67	129	6,657	302	342	46.89	53.11
8	16	2017	4	16	644	9.67	130	6,657	291	353	45.19	54.81
9	14	2017	5	17	644	9.67	131	6,657	289	355	44.88	55.12
6	29	2017	5	17	643	9.66	132	6,657	299	344	46.50	53.50
6	7	2017	4	16	642	9.64	133	6,657	319	323	49.69	50.31
7	21	2017	6	15	642	9.64	134	6,657	332	310	51.71	48.29
9	1	2017	6	12	642	9.64	135	6,657	306	336	47.66	52.34
10	17	2017	3	16	641	9.63	136	6,657	317	324	49.45	50.55
8	4	2017	6	13	640	9.61	137	6,657	349	291	54.53	45.47
10	3	2017	3	16	640	9.61	138	6,657	299	341	46.72	53.28
6	8	2017	5	16	639	9.60	139	6,657	317	322	49.61	50.39
8	3	2017	5	17	638	9.58	140	6,657	315	323	49.37	50.63
9	26	2017	3	17	638	9.58	141	6,657	294	344	46.08	53.92
10	20	2017	6	15	638	9.58	142	6,657	317	321	49.69	50.31
5	22	2017	2	16	637	9.57	143	6,657	326	311	51.18	48.82
6	8	2017	5	14	637	9.57	144	6,657	319	318	50.08	49.92
6	28	2017	4	17	637	9.57	145	6,657	300	337	47.10	52.90
7	18	2017	3	17	637	9.57	146	6,657	287	350	45.05	54.95
7	21	2017	6	14	637	9.57	147	6,657	312	325	48.98	51.02
8	11	2017	6	16	637	9.57	148	6,657	328	309	51.49	48.51
8	16	2017	4	15	637	9.57	149	6,657	317	320	49.76	50.24
10	11	2017	4	17	637	9.57	150	6,657	296	341	46.47	53.53
5	19	2017	6	17	636	9.55	151	6,657	350	286	55.03	44.97
6	15	2017	5	15	636	9.55	152	6,657	318	318	50.00	50.00
10	16	2017	2	16	636	9.55	153	6,657	290	346	45.60	54.40
10	27	2017	6	15	636	9.55	154	6,657	303	333	47.64	52.36
5	22	2017	2	15	635	9.54	155	6,657	313	322	49.29	50.71
5	24	2017	4	15	635	9.54	156	6,657	318	317	50.08	49.92
6	22	2017	5	16	635	9.54	157	6,657	278	357	43.78	56.22
8	4	2017	6	12	635	9.54	158	6,657	331	304	52.13	47.87
10	9	2017	2	16	635	9.54	159	6,657	316	319	49.76	50.24
4	28	2017	6	16	634	9.52	160	6,657	314	320	49.53	50.47
5	12	2017	6	15	634	9.52	161	6,657	302	332	47.63	52.37
6	30	2017	6	13	634	9.52	162	6,657	317	317	50.00	50.00
7	21	2017	6	18	634	9.52	163	6,657	340	294	53.63	46.37
8	25	2017	6	15	634	9.52	164	6,657	325	309	51.26	48.74
10	4	2017	4	17	634	9.52	165	6,657	299	335	47.16	52.84
10	20	2017	6	14	634	9.52	166	6,657	358	276	56.47	43.53
5	24	2017	4	16	633	9.51	167	6,657	293	340	46.29	53.71
7	13	2017	5	17	633	9.51	168	6,657	293	340	46.29	53.71
7	16	2017	1	13	633	9.51	169	6,657	287	346	45.34	54.66

MO	DY	YR	DAY OF WK	HR	HR VOL	PERCENT OF AADT	HOUR NUMBER	AADT	NORTH VOLUME	SOUTH VOLUME	PERCENT NORTH IS OF TOTAL VOLUME	PERCENT SOUTH IS OF TOTAL VOLUME
8	17	2017	5	17	633	9.51	170	6,657	320	313	50.55	49.45
10	5	2017	5	17	633	9.51	171	6,657	313	320	49.45	50.55
6	19	2017	2	15	632	9.49	172	6,657	320	312	50.63	49.37
7	17	2017	2	16	632	9.49	173	6,657	316	316	50.00	50.00
8	9	2017	4	16	632	9.49	174	6,657	293	339	46.36	53.64
7	28	2017	6	14	631	9.48	175	6,657	324	307	51.35	48.65
5	10	2017	4	16	630	9.46	176	6,657	302	328	47.94	52.06
7	26	2017	4	17	629	9.45	177	6,657	280	349	44.52	55.48
7	28	2017	6	18	629	9.45	178	6,657	338	291	53.74	46.26
9	26	2017	3	16	629	9.45	179	6,657	305	324	48.49	51.51
5	25	2017	5	15	628	9.43	180	6,657	313	315	49.84	50.16
6	14	2017	4	16	628	9.43	181	6,657	321	307	51.11	48.89
8	4	2017	6	14	628	9.43	182	6,657	315	313	50.16	49.84
8	18	2017	6	18	628	9.43	183	6,657	347	281	55.25	44.75
9	7	2017	5	17	628	9.43	184	6,657	285	343	45.38	54.62
9	12	2017	3	16	628	9.43	185	6,657	283	345	45.06	54.94
6	1	2017	5	16	627	9.42	186	6,657	277	350	44.18	55.82
6	13	2017	3	16	627	9.42	187	6,657	303	324	48.33	51.67
6	16	2017	6	17	627	9.42	188	6,657	367	260	58.53	41.47
6	23	2017	6	13	627	9.42	189	6,657	322	305	51.36	48.64
6	30	2017	6	11	627	9.42	190	6,657	289	338	46.09	53.91
6	30	2017	6	12	627	9.42	191	6,657	297	330	47.37	52.63
7	6	2017	5	17	627	9.42	192	6,657	303	324	48.33	51.67
8	3	2017	5	16	627	9.42	193	6,657	278	349	44.34	55.66
10	2	2017	2	16	627	9.42	194	6,657	288	339	45.93	54.07
7	7	2017	6	16	626	9.40	195	6,657	313	313	50.00	50.00
9	2	2017	7	12	626	9.40	196	6,657	322	304	51.44	48.56
9	11	2017	2	16	626	9.40	197	6,657	316	310	50.48	49.52
10	24	2017	3	16	626	9.40	198	6,657	294	332	46.96	53.04
5	18	2017	5	17	625	9.39	199	6,657	306	319	48.96	51.04
8	24	2017	5	17	625	9.39	200	6,657	314	311	50.24	49.76



AADT= 145,664      K 30 FACTOR= 8.22      K 100 FACTOR= 7.97      K 200 FACTOR= 7.78      D 30 FACTOR= 52.73



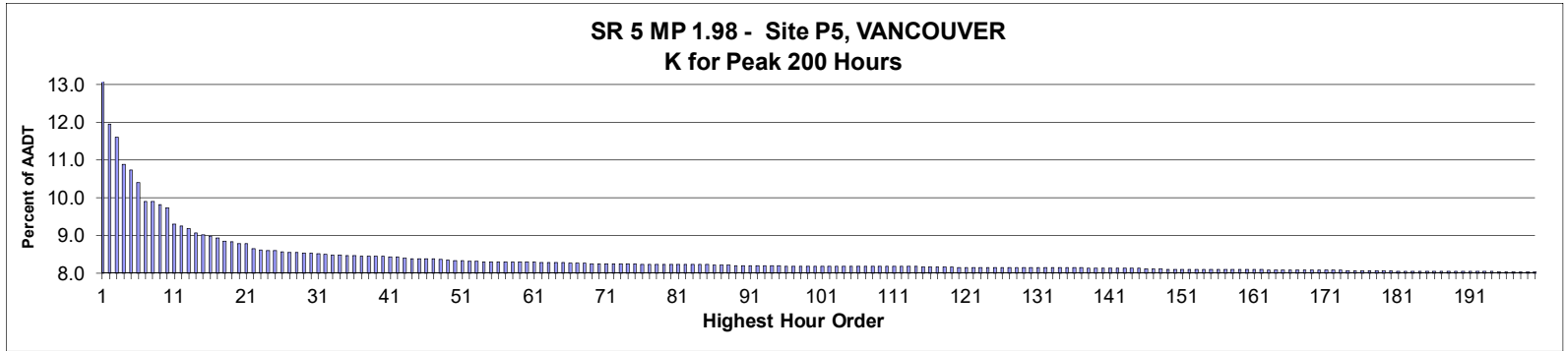
MO	DY	YR	DAY OF WK	HR	HR VOL	PERCENT OF AADT	HOUR NUMBER	AADT	NORTH VOLUME	SOUTH VOLUME	PERCENT NORTH IS OF TOTAL VOLUME	PERCENT SOUTH IS OF TOTAL VOLUME
3	23	2017	5	17	12,544	8.61	1	145,664	6,605	5,939	52.65	47.35
4	11	2017	3	17	12,393	8.51	2	145,664	6,487	5,906	52.34	47.66
6	8	2017	5	18	12,392	8.51	3	145,664	6,847	5,545	55.25	44.75
2	23	2017	5	17	12,315	8.45	4	145,664	6,519	5,796	52.94	47.06
6	7	2017	4	17	12,300	8.44	5	145,664	6,571	5,729	53.42	46.58
2	16	2017	5	17	12,242	8.40	6	145,664	6,416	5,826	52.41	47.59
2	14	2017	3	17	12,217	8.39	7	145,664	6,471	5,746	52.97	47.03
6	13	2017	3	18	12,168	8.35	8	145,664	6,766	5,402	55.60	44.40
4	19	2017	4	17	12,161	8.35	9	145,664	6,269	5,892	51.55	48.45
6	14	2017	4	18	12,138	8.33	10	145,664	6,658	5,480	54.85	45.15
4	11	2017	3	18	12,130	8.33	11	145,664	6,378	5,752	52.58	47.42
2	22	2017	4	17	12,122	8.32	12	145,664	6,403	5,719	52.82	47.18
6	14	2017	4	17	12,117	8.32	13	145,664	6,433	5,684	53.09	46.91
4	18	2017	3	17	12,103	8.31	14	145,664	6,374	5,729	52.66	47.34
6	1	2017	5	17	12,101	8.31	15	145,664	6,390	5,711	52.81	47.19
3	1	2017	4	17	12,079	8.29	16	145,664	6,313	5,766	52.26	47.74

MO	DY	YR	DAY OF WK	HR	HR VOL	PERCENT OF AADT	HOUR NUMBER	AADT	NORTH VOLUME	SOUTH VOLUME	PERCENT NORTH IS OF TOTAL VOLUME	PERCENT SOUTH IS OF TOTAL VOLUME
5	17	2017	4	17	12,076	8.29	17	145,664	6,363	5,713	52.69	47.31
6	13	2017	3	17	12,075	8.29	18	145,664	6,471	5,604	53.59	46.41
2	28	2017	3	17	12,071	8.29	19	145,664	6,230	5,841	51.61	48.39
5	31	2017	4	17	12,058	8.28	20	145,664	6,396	5,662	53.04	46.96
4	6	2017	5	17	12,054	8.28	21	145,664	6,327	5,727	52.49	47.51
6	8	2017	5	17	12,045	8.27	22	145,664	6,487	5,558	53.86	46.14
5	10	2017	4	18	12,039	8.26	23	145,664	6,424	5,615	53.36	46.64
3	21	2017	3	17	12,036	8.26	24	145,664	6,200	5,836	51.51	48.49
2	23	2017	5	18	12,031	8.26	25	145,664	6,377	5,654	53.00	47.00
5	18	2017	5	17	12,023	8.25	26	145,664	6,293	5,730	52.34	47.66
4	21	2017	6	16	12,007	8.24	27	145,664	6,151	5,856	51.23	48.77
1	26	2017	5	17	12,002	8.24	28	145,664	6,323	5,679	52.68	47.32
4	13	2017	5	17	11,986	8.23	29	145,664	6,655	5,331	55.52	44.48
3	30	2017	5	17	11,979	8.22	30	145,664	6,317	5,662	52.73	47.27
2	2	2017	5	17	11,978	8.22	31	145,664	6,349	5,629	53.01	46.99
5	10	2017	4	17	11,978	8.22	32	145,664	6,235	5,743	52.05	47.95
1	24	2017	3	17	11,976	8.22	33	145,664	6,193	5,783	51.71	48.29
1	27	2017	6	16	11,970	8.22	34	145,664	5,870	6,100	49.04	50.96
5	23	2017	3	17	11,901	8.17	35	145,664	6,365	5,536	53.48	46.52
1	27	2017	6	17	11,882	8.16	36	145,664	5,982	5,900	50.35	49.65
6	6	2017	3	17	11,878	8.15	37	145,664	6,292	5,586	52.97	47.03
3	10	2017	6	17	11,877	8.15	38	145,664	5,969	5,908	50.26	49.74
4	12	2017	4	17	11,876	8.15	39	145,664	6,454	5,422	54.34	45.66
6	16	2017	6	17	11,876	8.15	40	145,664	6,234	5,642	52.49	47.51
5	16	2017	3	17	11,875	8.15	41	145,664	6,223	5,652	52.40	47.60
2	1	2017	4	17	11,874	8.15	42	145,664	6,250	5,624	52.64	47.36
5	31	2017	4	18	11,860	8.14	43	145,664	6,364	5,496	53.66	46.34
5	25	2017	5	17	11,852	8.14	44	145,664	6,317	5,535	53.30	46.70
3	31	2017	6	16	11,835	8.12	45	145,664	5,995	5,840	50.65	49.35
5	1	2017	2	17	11,834	8.12	46	145,664	6,137	5,697	51.86	48.14
3	23	2017	5	18	11,827	8.12	47	145,664	6,252	5,575	52.86	47.14
3	31	2017	6	17	11,815	8.11	48	145,664	6,012	5,803	50.88	49.12
5	9	2017	3	17	11,815	8.11	49	145,664	6,348	5,467	53.73	46.27
4	13	2017	5	16	11,804	8.10	50	145,664	6,180	5,624	52.36	47.64
4	27	2017	5	17	11,796	8.10	51	145,664	6,233	5,563	52.84	47.16
1	31	2017	3	17	11,784	8.09	52	145,664	6,103	5,681	51.79	48.21
3	31	2017	6	14	11,782	8.09	53	145,664	5,996	5,786	50.89	49.11
4	26	2017	4	17	11,780	8.09	54	145,664	6,461	5,319	54.85	45.15
10	4	2017	4	17	11,776	8.08	55	145,664	6,143	5,633	52.17	47.83
6	1	2017	5	18	11,773	8.08	56	145,664	6,368	5,405	54.09	45.91
3	31	2017	6	13	11,768	8.08	57	145,664	5,953	5,815	50.59	49.41
4	19	2017	4	18	11,768	8.08	58	145,664	6,214	5,554	52.80	47.20
5	3	2017	4	17	11,767	8.08	59	145,664	6,156	5,611	52.32	47.68
5	5	2017	6	17	11,756	8.07	60	145,664	6,123	5,633	52.08	47.92
2	21	2017	3	17	11,753	8.07	61	145,664	6,103	5,650	51.93	48.07
5	19	2017	6	17	11,750	8.07	62	145,664	6,074	5,676	51.69	48.31
5	18	2017	5	16	11,744	8.06	63	145,664	5,783	5,961	49.24	50.76
3	27	2017	2	17	11,740	8.06	64	145,664	6,059	5,681	51.61	48.39
6	8	2017	5	16	11,737	8.06	65	145,664	5,907	5,830	50.33	49.67
5	19	2017	6	15	11,729	8.05	66	145,664	5,970	5,759	50.90	49.10
6	7	2017	4	18	11,723	8.05	67	145,664	6,390	5,333	54.51	45.49

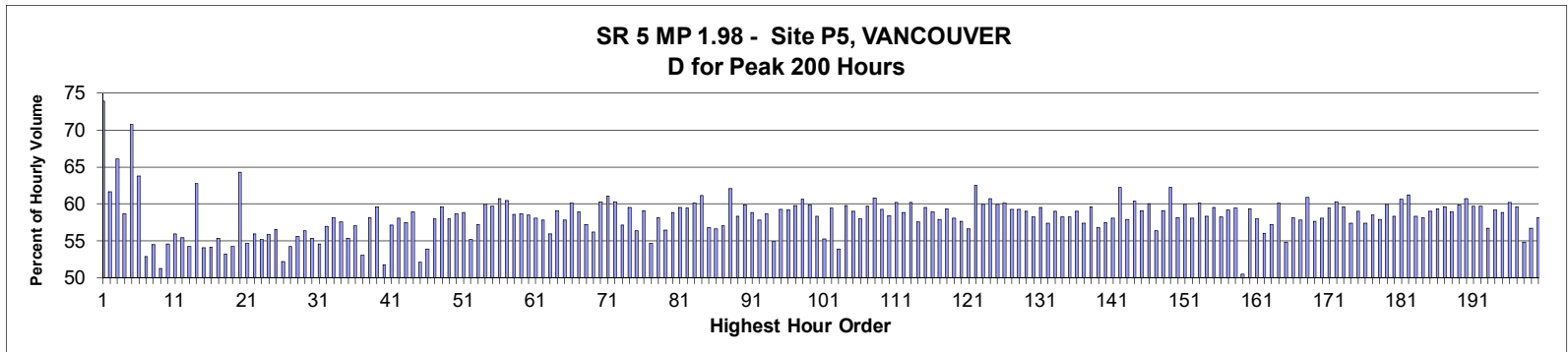
MO	DY	YR	DAY OF WK	HR	HR VOL	PERCENT OF AADT	HOUR NUMBER	AADT	NORTH VOLUME	SOUTH VOLUME	PERCENT NORTH IS OF TOTAL VOLUME	PERCENT SOUTH IS OF TOTAL VOLUME
3	31	2017	6	15	11,719	8.05	68	145,664	5,944	5,775	50.72	49.28
6	12	2017	2	17	11,713	8.04	69	145,664	6,253	5,460	53.39	46.61
2	24	2017	6	17	11,707	8.04	70	145,664	6,041	5,666	51.60	48.40
4	21	2017	6	17	11,705	8.04	71	145,664	5,973	5,732	51.03	48.97
6	2	2017	6	17	11,705	8.04	72	145,664	6,008	5,697	51.33	48.67
2	2	2017	5	18	11,700	8.03	73	145,664	6,256	5,444	53.47	46.53
5	16	2017	3	18	11,693	8.03	74	145,664	6,146	5,547	52.56	47.44
3	14	2017	3	17	11,688	8.02	75	145,664	6,222	5,466	53.23	46.77
3	10	2017	6	16	11,687	8.02	76	145,664	6,066	5,621	51.90	48.10
6	12	2017	2	18	11,685	8.02	77	145,664	6,222	5,463	53.25	46.75
5	24	2017	4	17	11,683	8.02	78	145,664	6,154	5,529	52.67	47.33
3	23	2017	5	16	11,681	8.02	79	145,664	6,032	5,649	51.64	48.36
3	29	2017	4	17	11,680	8.02	80	145,664	6,067	5,613	51.94	48.06
6	6	2017	3	18	11,674	8.01	81	145,664	6,251	5,423	53.55	46.45
5	8	2017	2	17	11,673	8.01	82	145,664	5,980	5,693	51.23	48.77
5	19	2017	6	16	11,662	8.01	83	145,664	5,974	5,688	51.23	48.77
1	25	2017	4	17	11,661	8.01	84	145,664	6,133	5,528	52.59	47.41
2	23	2017	5	16	11,661	8.01	85	145,664	5,975	5,686	51.24	48.76
5	17	2017	4	18	11,657	8.00	86	145,664	6,252	5,405	53.63	46.37
3	22	2017	4	17	11,655	8.00	87	145,664	6,086	5,569	52.22	47.78
3	31	2017	6	18	11,655	8.00	88	145,664	5,969	5,686	51.21	48.79
5	30	2017	3	17	11,651	8.00	89	145,664	6,189	5,462	53.12	46.88
6	16	2017	6	16	11,648	8.00	90	145,664	5,956	5,692	51.13	48.87
4	28	2017	6	17	11,645	7.99	91	145,664	5,865	5,780	50.36	49.64
4	5	2017	4	17	11,644	7.99	92	145,664	6,210	5,434	53.33	46.67
3	1	2017	4	18	11,640	7.99	93	145,664	6,259	5,381	53.77	46.23
4	21	2017	6	15	11,638	7.99	94	145,664	6,014	5,624	51.68	48.32
4	28	2017	6	15	11,630	7.98	95	145,664	5,865	5,765	50.43	49.57
3	15	2017	4	17	11,629	7.98	96	145,664	6,192	5,437	53.25	46.75
5	30	2017	3	18	11,622	7.98	97	145,664	6,289	5,333	54.11	45.89
5	25	2017	5	18	11,615	7.97	98	145,664	6,232	5,383	53.65	46.35
2	17	2017	6	18	11,613	7.97	99	145,664	6,178	5,435	53.20	46.80
6	16	2017	6	15	11,612	7.97	100	145,664	6,033	5,579	51.95	48.05
5	24	2017	4	18	11,605	7.97	101	145,664	6,077	5,528	52.37	47.63
2	16	2017	5	16	11,604	7.97	102	145,664	5,934	5,670	51.14	48.86
3	29	2017	4	18	11,598	7.96	103	145,664	6,152	5,446	53.04	46.96
6	5	2017	2	18	11,598	7.96	104	145,664	6,110	5,488	52.68	47.32
5	22	2017	2	17	11,597	7.96	105	145,664	6,136	5,461	52.91	47.09
5	5	2017	6	13	11,594	7.96	106	145,664	5,722	5,872	49.35	50.65
4	3	2017	2	17	11,593	7.96	107	145,664	6,058	5,535	52.26	47.74
2	17	2017	6	16	11,592	7.96	108	145,664	6,186	5,406	53.36	46.64
6	19	2017	2	18	11,579	7.95	109	145,664	6,277	5,302	54.21	45.79
5	5	2017	6	18	11,577	7.95	110	145,664	6,023	5,554	52.03	47.97
6	5	2017	2	17	11,576	7.95	111	145,664	6,143	5,433	53.07	46.93
1	19	2017	5	17	11,575	7.95	112	145,664	6,002	5,573	51.85	48.15
6	2	2017	6	18	11,567	7.94	113	145,664	5,927	5,640	51.24	48.76
2	13	2017	2	17	11,566	7.94	114	145,664	6,083	5,483	52.59	47.41
4	6	2017	5	18	11,565	7.94	115	145,664	6,083	5,482	52.60	47.40
5	5	2017	6	16	11,565	7.94	116	145,664	6,311	5,254	54.57	45.43
10	3	2017	3	17	11,563	7.94	117	145,664	6,184	5,379	53.48	46.52
4	27	2017	5	18	11,561	7.94	118	145,664	5,984	5,577	51.76	48.24

MO	DY	YR	DAY OF WK	HR	HR VOL	PERCENT OF AADT	HOUR NUMBER	AADT	NORTH VOLUME	SOUTH VOLUME	PERCENT NORTH IS OF TOTAL VOLUME	PERCENT SOUTH IS OF TOTAL VOLUME
3	30	2017	5	18	11,557	7.93	119	145,664	6,094	5,463	52.73	47.27
11	7	2017	3	17	11,553	7.93	120	145,664	6,170	5,383	53.41	46.59
5	25	2017	5	16	11,550	7.93	121	145,664	5,838	5,712	50.55	49.45
5	19	2017	6	14	11,546	7.93	122	145,664	5,887	5,659	50.99	49.01
2	22	2017	4	18	11,542	7.92	123	145,664	6,217	5,325	53.86	46.14
4	26	2017	4	16	11,542	7.92	124	145,664	5,960	5,582	51.64	48.36
4	18	2017	3	18	11,527	7.91	125	145,664	6,183	5,344	53.64	46.36
10	25	2017	4	17	11,527	7.91	126	145,664	6,021	5,506	52.23	47.77
10	3	2017	3	18	11,526	7.91	127	145,664	6,079	5,447	52.74	47.26
6	13	2017	3	16	11,523	7.91	128	145,664	5,787	5,736	50.22	49.78
10	9	2017	2	17	11,522	7.91	129	145,664	6,167	5,355	53.52	46.48
1	30	2017	2	17	11,520	7.91	130	145,664	6,010	5,510	52.17	47.83
2	17	2017	6	17	11,514	7.90	131	145,664	6,054	5,460	52.58	47.42
6	14	2017	4	16	11,514	7.90	132	145,664	5,733	5,781	49.79	50.21
1	13	2017	6	16	11,513	7.90	133	145,664	5,801	5,712	50.39	49.61
1	13	2017	6	17	11,512	7.90	134	145,664	5,920	5,592	51.42	48.58
4	28	2017	6	16	11,509	7.90	135	145,664	5,726	5,783	49.75	50.25
6	1	2017	5	16	11,507	7.90	136	145,664	5,602	5,905	48.68	51.32
1	10	2017	3	17	11,500	7.89	137	145,664	5,909	5,591	51.38	48.62
3	28	2017	3	17	11,500	7.89	138	145,664	6,164	5,336	53.60	46.40
10	4	2017	4	18	11,499	7.89	139	145,664	6,142	5,357	53.41	46.59
4	24	2017	2	17	11,498	7.89	140	145,664	6,151	5,347	53.50	46.50
2	28	2017	3	18	11,495	7.89	141	145,664	6,028	5,467	52.44	47.56
3	24	2017	6	15	11,492	7.89	142	145,664	5,937	5,555	51.66	48.34
2	17	2017	6	15	11,491	7.89	143	145,664	5,900	5,591	51.34	48.66
5	3	2017	4	16	11,488	7.89	144	145,664	5,664	5,824	49.30	50.70
1	31	2017	3	18	11,484	7.88	145	145,664	6,150	5,334	53.55	46.45
5	18	2017	5	18	11,483	7.88	146	145,664	6,155	5,328	53.60	46.40
3	21	2017	3	18	11,482	7.88	147	145,664	6,157	5,325	53.62	46.38
3	24	2017	6	14	11,472	7.88	148	145,664	5,978	5,494	52.11	47.89
6	16	2017	6	14	11,471	7.87	149	145,664	5,897	5,574	51.41	48.59
3	28	2017	3	18	11,470	7.87	150	145,664	6,083	5,387	53.03	46.97
2	24	2017	6	16	11,463	7.87	151	145,664	6,139	5,324	53.55	46.45
11	25	2017	7	13	11,463	7.87	152	145,664	6,034	5,429	52.64	47.36
3	15	2017	4	18	11,461	7.87	153	145,664	6,056	5,405	52.84	47.16
4	21	2017	6	18	11,461	7.87	154	145,664	5,721	5,740	49.92	50.08
4	25	2017	3	17	11,461	7.87	155	145,664	6,099	5,362	53.22	46.78
5	17	2017	4	8	11,461	7.87	156	145,664	5,279	6,182	46.06	53.94
1	25	2017	4	18	11,458	7.87	157	145,664	6,036	5,422	52.68	47.32
6	6	2017	3	8	11,458	7.87	158	145,664	5,253	6,205	45.85	54.15
5	23	2017	3	18	11,446	7.86	159	145,664	6,115	5,331	53.42	46.58
6	19	2017	2	17	11,445	7.86	160	145,664	6,167	5,278	53.88	46.12
3	24	2017	6	13	11,439	7.85	161	145,664	5,710	5,729	49.92	50.08
6	16	2017	6	13	11,436	7.85	162	145,664	5,876	5,560	51.38	48.62
10	2	2017	2	17	11,432	7.85	163	145,664	5,905	5,527	51.65	48.35
5	2	2017	3	17	11,431	7.85	164	145,664	6,200	5,231	54.24	45.76
1	26	2017	5	18	11,425	7.84	165	145,664	6,074	5,351	53.16	46.84
2	22	2017	4	16	11,417	7.84	166	145,664	5,883	5,534	51.53	48.47
4	6	2017	5	16	11,415	7.84	167	145,664	5,798	5,617	50.79	49.21
2	21	2017	3	18	11,413	7.84	168	145,664	6,172	5,241	54.08	45.92
4	27	2017	5	16	11,411	7.83	169	145,664	5,765	5,646	50.52	49.48

MO	DY	YR	DAY OF WK	HR	HR VOL	PERCENT OF AADT	HOUR NUMBER	AADT	NORTH VOLUME	SOUTH VOLUME	PERCENT NORTH IS OF TOTAL VOLUME	PERCENT SOUTH IS OF TOTAL VOLUME
4	4	2017	3	17	11,410	7.83	170	145,664	6,309	5,101	55.29	44.71
6	16	2017	6	18	11,409	7.83	171	145,664	5,801	5,608	50.85	49.15
6	2	2017	6	14	11,407	7.83	172	145,664	5,778	5,629	50.65	49.35
5	12	2017	6	17	11,404	7.83	173	145,664	5,829	5,575	51.11	48.89
2	24	2017	6	18	11,402	7.83	174	145,664	6,158	5,244	54.01	45.99
4	26	2017	4	18	11,400	7.83	175	145,664	6,072	5,328	53.26	46.74
2	15	2017	4	17	11,395	7.82	176	145,664	5,963	5,432	52.33	47.67
2	17	2017	6	13	11,395	7.82	177	145,664	5,526	5,869	48.49	51.51
10	10	2017	3	17	11,395	7.82	178	145,664	6,104	5,291	53.57	46.43
3	2	2017	5	17	11,387	7.82	179	145,664	6,096	5,291	53.53	46.47
5	5	2017	6	14	11,381	7.81	180	145,664	5,736	5,645	50.40	49.60
5	23	2017	3	8	11,375	7.81	181	145,664	5,290	6,085	46.51	53.49
3	25	2017	7	13	11,374	7.81	182	145,664	5,992	5,382	52.68	47.32
4	7	2017	6	13	11,364	7.80	183	145,664	5,891	5,473	51.84	48.16
1	13	2017	6	15	11,363	7.80	184	145,664	5,682	5,681	50.00	50.00
3	25	2017	7	14	11,363	7.80	185	145,664	5,877	5,486	51.72	48.28
2	15	2017	4	18	11,362	7.80	186	145,664	6,074	5,288	53.46	46.54
10	26	2017	5	17	11,358	7.80	187	145,664	6,160	5,198	54.23	45.77
1	5	2017	5	17	11,356	7.80	188	145,664	5,906	5,450	52.01	47.99
5	9	2017	3	8	11,343	7.79	189	145,664	5,213	6,130	45.96	54.04
4	20	2017	5	8	11,340	7.79	190	145,664	5,371	5,969	47.36	52.64
5	8	2017	2	18	11,340	7.79	191	145,664	6,026	5,314	53.14	46.86
5	30	2017	3	16	11,339	7.78	192	145,664	5,847	5,492	51.57	48.43
11	15	2017	4	17	11,338	7.78	193	145,664	6,195	5,143	54.64	45.36
4	20	2017	5	17	11,337	7.78	194	145,664	6,088	5,249	53.70	46.30
1	24	2017	3	18	11,336	7.78	195	145,664	5,948	5,388	52.47	47.53
2	24	2017	6	15	11,335	7.78	196	145,664	5,684	5,651	50.15	49.85
3	30	2017	5	16	11,331	7.78	197	145,664	5,838	5,493	51.52	48.48
5	3	2017	4	18	11,330	7.78	198	145,664	6,063	5,267	53.51	46.49
3	20	2017	2	17	11,329	7.78	199	145,664	5,925	5,404	52.30	47.70
5	19	2017	6	18	11,328	7.78	200	145,664	5,700	5,628	50.32	49.68



**AADT= 135,051      K 30 FACTOR= 8.49      K 100 FACTOR= 8.14      K 200 FACTOR= 7.99      D 30 FACTOR= 55.37**



MO	DY	YR	DAY OF WK	HR	HR VOL	PERCENT OF AADT	HOUR NUMBER	AADT	NORTH VOLUME	SOUTH VOLUME	PERCENT NORTH IS OF TOTAL VOLUME	PERCENT SOUTH IS OF TOTAL VOLUME
5	9	2017	3	13	17,625	13.05	1	135,051	4,601	13,024	26.10	73.90
5	3	2017	4	16	16,066	11.90	2	135,051	6,164	9,902	38.37	61.63
5	9	2017	3	15	15,596	11.55	3	135,051	5,294	10,302	33.94	66.06
5	9	2017	3	16	14,625	10.83	4	135,051	6,045	8,580	41.33	58.67
5	9	2017	3	14	14,425	10.68	5	135,051	4,217	10,208	29.23	70.77
5	3	2017	4	15	13,991	10.36	6	135,051	5,072	8,919	36.25	63.75
5	3	2017	4	17	13,306	9.85	7	135,051	6,277	7,029	47.17	52.83
5	31	2017	4	16	13,306	9.85	8	135,051	6,052	7,254	45.48	54.52
5	31	2017	4	17	13,197	9.77	9	135,051	6,430	6,767	48.72	51.28
5	10	2017	4	16	13,073	9.68	10	135,051	5,934	7,139	45.39	54.61
5	31	2017	4	15	12,512	9.26	11	135,051	5,512	7,000	44.05	55.95
5	10	2017	4	15	12,420	9.20	12	135,051	5,534	6,886	44.56	55.44
6	1	2017	5	17	12,337	9.14	13	135,051	6,695	5,642	54.27	45.73
5	31	2017	4	14	12,177	9.02	14	135,051	4,538	7,639	37.27	62.73
5	9	2017	3	17	12,109	8.97	15	135,051	6,550	5,559	54.09	45.91
5	10	2017	4	18	12,055	8.93	16	135,051	6,530	5,525	54.17	45.83

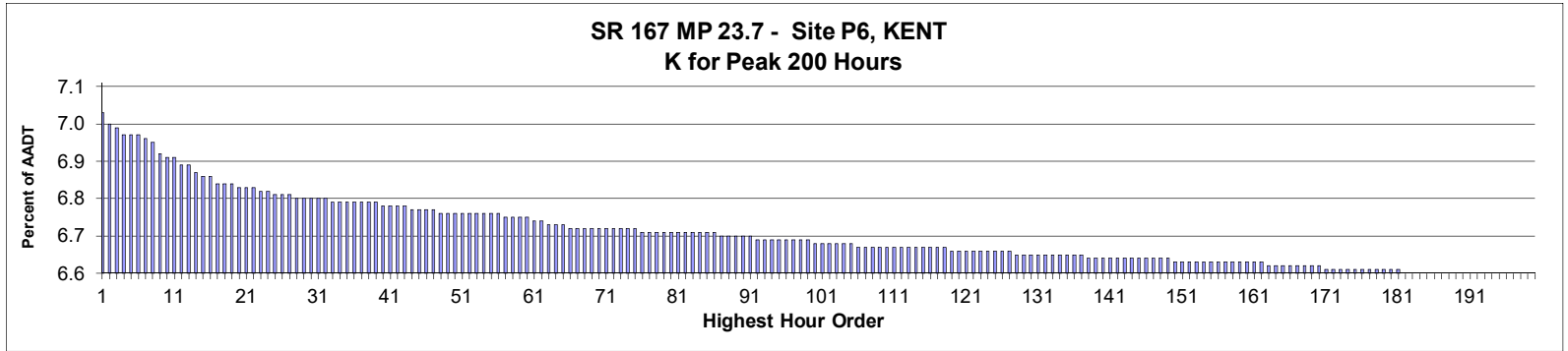


MO	DY	YR	DAY OF WK	HR	HR VOL	PERCENT OF AADT	HOUR NUMBER	AADT	NORTH VOLUME	SOUTH VOLUME	PERCENT NORTH IS OF TOTAL VOLUME	PERCENT SOUTH IS OF TOTAL VOLUME
6	1	2017	5	18	12,011	8.89	17	135,051	6,646	5,365	55.33	44.67
6	2	2017	6	17	11,903	8.81	18	135,051	6,333	5,570	53.21	46.79
5	10	2017	4	17	11,871	8.79	19	135,051	6,442	5,429	54.27	45.73
5	31	2017	4	13	11,804	8.74	20	135,051	4,220	7,584	35.75	64.25
5	9	2017	3	18	11,803	8.74	21	135,051	6,448	5,355	54.63	45.37
10	6	2017	6	17	11,613	8.60	22	135,051	6,496	5,117	55.94	44.06
5	3	2017	4	18	11,573	8.57	23	135,051	6,387	5,186	55.19	44.81
10	6	2017	6	18	11,562	8.56	24	135,051	6,460	5,102	55.87	44.13
5	25	2017	5	17	11,560	8.56	25	135,051	6,534	5,026	56.52	43.48
5	18	2017	5	16	11,506	8.52	26	135,051	6,008	5,498	52.22	47.78
2	17	2017	6	17	11,483	8.50	27	135,051	6,231	5,252	54.26	45.74
5	8	2017	2	17	11,474	8.50	28	135,051	6,383	5,091	55.63	44.37
5	31	2017	4	18	11,462	8.49	29	135,051	6,458	5,004	56.34	43.66
7	27	2017	5	18	11,460	8.49	30	135,051	6,345	5,115	55.37	44.63
6	1	2017	5	16	11,435	8.47	31	135,051	6,240	5,195	54.57	45.43
5	25	2017	5	18	11,415	8.45	32	135,051	6,506	4,909	57.00	43.00
6	16	2017	6	17	11,397	8.44	33	135,051	6,627	4,770	58.15	41.85
9	13	2017	4	18	11,381	8.43	34	135,051	6,550	4,831	57.55	42.45
12	8	2017	6	17	11,377	8.42	35	135,051	6,294	5,083	55.32	44.68
11	17	2017	6	17	11,369	8.42	36	135,051	6,489	4,880	57.08	42.92
6	2	2017	6	16	11,346	8.40	37	135,051	6,014	5,332	53.01	46.99
10	27	2017	6	17	11,344	8.40	38	135,051	6,596	4,748	58.15	41.85
4	13	2017	5	18	11,340	8.40	39	135,051	6,757	4,583	59.59	40.41
4	21	2017	6	16	11,339	8.40	40	135,051	5,873	5,466	51.79	48.21
9	29	2017	6	17	11,335	8.39	41	135,051	6,472	4,863	57.10	42.90
12	13	2017	4	17	11,311	8.38	42	135,051	6,566	4,745	58.05	41.95
5	5	2017	6	17	11,280	8.35	43	135,051	6,479	4,801	57.44	42.56
12	14	2017	5	18	11,259	8.34	44	135,051	6,638	4,621	58.96	41.04
5	18	2017	5	15	11,256	8.33	45	135,051	5,393	5,863	47.91	52.09
5	8	2017	2	16	11,248	8.33	46	135,051	6,062	5,186	53.89	46.11
6	14	2017	4	17	11,248	8.33	47	135,051	6,521	4,727	57.97	42.03
10	25	2017	4	18	11,240	8.32	48	135,051	6,696	4,544	59.57	40.43
12	7	2017	5	18	11,221	8.31	49	135,051	6,503	4,718	57.95	42.05
5	18	2017	5	18	11,198	8.29	50	135,051	6,570	4,628	58.67	41.33
10	24	2017	3	18	11,181	8.28	51	135,051	6,574	4,607	58.80	41.20
12	8	2017	6	18	11,169	8.27	52	135,051	6,158	5,011	55.13	44.87
8	17	2017	5	18	11,162	8.27	53	135,051	6,382	4,780	57.18	42.82
3	28	2017	3	17	11,161	8.26	54	135,051	6,692	4,469	59.96	40.04
11	7	2017	3	17	11,161	8.26	55	135,051	6,659	4,502	59.66	40.34
8	23	2017	4	18	11,159	8.26	56	135,051	6,779	4,380	60.75	39.25
8	30	2017	4	18	11,154	8.26	57	135,051	6,744	4,410	60.46	39.54
12	5	2017	3	17	11,154	8.26	58	135,051	6,531	4,623	58.55	41.45
6	16	2017	6	18	11,151	8.26	59	135,051	6,545	4,606	58.69	41.31
2	23	2017	5	18	11,145	8.25	60	135,051	6,520	4,625	58.50	41.50
12	7	2017	5	17	11,139	8.25	61	135,051	6,473	4,666	58.11	41.89
11	3	2017	6	17	11,132	8.24	62	135,051	6,432	4,700	57.78	42.22
4	21	2017	6	17	11,122	8.24	63	135,051	6,225	4,897	55.97	44.03
12	14	2017	5	17	11,113	8.23	64	135,051	6,570	4,543	59.12	40.88
12	5	2017	3	18	11,111	8.23	65	135,051	6,426	4,685	57.83	42.17
4	13	2017	5	17	11,105	8.22	66	135,051	6,679	4,426	60.14	39.86
12	6	2017	4	18	11,103	8.22	67	135,051	6,537	4,566	58.88	41.12

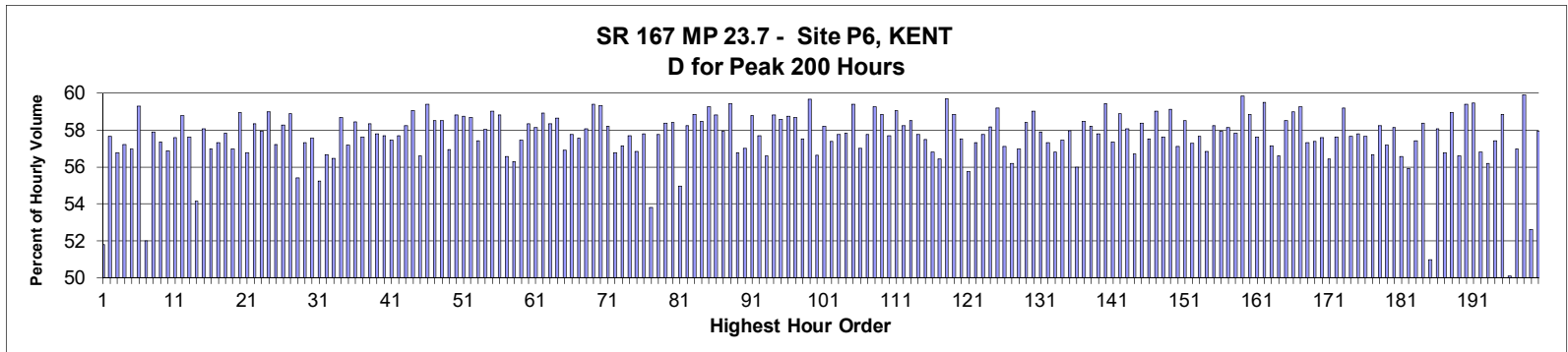
MO	DY	YR	DAY OF WK	HR	HR VOL	PERCENT OF AADT	HOUR NUMBER	AADT	NORTH VOLUME	SOUTH VOLUME	PERCENT NORTH IS OF TOTAL VOLUME	PERCENT SOUTH IS OF TOTAL VOLUME
5	10	2017	4	14	11,098	8.22	68	135,051	4,749	6,349	42.79	57.21
6	9	2017	6	17	11,094	8.21	69	135,051	6,237	4,857	56.22	43.78
4	20	2017	5	18	11,078	8.20	70	135,051	6,677	4,401	60.27	39.73
5	3	2017	4	14	11,075	8.20	71	135,051	4,309	6,766	38.91	61.09
4	19	2017	4	17	11,073	8.20	72	135,051	6,671	4,402	60.25	39.75
6	16	2017	6	16	11,070	8.20	73	135,051	6,328	4,742	57.16	42.84
12	6	2017	4	17	11,070	8.20	74	135,051	6,591	4,479	59.54	40.46
9	13	2017	4	17	11,068	8.20	75	135,051	6,238	4,830	56.36	43.64
8	24	2017	5	17	11,066	8.19	76	135,051	6,542	4,524	59.12	40.88
3	31	2017	6	16	11,064	8.19	77	135,051	6,048	5,016	54.66	45.34
5	18	2017	5	17	11,063	8.19	78	135,051	6,437	4,626	58.18	41.82
12	1	2017	6	17	11,059	8.19	79	135,051	6,244	4,815	56.46	43.54
5	11	2017	5	17	11,054	8.19	80	135,051	6,505	4,549	58.85	41.15
3	21	2017	3	18	11,053	8.18	81	135,051	6,579	4,474	59.52	40.48
5	11	2017	5	18	11,052	8.18	82	135,051	6,566	4,486	59.41	40.59
5	17	2017	4	17	11,052	8.18	83	135,051	6,642	4,410	60.10	39.90
11	1	2017	4	18	11,050	8.18	84	135,051	6,751	4,299	61.10	38.90
9	29	2017	6	18	11,041	8.18	85	135,051	6,269	4,772	56.78	43.22
3	3	2017	6	17	11,037	8.17	86	135,051	6,250	4,787	56.63	43.37
5	5	2017	6	18	11,032	8.17	87	135,051	6,292	4,740	57.03	42.97
7	25	2017	3	17	11,031	8.17	88	135,051	6,849	4,182	62.09	37.91
9	28	2017	5	18	11,026	8.16	89	135,051	6,428	4,598	58.30	41.70
10	10	2017	3	18	11,019	8.16	90	135,051	6,592	4,427	59.82	40.18
10	3	2017	3	18	11,008	8.15	91	135,051	6,474	4,534	58.81	41.19
2	24	2017	6	17	11,006	8.15	92	135,051	6,361	4,645	57.80	42.20
3	16	2017	5	17	11,006	8.15	93	135,051	6,461	4,545	58.70	41.30
5	25	2017	5	16	11,006	8.15	94	135,051	6,040	4,966	54.88	45.12
6	14	2017	4	18	11,004	8.15	95	135,051	6,524	4,480	59.29	40.71
2	28	2017	3	18	10,997	8.14	96	135,051	6,506	4,491	59.16	40.84
5	15	2017	2	17	10,995	8.14	97	135,051	6,574	4,421	59.79	40.21
8	29	2017	3	17	10,995	8.14	98	135,051	6,663	4,332	60.60	39.40
6	13	2017	3	18	10,993	8.14	99	135,051	6,583	4,410	59.88	40.12
3	16	2017	5	18	10,989	8.14	100	135,051	6,412	4,577	58.35	41.65
10	6	2017	6	16	10,989	8.14	101	135,051	6,073	4,916	55.26	44.74
2	14	2017	3	18	10,987	8.14	102	135,051	6,533	4,454	59.46	40.54
7	27	2017	5	17	10,987	8.14	103	135,051	5,923	5,064	53.91	46.09
11	2	2017	5	18	10,987	8.14	104	135,051	6,566	4,421	59.76	40.24
12	13	2017	4	18	10,983	8.13	105	135,051	6,484	4,499	59.04	40.96
9	8	2017	6	18	10,981	8.13	106	135,051	6,371	4,610	58.02	41.98
8	30	2017	4	17	10,980	8.13	107	135,051	6,557	4,423	59.72	40.28
4	26	2017	4	18	10,979	8.13	108	135,051	6,679	4,300	60.83	39.17
6	28	2017	4	18	10,979	8.13	109	135,051	6,504	4,475	59.24	40.76
8	24	2017	5	18	10,978	8.13	110	135,051	6,409	4,569	58.38	41.62
11	9	2017	5	18	10,978	8.13	111	135,051	6,613	4,365	60.24	39.76
4	27	2017	5	17	10,976	8.13	112	135,051	6,461	4,515	58.86	41.14
8	23	2017	4	17	10,976	8.13	113	135,051	6,611	4,365	60.23	39.77
6	9	2017	6	18	10,973	8.13	114	135,051	6,319	4,654	57.59	42.41
9	26	2017	3	18	10,972	8.12	115	135,051	6,529	4,443	59.51	40.49
8	16	2017	4	18	10,971	8.12	116	135,051	6,465	4,506	58.93	41.07
8	10	2017	5	18	10,966	8.12	117	135,051	6,349	4,617	57.90	42.10
8	31	2017	5	18	10,966	8.12	118	135,051	6,507	4,459	59.34	40.66

MO	DY	YR	DAY OF WK	HR	HR VOL	PERCENT OF AADT	HOUR NUMBER	AADT	NORTH VOLUME	SOUTH VOLUME	PERCENT NORTH IS OF TOTAL VOLUME	PERCENT SOUTH IS OF TOTAL VOLUME
6	21	2017	4	17	10,961	8.12	119	135,051	6,367	4,594	58.09	41.91
10	5	2017	5	17	10,958	8.11	120	135,051	6,314	4,644	57.62	42.38
12	8	2017	6	16	10,957	8.11	121	135,051	6,205	4,752	56.63	43.37
5	9	2017	3	12	10,955	8.11	122	135,051	4,104	6,851	37.46	62.54
5	24	2017	4	17	10,955	8.11	123	135,051	6,564	4,391	59.92	40.08
5	17	2017	4	18	10,952	8.11	124	135,051	6,648	4,304	60.70	39.30
12	20	2017	4	17	10,951	8.11	125	135,051	6,566	4,385	59.96	40.04
4	18	2017	3	18	10,948	8.11	126	135,051	6,578	4,370	60.08	39.92
10	25	2017	4	17	10,948	8.11	127	135,051	6,492	4,456	59.30	40.70
12	12	2017	3	17	10,947	8.11	128	135,051	6,489	4,458	59.28	40.72
8	17	2017	5	17	10,942	8.10	129	135,051	6,459	4,483	59.03	40.97
11	7	2017	3	18	10,942	8.10	130	135,051	6,372	4,570	58.23	41.77
4	19	2017	4	18	10,941	8.10	131	135,051	6,509	4,432	59.49	40.51
12	15	2017	6	16	10,939	8.10	132	135,051	6,280	4,659	57.41	42.59
10	5	2017	5	18	10,938	8.10	133	135,051	6,457	4,481	59.03	40.97
3	23	2017	5	18	10,937	8.10	134	135,051	6,374	4,563	58.28	41.72
12	1	2017	6	16	10,935	8.10	135	135,051	6,366	4,569	58.22	41.78
7	19	2017	4	18	10,934	8.10	136	135,051	6,448	4,486	58.97	41.03
9	27	2017	4	17	10,934	8.10	137	135,051	6,274	4,660	57.38	42.62
11	29	2017	4	17	10,928	8.09	138	135,051	6,513	4,415	59.60	40.40
12	15	2017	6	18	10,926	8.09	139	135,051	6,201	4,725	56.75	43.25
11	3	2017	6	18	10,924	8.09	140	135,051	6,277	4,647	57.46	42.54
9	22	2017	6	17	10,916	8.08	141	135,051	6,341	4,575	58.09	41.91
7	25	2017	3	18	10,915	8.08	142	135,051	6,793	4,122	62.24	37.76
4	28	2017	6	17	10,912	8.08	143	135,051	6,321	4,591	57.93	42.07
5	30	2017	3	17	10,910	8.08	144	135,051	6,590	4,320	60.40	39.60
3	23	2017	5	17	10,908	8.08	145	135,051	6,447	4,461	59.10	40.90
6	13	2017	3	17	10,901	8.07	146	135,051	6,547	4,354	60.06	39.94
11	17	2017	6	16	10,895	8.07	147	135,051	6,138	4,757	56.34	43.66
3	28	2017	3	18	10,893	8.07	148	135,051	6,440	4,453	59.12	40.88
10	31	2017	3	17	10,889	8.06	149	135,051	6,778	4,111	62.25	37.75
2	10	2017	6	17	10,884	8.06	150	135,051	6,333	4,551	58.19	41.81
4	11	2017	3	17	10,883	8.06	151	135,051	6,528	4,355	59.98	40.02
12	20	2017	4	18	10,883	8.06	152	135,051	6,318	4,565	58.05	41.95
3	2	2017	5	17	10,881	8.06	153	135,051	6,538	4,343	60.09	39.91
10	20	2017	6	18	10,880	8.06	154	135,051	6,342	4,538	58.29	41.71
11	6	2017	2	17	10,880	8.06	155	135,051	6,475	4,405	59.51	40.49
11	30	2017	5	18	10,880	8.06	156	135,051	6,336	4,544	58.24	41.76
6	21	2017	4	18	10,879	8.06	157	135,051	6,438	4,441	59.18	40.82
11	29	2017	4	18	10,879	8.06	158	135,051	6,467	4,412	59.44	40.56
5	8	2017	2	15	10,873	8.05	159	135,051	5,383	5,490	49.51	50.49
5	24	2017	4	18	10,870	8.05	160	135,051	6,450	4,420	59.34	40.66
7	6	2017	5	18	10,869	8.05	161	135,051	6,302	4,567	57.98	42.02
10	13	2017	6	18	10,865	8.05	162	135,051	6,084	4,781	56.00	44.00
10	26	2017	5	18	10,863	8.04	163	135,051	6,215	4,648	57.21	42.79
3	22	2017	4	17	10,861	8.04	164	135,051	6,528	4,333	60.10	39.90
2	17	2017	6	18	10,860	8.04	165	135,051	5,959	4,901	54.87	45.13
2	23	2017	5	17	10,860	8.04	166	135,051	6,312	4,548	58.12	41.88
5	5	2017	6	16	10,855	8.04	167	135,051	6,273	4,582	57.79	42.21
6	12	2017	2	18	10,855	8.04	168	135,051	6,604	4,251	60.84	39.16
11	3	2017	6	16	10,847	8.03	169	135,051	6,253	4,594	57.65	42.35

MO	DY	YR	DAY OF WK	HR	HR VOL	PERCENT OF AADT	HOUR NUMBER	AADT	NORTH VOLUME	SOUTH VOLUME	PERCENT NORTH IS OF TOTAL VOLUME	PERCENT SOUTH IS OF TOTAL VOLUME
3	30	2017	5	18	10,846	8.03	170	135,051	6,301	4,545	58.10	41.90
3	15	2017	4	17	10,842	8.03	171	135,051	6,445	4,397	59.44	40.56
2	14	2017	3	17	10,841	8.03	172	135,051	6,537	4,304	60.30	39.70
11	21	2017	3	17	10,838	8.03	173	135,051	6,458	4,380	59.59	40.41
7	20	2017	5	18	10,836	8.02	174	135,051	6,221	4,615	57.41	42.59
9	14	2017	5	18	10,835	8.02	175	135,051	6,395	4,440	59.02	40.98
9	8	2017	6	16	10,833	8.02	176	135,051	6,214	4,619	57.36	42.64
11	15	2017	4	17	10,832	8.02	177	135,051	6,337	4,495	58.50	41.50
9	27	2017	4	18	10,829	8.02	178	135,051	6,267	4,562	57.87	42.13
9	19	2017	3	18	10,827	8.02	179	135,051	6,487	4,340	59.92	40.08
8	16	2017	4	17	10,826	8.02	180	135,051	6,314	4,512	58.32	41.68
3	1	2017	4	18	10,824	8.01	181	135,051	6,558	4,266	60.59	39.41
10	18	2017	4	17	10,824	8.01	182	135,051	6,623	4,201	61.19	38.81
8	10	2017	5	17	10,823	8.01	183	135,051	6,315	4,508	58.35	41.65
10	26	2017	5	17	10,823	8.01	184	135,051	6,296	4,527	58.17	41.83
10	30	2017	2	17	10,821	8.01	185	135,051	6,389	4,432	59.04	40.96
2	22	2017	4	17	10,811	8.01	186	135,051	6,415	4,396	59.34	40.66
10	11	2017	4	17	10,810	8.00	187	135,051	6,444	4,366	59.61	40.39
6	22	2017	5	17	10,809	8.00	188	135,051	6,364	4,445	58.88	41.12
8	29	2017	3	18	10,808	8.00	189	135,051	6,474	4,334	59.90	40.10
4	18	2017	3	17	10,807	8.00	190	135,051	6,563	4,244	60.73	39.27
9	19	2017	3	17	10,806	8.00	191	135,051	6,448	4,358	59.67	40.33
4	27	2017	5	18	10,805	8.00	192	135,051	6,453	4,352	59.72	40.28
3	31	2017	6	18	10,804	8.00	193	135,051	6,126	4,678	56.70	43.30
6	29	2017	5	17	10,801	8.00	194	135,051	6,392	4,409	59.18	40.82
9	26	2017	3	17	10,797	7.99	195	135,051	6,350	4,447	58.81	41.19
3	29	2017	4	18	10,796	7.99	196	135,051	6,500	4,296	60.21	39.79
4	20	2017	5	17	10,795	7.99	197	135,051	6,434	4,361	59.60	40.40
2	17	2017	6	16	10,794	7.99	198	135,051	5,921	4,873	54.85	45.15
4	14	2017	6	18	10,793	7.99	199	135,051	6,123	4,670	56.73	43.27
1	6	2017	6	17	10,789	7.99	200	135,051	6,278	4,511	58.19	41.81



**AADT= 126,468      K 30 FACTOR= 6.79      K 100 FACTOR= 6.67      K 200 FACTOR= 6.59      D 30 FACTOR= 57.57**



MO	DY	YR	DAY OF WK	HR	HR VOL	PERCENT OF AADT	HOUR NUMBER	AADT	NORTH VOLUME	SOUTH VOLUME	PERCENT NORTH IS OF TOTAL VOLUME	PERCENT SOUTH IS OF TOTAL VOLUME
10	7	2017	7	15	8,884	7.02	1	126,468	4,281	4,603	48.19	51.81
2	24	2017	6	16	8,840	6.99	2	126,468	3,743	5,097	42.34	57.66
4	28	2017	6	17	8,823	6.98	3	126,468	3,814	5,009	43.23	56.77
4	28	2017	6	16	8,807	6.96	4	126,468	3,768	5,039	42.78	57.22
3	31	2017	6	17	8,797	6.96	5	126,468	3,785	5,012	43.03	56.97
4	11	2017	3	17	8,796	6.96	6	126,468	3,581	5,215	40.71	59.29
8	29	2017	3	18	8,784	6.95	7	126,468	4,217	4,567	48.01	51.99
1	20	2017	6	16	8,772	6.94	8	126,468	3,694	5,078	42.11	57.89
4	14	2017	6	16	8,743	6.91	9	126,468	3,727	5,016	42.63	57.37
4	14	2017	6	15	8,725	6.90	10	126,468	3,763	4,962	43.13	56.87
5	17	2017	4	17	8,724	6.90	11	126,468	3,699	5,025	42.40	57.60
4	4	2017	3	16	8,704	6.88	12	126,468	3,587	5,117	41.21	58.79
4	14	2017	6	17	8,699	6.88	13	126,468	3,687	5,012	42.38	57.62
8	29	2017	3	19	8,670	6.86	14	126,468	3,976	4,694	45.86	54.14
5	3	2017	4	16	8,669	6.85	15	126,468	3,635	5,034	41.93	58.07
4	28	2017	6	15	8,660	6.85	16	126,468	3,726	4,934	43.03	56.97

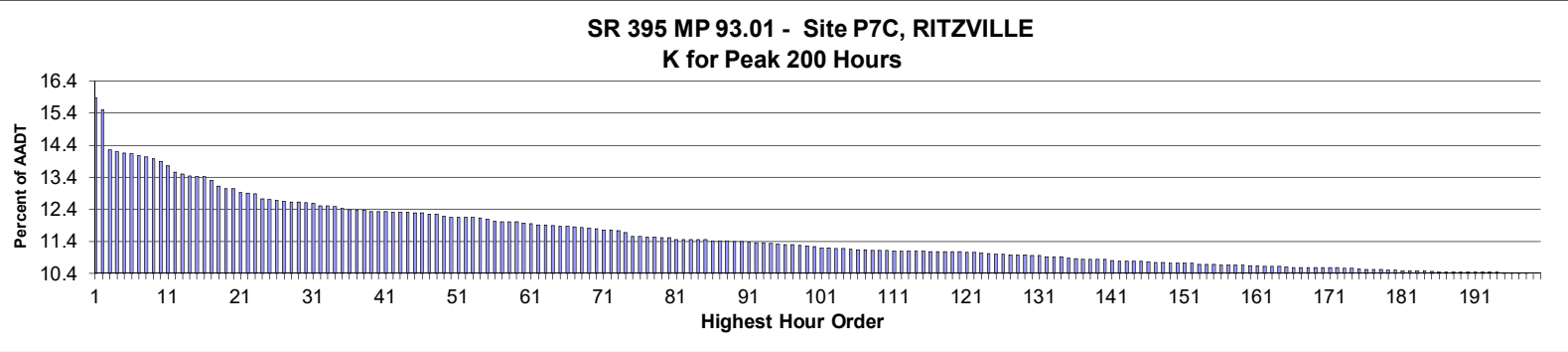
MO	DY	YR	DAY OF WK	HR	HR VOL	PERCENT OF AADT	HOUR NUMBER	AADT	NORTH VOLUME	SOUTH VOLUME	PERCENT NORTH IS OF TOTAL VOLUME	PERCENT SOUTH IS OF TOTAL VOLUME
2	24	2017	6	17	8,642	6.83	17	126,468	3,688	4,954	42.68	57.32
8	8	2017	3	17	8,642	6.83	18	126,468	3,644	4,998	42.17	57.83
2	21	2017	3	15	8,640	6.83	19	126,468	3,718	4,922	43.03	56.97
1	26	2017	5	16	8,630	6.82	20	126,468	3,543	5,087	41.05	58.95
8	16	2017	4	17	8,628	6.82	21	126,468	3,728	4,900	43.21	56.79
4	6	2017	5	16	8,624	6.82	22	126,468	3,594	5,030	41.67	58.33
1	27	2017	6	16	8,611	6.81	23	126,468	3,622	4,989	42.06	57.94
3	20	2017	2	17	8,610	6.81	24	126,468	3,530	5,080	41.00	59.00
2	14	2017	3	17	8,604	6.80	25	126,468	3,680	4,924	42.77	57.23
2	16	2017	5	17	8,600	6.80	26	126,468	3,589	5,011	41.73	58.27
2	28	2017	3	16	8,594	6.80	27	126,468	3,533	5,061	41.11	58.89
8	14	2017	2	18	8,592	6.79	28	126,468	3,830	4,762	44.58	55.42
5	10	2017	4	17	8,590	6.79	29	126,468	3,667	4,923	42.69	57.31
6	14	2017	4	15	8,589	6.79	30	126,468	3,644	4,945	42.43	57.57
6	14	2017	4	18	8,588	6.79	31	126,468	3,843	4,745	44.75	55.25
8	29	2017	3	17	8,587	6.79	32	126,468	3,722	4,865	43.34	56.66
2	24	2017	6	15	8,580	6.78	33	126,468	3,735	4,845	43.53	56.47
4	6	2017	5	17	8,579	6.78	34	126,468	3,545	5,034	41.32	58.68
5	31	2017	4	17	8,579	6.78	35	126,468	3,673	4,906	42.81	57.19
5	17	2017	4	16	8,577	6.78	36	126,468	3,564	5,013	41.55	58.45
1	26	2017	5	17	8,572	6.78	37	126,468	3,634	4,938	42.39	57.61
7	26	2017	4	17	8,569	6.78	38	126,468	3,569	5,000	41.65	58.35
8	25	2017	6	16	8,569	6.78	39	126,468	3,616	4,953	42.20	57.80
5	8	2017	2	17	8,563	6.77	40	126,468	3,621	4,942	42.29	57.71
1	16	2017	2	16	8,562	6.77	41	126,468	3,643	4,919	42.55	57.45
4	7	2017	6	17	8,562	6.77	42	126,468	3,623	4,939	42.31	57.69
2	28	2017	3	17	8,559	6.77	43	126,468	3,573	4,986	41.75	58.25
1	30	2017	2	16	8,554	6.76	44	126,468	3,503	5,051	40.95	59.05
3	10	2017	6	17	8,554	6.76	45	126,468	3,713	4,841	43.41	56.59
2	22	2017	4	16	8,546	6.76	46	126,468	3,469	5,077	40.59	59.41
4	11	2017	3	18	8,543	6.76	47	126,468	3,545	4,998	41.50	58.50
5	17	2017	4	18	8,542	6.75	48	126,468	3,543	4,999	41.48	58.52
7	7	2017	6	16	8,537	6.75	49	126,468	3,677	4,860	43.07	56.93
2	2	2017	5	16	8,536	6.75	50	126,468	3,516	5,020	41.19	58.81
4	11	2017	3	16	8,536	6.75	51	126,468	3,522	5,014	41.26	58.74
5	18	2017	5	16	8,536	6.75	52	126,468	3,526	5,010	41.31	58.69
1	26	2017	5	15	8,535	6.75	53	126,468	3,634	4,901	42.58	57.42
7	20	2017	5	16	8,535	6.75	54	126,468	3,581	4,954	41.96	58.04
2	21	2017	3	16	8,533	6.75	55	126,468	3,498	5,035	40.99	59.01
4	4	2017	3	18	8,531	6.75	56	126,468	3,513	5,018	41.18	58.82
3	3	2017	6	15	8,528	6.74	57	126,468	3,704	4,824	43.43	56.57
1	27	2017	6	17	8,526	6.74	58	126,468	3,725	4,801	43.69	56.31
1	13	2017	6	15	8,518	6.74	59	126,468	3,623	4,895	42.53	57.47
2	16	2017	5	16	8,518	6.74	60	126,468	3,548	4,970	41.65	58.35
1	20	2017	6	17	8,510	6.73	61	126,468	3,563	4,947	41.87	58.13
8	8	2017	3	18	8,508	6.73	62	126,468	3,495	5,013	41.08	58.92
2	21	2017	3	17	8,501	6.72	63	126,468	3,541	4,960	41.65	58.35
4	12	2017	4	17	8,500	6.72	64	126,468	3,516	4,984	41.36	58.64
7	26	2017	4	18	8,496	6.72	65	126,468	3,662	4,834	43.10	56.90
8	9	2017	4	16	8,492	6.71	66	126,468	3,587	4,905	42.24	57.76
5	9	2017	3	15	8,491	6.71	67	126,468	3,603	4,888	42.43	57.57

MO	DY	YR	DAY OF WK	HR	HR VOL	PERCENT OF AADT	HOUR NUMBER	AADT	NORTH VOLUME	SOUTH VOLUME	PERCENT NORTH IS OF TOTAL VOLUME	PERCENT SOUTH IS OF TOTAL VOLUME
3	23	2017	5	16	8,489	6.71	68	126,468	3,560	4,929	41.94	58.06
4	3	2017	2	16	8,489	6.71	69	126,468	3,447	5,042	40.61	59.39
3	31	2017	6	16	8,487	6.71	70	126,468	3,451	5,036	40.66	59.34
8	9	2017	4	17	8,486	6.71	71	126,468	3,546	4,940	41.79	58.21
5	17	2017	4	15	8,484	6.71	72	126,468	3,666	4,818	43.21	56.79
8	25	2017	6	15	8,483	6.71	73	126,468	3,635	4,848	42.85	57.15
5	30	2017	3	16	8,481	6.71	74	126,468	3,587	4,894	42.29	57.71
6	1	2017	5	15	8,480	6.71	75	126,468	3,660	4,820	43.16	56.84
1	16	2017	2	17	8,479	6.70	76	126,468	3,578	4,901	42.20	57.80
12	9	2017	7	14	8,479	6.70	77	126,468	3,917	4,562	46.20	53.80
4	4	2017	3	17	8,478	6.70	78	126,468	3,579	4,899	42.22	57.78
6	28	2017	4	17	8,475	6.70	79	126,468	3,527	4,948	41.62	58.38
3	10	2017	6	16	8,473	6.70	80	126,468	3,524	4,949	41.59	58.41
12	21	2017	5	16	8,473	6.70	81	126,468	3,817	4,656	45.05	54.95
8	22	2017	3	16	8,472	6.70	82	126,468	3,538	4,934	41.76	58.24
1	24	2017	3	17	8,471	6.70	83	126,468	3,486	4,985	41.15	58.85
6	14	2017	4	16	8,471	6.70	84	126,468	3,518	4,953	41.53	58.47
3	23	2017	5	17	8,468	6.70	85	126,468	3,448	5,020	40.72	59.28
5	10	2017	4	16	8,468	6.70	86	126,468	3,487	4,981	41.18	58.82
6	5	2017	2	17	8,463	6.69	87	126,468	3,559	4,904	42.05	57.95
5	31	2017	4	16	8,462	6.69	88	126,468	3,431	5,031	40.55	59.45
1	13	2017	6	17	8,459	6.69	89	126,468	3,656	4,803	43.22	56.78
4	26	2017	4	15	8,457	6.69	90	126,468	3,635	4,822	42.98	57.02
7	10	2017	2	17	8,457	6.69	91	126,468	3,484	4,973	41.20	58.80
4	4	2017	3	15	8,454	6.68	92	126,468	3,576	4,878	42.30	57.70
1	27	2017	6	15	8,453	6.68	93	126,468	3,669	4,784	43.40	56.60
1	10	2017	3	17	8,449	6.68	94	126,468	3,479	4,970	41.18	58.82
3	16	2017	5	16	8,449	6.68	95	126,468	3,500	4,949	41.43	58.57
6	5	2017	2	18	8,449	6.68	96	126,468	3,486	4,963	41.26	58.74
8	30	2017	4	16	8,444	6.68	97	126,468	3,488	4,956	41.31	58.69
5	19	2017	6	15	8,443	6.68	98	126,468	3,585	4,858	42.46	57.54
7	28	2017	6	16	8,443	6.68	99	126,468	3,405	5,038	40.33	59.67
5	10	2017	4	15	8,441	6.67	100	126,468	3,660	4,781	43.36	56.64
1	24	2017	3	18	8,439	6.67	101	126,468	3,527	4,912	41.79	58.21
4	13	2017	5	15	8,439	6.67	102	126,468	3,596	4,843	42.61	57.39
10	13	2017	6	16	8,436	6.67	103	126,468	3,563	4,873	42.24	57.76
2	2	2017	5	17	8,434	6.67	104	126,468	3,556	4,878	42.16	57.84
2	9	2017	5	16	8,430	6.67	105	126,468	3,423	5,007	40.60	59.40
1	16	2017	2	15	8,429	6.66	106	126,468	3,624	4,805	42.99	57.01
2	28	2017	3	18	8,428	6.66	107	126,468	3,561	4,867	42.25	57.75
6	28	2017	4	16	8,427	6.66	108	126,468	3,432	4,995	40.73	59.27
4	26	2017	4	16	8,426	6.66	109	126,468	3,466	4,960	41.13	58.87
2	1	2017	4	18	8,425	6.66	110	126,468	3,564	4,861	42.30	57.70
4	3	2017	2	18	8,425	6.66	111	126,468	3,448	4,977	40.93	59.07
5	2	2017	3	16	8,424	6.66	112	126,468	3,517	4,907	41.75	58.25
5	9	2017	3	16	8,424	6.66	113	126,468	3,495	4,929	41.49	58.51
3	1	2017	4	16	8,421	6.66	114	126,468	3,555	4,866	42.22	57.78
3	30	2017	5	15	8,420	6.66	115	126,468	3,580	4,840	42.52	57.48
8	9	2017	4	18	8,420	6.66	116	126,468	3,636	4,784	43.18	56.82
10	27	2017	6	15	8,420	6.66	117	126,468	3,669	4,751	43.57	56.43
8	24	2017	5	17	8,419	6.66	118	126,468	3,391	5,028	40.28	59.72

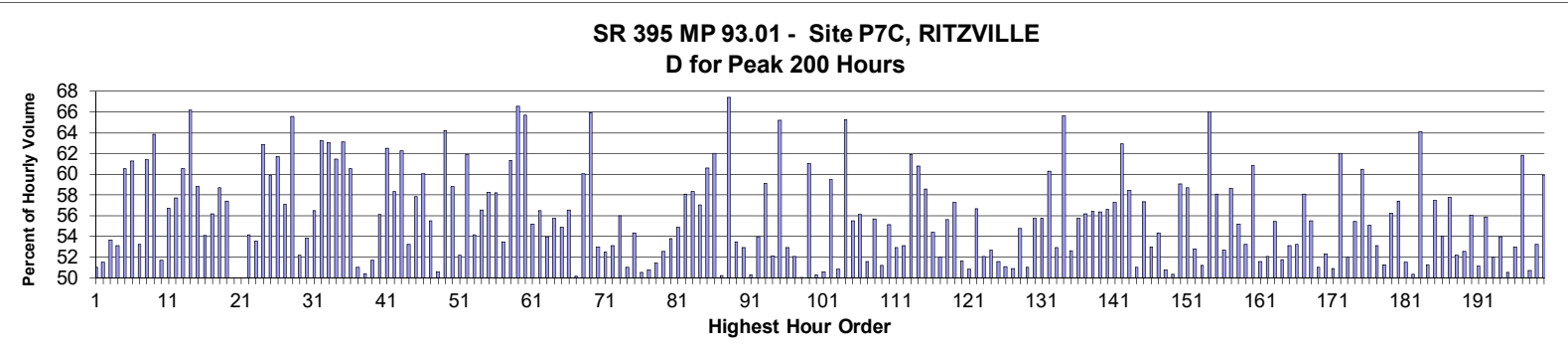
MO	DY	YR	DAY OF WK	HR	HR VOL	PERCENT OF AADT	HOUR NUMBER	AADT	NORTH VOLUME	SOUTH VOLUME	PERCENT NORTH IS OF TOTAL VOLUME	PERCENT SOUTH IS OF TOTAL VOLUME
3	10	2017	6	15	8,416	6.65	119	126,468	3,463	4,953	41.15	58.85
1	20	2017	6	15	8,415	6.65	120	126,468	3,574	4,841	42.47	57.53
12	8	2017	6	15	8,414	6.65	121	126,468	3,723	4,691	44.25	55.75
7	20	2017	5	17	8,413	6.65	122	126,468	3,591	4,822	42.68	57.32
4	6	2017	5	15	8,412	6.65	123	126,468	3,553	4,859	42.24	57.76
4	11	2017	3	15	8,410	6.65	124	126,468	3,519	4,891	41.84	58.16
8	10	2017	5	17	8,407	6.65	125	126,468	3,432	4,975	40.82	59.18
7	25	2017	3	17	8,406	6.65	126	126,468	3,606	4,800	42.90	57.10
3	10	2017	6	18	8,405	6.65	127	126,468	3,683	4,722	43.82	56.18
6	5	2017	2	15	8,403	6.64	128	126,468	3,616	4,787	43.03	56.97
4	12	2017	4	18	8,401	6.64	129	126,468	3,493	4,908	41.58	58.42
7	19	2017	4	17	8,401	6.64	130	126,468	3,441	4,960	40.96	59.04
7	6	2017	5	16	8,400	6.64	131	126,468	3,536	4,864	42.10	57.90
2	16	2017	5	15	8,399	6.64	132	126,468	3,584	4,815	42.67	57.33
4	21	2017	6	17	8,399	6.64	133	126,468	3,628	4,771	43.20	56.80
6	13	2017	3	18	8,399	6.64	134	126,468	3,573	4,826	42.54	57.46
4	20	2017	5	16	8,395	6.64	135	126,468	3,529	4,866	42.04	57.96
7	25	2017	3	15	8,393	6.64	136	126,468	3,695	4,698	44.02	55.98
5	2	2017	3	17	8,392	6.64	137	126,468	3,484	4,908	41.52	58.48
8	16	2017	4	16	8,390	6.63	138	126,468	3,505	4,885	41.78	58.22
5	18	2017	5	15	8,389	6.63	139	126,468	3,540	4,849	42.20	57.80
5	1	2017	2	16	8,385	6.63	140	126,468	3,403	4,982	40.58	59.42
6	28	2017	4	18	8,384	6.63	141	126,468	3,577	4,807	42.66	57.34
4	21	2017	6	16	8,383	6.63	142	126,468	3,445	4,938	41.10	58.90
1	13	2017	6	16	8,380	6.63	143	126,468	3,514	4,866	41.93	58.07
6	29	2017	5	15	8,380	6.63	144	126,468	3,627	4,753	43.28	56.72
8	23	2017	4	16	8,380	6.63	145	126,468	3,489	4,891	41.63	58.37
3	20	2017	2	16	8,379	6.63	146	126,468	3,560	4,819	42.49	57.51
4	27	2017	5	16	8,379	6.63	147	126,468	3,432	4,947	40.96	59.04
6	2	2017	6	17	8,379	6.63	148	126,468	3,550	4,829	42.37	57.63
8	29	2017	3	16	8,379	6.63	149	126,468	3,424	4,955	40.86	59.14
8	18	2017	6	15	8,377	6.62	150	126,468	3,592	4,785	42.88	57.12
7	6	2017	5	17	8,376	6.62	151	126,468	3,475	4,901	41.49	58.51
6	21	2017	4	18	8,375	6.62	152	126,468	3,577	4,798	42.71	57.29
5	18	2017	5	17	8,373	6.62	153	126,468	3,546	4,827	42.35	57.65
5	26	2017	6	16	8,373	6.62	154	126,468	3,615	4,758	43.17	56.83
7	14	2017	6	17	8,373	6.62	155	126,468	3,497	4,876	41.77	58.23
3	24	2017	6	17	8,372	6.62	156	126,468	3,522	4,850	42.07	57.93
8	14	2017	2	16	8,370	6.62	157	126,468	3,504	4,866	41.86	58.14
3	30	2017	5	16	8,369	6.62	158	126,468	3,530	4,839	42.18	57.82
7	13	2017	5	16	8,369	6.62	159	126,468	3,362	5,007	40.17	59.83
8	18	2017	6	16	8,369	6.62	160	126,468	3,445	4,924	41.16	58.84
4	20	2017	5	17	8,368	6.62	161	126,468	3,547	4,821	42.39	57.61
8	7	2017	2	17	8,367	6.62	162	126,468	3,388	4,979	40.49	59.51
11	17	2017	6	15	8,363	6.61	163	126,468	3,583	4,780	42.84	57.16
3	31	2017	6	18	8,361	6.61	164	126,468	3,629	4,732	43.40	56.60
5	9	2017	3	17	8,360	6.61	165	126,468	3,468	4,892	41.48	58.52
2	14	2017	3	16	8,358	6.61	166	126,468	3,427	4,931	41.00	59.00
6	5	2017	2	16	8,358	6.61	167	126,468	3,404	4,954	40.73	59.27
7	20	2017	5	18	8,358	6.61	168	126,468	3,568	4,790	42.69	57.31
6	1	2017	5	16	8,355	6.61	169	126,468	3,559	4,796	42.60	57.40



MO	DY	YR	DAY OF WK	HR	HR VOL	PERCENT OF AADT	HOUR NUMBER	AADT	NORTH VOLUME	SOUTH VOLUME	PERCENT NORTH IS OF TOTAL VOLUME	PERCENT SOUTH IS OF TOTAL VOLUME
5	19	2017	6	17	8,354	6.61	170	126,468	3,544	4,810	42.42	57.58
11	22	2017	4	15	8,353	6.60	171	126,468	3,640	4,713	43.58	56.42
4	17	2017	2	16	8,352	6.60	172	126,468	3,539	4,813	42.37	57.63
5	23	2017	3	16	8,352	6.60	173	126,468	3,407	4,945	40.79	59.21
3	23	2017	5	15	8,351	6.60	174	126,468	3,535	4,816	42.33	57.67
5	19	2017	6	16	8,347	6.60	175	126,468	3,523	4,824	42.21	57.79
4	25	2017	3	18	8,346	6.60	176	126,468	3,533	4,813	42.33	57.67
6	14	2017	4	17	8,346	6.60	177	126,468	3,617	4,729	43.34	56.66
8	23	2017	4	18	8,346	6.60	178	126,468	3,486	4,860	41.77	58.23
1	30	2017	2	17	8,344	6.60	179	126,468	3,574	4,770	42.83	57.17
8	18	2017	6	17	8,342	6.60	180	126,468	3,493	4,849	41.87	58.13
11	10	2017	6	17	8,342	6.60	181	126,468	3,624	4,718	43.44	56.56
5	18	2017	5	18	8,340	6.59	182	126,468	3,676	4,664	44.08	55.92
7	17	2017	2	16	8,340	6.59	183	126,468	3,551	4,789	42.58	57.42
3	22	2017	4	15	8,339	6.59	184	126,468	3,470	4,869	41.61	58.39
2	18	2017	7	17	8,338	6.59	185	126,468	4,250	4,088	50.97	49.03
3	1	2017	4	17	8,338	6.59	186	126,468	3,496	4,842	41.93	58.07
6	13	2017	3	15	8,338	6.59	187	126,468	3,604	4,734	43.22	56.78
2	1	2017	4	16	8,337	6.59	188	126,468	3,421	4,916	41.03	58.97
4	7	2017	6	15	8,337	6.59	189	126,468	3,618	4,719	43.40	56.60
5	22	2017	2	16	8,337	6.59	190	126,468	3,384	4,953	40.59	59.41
8	14	2017	2	17	8,336	6.59	191	126,468	3,379	4,957	40.54	59.46
8	15	2017	3	17	8,336	6.59	192	126,468	3,601	4,735	43.20	56.80
10	13	2017	6	15	8,336	6.59	193	126,468	3,652	4,684	43.81	56.19
4	27	2017	5	15	8,335	6.59	194	126,468	3,549	4,786	42.58	57.42
5	31	2017	4	18	8,333	6.59	195	126,468	3,429	4,904	41.15	58.85
8	19	2017	7	15	8,333	6.59	196	126,468	4,160	4,173	49.92	50.08
5	22	2017	2	17	8,332	6.59	197	126,468	3,584	4,748	43.01	56.99
8	24	2017	5	16	8,332	6.59	198	126,468	3,341	4,991	40.10	59.90
3	25	2017	7	16	8,329	6.59	199	126,468	3,947	4,382	47.39	52.61
7	25	2017	3	16	8,329	6.59	200	126,468	3,502	4,827	42.05	57.95



AADT= 8,211      K 30 FACTOR= 12.59      K 100 FACTOR= 11.22      K 200 FACTOR= 10.39      D 30 FACTOR= 53.87



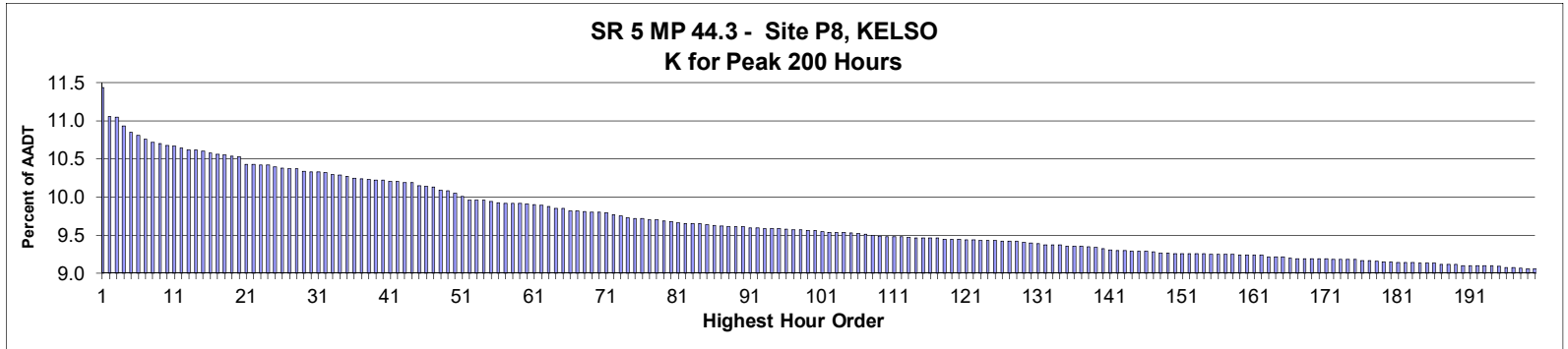
MO	DY	YR	DAY OF WK	HR	HR VOL	PERCENT OF AADT	HOUR NUMBER	AADT	NORTH VOLUME	SOUTH VOLUME	PERCENT NORTH IS OF TOTAL VOLUME	PERCENT SOUTH IS OF TOTAL VOLUME
11	26	2017	1	15	1,303	15.87	1	8,211	638	665	48.96	51.04
11	26	2017	1	16	1,273	15.50	2	8,211	656	617	51.53	48.47
11	22	2017	4	16	1,169	14.24	3	8,211	627	542	53.64	46.36
9	4	2017	2	16	1,164	14.18	4	8,211	546	618	46.91	53.09
8	20	2017	1	15	1,161	14.14	5	8,211	458	703	39.45	60.55
8	20	2017	1	16	1,160	14.13	6	8,211	449	711	38.71	61.29
5	29	2017	2	16	1,155	14.07	7	8,211	540	615	46.75	53.25
9	4	2017	2	15	1,151	14.02	8	8,211	444	707	38.58	61.42
8	20	2017	1	14	1,147	13.97	9	8,211	415	732	36.18	63.82
11	22	2017	4	15	1,140	13.88	10	8,211	589	551	51.67	48.33
11	26	2017	1	17	1,128	13.74	11	8,211	640	488	56.74	43.26
5	26	2017	6	18	1,112	13.54	12	8,211	642	470	57.73	42.27
9	1	2017	6	18	1,107	13.48	13	8,211	670	437	60.52	39.48
8	20	2017	1	13	1,103	13.43	14	8,211	373	730	33.82	66.18
5	29	2017	2	15	1,100	13.40	15	8,211	453	647	41.18	58.82
11	22	2017	4	17	1,100	13.40	16	8,211	595	505	54.09	45.91



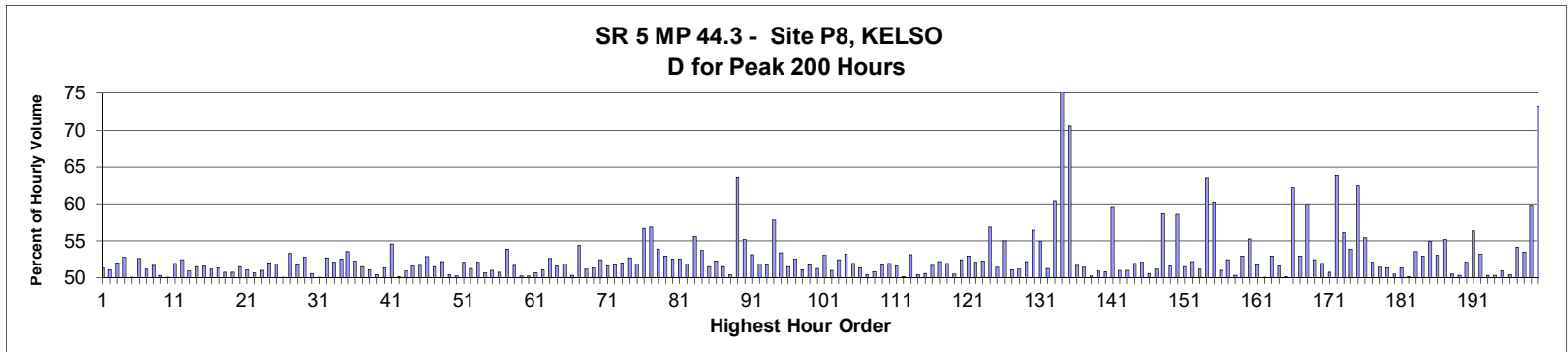




			DAY			PERCENT					PERCENT	PERCENT
MO	DY	YR	OF	HR	HR	OF	HOUR	AADT	NORTH	SOUTH	IS	IS
			WK		VOL	AADT	NUMBER		VOLUME	VOLUME	TOTAL	TOTAL
											VOLUME	VOLUME
9	22	2017	6	17	868	10.57	170	8,211	454	414	52.30	47.70
10	15	2017	1	16	868	10.57	171	8,211	426	442	49.08	50.92
11	11	2017	7	13	868	10.57	172	8,211	538	330	61.98	38.02
9	24	2017	1	16	867	10.56	173	8,211	416	451	47.98	52.02
8	18	2017	6	15	866	10.55	174	8,211	386	480	44.57	55.43
11	25	2017	7	13	865	10.53	175	8,211	342	523	39.54	60.46
5	14	2017	1	17	864	10.52	176	8,211	388	476	44.91	55.09
8	17	2017	5	16	864	10.52	177	8,211	459	405	53.13	46.88
11	12	2017	1	16	864	10.52	178	8,211	421	443	48.73	51.27
4	2	2017	1	13	862	10.50	179	8,211	377	485	43.74	56.26
5	7	2017	1	18	862	10.50	180	8,211	367	495	42.58	57.42
3	24	2017	6	16	860	10.47	181	8,211	443	417	51.51	48.49
3	31	2017	6	15	860	10.47	182	8,211	433	427	50.35	49.65
8	21	2017	2	16	860	10.47	183	8,211	551	309	64.07	35.93
10	8	2017	1	15	860	10.47	184	8,211	419	441	48.72	51.28
8	4	2017	6	13	858	10.45	185	8,211	365	493	42.54	57.46
8	17	2017	5	12	857	10.44	186	8,211	394	463	45.97	54.03
10	1	2017	1	18	857	10.44	187	8,211	495	362	57.76	42.24
10	20	2017	6	18	857	10.44	188	8,211	447	410	52.16	47.84
3	24	2017	6	14	856	10.43	189	8,211	450	406	52.57	47.43
4	7	2017	6	13	856	10.43	190	8,211	480	376	56.07	43.93
4	9	2017	1	14	856	10.43	191	8,211	438	418	51.17	48.83
4	23	2017	1	15	856	10.43	192	8,211	378	478	44.16	55.84
6	2	2017	6	15	856	10.43	193	8,211	445	411	51.99	48.01
12	26	2017	3	16	856	10.43	194	8,211	462	394	53.97	46.03
6	4	2017	1	16	855	10.41	195	8,211	432	423	50.53	49.47
6	11	2017	1	12	855	10.41	196	8,211	402	453	47.02	52.98
9	2	2017	7	11	854	10.40	197	8,211	528	326	61.83	38.17
9	15	2017	6	13	854	10.40	198	8,211	421	433	49.30	50.70
5	12	2017	6	17	853	10.39	199	8,211	454	399	53.22	46.78
10	13	2017	6	17	853	10.39	200	8,211	511	342	59.91	40.09



**AADT=** 57,022      **K 30 FACTOR=** 10.33      **K 100 FACTOR=** 9.56      **K 200 FACTOR=** 9.06      **D 30 FACTOR=** 50.55



MO	DY	YR	DAY OF WK	HR	HR VOL	PERCENT OF AADT	HOUR NUMBER	AADT	NORTH VOLUME	SOUTH VOLUME	PERCENT NORTH IS OF TOTAL VOLUME	PERCENT SOUTH IS OF TOTAL VOLUME
8	13	2017	1	16	6,523	11.44	1	57,022	3,351	3,172	51.37	48.63
8	13	2017	1	13	6,308	11.06	2	57,022	3,222	3,086	51.08	48.92
7	30	2017	1	14	6,299	11.05	3	57,022	3,276	3,023	52.01	47.99
7	1	2017	7	12	6,232	10.93	4	57,022	3,287	2,945	52.74	47.26
7	23	2017	1	14	6,189	10.85	5	57,022	3,098	3,091	50.06	49.94
7	23	2017	1	13	6,162	10.81	6	57,022	3,242	2,920	52.61	47.39
12	26	2017	3	13	6,135	10.76	7	57,022	2,998	3,137	48.87	51.13
7	16	2017	1	17	6,113	10.72	8	57,022	3,157	2,956	51.64	48.36
12	26	2017	3	14	6,101	10.70	9	57,022	3,031	3,070	49.68	50.32
8	13	2017	1	14	6,092	10.68	10	57,022	3,049	3,043	50.05	49.95
8	6	2017	1	15	6,085	10.67	11	57,022	2,925	3,160	48.07	51.93
8	6	2017	1	16	6,066	10.64	12	57,022	2,886	3,180	47.58	52.42
7	16	2017	1	13	6,053	10.62	13	57,022	3,081	2,972	50.90	49.10
8	6	2017	1	14	6,053	10.62	14	57,022	2,936	3,117	48.50	51.50
8	27	2017	1	15	6,047	10.60	15	57,022	3,118	2,929	51.56	48.44
11	25	2017	7	13	6,031	10.58	16	57,022	3,087	2,944	51.19	48.81

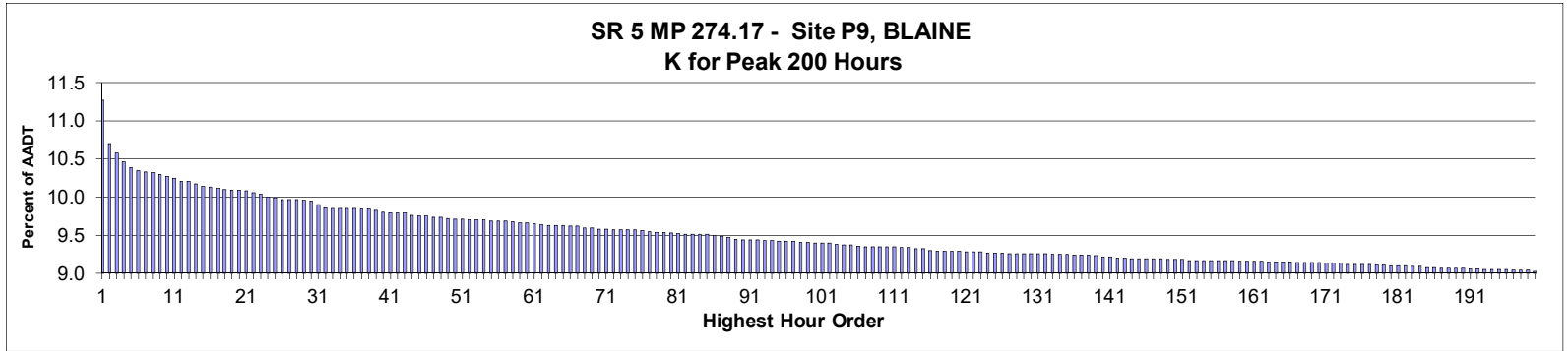




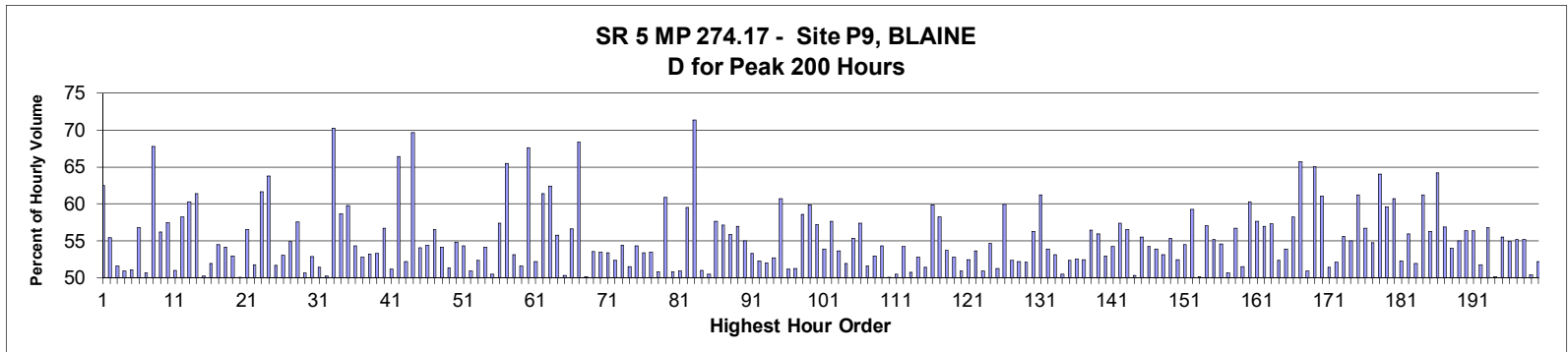
MO	DY	YR	DAY OF WK	HR	HR VOL	PERCENT OF AADT	HOUR NUMBER	AADT	NORTH VOLUME	SOUTH VOLUME	PERCENT NORTH IS OF TOTAL VOLUME	PERCENT SOUTH IS OF TOTAL VOLUME
9	2	2017	7	12	5,593	9.81	68	57,022	2,859	2,734	51.12	48.88
6	17	2017	7	12	5,587	9.80	69	57,022	2,721	2,866	48.70	51.30
11	25	2017	7	15	5,587	9.80	70	57,022	2,930	2,657	52.44	47.56
7	16	2017	1	12	5,583	9.79	71	57,022	2,880	2,703	51.59	48.41
8	5	2017	7	12	5,571	9.77	72	57,022	2,686	2,885	48.21	51.79
11	24	2017	6	13	5,558	9.75	73	57,022	2,669	2,889	48.02	51.98
11	22	2017	4	14	5,550	9.73	74	57,022	2,925	2,625	52.70	47.30
7	21	2017	6	15	5,543	9.72	75	57,022	2,872	2,671	51.81	48.19
8	20	2017	1	13	5,540	9.72	76	57,022	2,397	3,143	43.27	56.73
8	20	2017	1	14	5,533	9.70	77	57,022	2,388	3,145	43.16	56.84
8	27	2017	1	18	5,531	9.70	78	57,022	2,983	2,548	53.93	46.07
6	24	2017	7	12	5,524	9.69	79	57,022	2,926	2,598	52.97	47.03
7	2	2017	1	13	5,519	9.68	80	57,022	2,897	2,622	52.49	47.51
11	24	2017	6	12	5,509	9.66	81	57,022	2,615	2,894	47.47	52.53
11	22	2017	4	12	5,505	9.65	82	57,022	2,852	2,653	51.81	48.19
7	22	2017	7	12	5,504	9.65	83	57,022	3,062	2,442	55.63	44.37
6	18	2017	1	13	5,502	9.65	84	57,022	2,956	2,546	53.73	46.27
11	22	2017	4	13	5,498	9.64	85	57,022	2,667	2,831	48.51	51.49
7	2	2017	1	14	5,490	9.63	86	57,022	2,870	2,620	52.28	47.72
12	23	2017	7	14	5,487	9.62	87	57,022	2,661	2,826	48.50	51.50
11	24	2017	6	14	5,480	9.61	88	57,022	2,717	2,763	49.58	50.42
8	22	2017	3	12	5,479	9.61	89	57,022	3,484	1,995	63.59	36.41
6	18	2017	1	18	5,477	9.61	90	57,022	3,024	2,453	55.21	44.79
4	2	2017	1	16	5,472	9.60	91	57,022	2,565	2,907	46.88	53.13
7	22	2017	7	11	5,472	9.60	92	57,022	2,836	2,636	51.83	48.17
8	18	2017	6	12	5,471	9.59	93	57,022	2,638	2,833	48.22	51.78
8	20	2017	1	16	5,469	9.59	94	57,022	2,306	3,163	42.16	57.84
8	13	2017	1	15	5,468	9.59	95	57,022	2,548	2,920	46.60	53.40
7	23	2017	1	12	5,461	9.58	96	57,022	2,811	2,650	51.47	48.53
6	18	2017	1	16	5,458	9.57	97	57,022	2,866	2,592	52.51	47.49
7	21	2017	6	12	5,457	9.57	98	57,022	2,789	2,668	51.11	48.89
12	26	2017	3	16	5,453	9.56	99	57,022	2,631	2,822	48.25	51.75
7	21	2017	6	14	5,451	9.56	100	57,022	2,794	2,657	51.26	48.74
9	2	2017	7	13	5,448	9.55	101	57,022	2,890	2,558	53.05	46.95
8	11	2017	6	15	5,442	9.54	102	57,022	2,776	2,666	51.01	48.99
9	4	2017	2	12	5,440	9.54	103	57,022	2,853	2,587	52.44	47.56
9	4	2017	2	16	5,438	9.54	104	57,022	2,546	2,892	46.82	53.18
6	25	2017	1	14	5,435	9.53	105	57,022	2,823	2,612	51.94	48.06
7	9	2017	1	14	5,427	9.52	106	57,022	2,786	2,641	51.34	48.66
7	1	2017	7	15	5,425	9.51	107	57,022	2,733	2,692	50.38	49.62
8	5	2017	7	11	5,415	9.50	108	57,022	2,665	2,750	49.22	50.78
7	9	2017	1	13	5,413	9.49	109	57,022	2,802	2,611	51.76	48.24
8	27	2017	1	12	5,407	9.48	110	57,022	2,807	2,600	51.91	48.09
8	18	2017	6	15	5,405	9.48	111	57,022	2,789	2,616	51.60	48.40
4	2	2017	1	14	5,403	9.48	112	57,022	2,694	2,709	49.86	50.14
6	18	2017	1	17	5,402	9.47	113	57,022	2,871	2,531	53.15	46.85
8	4	2017	6	12	5,397	9.46	114	57,022	2,718	2,679	50.36	49.64
7	23	2017	1	18	5,394	9.46	115	57,022	2,726	2,668	50.54	49.46
8	12	2017	7	13	5,393	9.46	116	57,022	2,786	2,607	51.66	48.34
11	22	2017	4	15	5,392	9.46	117	57,022	2,813	2,579	52.17	47.83
7	9	2017	1	15	5,390	9.45	118	57,022	2,800	2,590	51.95	48.05

MO	DY	YR	DAY OF WK	HR	HR VOL	PERCENT OF AADT	HOUR NUMBER	AADT	NORTH VOLUME	SOUTH VOLUME	PERCENT NORTH IS OF TOTAL VOLUME	PERCENT SOUTH IS OF TOTAL VOLUME
4	2	2017	1	15	5,389	9.45	119	57,022	2,720	2,669	50.47	49.53
8	13	2017	1	18	5,386	9.45	120	57,022	2,561	2,825	47.55	52.45
8	11	2017	6	13	5,385	9.44	121	57,022	2,852	2,533	52.96	47.04
7	28	2017	6	15	5,382	9.44	122	57,022	2,802	2,580	52.06	47.94
7	16	2017	1	18	5,380	9.43	123	57,022	2,568	2,812	47.73	52.27
8	20	2017	1	15	5,380	9.43	124	57,022	2,319	3,061	43.10	56.90
6	16	2017	6	16	5,379	9.43	125	57,022	2,766	2,613	51.42	48.58
8	19	2017	7	13	5,373	9.42	126	57,022	2,418	2,955	45.00	55.00
11	24	2017	6	15	5,373	9.42	127	57,022	2,629	2,744	48.93	51.07
7	9	2017	1	17	5,370	9.42	128	57,022	2,747	2,623	51.15	48.85
8	11	2017	6	14	5,364	9.41	129	57,022	2,800	2,564	52.20	47.80
7	16	2017	1	19	5,362	9.40	130	57,022	3,027	2,335	56.45	43.55
11	23	2017	5	13	5,357	9.39	131	57,022	2,417	2,940	45.12	54.88
7	30	2017	1	18	5,344	9.37	132	57,022	2,737	2,607	51.22	48.78
8	20	2017	1	17	5,344	9.37	133	57,022	2,113	3,231	39.54	60.46
8	21	2017	2	18	5,343	9.37	134	57,022	4,021	1,322	75.26	24.74
8	21	2017	2	15	5,339	9.36	135	57,022	3,770	1,569	70.61	29.39
6	17	2017	7	11	5,335	9.36	136	57,022	2,578	2,757	48.32	51.68
6	18	2017	1	15	5,335	9.36	137	57,022	2,743	2,592	51.42	48.58
7	28	2017	6	13	5,329	9.35	138	57,022	2,652	2,677	49.77	50.23
4	2	2017	1	17	5,325	9.34	139	57,022	2,613	2,712	49.07	50.93
8	25	2017	6	15	5,316	9.32	140	57,022	2,700	2,616	50.79	49.21
8	20	2017	1	12	5,310	9.31	141	57,022	2,151	3,159	40.51	59.49
6	24	2017	7	11	5,305	9.30	142	57,022	2,598	2,707	48.97	51.03
7	14	2017	6	16	5,304	9.30	143	57,022	2,598	2,706	48.98	51.02
6	23	2017	6	15	5,300	9.29	144	57,022	2,752	2,548	51.92	48.08
7	2	2017	1	16	5,300	9.29	145	57,022	2,763	2,537	52.13	47.87
7	5	2017	4	12	5,296	9.29	146	57,022	2,618	2,678	49.43	50.57
6	23	2017	6	16	5,292	9.28	147	57,022	2,584	2,708	48.83	51.17
8	19	2017	7	11	5,288	9.27	148	57,022	2,186	3,102	41.34	58.66
7	28	2017	6	12	5,286	9.27	149	57,022	2,729	2,557	51.63	48.37
3	26	2017	1	14	5,282	9.26	150	57,022	3,092	2,190	58.54	41.46
6	25	2017	1	12	5,281	9.26	151	57,022	2,720	2,561	51.51	48.49
8	25	2017	6	13	5,281	9.26	152	57,022	2,756	2,525	52.19	47.81
7	21	2017	6	13	5,279	9.26	153	57,022	2,700	2,579	51.15	48.85
8	22	2017	3	15	5,278	9.26	154	57,022	3,352	1,926	63.51	36.49
7	27	2017	5	16	5,276	9.25	155	57,022	2,096	3,180	39.73	60.27
7	14	2017	6	12	5,275	9.25	156	57,022	2,688	2,587	50.96	49.04
8	25	2017	6	14	5,275	9.25	157	57,022	2,766	2,509	52.44	47.56
6	16	2017	6	13	5,273	9.25	158	57,022	2,653	2,620	50.31	49.69
6	25	2017	1	18	5,271	9.24	159	57,022	2,790	2,481	52.93	47.07
11	26	2017	1	12	5,271	9.24	160	57,022	2,912	2,359	55.25	44.75
11	22	2017	4	16	5,269	9.24	161	57,022	2,728	2,541	51.77	48.23
8	18	2017	6	14	5,266	9.24	162	57,022	2,635	2,631	50.04	49.96
8	25	2017	6	12	5,260	9.22	163	57,022	2,785	2,475	52.95	47.05
7	14	2017	6	17	5,259	9.22	164	57,022	2,548	2,711	48.45	51.55
9	16	2017	7	12	5,256	9.22	165	57,022	2,622	2,634	49.89	50.11
8	22	2017	3	13	5,244	9.20	166	57,022	3,265	1,979	62.26	37.74
8	11	2017	6	12	5,242	9.19	167	57,022	2,777	2,465	52.98	47.02
8	19	2017	7	16	5,242	9.19	168	57,022	2,098	3,144	40.02	59.98
12	23	2017	7	11	5,242	9.19	169	57,022	2,494	2,748	47.58	52.42

MO	DY	YR	DAY OF WK	HR	HR VOL	PERCENT OF AADT	HOUR NUMBER	AADT	NORTH VOLUME	SOUTH VOLUME	PERCENT NORTH IS OF TOTAL VOLUME	PERCENT SOUTH IS OF TOTAL VOLUME
11	26	2017	1	17	5,240	9.19	170	57,022	2,723	2,517	51.97	48.03
12	23	2017	7	15	5,240	9.19	171	57,022	2,580	2,660	49.24	50.76
8	20	2017	1	18	5,236	9.18	172	57,022	1,893	3,343	36.15	63.85
3	25	2017	7	12	5,235	9.18	173	57,022	2,937	2,298	56.10	43.90
7	22	2017	7	13	5,235	9.18	174	57,022	2,820	2,415	53.87	46.13
8	22	2017	3	14	5,235	9.18	175	57,022	3,274	1,961	62.54	37.46
8	19	2017	7	15	5,229	9.17	176	57,022	2,332	2,897	44.60	55.40
10	15	2017	1	17	5,228	9.17	177	57,022	2,723	2,505	52.08	47.92
7	8	2017	7	12	5,224	9.16	178	57,022	2,688	2,536	51.45	48.55
9	1	2017	6	16	5,217	9.15	179	57,022	2,679	2,538	51.35	48.65
7	29	2017	7	13	5,216	9.15	180	57,022	2,582	2,634	49.50	50.50
8	26	2017	7	13	5,213	9.14	181	57,022	2,678	2,535	51.37	48.63
11	23	2017	5	10	5,212	9.14	182	57,022	2,599	2,613	49.87	50.13
6	23	2017	6	14	5,211	9.14	183	57,022	2,790	2,421	53.54	46.46
6	11	2017	1	15	5,208	9.13	184	57,022	2,758	2,450	52.96	47.04
7	14	2017	6	15	5,205	9.13	185	57,022	2,858	2,347	54.91	45.09
7	2	2017	1	12	5,204	9.13	186	57,022	2,760	2,444	53.04	46.96
3	26	2017	1	15	5,202	9.12	187	57,022	2,872	2,330	55.21	44.79
7	9	2017	1	18	5,198	9.12	188	57,022	2,626	2,572	50.52	49.48
7	28	2017	6	14	5,198	9.12	189	57,022	2,584	2,614	49.71	50.29
7	15	2017	7	14	5,191	9.10	190	57,022	2,485	2,706	47.87	52.13
4	1	2017	7	12	5,190	9.10	191	57,022	2,265	2,925	43.64	56.36
7	5	2017	4	14	5,190	9.10	192	57,022	2,430	2,760	46.82	53.18
12	30	2017	7	13	5,188	9.10	193	57,022	2,611	2,577	50.33	49.67
8	4	2017	6	13	5,187	9.10	194	57,022	2,610	2,577	50.32	49.68
8	4	2017	6	15	5,182	9.09	195	57,022	2,639	2,543	50.93	49.07
8	4	2017	6	14	5,180	9.08	196	57,022	2,609	2,571	50.37	49.63
9	1	2017	6	15	5,178	9.08	197	57,022	2,804	2,374	54.15	45.85
9	1	2017	6	17	5,172	9.07	198	57,022	2,765	2,407	53.46	46.54
8	19	2017	7	10	5,166	9.06	199	57,022	2,083	3,083	40.32	59.68
8	21	2017	2	17	5,166	9.06	200	57,022	3,781	1,385	73.19	26.81



**AADT= 21,352      K 30 FACTOR= 9.95      K 100 FACTOR= 9.40      K 200 FACTOR= 9.03      D 30 FACTOR= 52.89**



MO	DY	YR	DAY OF WK	HR	HR VOL	PERCENT OF AADT	HOUR NUMBER	AADT	NORTH VOLUME	SOUTH VOLUME	PERCENT NORTH IS OF TOTAL VOLUME	PERCENT SOUTH IS OF TOTAL VOLUME
8	7	2017	2	16	2,406	11.27	1	21,352	1,503	903	62.47	37.53
9	4	2017	2	16	2,284	10.70	2	21,352	1,265	1,019	55.39	44.61
3	25	2017	7	16	2,260	10.58	3	21,352	1,095	1,165	48.45	51.55
7	3	2017	2	17	2,234	10.46	4	21,352	1,137	1,097	50.90	49.10
9	4	2017	2	15	2,218	10.39	5	21,352	1,086	1,132	48.96	51.04
7	3	2017	2	16	2,209	10.35	6	21,352	1,255	954	56.81	43.19
9	1	2017	6	16	2,206	10.33	7	21,352	1,117	1,089	50.63	49.37
2	13	2017	2	16	2,203	10.32	8	21,352	1,494	709	67.82	32.18
4	14	2017	6	16	2,199	10.30	9	21,352	963	1,236	43.79	56.21
9	4	2017	2	18	2,193	10.27	10	21,352	1,260	933	57.46	42.54
8	13	2017	1	16	2,189	10.25	11	21,352	1,117	1,072	51.03	48.97
2	13	2017	2	15	2,181	10.21	12	21,352	1,271	910	58.28	41.72
8	26	2017	7	12	2,181	10.21	13	21,352	866	1,315	39.71	60.29
8	7	2017	2	17	2,172	10.17	14	21,352	1,333	839	61.37	38.63
9	3	2017	1	15	2,165	10.14	15	21,352	1,087	1,078	50.21	49.79
9	2	2017	7	11	2,163	10.13	16	21,352	1,040	1,123	48.08	51.92

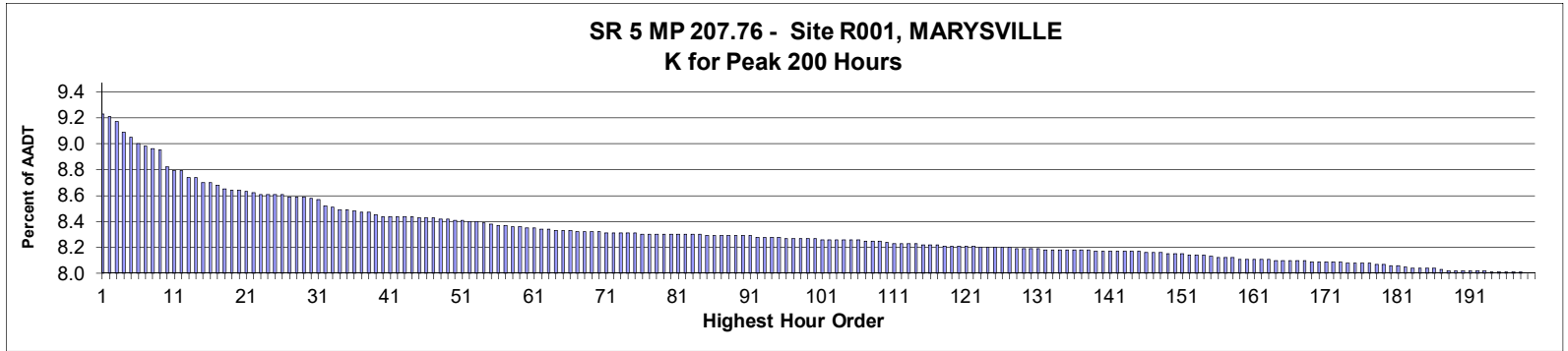
MO	DY	YR	DAY OF WK	HR	HR VOL	PERCENT OF AADT	HOUR NUMBER	AADT	NORTH VOLUME	SOUTH VOLUME	PERCENT NORTH IS OF TOTAL VOLUME	PERCENT SOUTH IS OF TOTAL VOLUME
11	10	2017	6	16	2,160	10.12	17	21,352	1,177	983	54.49	45.51
7	9	2017	1	16	2,157	10.10	18	21,352	1,168	989	54.15	45.85
4	14	2017	6	15	2,155	10.09	19	21,352	1,014	1,141	47.05	52.95
8	20	2017	1	16	2,154	10.09	20	21,352	1,075	1,079	49.91	50.09
8	20	2017	1	14	2,152	10.08	21	21,352	935	1,217	43.45	56.55
12	30	2017	7	14	2,148	10.06	22	21,352	1,036	1,112	48.23	51.77
8	7	2017	2	15	2,143	10.04	23	21,352	1,321	822	61.64	38.36
5	22	2017	2	16	2,135	10.00	24	21,352	1,361	774	63.75	36.25
7	30	2017	1	16	2,133	9.99	25	21,352	1,102	1,031	51.66	48.34
8	6	2017	1	17	2,128	9.97	26	21,352	999	1,129	46.95	53.05
8	18	2017	6	17	2,128	9.97	27	21,352	959	1,169	45.07	54.93
9	2	2017	7	12	2,128	9.97	28	21,352	904	1,224	42.48	57.52
8	13	2017	1	15	2,126	9.96	29	21,352	1,077	1,049	50.66	49.34
2	18	2017	7	12	2,125	9.95	30	21,352	1,124	1,001	52.89	47.11
11	26	2017	1	17	2,113	9.90	31	21,352	1,086	1,027	51.40	48.60
9	3	2017	1	16	2,105	9.86	32	21,352	1,047	1,058	49.74	50.26
5	22	2017	2	17	2,104	9.85	33	21,352	1,478	626	70.25	29.75
8	26	2017	7	13	2,104	9.85	34	21,352	870	1,234	41.35	58.65
10	9	2017	2	15	2,104	9.85	35	21,352	1,258	846	59.79	40.21
8	25	2017	6	16	2,103	9.85	36	21,352	960	1,143	45.65	54.35
8	27	2017	1	16	2,100	9.84	37	21,352	1,108	992	52.76	47.24
11	26	2017	1	16	2,100	9.84	38	21,352	982	1,118	46.76	53.24
8	20	2017	1	17	2,099	9.83	39	21,352	1,118	981	53.26	46.74
9	24	2017	1	16	2,093	9.80	40	21,352	1,187	906	56.71	43.29
8	13	2017	1	14	2,091	9.79	41	21,352	1,022	1,069	48.88	51.12
2	13	2017	2	17	2,090	9.79	42	21,352	1,389	701	66.46	33.54
8	6	2017	1	16	2,090	9.79	43	21,352	999	1,091	47.80	52.20
5	22	2017	2	15	2,084	9.76	44	21,352	1,452	632	69.67	30.33
7	23	2017	1	16	2,082	9.75	45	21,352	1,125	957	54.03	45.97
12	30	2017	7	12	2,081	9.75	46	21,352	948	1,133	45.56	54.44
8	7	2017	2	12	2,080	9.74	47	21,352	904	1,176	43.46	56.54
12	30	2017	7	15	2,079	9.74	48	21,352	954	1,125	45.89	54.11
9	1	2017	6	17	2,075	9.72	49	21,352	1,009	1,066	48.63	51.37
8	20	2017	1	15	2,074	9.71	50	21,352	936	1,138	45.13	54.87
8	26	2017	7	14	2,074	9.71	51	21,352	947	1,127	45.66	54.34
7	3	2017	2	14	2,072	9.70	52	21,352	1,055	1,017	50.92	49.08
8	7	2017	2	13	2,072	9.70	53	21,352	988	1,084	47.68	52.32
1	29	2017	1	17	2,071	9.70	54	21,352	950	1,121	45.87	54.13
7	16	2017	1	17	2,070	9.69	55	21,352	1,045	1,025	50.48	49.52
8	6	2017	1	15	2,068	9.69	56	21,352	882	1,186	42.65	57.35
11	13	2017	2	15	2,068	9.69	57	21,352	1,355	713	65.52	34.48
5	22	2017	2	13	2,066	9.68	58	21,352	1,097	969	53.10	46.90
2	19	2017	1	15	2,062	9.66	59	21,352	998	1,064	48.40	51.60
11	13	2017	2	17	2,062	9.66	60	21,352	1,394	668	67.60	32.40
9	1	2017	6	18	2,061	9.65	61	21,352	1,076	985	52.21	47.79
8	6	2017	1	13	2,059	9.64	62	21,352	795	1,264	38.61	61.39
10	9	2017	2	16	2,057	9.63	63	21,352	1,284	773	62.42	37.58
9	3	2017	1	13	2,056	9.63	64	21,352	910	1,146	44.26	55.74
9	4	2017	2	14	2,056	9.63	65	21,352	1,021	1,035	49.66	50.34
8	25	2017	6	17	2,055	9.62	66	21,352	891	1,164	43.36	56.64
11	13	2017	2	16	2,055	9.62	67	21,352	1,405	650	68.37	31.63

MO	DY	YR	DAY OF WK	HR	HR VOL	PERCENT OF AADT	HOUR NUMBER	AADT	NORTH VOLUME	SOUTH VOLUME	PERCENT NORTH IS OF TOTAL VOLUME	PERCENT SOUTH IS OF TOTAL VOLUME
4	14	2017	6	17	2,050	9.60	68	21,352	1,022	1,028	49.85	50.15
7	4	2017	3	12	2,050	9.60	69	21,352	1,097	953	53.51	46.49
3	26	2017	1	16	2,045	9.58	70	21,352	1,093	952	53.45	46.55
8	19	2017	7	12	2,045	9.58	71	21,352	954	1,091	46.65	53.35
9	1	2017	6	14	2,044	9.57	72	21,352	974	1,070	47.65	52.35
7	23	2017	1	17	2,043	9.57	73	21,352	1,112	931	54.43	45.57
8	5	2017	7	16	2,043	9.57	74	21,352	990	1,053	48.46	51.54
9	4	2017	2	17	2,043	9.57	75	21,352	1,109	934	54.28	45.72
9	16	2017	7	17	2,042	9.56	76	21,352	1,090	952	53.38	46.62
11	26	2017	1	15	2,040	9.55	77	21,352	950	1,090	46.57	53.43
7	3	2017	2	13	2,038	9.54	78	21,352	1,035	1,003	50.79	49.21
9	1	2017	6	12	2,038	9.54	79	21,352	797	1,241	39.11	60.89
9	1	2017	6	15	2,034	9.53	80	21,352	1,034	1,000	50.84	49.16
9	17	2017	1	15	2,032	9.52	81	21,352	997	1,035	49.06	50.94
1	29	2017	1	16	2,031	9.51	82	21,352	1,208	823	59.48	40.52
7	4	2017	3	14	2,031	9.51	83	21,352	582	1,449	28.66	71.34
7	30	2017	1	15	2,031	9.51	84	21,352	1,036	995	51.01	48.99
8	19	2017	7	17	2,030	9.51	85	21,352	1,024	1,006	50.44	49.56
7	22	2017	7	11	2,029	9.50	86	21,352	859	1,170	42.34	57.66
6	9	2017	6	15	2,027	9.49	87	21,352	869	1,158	42.87	57.13
2	25	2017	7	15	2,023	9.47	88	21,352	893	1,130	44.14	55.86
9	3	2017	1	12	2,017	9.45	89	21,352	868	1,149	43.03	56.97
4	1	2017	7	13	2,016	9.44	90	21,352	907	1,109	44.99	55.01
7	15	2017	7	15	2,016	9.44	91	21,352	942	1,074	46.73	53.27
7	2	2017	1	17	2,015	9.44	92	21,352	961	1,054	47.69	52.31
8	12	2017	7	12	2,014	9.43	93	21,352	966	1,048	47.96	52.04
12	30	2017	7	13	2,014	9.43	94	21,352	952	1,062	47.27	52.73
8	5	2017	7	13	2,012	9.42	95	21,352	791	1,221	39.31	60.69
10	1	2017	1	15	2,012	9.42	96	21,352	1,029	983	51.14	48.86
8	7	2017	2	14	2,011	9.42	97	21,352	1,031	980	51.27	48.73
4	14	2017	6	14	2,009	9.41	98	21,352	832	1,177	41.41	58.59
8	27	2017	1	17	2,009	9.41	99	21,352	1,202	807	59.83	40.17
7	22	2017	7	12	2,008	9.40	100	21,352	859	1,149	42.78	57.22
8	4	2017	6	16	2,008	9.40	101	21,352	926	1,082	46.12	53.88
9	3	2017	1	17	2,008	9.40	102	21,352	1,158	850	57.67	42.33
8	18	2017	6	15	2,002	9.38	103	21,352	929	1,073	46.40	53.60
1	2	2017	2	16	2,001	9.37	104	21,352	962	1,039	48.08	51.92
12	3	2017	1	14	2,001	9.37	105	21,352	894	1,107	44.68	55.32
5	19	2017	6	16	1,998	9.36	106	21,352	851	1,147	42.59	57.41
4	1	2017	7	15	1,997	9.35	107	21,352	966	1,031	48.37	51.63
7	28	2017	6	15	1,997	9.35	108	21,352	939	1,058	47.02	52.98
7	29	2017	7	11	1,997	9.35	109	21,352	913	1,084	45.72	54.28
11	10	2017	6	15	1,997	9.35	110	21,352	998	999	49.97	50.03
7	23	2017	1	14	1,996	9.35	111	21,352	989	1,007	49.55	50.45
9	1	2017	6	13	1,995	9.34	112	21,352	913	1,082	45.76	54.24
7	9	2017	1	17	1,994	9.34	113	21,352	1,012	982	50.75	49.25
7	29	2017	7	15	1,991	9.32	114	21,352	940	1,051	47.21	52.79
2	11	2017	7	16	1,990	9.32	115	21,352	1,023	967	51.41	48.59
8	26	2017	7	11	1,986	9.30	116	21,352	797	1,189	40.13	59.87
9	2	2017	7	14	1,984	9.29	117	21,352	829	1,155	41.78	58.22
9	30	2017	7	13	1,984	9.29	118	21,352	919	1,065	46.32	53.68

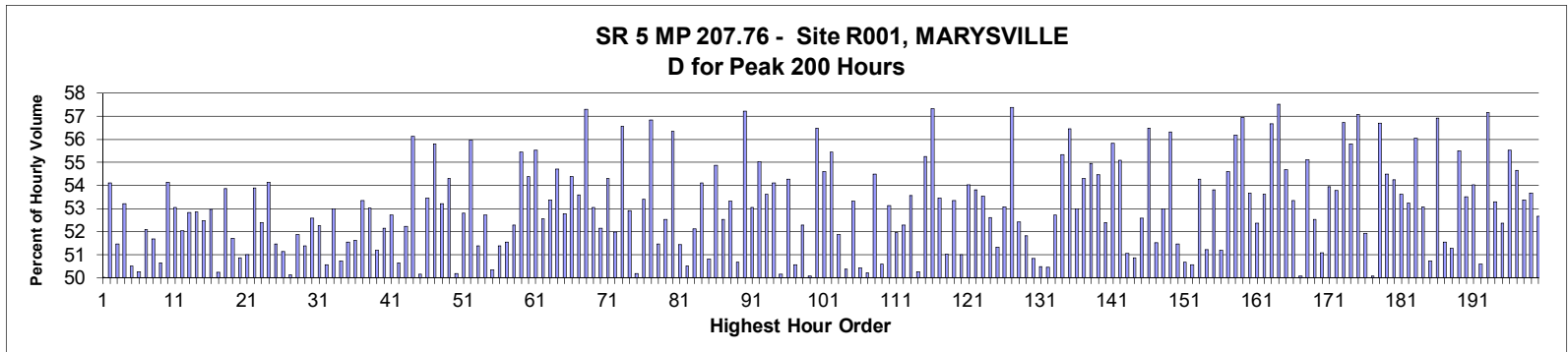
MO	DY	YR	DAY OF WK	HR	HR VOL	PERCENT OF AADT	HOUR NUMBER	AADT	NORTH VOLUME	SOUTH VOLUME	PERCENT NORTH IS OF TOTAL VOLUME	PERCENT SOUTH IS OF TOTAL VOLUME
7	16	2017	1	15	1,983	9.29	119	21,352	1,047	936	52.80	47.20
8	12	2017	7	17	1,983	9.29	120	21,352	1,010	973	50.93	49.07
7	1	2017	7	11	1,982	9.28	121	21,352	943	1,039	47.58	52.42
7	29	2017	7	12	1,981	9.28	122	21,352	919	1,062	46.39	53.61
9	10	2017	1	15	1,981	9.28	123	21,352	1,009	972	50.93	49.07
7	2	2017	1	13	1,980	9.27	124	21,352	898	1,082	45.35	54.65
8	26	2017	7	15	1,980	9.27	125	21,352	965	1,015	48.74	51.26
9	9	2017	7	13	1,980	9.27	126	21,352	793	1,187	40.05	59.95
2	18	2017	7	13	1,978	9.26	127	21,352	1,036	942	52.38	47.62
2	25	2017	7	16	1,978	9.26	128	21,352	945	1,033	47.78	52.22
7	3	2017	2	15	1,978	9.26	129	21,352	1,030	948	52.07	47.93
10	7	2017	7	12	1,978	9.26	130	21,352	864	1,114	43.68	56.32
6	10	2017	7	14	1,977	9.26	131	21,352	767	1,210	38.80	61.20
8	13	2017	1	17	1,977	9.26	132	21,352	1,065	912	53.87	46.13
8	18	2017	6	14	1,976	9.25	133	21,352	926	1,050	46.86	53.14
9	2	2017	7	16	1,976	9.25	134	21,352	997	979	50.46	49.54
5	27	2017	7	11	1,975	9.25	135	21,352	1,034	941	52.35	47.65
7	1	2017	7	12	1,973	9.24	136	21,352	936	1,037	47.44	52.56
8	19	2017	7	16	1,972	9.24	137	21,352	937	1,035	47.52	52.48
8	25	2017	6	14	1,972	9.24	138	21,352	858	1,114	43.51	56.49
7	30	2017	1	17	1,970	9.23	139	21,352	1,102	868	55.94	44.06
7	3	2017	2	12	1,969	9.22	140	21,352	927	1,042	47.08	52.92
7	28	2017	6	17	1,968	9.22	141	21,352	900	1,068	45.73	54.27
7	8	2017	7	12	1,965	9.20	142	21,352	838	1,127	42.65	57.35
1	2	2017	2	15	1,964	9.20	143	21,352	853	1,111	43.43	56.57
3	26	2017	1	15	1,963	9.19	144	21,352	988	975	50.33	49.67
8	6	2017	1	18	1,963	9.19	145	21,352	1,090	873	55.53	44.47
9	2	2017	7	15	1,963	9.19	146	21,352	899	1,064	45.80	54.20
10	1	2017	1	14	1,963	9.19	147	21,352	905	1,058	46.10	53.90
8	4	2017	6	15	1,962	9.19	148	21,352	919	1,043	46.84	53.16
8	25	2017	6	13	1,961	9.18	149	21,352	875	1,086	44.62	55.38
11	12	2017	1	17	1,961	9.18	150	21,352	1,029	932	52.47	47.53
9	22	2017	6	16	1,960	9.18	151	21,352	892	1,068	45.51	54.49
7	3	2017	2	18	1,959	9.17	152	21,352	1,161	798	59.26	40.74
7	14	2017	6	16	1,959	9.17	153	21,352	983	976	50.18	49.82
8	18	2017	6	12	1,959	9.17	154	21,352	842	1,117	42.98	57.02
9	15	2017	6	17	1,958	9.17	155	21,352	878	1,080	44.84	55.16
2	18	2017	7	14	1,957	9.17	156	21,352	1,068	889	54.57	45.43
6	30	2017	6	16	1,957	9.17	157	21,352	966	991	49.36	50.64
8	6	2017	1	14	1,957	9.17	158	21,352	848	1,109	43.33	56.67
8	27	2017	1	15	1,956	9.16	159	21,352	1,007	949	51.48	48.52
8	5	2017	7	12	1,955	9.16	160	21,352	776	1,179	39.69	60.31
9	2	2017	7	13	1,955	9.16	161	21,352	828	1,127	42.35	57.65
10	1	2017	1	16	1,955	9.16	162	21,352	1,114	841	56.98	43.02
7	30	2017	1	18	1,954	9.15	163	21,352	1,119	835	57.27	42.73
2	13	2017	2	14	1,953	9.15	164	21,352	1,023	930	52.38	47.62
8	19	2017	7	15	1,953	9.15	165	21,352	901	1,052	46.13	53.87
10	1	2017	1	17	1,953	9.15	166	21,352	1,137	816	58.22	41.78
4	14	2017	6	12	1,952	9.14	167	21,352	669	1,283	34.27	65.73
8	27	2017	1	14	1,952	9.14	168	21,352	959	993	49.13	50.87
10	9	2017	2	17	1,952	9.14	169	21,352	1,270	682	65.06	34.94

MO	DY	YR	DAY OF WK	HR	HR VOL	PERCENT OF AADT	HOUR NUMBER	AADT	NORTH VOLUME	SOUTH VOLUME	PERCENT NORTH IS OF TOTAL VOLUME	PERCENT SOUTH IS OF TOTAL VOLUME
6	9	2017	6	16	1,951	9.14	170	21,352	760	1,191	38.95	61.05
8	11	2017	6	13	1,950	9.13	171	21,352	947	1,003	48.56	51.44
8	18	2017	6	18	1,950	9.13	172	21,352	934	1,016	47.90	52.10
6	16	2017	6	17	1,949	9.13	173	21,352	866	1,083	44.43	55.57
4	9	2017	1	16	1,948	9.12	174	21,352	1,072	876	55.03	44.97
5	19	2017	6	17	1,948	9.12	175	21,352	756	1,192	38.81	61.19
7	14	2017	6	14	1,948	9.12	176	21,352	844	1,104	43.33	56.67
4	9	2017	1	17	1,947	9.12	177	21,352	1,066	881	54.75	45.25
9	1	2017	6	11	1,946	9.11	178	21,352	700	1,246	35.97	64.03
8	27	2017	1	19	1,945	9.11	179	21,352	1,160	785	59.64	40.36
8	5	2017	7	11	1,943	9.10	180	21,352	763	1,180	39.27	60.73
9	15	2017	6	16	1,943	9.10	181	21,352	928	1,015	47.76	52.24
10	7	2017	7	14	1,943	9.10	182	21,352	856	1,087	44.06	55.94
9	3	2017	1	14	1,941	9.09	183	21,352	933	1,008	48.07	51.93
6	9	2017	6	14	1,940	9.09	184	21,352	753	1,187	38.81	61.19
8	11	2017	6	16	1,939	9.08	185	21,352	1,092	847	56.32	43.68
9	3	2017	1	18	1,938	9.08	186	21,352	1,245	693	64.24	35.76
2	25	2017	7	12	1,937	9.07	187	21,352	835	1,102	43.11	56.89
7	16	2017	1	18	1,937	9.07	188	21,352	1,046	891	54.00	46.00
1	14	2017	7	13	1,936	9.07	189	21,352	872	1,064	45.04	54.96
8	19	2017	7	14	1,936	9.07	190	21,352	844	1,092	43.60	56.40
7	29	2017	7	17	1,935	9.06	191	21,352	1,090	845	56.33	43.67
9	4	2017	2	13	1,934	9.06	192	21,352	933	1,001	48.24	51.76
8	27	2017	1	13	1,933	9.05	193	21,352	835	1,098	43.20	56.80
7	1	2017	7	13	1,932	9.05	194	21,352	968	964	50.10	49.90
7	22	2017	7	14	1,932	9.05	195	21,352	859	1,073	44.46	55.54
9	23	2017	7	15	1,932	9.05	196	21,352	871	1,061	45.08	54.92
7	21	2017	6	17	1,930	9.04	197	21,352	865	1,065	44.82	55.18
8	4	2017	6	19	1,930	9.04	198	21,352	866	1,064	44.87	55.13
8	12	2017	7	16	1,930	9.04	199	21,352	957	973	49.59	50.41
10	6	2017	6	16	1,929	9.03	200	21,352	922	1,007	47.80	52.20





**AADT= 93,792      K 30 FACTOR= 8.61      K 100 FACTOR= 8.30      K 200 FACTOR= 8.03      D 30 FACTOR= 52.58**



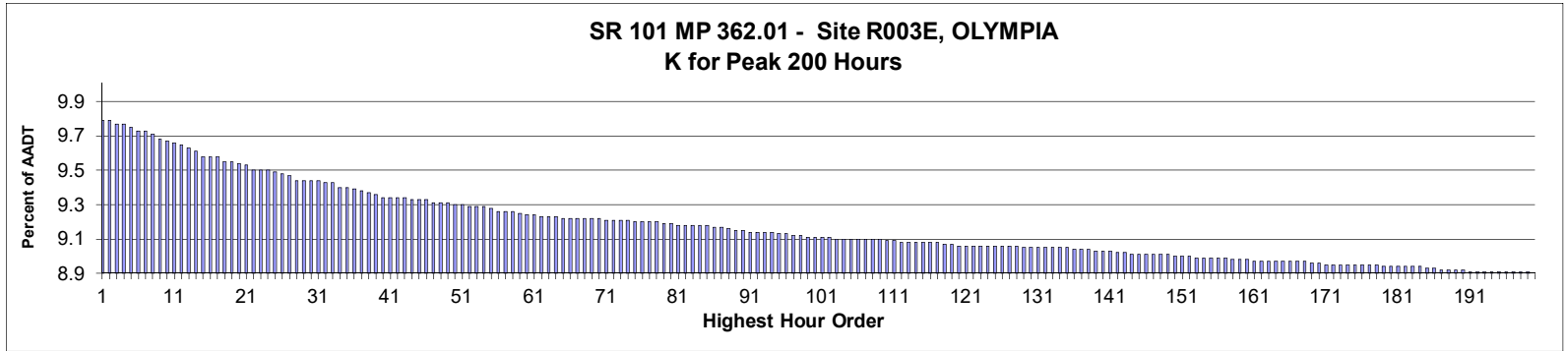
MO	DY	YR	DAY OF WK	HR	HR VOL	PERCENT OF AADT	HOUR NUMBER	AADT	NORTH VOLUME	SOUTH VOLUME	PERCENT NORTH IS OF TOTAL VOLUME	PERCENT SOUTH IS OF TOTAL VOLUME
4	16	2017	1	14	8,684	9.26	1	93,792	4,345	4,339	50.03	49.97
4	16	2017	1	17	8,665	9.24	2	93,792	3,976	4,689	45.89	54.11
4	16	2017	1	16	8,625	9.20	3	93,792	4,186	4,439	48.53	51.47
4	16	2017	1	13	8,553	9.12	4	93,792	4,551	4,002	53.21	46.79
4	16	2017	1	15	8,519	9.08	5	93,792	4,217	4,302	49.50	50.50
4	15	2017	7	16	8,472	9.03	6	93,792	4,214	4,258	49.74	50.26
4	21	2017	6	17	8,447	9.01	7	93,792	4,401	4,046	52.10	47.90
4	21	2017	6	18	8,432	8.99	8	93,792	4,358	4,074	51.68	48.32
4	15	2017	7	15	8,426	8.98	9	93,792	4,267	4,159	50.64	49.36
6	17	2017	7	11	8,303	8.85	10	93,792	3,808	4,495	45.86	54.14
8	5	2017	7	13	8,270	8.82	11	93,792	4,386	3,884	53.04	46.96
4	15	2017	7	17	8,269	8.82	12	93,792	3,966	4,303	47.96	52.04
4	21	2017	6	16	8,226	8.77	13	93,792	4,347	3,879	52.84	47.16
4	30	2017	1	16	8,222	8.77	14	93,792	3,876	4,346	47.14	52.86
4	14	2017	6	16	8,192	8.73	15	93,792	4,298	3,894	52.47	47.53
4	22	2017	7	13	8,184	8.73	16	93,792	4,335	3,849	52.97	47.03

MO	DY	YR	DAY OF WK	HR	HR VOL	PERCENT OF AADT	HOUR NUMBER	AADT	NORTH VOLUME	SOUTH VOLUME	PERCENT NORTH IS OF TOTAL VOLUME	PERCENT SOUTH IS OF TOTAL VOLUME
4	22	2017	7	14	8,169	8.71	17	93,792	4,065	4,104	49.76	50.24
8	13	2017	1	13	8,138	8.68	18	93,792	3,754	4,384	46.13	53.87
4	15	2017	7	13	8,136	8.67	19	93,792	4,208	3,928	51.72	48.28
6	10	2017	7	14	8,133	8.67	20	93,792	3,997	4,136	49.15	50.85
6	9	2017	6	17	8,121	8.66	21	93,792	4,142	3,979	51.00	49.00
8	20	2017	1	13	8,113	8.65	22	93,792	3,740	4,373	46.10	53.90
8	12	2017	7	12	8,108	8.64	23	93,792	4,248	3,860	52.39	47.61
4	15	2017	7	12	8,104	8.64	24	93,792	4,387	3,717	54.13	45.87
8	18	2017	6	15	8,102	8.64	25	93,792	4,169	3,933	51.46	48.54
8	5	2017	7	12	8,101	8.64	26	93,792	4,143	3,958	51.14	48.86
8	5	2017	7	16	8,084	8.62	27	93,792	4,032	4,052	49.88	50.12
8	5	2017	7	15	8,083	8.62	28	93,792	4,193	3,890	51.87	48.13
4	15	2017	7	14	8,082	8.62	29	93,792	4,152	3,930	51.37	48.63
8	5	2017	7	11	8,075	8.61	30	93,792	4,246	3,829	52.58	47.42
4	22	2017	7	15	8,067	8.60	31	93,792	3,852	4,215	47.75	52.25
4	14	2017	6	17	8,016	8.55	32	93,792	4,053	3,963	50.56	49.44
4	9	2017	1	16	8,010	8.54	33	93,792	3,766	4,244	47.02	52.98
4	30	2017	1	15	7,993	8.52	34	93,792	3,939	4,054	49.28	50.72
8	19	2017	7	14	7,988	8.52	35	93,792	4,117	3,871	51.54	48.46
6	10	2017	7	16	7,978	8.51	36	93,792	3,860	4,118	48.38	51.62
4	29	2017	7	16	7,968	8.50	37	93,792	3,718	4,250	46.66	53.34
8	20	2017	1	15	7,968	8.50	38	93,792	3,743	4,225	46.98	53.02
4	14	2017	6	15	7,950	8.48	39	93,792	4,070	3,880	51.19	48.81
8	5	2017	7	14	7,948	8.47	40	93,792	4,145	3,803	52.15	47.85
7	30	2017	1	15	7,942	8.47	41	93,792	3,754	4,188	47.27	52.73
4	14	2017	6	18	7,941	8.47	42	93,792	4,022	3,919	50.65	49.35
6	9	2017	6	16	7,940	8.47	43	93,792	4,146	3,794	52.22	47.78
8	4	2017	6	16	7,940	8.47	44	93,792	4,457	3,483	56.13	43.87
9	16	2017	7	16	7,938	8.46	45	93,792	3,980	3,958	50.14	49.86
7	16	2017	1	14	7,937	8.46	46	93,792	3,695	4,242	46.55	53.45
4	28	2017	6	17	7,935	8.46	47	93,792	4,428	3,507	55.80	44.20
8	6	2017	1	13	7,928	8.45	48	93,792	3,710	4,218	46.80	53.20
8	18	2017	6	17	7,928	8.45	49	93,792	4,306	3,622	54.31	45.69
8	19	2017	7	17	7,916	8.44	50	93,792	3,973	3,943	50.19	49.81
8	12	2017	7	15	7,913	8.44	51	93,792	4,177	3,736	52.79	47.21
8	20	2017	1	14	7,905	8.43	52	93,792	3,481	4,424	44.04	55.96
4	21	2017	6	15	7,903	8.43	53	93,792	4,061	3,842	51.39	48.61
4	21	2017	6	14	7,896	8.42	54	93,792	4,163	3,733	52.72	47.28
4	9	2017	1	15	7,884	8.41	55	93,792	3,969	3,915	50.34	49.66
6	10	2017	7	15	7,883	8.40	56	93,792	3,832	4,051	48.61	51.39
8	19	2017	7	15	7,881	8.40	57	93,792	4,063	3,818	51.55	48.45
8	27	2017	1	16	7,870	8.39	58	93,792	3,755	4,115	47.71	52.29
8	25	2017	6	16	7,868	8.39	59	93,792	4,363	3,505	55.45	44.55
8	6	2017	1	15	7,863	8.38	60	93,792	3,587	4,276	45.62	54.38
9	2	2017	7	13	7,861	8.38	61	93,792	4,365	3,496	55.53	44.47
8	26	2017	7	12	7,855	8.37	62	93,792	4,128	3,727	52.55	47.45
8	13	2017	1	16	7,847	8.37	63	93,792	3,659	4,188	46.63	53.37
4	15	2017	7	11	7,843	8.36	64	93,792	4,290	3,553	54.70	45.30
7	22	2017	7	12	7,840	8.36	65	93,792	4,137	3,703	52.77	47.23
8	13	2017	1	14	7,837	8.36	66	93,792	3,575	4,262	45.62	54.38
7	30	2017	1	13	7,834	8.35	67	93,792	3,635	4,199	46.40	53.60

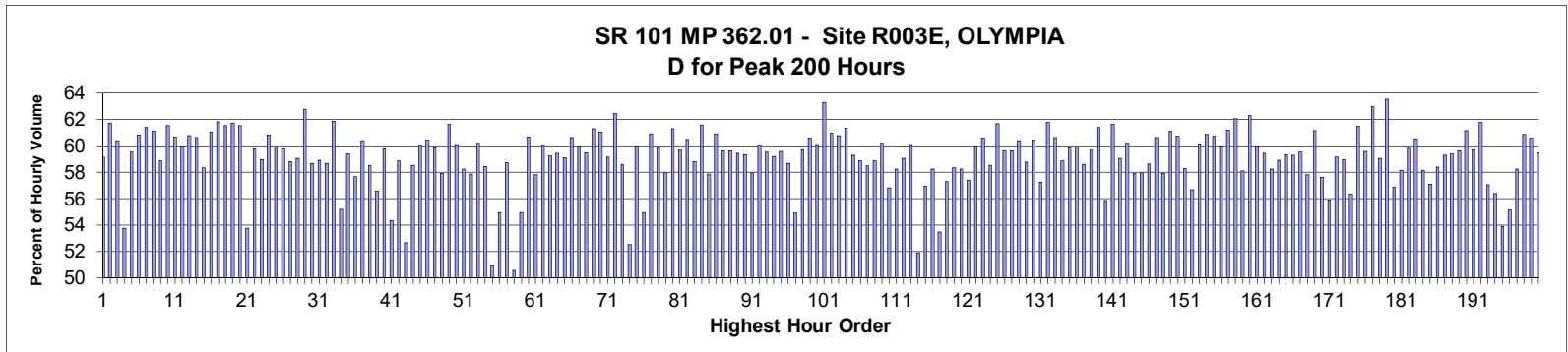
MO	DY	YR	DAY OF WK	HR	HR VOL	PERCENT OF AADT	HOUR NUMBER	AADT	NORTH VOLUME	SOUTH VOLUME	PERCENT NORTH IS OF TOTAL VOLUME	PERCENT SOUTH IS OF TOTAL VOLUME
9	1	2017	6	18	7,831	8.35	68	93,792	4,488	3,343	57.31	42.69
8	6	2017	1	12	7,830	8.35	69	93,792	3,676	4,154	46.95	53.05
4	29	2017	7	13	7,829	8.35	70	93,792	4,082	3,747	52.14	47.86
8	6	2017	1	16	7,825	8.34	71	93,792	3,575	4,250	45.69	54.31
4	22	2017	7	17	7,822	8.34	72	93,792	3,755	4,067	48.01	51.99
8	11	2017	6	17	7,822	8.34	73	93,792	4,424	3,398	56.56	43.44
6	11	2017	1	16	7,821	8.34	74	93,792	3,683	4,138	47.09	52.91
8	12	2017	7	17	7,818	8.34	75	93,792	3,924	3,894	50.19	49.81
7	30	2017	1	12	7,816	8.33	76	93,792	3,642	4,174	46.60	53.40
9	1	2017	6	17	7,816	8.33	77	93,792	4,442	3,374	56.83	43.17
7	22	2017	7	11	7,815	8.33	78	93,792	4,022	3,793	51.47	48.53
8	26	2017	7	14	7,815	8.33	79	93,792	4,106	3,709	52.54	47.46
8	4	2017	6	17	7,814	8.33	80	93,792	4,403	3,411	56.35	43.65
8	18	2017	6	14	7,812	8.33	81	93,792	4,018	3,794	51.43	48.57
9	23	2017	7	12	7,812	8.33	82	93,792	3,945	3,867	50.50	49.50
6	18	2017	1	13	7,811	8.33	83	93,792	3,740	4,071	47.88	52.12
8	27	2017	1	13	7,811	8.33	84	93,792	3,585	4,226	45.90	54.10
6	10	2017	7	12	7,808	8.32	85	93,792	3,840	3,968	49.18	50.82
7	29	2017	7	14	7,808	8.32	86	93,792	4,285	3,523	54.88	45.12
9	23	2017	7	16	7,808	8.32	87	93,792	4,101	3,707	52.52	47.48
8	6	2017	1	14	7,804	8.32	88	93,792	3,642	4,162	46.67	53.33
8	19	2017	7	16	7,802	8.32	89	93,792	3,953	3,849	50.67	49.33
9	22	2017	6	18	7,802	8.32	90	93,792	4,465	3,337	57.23	42.77
7	23	2017	1	13	7,801	8.32	91	93,792	3,663	4,138	46.96	53.04
8	4	2017	6	18	7,798	8.31	92	93,792	4,293	3,505	55.05	44.95
6	18	2017	1	16	7,796	8.31	93	93,792	3,615	4,181	46.37	53.63
7	30	2017	1	14	7,795	8.31	94	93,792	3,576	4,219	45.88	54.12
4	9	2017	1	14	7,792	8.31	95	93,792	3,885	3,907	49.86	50.14
7	16	2017	1	15	7,789	8.30	96	93,792	3,563	4,226	45.74	54.26
9	16	2017	7	13	7,787	8.30	97	93,792	3,936	3,851	50.55	49.45
7	22	2017	7	13	7,785	8.30	98	93,792	4,069	3,716	52.27	47.73
9	16	2017	7	12	7,785	8.30	99	93,792	3,899	3,886	50.08	49.92
8	6	2017	1	17	7,784	8.30	100	93,792	3,388	4,396	43.53	56.47
4	23	2017	1	16	7,779	8.29	101	93,792	3,531	4,248	45.39	54.61
4	28	2017	6	16	7,779	8.29	102	93,792	4,314	3,465	55.46	44.54
7	9	2017	1	13	7,775	8.29	103	93,792	3,743	4,032	48.14	51.86
6	9	2017	6	14	7,774	8.29	104	93,792	3,916	3,858	50.37	49.63
8	27	2017	1	15	7,774	8.29	105	93,792	3,628	4,146	46.67	53.33
6	10	2017	7	13	7,771	8.29	106	93,792	3,920	3,851	50.44	49.56
6	11	2017	1	14	7,769	8.28	107	93,792	3,869	3,900	49.80	50.20
7	23	2017	1	14	7,766	8.28	108	93,792	3,534	4,232	45.51	54.49
6	17	2017	7	12	7,762	8.28	109	93,792	3,927	3,835	50.59	49.41
8	12	2017	7	16	7,760	8.27	110	93,792	4,124	3,636	53.14	46.86
7	29	2017	7	11	7,751	8.26	111	93,792	4,027	3,724	51.95	48.05
8	19	2017	7	12	7,750	8.26	112	93,792	3,698	4,052	47.72	52.28
8	25	2017	6	15	7,748	8.26	113	93,792	4,150	3,598	53.56	46.44
4	30	2017	1	14	7,744	8.26	114	93,792	3,891	3,853	50.25	49.75
6	16	2017	6	17	7,741	8.25	115	93,792	4,278	3,463	55.26	44.74
7	28	2017	6	17	7,737	8.25	116	93,792	4,436	3,301	57.33	42.67
8	26	2017	7	13	7,734	8.25	117	93,792	4,134	3,600	53.45	46.55
7	23	2017	1	15	7,729	8.24	118	93,792	3,786	3,943	48.98	51.02

MO	DY	YR	DAY OF WK	HR	HR VOL	PERCENT OF AADT	HOUR NUMBER	AADT	NORTH VOLUME	SOUTH VOLUME	PERCENT NORTH IS OF TOTAL VOLUME	PERCENT SOUTH IS OF TOTAL VOLUME
10	7	2017	7	13	7,728	8.24	119	93,792	3,606	4,122	46.66	53.34
4	29	2017	7	15	7,725	8.24	120	93,792	3,785	3,940	49.00	51.00
4	9	2017	1	17	7,724	8.24	121	93,792	3,550	4,174	45.96	54.04
5	19	2017	6	17	7,724	8.24	122	93,792	4,157	3,567	53.82	46.18
6	18	2017	1	14	7,721	8.23	123	93,792	3,588	4,133	46.47	53.53
8	12	2017	7	13	7,720	8.23	124	93,792	4,061	3,659	52.60	47.40
7	29	2017	7	12	7,717	8.23	125	93,792	3,962	3,755	51.34	48.66
8	12	2017	7	14	7,717	8.23	126	93,792	4,095	3,622	53.06	46.94
9	2	2017	7	14	7,717	8.23	127	93,792	4,427	3,290	57.37	42.63
7	21	2017	6	14	7,714	8.22	128	93,792	4,044	3,670	52.42	47.58
6	17	2017	7	16	7,710	8.22	129	93,792	3,996	3,714	51.83	48.17
6	11	2017	1	17	7,709	8.22	130	93,792	3,919	3,790	50.84	49.16
5	20	2017	7	12	7,706	8.22	131	93,792	3,815	3,891	49.51	50.49
4	29	2017	7	14	7,704	8.21	132	93,792	3,887	3,817	50.45	49.55
8	26	2017	7	16	7,704	8.21	133	93,792	4,062	3,642	52.73	47.27
7	9	2017	1	16	7,701	8.21	134	93,792	3,440	4,261	44.67	55.33
10	13	2017	6	17	7,701	8.21	135	93,792	4,348	3,353	56.46	43.54
4	23	2017	1	15	7,699	8.21	136	93,792	3,620	4,079	47.02	52.98
8	18	2017	6	18	7,696	8.21	137	93,792	4,179	3,517	54.30	45.70
9	15	2017	6	17	7,696	8.21	138	93,792	4,230	3,466	54.96	45.04
8	27	2017	1	14	7,693	8.20	139	93,792	3,503	4,190	45.53	54.47
4	23	2017	1	14	7,691	8.20	140	93,792	3,662	4,029	47.61	52.39
5	12	2017	6	17	7,691	8.20	141	93,792	4,293	3,398	55.82	44.18
8	4	2017	6	15	7,690	8.20	142	93,792	4,236	3,454	55.08	44.92
8	25	2017	6	14	7,689	8.20	143	93,792	3,764	3,925	48.95	51.05
8	5	2017	7	17	7,688	8.20	144	93,792	3,778	3,910	49.14	50.86
6	18	2017	1	15	7,687	8.20	145	93,792	3,645	4,042	47.42	52.58
8	11	2017	6	16	7,683	8.19	146	93,792	4,340	3,343	56.49	43.51
8	26	2017	7	11	7,682	8.19	147	93,792	3,957	3,725	51.51	48.49
9	2	2017	7	12	7,679	8.19	148	93,792	4,070	3,609	53.00	47.00
7	28	2017	6	16	7,676	8.18	149	93,792	4,324	3,352	56.33	43.67
4	8	2017	7	12	7,669	8.18	150	93,792	3,946	3,723	51.45	48.55
5	14	2017	1	14	7,669	8.18	151	93,792	3,783	3,886	49.33	50.67
6	10	2017	7	11	7,667	8.17	152	93,792	3,791	3,876	49.45	50.55
7	21	2017	6	15	7,666	8.17	153	93,792	4,161	3,505	54.28	45.72
8	12	2017	7	11	7,659	8.17	154	93,792	3,922	3,737	51.21	48.79
10	6	2017	6	17	7,649	8.16	155	93,792	4,116	3,533	53.81	46.19
6	9	2017	6	15	7,646	8.15	156	93,792	3,914	3,732	51.19	48.81
8	18	2017	6	16	7,645	8.15	157	93,792	4,174	3,471	54.60	45.40
7	21	2017	6	17	7,641	8.15	158	93,792	4,293	3,348	56.18	43.82
5	5	2017	6	16	7,634	8.14	159	93,792	4,348	3,286	56.96	43.04
6	11	2017	1	18	7,634	8.14	160	93,792	4,097	3,537	53.67	46.33
7	22	2017	7	14	7,633	8.14	161	93,792	3,997	3,636	52.36	47.64
6	11	2017	1	12	7,631	8.14	162	93,792	3,540	4,091	46.39	53.61
5	5	2017	6	17	7,630	8.14	163	93,792	4,325	3,305	56.68	43.32
9	24	2017	1	17	7,629	8.13	164	93,792	3,241	4,388	42.48	57.52
7	29	2017	7	13	7,627	8.13	165	93,792	4,170	3,457	54.67	45.33
8	26	2017	7	15	7,627	8.13	166	93,792	4,069	3,558	53.35	46.65
4	14	2017	6	14	7,626	8.13	167	93,792	3,807	3,819	49.92	50.08
9	29	2017	6	17	7,625	8.13	168	93,792	4,204	3,421	55.13	44.87
8	4	2017	6	14	7,619	8.12	169	93,792	4,002	3,617	52.53	47.47

MO	DY	YR	DAY OF WK	HR	HR VOL	PERCENT OF AADT	HOUR NUMBER	AADT	NORTH VOLUME	SOUTH VOLUME	PERCENT NORTH IS OF TOTAL VOLUME	PERCENT SOUTH IS OF TOTAL VOLUME
9	24	2017	1	13	7,619	8.12	170	93,792	3,727	3,892	48.92	51.08
7	30	2017	1	17	7,616	8.12	171	93,792	3,507	4,109	46.05	53.95
8	20	2017	1	16	7,616	8.12	172	93,792	3,519	4,097	46.21	53.79
8	11	2017	6	15	7,612	8.12	173	93,792	4,319	3,293	56.74	43.26
7	14	2017	6	16	7,605	8.11	174	93,792	4,244	3,361	55.81	44.19
7	14	2017	6	17	7,603	8.11	175	93,792	4,340	3,263	57.08	42.92
7	23	2017	1	16	7,602	8.11	176	93,792	3,654	3,948	48.07	51.93
9	23	2017	7	17	7,602	8.11	177	93,792	3,796	3,806	49.93	50.07
11	10	2017	6	16	7,599	8.10	178	93,792	4,308	3,291	56.69	43.31
7	9	2017	1	15	7,595	8.10	179	93,792	3,457	4,138	45.52	54.48
5	14	2017	1	16	7,587	8.09	180	93,792	3,471	4,116	45.75	54.25
8	27	2017	1	12	7,586	8.09	181	93,792	3,519	4,067	46.39	53.61
7	29	2017	7	15	7,581	8.08	182	93,792	4,035	3,546	53.23	46.77
10	13	2017	6	16	7,572	8.07	183	93,792	4,244	3,328	56.05	43.95
9	23	2017	7	15	7,571	8.07	184	93,792	4,017	3,554	53.06	46.94
6	24	2017	7	16	7,569	8.07	185	93,792	3,729	3,840	49.27	50.73
8	25	2017	6	17	7,565	8.07	186	93,792	4,307	3,258	56.93	43.07
9	16	2017	7	17	7,563	8.06	187	93,792	3,665	3,898	48.46	51.54
8	19	2017	7	13	7,554	8.05	188	93,792	3,874	3,680	51.28	48.72
11	10	2017	6	17	7,554	8.05	189	93,792	4,193	3,361	55.51	44.49
4	22	2017	7	12	7,552	8.05	190	93,792	4,041	3,511	53.51	46.49
6	25	2017	1	15	7,551	8.05	191	93,792	3,472	4,079	45.98	54.02
7	8	2017	7	16	7,551	8.05	192	93,792	3,819	3,732	50.58	49.42
4	30	2017	1	17	7,547	8.05	193	93,792	3,233	4,314	42.84	57.16
4	9	2017	1	13	7,544	8.04	194	93,792	4,021	3,523	53.30	46.70
6	17	2017	7	14	7,544	8.04	195	93,792	3,949	3,595	52.35	47.65
3	31	2017	6	16	7,541	8.04	196	93,792	4,187	3,354	55.52	44.48
7	1	2017	7	12	7,540	8.04	197	93,792	4,121	3,419	54.66	45.34
4	21	2017	6	19	7,538	8.04	198	93,792	4,022	3,516	53.36	46.64
6	30	2017	6	14	7,534	8.03	199	93,792	4,044	3,490	53.68	46.32
9	1	2017	6	14	7,533	8.03	200	93,792	3,967	3,566	52.66	47.34



**AADT= 51,820      K 30 FACTOR= 9.43      K 100 FACTOR= 9.10      K 200 FACTOR= 8.89      D 30 FACTOR= 58.69**



MO	DY	YR	DAY OF WK	HR	HR VOL	PERCENT OF AADT	HOUR NUMBER	AADT	EAST VOLUME	WEST VOLUME	PERCENT EAST IS OF TOTAL VOLUME	PERCENT WEST IS OF TOTAL VOLUME
8	4	2017	6	16	5,067	9.78	1	51,820	2,070	2,997	40.85	59.15
8	18	2017	6	16	5,066	9.78	2	51,820	1,938	3,128	38.26	61.74
7	21	2017	6	17	5,059	9.76	3	51,820	2,005	3,054	39.63	60.37
7	5	2017	4	17	5,056	9.76	4	51,820	2,338	2,718	46.24	53.76
7	28	2017	6	17	5,046	9.74	5	51,820	2,041	3,005	40.45	59.55
8	4	2017	6	17	5,038	9.72	6	51,820	1,974	3,064	39.18	60.82
10	6	2017	6	17	5,037	9.72	7	51,820	1,946	3,091	38.63	61.37
8	11	2017	6	17	5,025	9.70	8	51,820	1,953	3,072	38.87	61.13
9	8	2017	6	17	5,009	9.67	9	51,820	2,060	2,949	41.13	58.87
5	26	2017	6	17	5,004	9.66	10	51,820	1,925	3,079	38.47	61.53
8	18	2017	6	17	5,002	9.65	11	51,820	1,967	3,035	39.32	60.68
7	14	2017	6	17	4,996	9.64	12	51,820	1,999	2,997	40.01	59.99
6	16	2017	6	17	4,983	9.62	13	51,820	1,956	3,027	39.25	60.75
8	11	2017	6	18	4,977	9.60	14	51,820	1,960	3,017	39.38	60.62
7	26	2017	4	17	4,961	9.57	15	51,820	2,066	2,895	41.64	58.36
9	1	2017	6	17	4,960	9.57	16	51,820	1,931	3,029	38.93	61.07

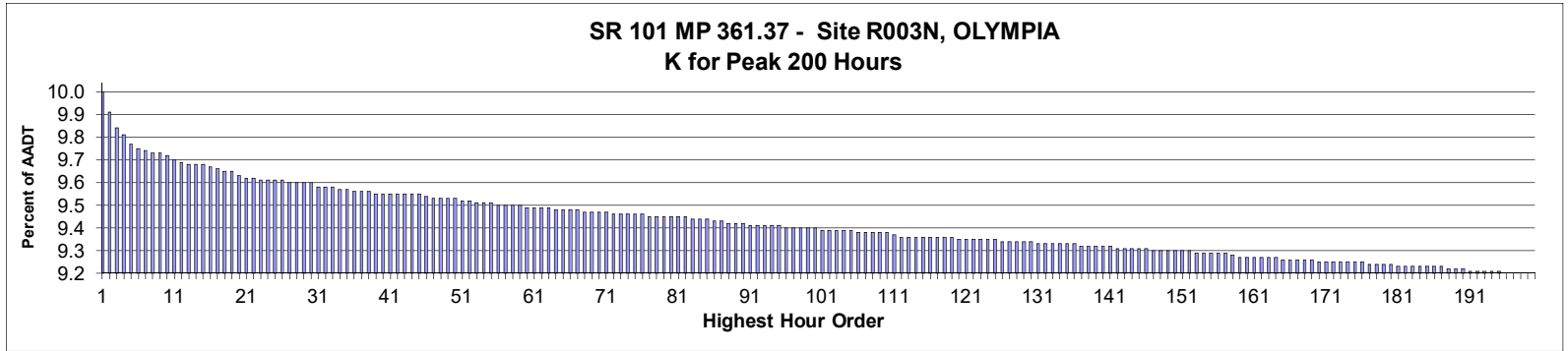
MO	DY	YR	DAY OF WK	HR	HR VOL	PERCENT OF AADT	HOUR NUMBER	AADT	EAST VOLUME	WEST VOLUME	PERCENT EAST IS OF TOTAL VOLUME	PERCENT WEST IS OF TOTAL VOLUME
9	1	2017	6	18	4,957	9.57	17	51,820	1,892	3,065	38.17	61.83
9	15	2017	6	18	4,945	9.54	18	51,820	1,903	3,042	38.48	61.52
10	6	2017	6	18	4,943	9.54	19	51,820	1,892	3,051	38.28	61.72
9	1	2017	6	16	4,939	9.53	20	51,820	1,899	3,040	38.45	61.55
8	6	2017	1	13	4,932	9.52	21	51,820	2,652	2,280	53.77	46.23
6	23	2017	6	17	4,920	9.49	22	51,820	1,979	2,941	40.22	59.78
9	5	2017	3	17	4,920	9.49	23	51,820	2,018	2,902	41.02	58.98
8	4	2017	6	18	4,918	9.49	24	51,820	1,927	2,991	39.18	60.82
6	2	2017	6	18	4,915	9.48	25	51,820	1,971	2,944	40.10	59.90
9	22	2017	6	17	4,909	9.47	26	51,820	1,975	2,934	40.23	59.77
10	27	2017	6	17	4,903	9.46	27	51,820	2,020	2,883	41.20	58.80
5	19	2017	6	17	4,889	9.43	28	51,820	2,003	2,886	40.97	59.03
7	28	2017	6	18	4,889	9.43	29	51,820	1,819	3,070	37.21	62.79
8	30	2017	4	17	4,888	9.43	30	51,820	2,019	2,869	41.31	58.69
5	12	2017	6	17	4,887	9.43	31	51,820	2,009	2,878	41.11	58.89
8	22	2017	3	17	4,884	9.42	32	51,820	2,019	2,865	41.34	58.66
5	26	2017	6	16	4,881	9.42	33	51,820	1,860	3,021	38.11	61.89
8	27	2017	1	14	4,868	9.39	34	51,820	2,686	2,182	55.18	44.82
8	10	2017	5	17	4,867	9.39	35	51,820	1,977	2,890	40.62	59.38
7	1	2017	7	17	4,859	9.38	36	51,820	2,056	2,803	42.31	57.69
6	2	2017	6	17	4,853	9.37	37	51,820	1,922	2,931	39.60	60.40
8	17	2017	5	17	4,849	9.36	38	51,820	2,010	2,839	41.45	58.55
8	13	2017	1	13	4,846	9.35	39	51,820	2,742	2,104	56.58	43.42
9	29	2017	6	17	4,836	9.33	40	51,820	1,945	2,891	40.22	59.78
7	30	2017	1	14	4,835	9.33	41	51,820	2,628	2,207	54.35	45.65
6	22	2017	5	17	4,834	9.33	42	51,820	1,988	2,846	41.13	58.87
8	6	2017	1	14	4,833	9.33	43	51,820	2,545	2,288	52.66	47.34
6	9	2017	6	17	4,829	9.32	44	51,820	2,003	2,826	41.48	58.52
7	20	2017	5	17	4,828	9.32	45	51,820	1,929	2,899	39.95	60.05
8	23	2017	4	17	4,828	9.32	46	51,820	1,911	2,917	39.58	60.42
7	7	2017	6	18	4,820	9.30	47	51,820	1,935	2,885	40.15	59.85
7	12	2017	4	17	4,820	9.30	48	51,820	2,028	2,792	42.07	57.93
9	8	2017	6	18	4,817	9.30	49	51,820	1,848	2,969	38.36	61.64
7	1	2017	7	16	4,816	9.29	50	51,820	1,921	2,895	39.89	60.11
8	25	2017	6	17	4,813	9.29	51	51,820	2,009	2,804	41.74	58.26
10	5	2017	5	17	4,809	9.28	52	51,820	2,027	2,782	42.15	57.85
8	11	2017	6	16	4,808	9.28	53	51,820	1,913	2,895	39.79	60.21
4	21	2017	6	17	4,807	9.28	54	51,820	1,998	2,809	41.56	58.44
7	5	2017	4	16	4,805	9.27	55	51,820	2,445	2,360	50.88	49.12
8	27	2017	1	15	4,795	9.25	56	51,820	2,634	2,161	54.93	45.07
8	31	2017	5	17	4,795	9.25	57	51,820	1,980	2,815	41.29	58.71
6	25	2017	1	13	4,791	9.25	58	51,820	2,368	2,423	49.43	50.57
7	30	2017	1	13	4,786	9.24	59	51,820	2,629	2,157	54.93	45.07
8	3	2017	5	18	4,784	9.23	60	51,820	1,882	2,902	39.34	60.66
8	7	2017	2	17	4,781	9.23	61	51,820	2,017	2,764	42.19	57.81
7	28	2017	6	16	4,779	9.22	62	51,820	1,909	2,870	39.95	60.05
8	3	2017	5	17	4,777	9.22	63	51,820	1,946	2,831	40.74	59.26
10	13	2017	6	17	4,776	9.22	64	51,820	1,938	2,838	40.58	59.42
8	16	2017	4	17	4,775	9.21	65	51,820	1,953	2,822	40.90	59.10
8	25	2017	6	18	4,775	9.21	66	51,820	1,879	2,896	39.35	60.65
9	22	2017	6	18	4,775	9.21	67	51,820	1,910	2,865	40.00	60.00

MO	DY	YR	DAY OF WK	HR	HR VOL	PERCENT OF AADT	HOUR NUMBER	AADT	EAST VOLUME	WEST VOLUME	PERCENT EAST IS OF TOTAL VOLUME	PERCENT WEST IS OF TOTAL VOLUME
6	23	2017	6	16	4,772	9.21	68	51,820	1,933	2,839	40.51	59.49
8	18	2017	6	18	4,772	9.21	69	51,820	1,846	2,926	38.68	61.32
8	10	2017	5	18	4,771	9.21	70	51,820	1,858	2,913	38.94	61.06
7	25	2017	3	17	4,770	9.20	71	51,820	1,949	2,821	40.86	59.14
8	22	2017	3	18	4,767	9.20	72	51,820	1,791	2,976	37.57	62.43
10	31	2017	3	17	4,766	9.20	73	51,820	1,973	2,793	41.40	58.60
7	2	2017	1	14	4,765	9.20	74	51,820	2,263	2,502	47.49	52.51
7	19	2017	4	17	4,763	9.19	75	51,820	1,904	2,859	39.97	60.03
8	27	2017	1	13	4,762	9.19	76	51,820	2,616	2,146	54.93	45.07
9	29	2017	6	18	4,762	9.19	77	51,820	1,862	2,900	39.10	60.90
11	3	2017	6	17	4,761	9.19	78	51,820	1,910	2,851	40.12	59.88
8	4	2017	6	15	4,759	9.18	79	51,820	2,001	2,758	42.05	57.95
6	29	2017	5	18	4,757	9.18	80	51,820	1,842	2,915	38.72	61.28
6	29	2017	5	17	4,753	9.17	81	51,820	1,917	2,836	40.33	59.67
8	17	2017	5	18	4,753	9.17	82	51,820	1,877	2,876	39.49	60.51
7	21	2017	6	16	4,752	9.17	83	51,820	1,958	2,794	41.20	58.80
7	21	2017	6	18	4,752	9.17	84	51,820	1,825	2,927	38.40	61.60
12	8	2017	6	17	4,751	9.17	85	51,820	2,001	2,750	42.12	57.88
7	13	2017	5	18	4,749	9.16	86	51,820	1,856	2,893	39.08	60.92
9	7	2017	5	17	4,747	9.16	87	51,820	1,917	2,830	40.38	59.62
8	29	2017	3	17	4,739	9.15	88	51,820	1,914	2,825	40.39	59.61
2	17	2017	6	17	4,736	9.14	89	51,820	1,921	2,815	40.56	59.44
7	6	2017	5	17	4,734	9.14	90	51,820	1,925	2,809	40.66	59.34
7	24	2017	2	17	4,731	9.13	91	51,820	1,990	2,741	42.06	57.94
6	16	2017	6	18	4,730	9.13	92	51,820	1,889	2,841	39.94	60.06
4	14	2017	6	17	4,729	9.13	93	51,820	1,914	2,815	40.47	59.53
7	1	2017	7	15	4,729	9.13	94	51,820	1,930	2,799	40.81	59.19
10	27	2017	6	18	4,724	9.12	95	51,820	1,910	2,814	40.43	59.57
12	6	2017	4	17	4,724	9.12	96	51,820	1,953	2,771	41.34	58.66
8	13	2017	1	14	4,721	9.11	97	51,820	2,592	2,129	54.90	45.10
8	1	2017	3	17	4,720	9.11	98	51,820	1,902	2,818	40.30	59.70
4	21	2017	6	18	4,718	9.10	99	51,820	1,861	2,857	39.44	60.56
7	13	2017	5	17	4,718	9.10	100	51,820	1,882	2,836	39.89	60.11
5	26	2017	6	18	4,717	9.10	101	51,820	1,730	2,987	36.68	63.32
7	12	2017	4	18	4,717	9.10	102	51,820	1,841	2,876	39.03	60.97
7	11	2017	3	18	4,712	9.09	103	51,820	1,848	2,864	39.22	60.78
10	13	2017	6	18	4,712	9.09	104	51,820	1,821	2,891	38.65	61.35
10	6	2017	6	16	4,711	9.09	105	51,820	1,917	2,794	40.69	59.31
9	12	2017	3	17	4,710	9.09	106	51,820	1,938	2,772	41.15	58.85
2	14	2017	3	17	4,709	9.09	107	51,820	1,956	2,753	41.54	58.46
5	5	2017	6	17	4,708	9.09	108	51,820	1,937	2,771	41.14	58.86
8	23	2017	4	18	4,708	9.09	109	51,820	1,873	2,835	39.78	60.22
6	14	2017	4	17	4,706	9.08	110	51,820	2,033	2,673	43.20	56.80
6	9	2017	6	16	4,704	9.08	111	51,820	1,965	2,739	41.77	58.23
6	16	2017	6	16	4,701	9.07	112	51,820	1,925	2,776	40.95	59.05
7	7	2017	6	17	4,701	9.07	113	51,820	1,875	2,826	39.89	60.11
8	4	2017	6	13	4,700	9.07	114	51,820	2,262	2,438	48.13	51.87
9	28	2017	5	17	4,700	9.07	115	51,820	2,024	2,676	43.06	56.94
6	5	2017	2	17	4,699	9.07	116	51,820	1,962	2,737	41.75	58.25
8	6	2017	1	15	4,698	9.07	117	51,820	2,511	2,187	53.45	46.55
8	11	2017	6	15	4,697	9.06	118	51,820	2,006	2,691	42.71	57.29

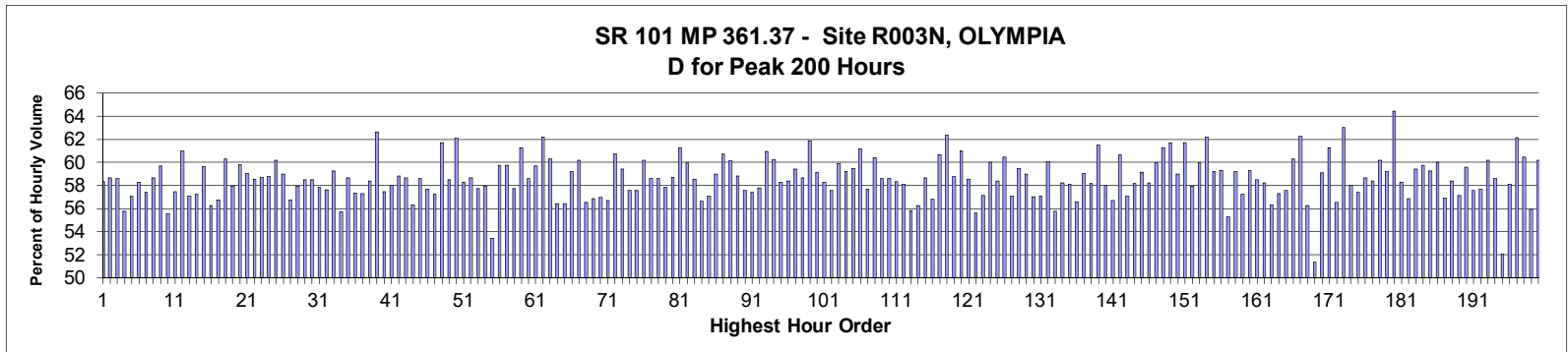


MO	DY	YR	DAY OF WK	HR	HR VOL	PERCENT OF AADT	HOUR NUMBER	AADT	EAST VOLUME	WEST VOLUME	PERCENT EAST IS OF TOTAL VOLUME	PERCENT WEST IS OF TOTAL VOLUME
9	15	2017	6	17	4,697	9.06	119	51,820	1,956	2,741	41.64	58.36
3	31	2017	6	17	4,691	9.05	120	51,820	1,958	2,733	41.74	58.26
5	25	2017	5	17	4,691	9.05	121	51,820	2,000	2,691	42.63	57.37
3	31	2017	6	18	4,690	9.05	122	51,820	1,876	2,814	40.00	60.00
7	1	2017	7	14	4,690	9.05	123	51,820	1,849	2,841	39.42	60.58
9	1	2017	6	15	4,690	9.05	124	51,820	1,944	2,746	41.45	58.55
6	8	2017	5	18	4,689	9.05	125	51,820	1,796	2,893	38.30	61.70
8	15	2017	3	17	4,689	9.05	126	51,820	1,894	2,795	40.39	59.61
10	20	2017	6	17	4,689	9.05	127	51,820	1,892	2,797	40.35	59.65
8	14	2017	2	17	4,688	9.05	128	51,820	1,856	2,832	39.59	60.41
9	8	2017	6	16	4,687	9.04	129	51,820	1,932	2,755	41.22	58.78
5	19	2017	6	18	4,686	9.04	130	51,820	1,853	2,833	39.54	60.46
6	6	2017	3	17	4,686	9.04	131	51,820	2,004	2,682	42.77	57.23
6	14	2017	4	18	4,683	9.04	132	51,820	1,791	2,892	38.24	61.76
6	21	2017	4	18	4,683	9.04	133	51,820	1,843	2,840	39.36	60.64
9	28	2017	5	18	4,683	9.04	134	51,820	1,927	2,756	41.15	58.85
12	14	2017	5	17	4,683	9.04	135	51,820	1,880	2,803	40.15	59.85
7	11	2017	3	17	4,680	9.03	136	51,820	1,877	2,803	40.11	59.89
8	8	2017	3	17	4,679	9.03	137	51,820	1,937	2,742	41.40	58.60
8	9	2017	4	17	4,678	9.03	138	51,820	1,886	2,792	40.32	59.68
7	20	2017	5	18	4,676	9.02	139	51,820	1,805	2,871	38.60	61.40
8	5	2017	7	13	4,676	9.02	140	51,820	2,064	2,612	44.14	55.86
6	22	2017	5	18	4,674	9.02	141	51,820	1,794	2,880	38.38	61.62
10	25	2017	4	17	4,670	9.01	142	51,820	1,912	2,758	40.94	59.06
2	24	2017	6	17	4,667	9.01	143	51,820	1,858	2,809	39.81	60.19
4	21	2017	6	16	4,666	9.00	144	51,820	1,965	2,701	42.11	57.89
9	4	2017	2	14	4,666	9.00	145	51,820	2,704	1,962	57.95	42.05
7	9	2017	1	13	4,663	9.00	146	51,820	2,734	1,929	58.63	41.37
1	13	2017	6	17	4,662	9.00	147	51,820	1,835	2,827	39.36	60.64
5	10	2017	4	17	4,662	9.00	148	51,820	1,963	2,699	42.11	57.89
12	12	2017	3	17	4,662	9.00	149	51,820	1,814	2,848	38.91	61.09
7	17	2017	2	17	4,661	8.99	150	51,820	1,830	2,831	39.26	60.74
9	13	2017	4	17	4,661	8.99	151	51,820	1,943	2,718	41.69	58.31
8	25	2017	6	15	4,657	8.99	152	51,820	2,018	2,639	43.33	56.67
1	27	2017	6	17	4,655	8.98	153	51,820	1,854	2,801	39.83	60.17
4	27	2017	5	18	4,654	8.98	154	51,820	1,822	2,832	39.15	60.85
7	24	2017	2	18	4,654	8.98	155	51,820	1,827	2,827	39.26	60.74
7	26	2017	4	18	4,653	8.98	156	51,820	1,861	2,792	40.00	60.00
8	9	2017	4	18	4,651	8.98	157	51,820	1,804	2,847	38.79	61.21
8	8	2017	3	18	4,649	8.97	158	51,820	1,764	2,885	37.94	62.06
11	17	2017	6	17	4,647	8.97	159	51,820	1,948	2,699	41.92	58.08
8	1	2017	3	18	4,646	8.97	160	51,820	1,751	2,895	37.69	62.31
7	18	2017	3	17	4,645	8.96	161	51,820	1,857	2,788	39.98	60.02
10	10	2017	3	17	4,645	8.96	162	51,820	1,885	2,760	40.58	59.42
6	8	2017	5	17	4,644	8.96	163	51,820	1,939	2,705	41.75	58.25
6	13	2017	3	17	4,644	8.96	164	51,820	1,908	2,736	41.09	58.91
7	1	2017	7	13	4,644	8.96	165	51,820	1,888	2,756	40.65	59.35
6	2	2017	6	16	4,642	8.96	166	51,820	1,890	2,752	40.72	59.28
7	10	2017	2	17	4,642	8.96	167	51,820	1,879	2,763	40.48	59.52
12	7	2017	5	17	4,642	8.96	168	51,820	1,958	2,684	42.18	57.82
9	7	2017	5	18	4,640	8.95	169	51,820	1,803	2,837	38.86	61.14

MO	DY	YR	DAY OF WK	HR	HR VOL	PERCENT OF AADT	HOUR NUMBER	AADT	EAST VOLUME	WEST VOLUME	PERCENT EAST IS OF TOTAL VOLUME	PERCENT WEST IS OF TOTAL VOLUME
9	14	2017	5	17	4,638	8.95	170	51,820	1,966	2,672	42.39	57.61
8	20	2017	1	13	4,635	8.94	171	51,820	2,590	2,045	55.88	44.12
8	2	2017	4	17	4,634	8.94	172	51,820	1,894	2,740	40.87	59.13
8	28	2017	2	17	4,634	8.94	173	51,820	1,901	2,733	41.02	58.98
7	3	2017	2	16	4,633	8.94	174	51,820	2,023	2,610	43.67	56.33
7	6	2017	5	18	4,633	8.94	175	51,820	1,785	2,848	38.53	61.47
10	24	2017	3	17	4,632	8.94	176	51,820	1,872	2,760	40.41	59.59
6	23	2017	6	18	4,631	8.94	177	51,820	1,716	2,915	37.05	62.95
12	15	2017	6	17	4,631	8.94	178	51,820	1,897	2,734	40.96	59.04
6	30	2017	6	18	4,630	8.93	179	51,820	1,689	2,941	36.48	63.52
7	5	2017	4	18	4,628	8.93	180	51,820	1,996	2,632	43.13	56.87
7	14	2017	6	16	4,627	8.93	181	51,820	1,936	2,691	41.84	58.16
9	4	2017	2	12	4,627	8.93	182	51,820	2,767	1,860	59.80	40.20
5	12	2017	6	18	4,626	8.93	183	51,820	1,826	2,800	39.47	60.53
9	27	2017	4	17	4,626	8.93	184	51,820	1,937	2,689	41.87	58.13
6	7	2017	4	17	4,624	8.92	185	51,820	1,983	2,641	42.88	57.12
6	30	2017	6	16	4,620	8.92	186	51,820	1,923	2,697	41.62	58.38
7	19	2017	4	18	4,619	8.91	187	51,820	1,880	2,739	40.70	59.30
10	3	2017	3	17	4,618	8.91	188	51,820	1,876	2,742	40.62	59.38
2	22	2017	4	17	4,617	8.91	189	51,820	1,863	2,754	40.35	59.65
3	10	2017	6	17	4,616	8.91	190	51,820	1,794	2,822	38.86	61.14
6	1	2017	5	17	4,614	8.90	191	51,820	1,858	2,756	40.27	59.73
6	27	2017	3	18	4,614	8.90	192	51,820	1,763	2,851	38.21	61.79
7	3	2017	2	17	4,614	8.90	193	51,820	1,981	2,633	42.93	57.07
7	16	2017	1	13	4,613	8.90	194	51,820	2,601	2,012	56.38	43.62
8	4	2017	6	14	4,613	8.90	195	51,820	2,127	2,486	46.11	53.89
8	5	2017	7	12	4,613	8.90	196	51,820	2,069	2,544	44.85	55.15
6	12	2017	2	17	4,611	8.90	197	51,820	1,926	2,685	41.77	58.23
5	3	2017	4	18	4,610	8.90	198	51,820	1,804	2,806	39.13	60.87
9	2	2017	7	13	4,610	8.90	199	51,820	1,817	2,793	39.41	60.59
10	11	2017	4	17	4,607	8.89	200	51,820	1,866	2,741	40.50	59.50



**AADT= 33,043      K 30 FACTOR= 9.56      K 100 FACTOR= 9.36      K 200 FACTOR= 9.16      D 30 FACTOR= 58.49**



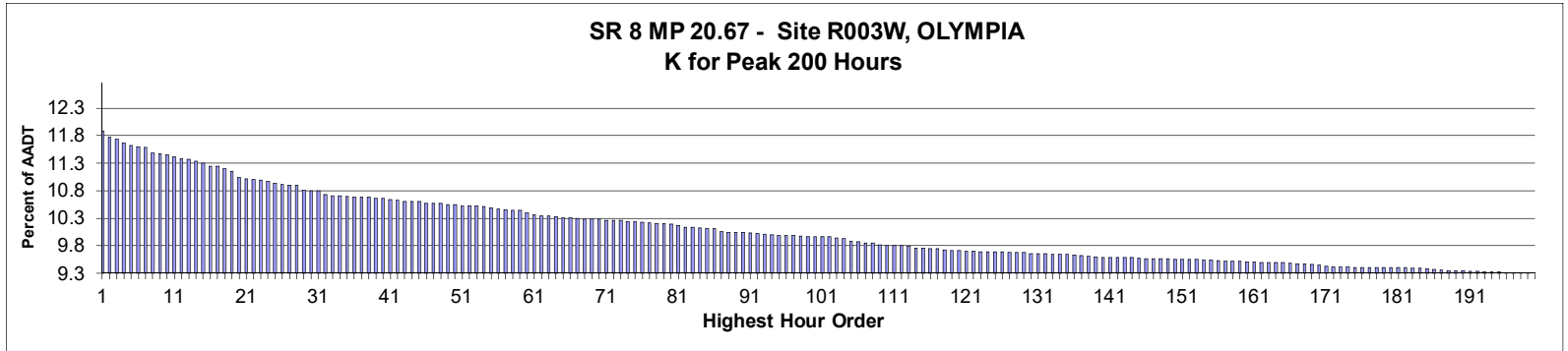
MO	DY	YR	DAY OF WK	HR	HR VOL	PERCENT OF AADT	HOUR NUMBER	AADT	NORTH VOLUME	SOUTH VOLUME	PERCENT NORTH IS OF TOTAL VOLUME	PERCENT SOUTH IS OF TOTAL VOLUME
10	31	2017	3	17	3,291	9.96	1	33,043	1,372	1,919	41.69	58.31
6	2	2017	6	18	3,261	9.87	2	33,043	1,349	1,912	41.37	58.63
6	22	2017	5	17	3,238	9.80	3	33,043	1,340	1,898	41.38	58.62
10	5	2017	5	17	3,227	9.77	4	33,043	1,427	1,800	44.22	55.78
9	8	2017	6	17	3,215	9.73	5	33,043	1,381	1,834	42.95	57.05
7	26	2017	4	17	3,208	9.71	6	33,043	1,338	1,870	41.71	58.29
12	6	2017	4	17	3,206	9.70	7	33,043	1,365	1,841	42.58	57.42
8	30	2017	4	17	3,203	9.69	8	33,043	1,324	1,879	41.34	58.66
12	12	2017	3	17	3,203	9.69	9	33,043	1,291	1,912	40.31	59.69
5	10	2017	4	17	3,198	9.68	10	33,043	1,422	1,776	44.47	55.53
10	27	2017	6	17	3,191	9.66	11	33,043	1,357	1,834	42.53	57.47
9	5	2017	3	17	3,190	9.65	12	33,043	1,244	1,946	39.00	61.00
5	12	2017	6	17	3,186	9.64	13	33,043	1,368	1,818	42.94	57.06
7	28	2017	6	17	3,186	9.64	14	33,043	1,362	1,824	42.75	57.25
6	16	2017	6	17	3,185	9.64	15	33,043	1,286	1,899	40.38	59.62
6	14	2017	4	17	3,183	9.63	16	33,043	1,392	1,791	43.73	56.27

MO	DY	YR	DAY OF WK	HR	HR VOL	PERCENT OF AADT	HOUR NUMBER	AADT	NORTH VOLUME	SOUTH VOLUME	PERCENT NORTH IS OF TOTAL VOLUME	PERCENT SOUTH IS OF TOTAL VOLUME
6	13	2017	3	17	3,180	9.62	17	33,043	1,375	1,805	43.24	56.76
6	14	2017	4	18	3,177	9.61	18	33,043	1,262	1,915	39.72	60.28
7	12	2017	4	17	3,174	9.61	19	33,043	1,335	1,839	42.06	57.94
8	23	2017	4	17	3,169	9.59	20	33,043	1,274	1,895	40.20	59.80
9	29	2017	6	17	3,167	9.58	21	33,043	1,297	1,870	40.95	59.05
7	20	2017	5	17	3,164	9.58	22	33,043	1,311	1,853	41.43	58.57
7	25	2017	3	17	3,163	9.57	23	33,043	1,306	1,857	41.29	58.71
7	27	2017	5	17	3,163	9.57	24	33,043	1,305	1,858	41.26	58.74
4	27	2017	5	18	3,161	9.57	25	33,043	1,259	1,902	39.83	60.17
8	22	2017	3	17	3,161	9.57	26	33,043	1,296	1,865	41.00	59.00
6	2	2017	6	17	3,160	9.56	27	33,043	1,366	1,794	43.23	56.77
9	27	2017	4	17	3,159	9.56	28	33,043	1,328	1,831	42.04	57.96
12	14	2017	5	17	3,159	9.56	29	33,043	1,312	1,847	41.53	58.47
7	14	2017	6	17	3,158	9.56	30	33,043	1,311	1,847	41.51	58.49
6	29	2017	5	17	3,153	9.54	31	33,043	1,329	1,824	42.15	57.85
10	6	2017	6	17	3,151	9.54	32	33,043	1,335	1,816	42.37	57.63
10	6	2017	6	18	3,151	9.54	33	33,043	1,283	1,868	40.72	59.28
9	28	2017	5	17	3,150	9.53	34	33,043	1,395	1,755	44.29	55.71
5	10	2017	4	18	3,149	9.53	35	33,043	1,302	1,847	41.35	58.65
10	25	2017	4	17	3,146	9.52	36	33,043	1,342	1,804	42.66	57.34
2	14	2017	3	17	3,145	9.52	37	33,043	1,343	1,802	42.70	57.30
11	16	2017	5	17	3,145	9.52	38	33,043	1,309	1,836	41.62	58.38
7	27	2017	5	18	3,144	9.51	39	33,043	1,174	1,970	37.34	62.66
5	19	2017	6	17	3,143	9.51	40	33,043	1,337	1,806	42.54	57.46
6	1	2017	5	17	3,143	9.51	41	33,043	1,320	1,823	42.00	58.00
6	5	2017	2	17	3,143	9.51	42	33,043	1,295	1,848	41.20	58.80
9	7	2017	5	17	3,142	9.51	43	33,043	1,300	1,842	41.37	58.63
9	13	2017	4	17	3,141	9.51	44	33,043	1,373	1,768	43.71	56.29
10	11	2017	4	17	3,141	9.51	45	33,043	1,301	1,840	41.42	58.58
10	19	2017	5	17	3,138	9.50	46	33,043	1,329	1,809	42.35	57.65
12	7	2017	5	17	3,137	9.49	47	33,043	1,342	1,795	42.78	57.22
6	8	2017	5	18	3,136	9.49	48	33,043	1,201	1,935	38.30	61.70
10	10	2017	3	17	3,136	9.49	49	33,043	1,301	1,835	41.49	58.51
6	29	2017	5	18	3,135	9.49	50	33,043	1,188	1,947	37.89	62.11
2	22	2017	4	17	3,131	9.48	51	33,043	1,307	1,824	41.74	58.26
10	27	2017	6	18	3,131	9.48	52	33,043	1,294	1,837	41.33	58.67
9	14	2017	5	17	3,130	9.47	53	33,043	1,323	1,807	42.27	57.73
12	13	2017	4	17	3,129	9.47	54	33,043	1,315	1,814	42.03	57.97
12	20	2017	4	17	3,129	9.47	55	33,043	1,457	1,672	46.56	53.44
5	18	2017	5	18	3,127	9.46	56	33,043	1,259	1,868	40.26	59.74
7	19	2017	4	17	3,127	9.46	57	33,043	1,259	1,868	40.26	59.74
8	10	2017	5	17	3,127	9.46	58	33,043	1,322	1,805	42.28	57.72
5	31	2017	4	18	3,125	9.46	59	33,043	1,211	1,914	38.75	61.25
7	13	2017	5	17	3,124	9.45	60	33,043	1,294	1,830	41.42	58.58
9	22	2017	6	17	3,124	9.45	61	33,043	1,259	1,865	40.30	59.70
6	6	2017	3	18	3,123	9.45	62	33,043	1,181	1,942	37.82	62.18
6	21	2017	4	18	3,122	9.45	63	33,043	1,240	1,882	39.72	60.28
6	6	2017	3	17	3,120	9.44	64	33,043	1,360	1,760	43.59	56.41
6	9	2017	6	17	3,119	9.44	65	33,043	1,360	1,759	43.60	56.40
10	24	2017	3	17	3,119	9.44	66	33,043	1,272	1,847	40.78	59.22
7	26	2017	4	18	3,118	9.44	67	33,043	1,242	1,876	39.83	60.17

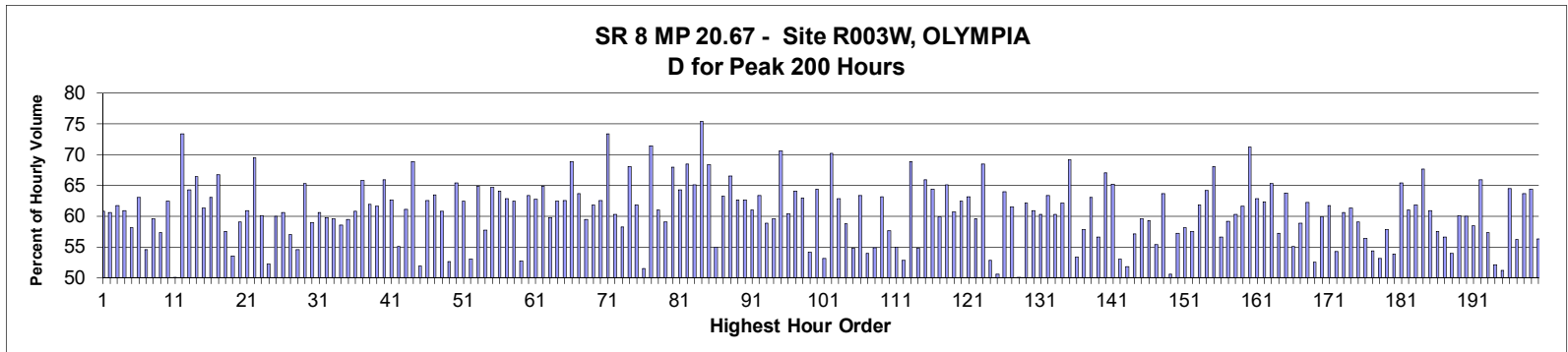
MO	DY	YR	DAY OF WK	HR	HR VOL	PERCENT OF AADT	HOUR NUMBER	AADT	NORTH VOLUME	SOUTH VOLUME	PERCENT NORTH IS OF TOTAL VOLUME	PERCENT SOUTH IS OF TOTAL VOLUME
5	25	2017	5	17	3,116	9.43	68	33,043	1,355	1,761	43.49	56.51
11	3	2017	6	17	3,116	9.43	69	33,043	1,345	1,771	43.16	56.84
12	8	2017	6	17	3,116	9.43	70	33,043	1,341	1,775	43.04	56.96
10	26	2017	5	17	3,115	9.43	71	33,043	1,349	1,766	43.31	56.69
5	3	2017	4	18	3,113	9.42	72	33,043	1,223	1,890	39.29	60.71
5	19	2017	6	18	3,112	9.42	73	33,043	1,263	1,849	40.58	59.42
9	12	2017	3	17	3,112	9.42	74	33,043	1,321	1,791	42.45	57.55
10	3	2017	3	17	3,112	9.42	75	33,043	1,321	1,791	42.45	57.55
7	11	2017	3	18	3,111	9.42	76	33,043	1,239	1,872	39.83	60.17
5	26	2017	6	17	3,110	9.41	77	33,043	1,288	1,822	41.41	58.59
8	4	2017	6	17	3,110	9.41	78	33,043	1,288	1,822	41.41	58.59
6	2	2017	6	16	3,109	9.41	79	33,043	1,310	1,799	42.14	57.86
7	21	2017	6	17	3,108	9.41	80	33,043	1,283	1,825	41.28	58.72
8	1	2017	3	17	3,108	9.41	81	33,043	1,204	1,904	38.74	61.26
8	23	2017	4	18	3,108	9.41	82	33,043	1,244	1,864	40.03	59.97
7	6	2017	5	17	3,107	9.40	83	33,043	1,288	1,819	41.45	58.55
8	31	2017	5	17	3,107	9.40	84	33,043	1,347	1,760	43.35	56.65
6	8	2017	5	17	3,106	9.40	85	33,043	1,334	1,772	42.95	57.05
8	17	2017	5	17	3,103	9.39	86	33,043	1,273	1,830	41.02	58.98
7	20	2017	5	18	3,102	9.39	87	33,043	1,218	1,884	39.26	60.74
6	1	2017	5	18	3,101	9.38	88	33,043	1,236	1,865	39.86	60.14
6	13	2017	3	18	3,100	9.38	89	33,043	1,276	1,824	41.16	58.84
3	1	2017	4	17	3,098	9.38	90	33,043	1,315	1,783	42.45	57.55
6	12	2017	2	17	3,097	9.37	91	33,043	1,319	1,778	42.59	57.41
7	5	2017	4	17	3,097	9.37	92	33,043	1,308	1,789	42.23	57.77
7	12	2017	4	18	3,097	9.37	93	33,043	1,209	1,888	39.04	60.96
9	8	2017	6	18	3,097	9.37	94	33,043	1,231	1,866	39.75	60.25
9	28	2017	5	18	3,097	9.37	95	33,043	1,292	1,805	41.72	58.28
8	29	2017	3	17	3,094	9.36	96	33,043	1,287	1,807	41.60	58.40
7	24	2017	2	17	3,093	9.36	97	33,043	1,255	1,838	40.58	59.42
11	1	2017	4	17	3,093	9.36	98	33,043	1,278	1,815	41.32	58.68
5	17	2017	4	18	3,092	9.36	99	33,043	1,179	1,913	38.13	61.87
9	15	2017	6	18	3,092	9.36	100	33,043	1,264	1,828	40.88	59.12
10	20	2017	6	17	3,091	9.35	101	33,043	1,290	1,801	41.73	58.27
11	17	2017	6	17	3,091	9.35	102	33,043	1,312	1,779	42.45	57.55
7	11	2017	3	17	3,090	9.35	103	33,043	1,239	1,851	40.10	59.90
6	21	2017	4	17	3,088	9.35	104	33,043	1,260	1,828	40.80	59.20
8	15	2017	3	17	3,088	9.35	105	33,043	1,251	1,837	40.51	59.49
5	16	2017	3	18	3,087	9.34	106	33,043	1,199	1,888	38.84	61.16
6	23	2017	6	17	3,087	9.34	107	33,043	1,307	1,780	42.34	57.66
7	13	2017	5	18	3,085	9.34	108	33,043	1,221	1,864	39.58	60.42
9	19	2017	3	17	3,085	9.34	109	33,043	1,277	1,808	41.39	58.61
9	22	2017	6	18	3,085	9.34	110	33,043	1,277	1,808	41.39	58.61
6	20	2017	3	17	3,083	9.33	111	33,043	1,285	1,798	41.68	58.32
10	17	2017	3	17	3,081	9.32	112	33,043	1,291	1,790	41.90	58.10
6	7	2017	4	17	3,080	9.32	113	33,043	1,360	1,720	44.16	55.84
6	16	2017	6	16	3,080	9.32	114	33,043	1,347	1,733	43.73	56.27
11	9	2017	5	17	3,080	9.32	115	33,043	1,273	1,807	41.33	58.67
5	26	2017	6	16	3,079	9.32	116	33,043	1,330	1,749	43.20	56.80
9	7	2017	5	18	3,079	9.32	117	33,043	1,211	1,868	39.33	60.67
6	22	2017	5	18	3,078	9.32	118	33,043	1,159	1,919	37.65	62.35

MO	DY	YR	DAY OF WK	HR	HR VOL	PERCENT OF AADT	HOUR NUMBER	AADT	NORTH VOLUME	SOUTH VOLUME	PERCENT NORTH IS OF TOTAL VOLUME	PERCENT SOUTH IS OF TOTAL VOLUME
7	10	2017	2	17	3,078	9.32	119	33,043	1,270	1,808	41.26	58.74
8	17	2017	5	18	3,077	9.31	120	33,043	1,200	1,877	39.00	61.00
10	23	2017	2	17	3,077	9.31	121	33,043	1,276	1,801	41.47	58.53
5	17	2017	4	17	3,076	9.31	122	33,043	1,366	1,710	44.41	55.59
9	20	2017	4	17	3,076	9.31	123	33,043	1,319	1,757	42.88	57.12
11	29	2017	4	17	3,076	9.31	124	33,043	1,230	1,846	39.99	60.01
9	25	2017	2	17	3,075	9.31	125	33,043	1,279	1,796	41.59	58.41
4	19	2017	4	18	3,074	9.30	126	33,043	1,215	1,859	39.53	60.47
10	12	2017	5	17	3,074	9.30	127	33,043	1,319	1,755	42.91	57.09
4	21	2017	6	18	3,073	9.30	128	33,043	1,246	1,827	40.55	59.45
8	7	2017	2	17	3,073	9.30	129	33,043	1,260	1,813	41.00	59.00
5	30	2017	3	17	3,072	9.30	130	33,043	1,320	1,752	42.97	57.03
3	31	2017	6	17	3,071	9.29	131	33,043	1,319	1,752	42.95	57.05
7	28	2017	6	18	3,071	9.29	132	33,043	1,227	1,844	39.95	60.05
9	26	2017	3	17	3,071	9.29	133	33,043	1,359	1,712	44.25	55.75
9	21	2017	5	17	3,070	9.29	134	33,043	1,283	1,787	41.79	58.21
11	2	2017	5	17	3,070	9.29	135	33,043	1,286	1,784	41.89	58.11
5	23	2017	3	17	3,069	9.29	136	33,043	1,332	1,737	43.40	56.60
3	30	2017	5	17	3,068	9.28	137	33,043	1,257	1,811	40.97	59.03
6	16	2017	6	18	3,067	9.28	138	33,043	1,283	1,784	41.83	58.17
5	9	2017	3	18	3,066	9.28	139	33,043	1,181	1,885	38.52	61.48
9	13	2017	4	18	3,066	9.28	140	33,043	1,288	1,778	42.01	57.99
2	17	2017	6	17	3,065	9.28	141	33,043	1,327	1,738	43.30	56.70
1	31	2017	3	17	3,064	9.27	142	33,043	1,204	1,860	39.30	60.70
5	5	2017	6	17	3,064	9.27	143	33,043	1,315	1,749	42.92	57.08
6	15	2017	5	17	3,064	9.27	144	33,043	1,281	1,783	41.81	58.19
3	16	2017	5	17	3,063	9.27	145	33,043	1,251	1,812	40.84	59.16
8	24	2017	5	17	3,063	9.27	146	33,043	1,280	1,783	41.79	58.21
3	23	2017	5	17	3,061	9.26	147	33,043	1,226	1,835	40.05	59.95
3	23	2017	5	18	3,061	9.26	148	33,043	1,186	1,875	38.75	61.25
6	12	2017	2	18	3,061	9.26	149	33,043	1,172	1,889	38.29	61.71
8	18	2017	6	17	3,061	9.26	150	33,043	1,255	1,806	41.00	59.00
9	5	2017	3	18	3,060	9.26	151	33,043	1,172	1,888	38.30	61.70
12	15	2017	6	17	3,059	9.26	152	33,043	1,286	1,773	42.04	57.96
6	5	2017	2	18	3,057	9.25	153	33,043	1,224	1,833	40.04	59.96
6	27	2017	3	18	3,057	9.25	154	33,043	1,156	1,901	37.81	62.19
2	1	2017	4	17	3,056	9.25	155	33,043	1,247	1,809	40.80	59.20
10	5	2017	5	18	3,056	9.25	156	33,043	1,243	1,813	40.67	59.33
5	18	2017	5	17	3,055	9.25	157	33,043	1,366	1,689	44.71	55.29
9	1	2017	6	16	3,054	9.24	158	33,043	1,246	1,808	40.80	59.20
5	11	2017	5	17	3,051	9.23	159	33,043	1,304	1,747	42.74	57.26
8	11	2017	6	18	3,051	9.23	160	33,043	1,241	1,810	40.68	59.32
12	11	2017	2	17	3,051	9.23	161	33,043	1,266	1,785	41.49	58.51
6	7	2017	4	18	3,050	9.23	162	33,043	1,274	1,776	41.77	58.23
4	21	2017	6	17	3,049	9.23	163	33,043	1,332	1,717	43.69	56.31
5	9	2017	3	17	3,049	9.23	164	33,043	1,302	1,747	42.70	57.30
5	16	2017	3	17	3,048	9.22	165	33,043	1,293	1,755	42.42	57.58
3	16	2017	5	18	3,046	9.22	166	33,043	1,209	1,837	39.69	60.31
5	24	2017	4	18	3,046	9.22	167	33,043	1,150	1,896	37.75	62.25
5	24	2017	4	17	3,045	9.22	168	33,043	1,332	1,713	43.74	56.26
12	20	2017	4	18	3,045	9.22	169	33,043	1,482	1,563	48.67	51.33

MO	DY	YR	DAY OF WK	HR	HR VOL	PERCENT OF AADT	HOUR NUMBER	AADT	NORTH VOLUME	SOUTH VOLUME	PERCENT NORTH IS OF TOTAL VOLUME	PERCENT SOUTH IS OF TOTAL VOLUME
2	24	2017	6	17	3,044	9.21	170	33,043	1,246	1,798	40.93	59.07
10	10	2017	3	18	3,044	9.21	171	33,043	1,178	1,866	38.70	61.30
10	4	2017	4	17	3,043	9.21	172	33,043	1,323	1,720	43.48	56.52
7	6	2017	5	18	3,042	9.21	173	33,043	1,125	1,917	36.98	63.02
8	16	2017	4	17	3,042	9.21	174	33,043	1,277	1,765	41.98	58.02
10	30	2017	2	17	3,042	9.21	175	33,043	1,296	1,746	42.60	57.40
11	30	2017	5	17	3,042	9.21	176	33,043	1,258	1,784	41.35	58.65
11	14	2017	3	17	3,041	9.20	177	33,043	1,265	1,776	41.60	58.40
11	15	2017	4	17	3,040	9.20	178	33,043	1,211	1,829	39.84	60.16
3	2	2017	5	17	3,039	9.20	179	33,043	1,240	1,799	40.80	59.20
8	22	2017	3	18	3,039	9.20	180	33,043	1,081	1,958	35.57	64.43
1	26	2017	5	17	3,038	9.19	181	33,043	1,267	1,771	41.71	58.29
10	9	2017	2	17	3,037	9.19	182	33,043	1,310	1,727	43.13	56.87
5	12	2017	6	18	3,036	9.19	183	33,043	1,232	1,804	40.58	59.42
12	5	2017	3	17	3,036	9.19	184	33,043	1,223	1,813	40.28	59.72
7	19	2017	4	18	3,035	9.19	185	33,043	1,236	1,799	40.72	59.28
10	4	2017	4	18	3,035	9.19	186	33,043	1,214	1,821	40.00	60.00
10	13	2017	6	17	3,035	9.19	187	33,043	1,308	1,727	43.10	56.90
1	27	2017	6	17	3,034	9.18	188	33,043	1,263	1,771	41.63	58.37
4	21	2017	6	16	3,033	9.18	189	33,043	1,301	1,732	42.89	57.11
9	27	2017	4	18	3,032	9.18	190	33,043	1,226	1,806	40.44	59.56
9	11	2017	2	17	3,031	9.17	191	33,043	1,287	1,744	42.46	57.54
9	15	2017	6	17	3,031	9.17	192	33,043	1,283	1,748	42.33	57.67
11	7	2017	3	17	3,031	9.17	193	33,043	1,207	1,824	39.82	60.18
2	23	2017	5	17	3,030	9.17	194	33,043	1,254	1,776	41.39	58.61
12	19	2017	3	17	3,029	9.17	195	33,043	1,452	1,577	47.94	52.06
3	31	2017	6	18	3,028	9.16	196	33,043	1,268	1,760	41.88	58.12
8	8	2017	3	18	3,028	9.16	197	33,043	1,146	1,882	37.85	62.15
6	26	2017	2	17	3,027	9.16	198	33,043	1,197	1,830	39.54	60.46
6	9	2017	6	16	3,026	9.16	199	33,043	1,334	1,692	44.08	55.92
9	26	2017	3	18	3,026	9.16	200	33,043	1,205	1,821	39.82	60.18



**AADT= 18,855**     
**K 30 FACTOR= 10.84**     
**K 100 FACTOR= 10.00**     
**K 200 FACTOR= 9.34**     
**D 30 FACTOR= 59.00**



MO	DY	YR	DAY OF WK	HR	HR VOL	PERCENT OF AADT	HOUR NUMBER	AADT	NORTH VOLUME	SOUTH VOLUME	PERCENT NORTH IS OF TOTAL VOLUME	PERCENT SOUTH IS OF TOTAL VOLUME
8	27	2017	1	14	2,247	11.92	1	18,855	1,367	880	60.84	39.16
8	6	2017	1	14	2,226	11.81	2	18,855	1,350	876	60.65	39.35
9	4	2017	2	12	2,219	11.77	3	18,855	1,370	849	61.74	38.26
8	13	2017	1	13	2,208	11.71	4	18,855	1,345	863	60.91	39.09
8	6	2017	1	13	2,198	11.66	5	18,855	1,278	920	58.14	41.86
8	27	2017	1	15	2,195	11.64	6	18,855	1,384	811	63.05	36.95
6	25	2017	1	13	2,193	11.63	7	18,855	1,196	997	54.54	45.46
7	1	2017	7	17	2,173	11.52	8	18,855	879	1,294	40.45	59.55
8	27	2017	1	13	2,171	11.51	9	18,855	1,244	927	57.30	42.70
7	30	2017	1	14	2,167	11.49	10	18,855	1,353	814	62.44	37.56
6	25	2017	1	12	2,158	11.45	11	18,855	1,081	1,077	50.09	49.91
4	30	2017	1	16	2,154	11.42	12	18,855	1,580	574	73.35	26.65
9	4	2017	2	13	2,152	11.41	13	18,855	1,384	768	64.31	35.69
9	4	2017	2	14	2,145	11.38	14	18,855	1,426	719	66.48	33.52
8	13	2017	1	14	2,139	11.34	15	18,855	1,311	828	61.29	38.71
7	16	2017	1	15	2,127	11.28	16	18,855	1,342	785	63.09	36.91

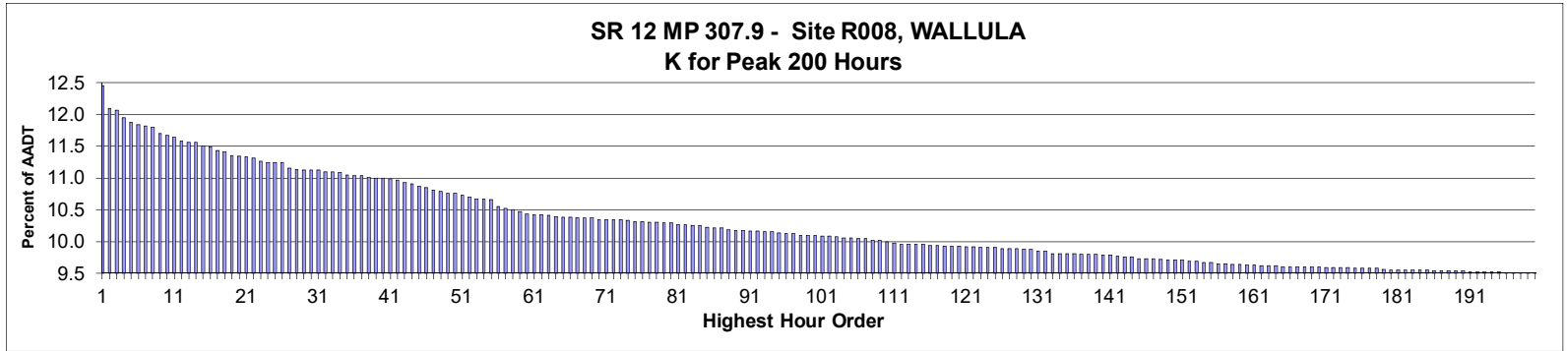


MO	DY	YR	DAY OF WK	HR	HR VOL	PERCENT OF AADT	HOUR NUMBER	AADT	NORTH VOLUME	SOUTH VOLUME	PERCENT NORTH IS OF TOTAL VOLUME	PERCENT SOUTH IS OF TOTAL VOLUME
8	18	2017	6	16	2,126	11.28	17	18,855	708	1,418	33.30	66.70
8	27	2017	1	12	2,119	11.24	18	18,855	1,219	900	57.53	42.47
8	6	2017	1	12	2,110	11.19	19	18,855	1,130	980	53.55	46.45
7	30	2017	1	13	2,090	11.08	20	18,855	1,235	855	59.09	40.91
8	4	2017	6	16	2,086	11.06	21	18,855	815	1,271	39.07	60.93
9	4	2017	2	15	2,082	11.04	22	18,855	1,448	634	69.55	30.45
6	24	2017	7	12	2,080	11.03	23	18,855	830	1,250	39.90	60.10
7	2	2017	1	14	2,076	11.01	24	18,855	992	1,084	47.78	52.22
8	20	2017	1	13	2,070	10.98	25	18,855	1,242	828	60.00	40.00
7	9	2017	1	14	2,064	10.95	26	18,855	1,251	813	60.61	39.39
6	25	2017	1	14	2,062	10.94	27	18,855	1,175	887	56.98	43.02
8	4	2017	6	13	2,062	10.94	28	18,855	936	1,126	45.39	54.61
6	24	2017	7	11	2,045	10.85	29	18,855	710	1,335	34.72	65.28
8	13	2017	1	12	2,044	10.84	30	18,855	1,206	838	59.00	41.00
8	13	2017	1	15	2,044	10.84	31	18,855	1,238	806	60.57	39.43
8	5	2017	7	13	2,031	10.77	32	18,855	817	1,214	40.23	59.77
8	6	2017	1	16	2,027	10.75	33	18,855	1,207	820	59.55	40.45
8	6	2017	1	15	2,026	10.75	34	18,855	1,186	840	58.54	41.46
7	5	2017	4	16	2,025	10.74	35	18,855	1,204	821	59.46	40.54
9	3	2017	1	12	2,024	10.73	36	18,855	793	1,231	39.18	60.82
9	2	2017	7	12	2,023	10.73	37	18,855	692	1,331	34.21	65.79
7	16	2017	1	13	2,022	10.72	38	18,855	1,252	770	61.92	38.08
7	30	2017	1	15	2,017	10.70	39	18,855	1,242	775	61.58	38.42
9	2	2017	7	13	2,017	10.70	40	18,855	688	1,329	34.11	65.89
7	23	2017	1	15	2,014	10.68	41	18,855	1,261	753	62.61	37.39
6	24	2017	7	13	2,011	10.67	42	18,855	903	1,108	44.90	55.10
7	23	2017	1	14	2,009	10.65	43	18,855	1,227	782	61.08	38.92
5	27	2017	7	13	2,008	10.65	44	18,855	625	1,383	31.13	68.87
7	2	2017	1	13	2,007	10.64	45	18,855	966	1,041	48.13	51.87
8	11	2017	6	17	2,001	10.61	46	18,855	750	1,251	37.48	62.52
8	27	2017	1	16	2,001	10.61	47	18,855	1,270	731	63.47	36.53
8	5	2017	7	12	2,000	10.61	48	18,855	784	1,216	39.20	60.80
8	26	2017	7	13	1,997	10.59	49	18,855	946	1,051	47.37	52.63
7	9	2017	1	13	1,996	10.59	50	18,855	1,306	690	65.43	34.57
7	1	2017	7	14	1,993	10.57	51	18,855	749	1,244	37.58	62.42
9	3	2017	1	13	1,993	10.57	52	18,855	937	1,056	47.01	52.99
8	4	2017	6	17	1,992	10.56	53	18,855	700	1,292	35.14	64.86
8	20	2017	1	12	1,990	10.55	54	18,855	1,149	841	57.74	42.26
7	1	2017	7	16	1,986	10.53	55	18,855	701	1,285	35.30	64.70
9	1	2017	6	17	1,982	10.51	56	18,855	712	1,270	35.92	64.08
7	5	2017	4	14	1,980	10.50	57	18,855	1,245	735	62.88	37.12
7	23	2017	1	13	1,978	10.49	58	18,855	1,236	742	62.49	37.51
7	5	2017	4	17	1,976	10.48	59	18,855	1,042	934	52.73	47.27
7	1	2017	7	15	1,968	10.44	60	18,855	720	1,248	36.59	63.41
8	18	2017	6	17	1,960	10.40	61	18,855	731	1,229	37.30	62.70
7	5	2017	4	13	1,958	10.38	62	18,855	1,271	687	64.91	35.09
8	11	2017	6	15	1,958	10.38	63	18,855	787	1,171	40.19	59.81
7	21	2017	6	17	1,956	10.37	64	18,855	735	1,221	37.58	62.42
7	1	2017	7	13	1,951	10.35	65	18,855	731	1,220	37.47	62.53
9	2	2017	7	11	1,951	10.35	66	18,855	608	1,343	31.16	68.84
9	1	2017	6	15	1,950	10.34	67	18,855	709	1,241	36.36	63.64

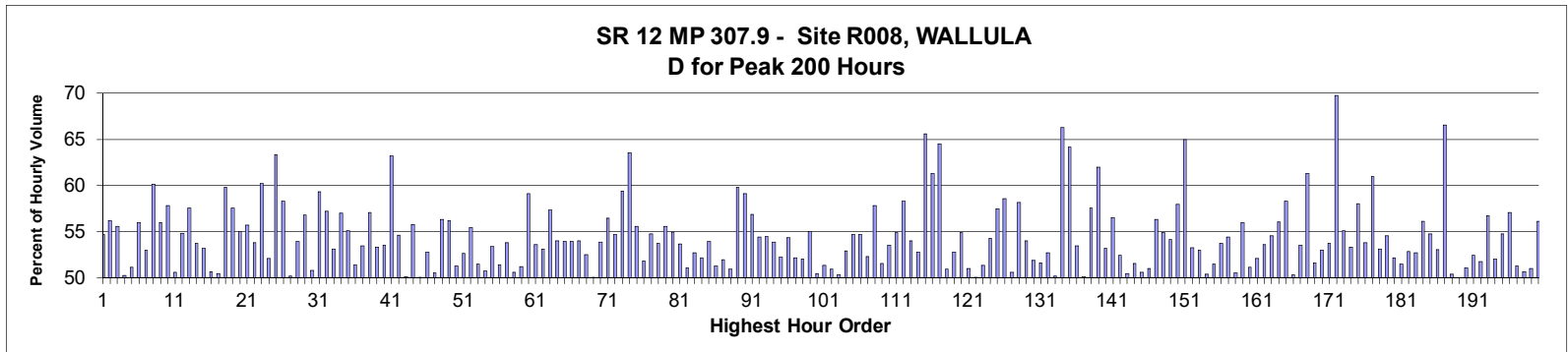
MO	DY	YR	DAY OF WK	HR	HR VOL	PERCENT OF AADT	HOUR NUMBER	AADT	NORTH VOLUME	SOUTH VOLUME	PERCENT NORTH IS OF TOTAL VOLUME	PERCENT SOUTH IS OF TOTAL VOLUME
8	4	2017	6	15	1,947	10.33	68	18,855	789	1,158	40.52	59.48
8	11	2017	6	18	1,947	10.33	69	18,855	743	1,204	38.16	61.84
7	29	2017	7	12	1,946	10.32	70	18,855	728	1,218	37.41	62.59
5	29	2017	2	14	1,942	10.30	71	18,855	1,426	516	73.43	26.57
7	9	2017	1	15	1,942	10.30	72	18,855	1,170	772	60.25	39.75
8	5	2017	7	15	1,942	10.30	73	18,855	811	1,131	41.76	58.24
5	27	2017	7	12	1,939	10.28	74	18,855	620	1,319	31.98	68.02
8	4	2017	6	18	1,938	10.28	75	18,855	740	1,198	38.18	61.82
9	3	2017	1	14	1,937	10.27	76	18,855	939	998	48.48	51.52
9	17	2017	1	14	1,935	10.26	77	18,855	1,383	552	71.47	28.53
7	5	2017	4	15	1,932	10.25	78	18,855	1,178	754	60.97	39.03
9	4	2017	2	11	1,932	10.25	79	18,855	1,142	790	59.11	40.89
9	4	2017	2	16	1,929	10.23	80	18,855	1,312	617	68.01	31.99
8	6	2017	1	17	1,926	10.21	81	18,855	1,239	687	64.33	35.67
5	27	2017	7	11	1,919	10.18	82	18,855	605	1,314	31.53	68.47
9	1	2017	6	18	1,919	10.18	83	18,855	670	1,249	34.91	65.09
5	29	2017	2	15	1,918	10.17	84	18,855	1,447	471	75.44	24.56
10	6	2017	6	17	1,914	10.15	85	18,855	606	1,308	31.66	68.34
8	4	2017	6	14	1,913	10.15	86	18,855	862	1,051	45.06	54.94
8	25	2017	6	17	1,904	10.10	87	18,855	699	1,205	36.71	63.29
5	26	2017	6	17	1,903	10.09	88	18,855	636	1,267	33.42	66.58
8	11	2017	6	16	1,903	10.09	89	18,855	711	1,192	37.36	62.64
8	13	2017	1	16	1,902	10.09	90	18,855	1,191	711	62.62	37.38
7	29	2017	7	13	1,898	10.07	91	18,855	740	1,158	38.99	61.01
6	23	2017	6	16	1,896	10.06	92	18,855	694	1,202	36.60	63.40
5	28	2017	1	12	1,894	10.05	93	18,855	779	1,115	41.13	58.87
8	3	2017	5	18	1,893	10.04	94	18,855	765	1,128	40.41	59.59
4	30	2017	1	17	1,892	10.03	95	18,855	1,337	555	70.67	29.33
7	1	2017	7	12	1,892	10.03	96	18,855	750	1,142	39.64	60.36
6	18	2017	1	13	1,891	10.03	97	18,855	1,211	680	64.04	35.96
7	14	2017	6	17	1,890	10.02	98	18,855	701	1,189	37.09	62.91
8	11	2017	6	14	1,888	10.01	99	18,855	866	1,022	45.87	54.13
9	1	2017	6	16	1,886	10.00	100	18,855	671	1,215	35.58	64.42
5	28	2017	1	13	1,885	10.00	101	18,855	884	1,001	46.90	53.10
5	29	2017	2	12	1,885	10.00	102	18,855	1,323	562	70.19	29.81
7	28	2017	6	16	1,882	9.98	103	18,855	700	1,182	37.19	62.81
8	25	2017	6	15	1,879	9.97	104	18,855	774	1,105	41.19	58.81
8	18	2017	6	14	1,871	9.92	105	18,855	847	1,024	45.27	54.73
9	2	2017	7	14	1,869	9.91	106	18,855	684	1,185	36.60	63.40
6	25	2017	1	11	1,865	9.89	107	18,855	858	1,007	46.01	53.99
8	12	2017	7	14	1,864	9.89	108	18,855	841	1,023	45.12	54.88
7	28	2017	6	17	1,860	9.86	109	18,855	685	1,175	36.83	63.17
8	5	2017	7	14	1,858	9.85	110	18,855	788	1,070	42.41	57.59
7	28	2017	6	14	1,857	9.85	111	18,855	837	1,020	45.07	54.93
8	18	2017	6	13	1,857	9.85	112	18,855	876	981	47.17	52.83
4	30	2017	1	13	1,854	9.83	113	18,855	1,278	576	68.93	31.07
8	12	2017	7	13	1,848	9.80	114	18,855	835	1,013	45.18	54.82
4	2	2017	1	16	1,847	9.80	115	18,855	1,218	629	65.94	34.06
9	2	2017	7	15	1,846	9.79	116	18,855	658	1,188	35.64	64.36
8	5	2017	7	11	1,845	9.79	117	18,855	741	1,104	40.16	59.84
4	30	2017	1	14	1,842	9.77	118	18,855	1,199	643	65.09	34.91

MO	DY	YR	DAY OF WK	HR	HR VOL	PERCENT OF AADT	HOUR NUMBER	AADT	NORTH VOLUME	SOUTH VOLUME	PERCENT NORTH IS OF TOTAL VOLUME	PERCENT SOUTH IS OF TOTAL VOLUME
7	16	2017	1	12	1,838	9.75	119	18,855	1,116	722	60.72	39.28
8	25	2017	6	18	1,838	9.75	120	18,855	690	1,148	37.54	62.46
4	2	2017	1	15	1,837	9.74	121	18,855	1,160	677	63.15	36.85
7	30	2017	1	12	1,836	9.74	122	18,855	1,094	742	59.59	40.41
4	30	2017	1	15	1,835	9.73	123	18,855	1,257	578	68.50	31.50
8	11	2017	6	13	1,835	9.73	124	18,855	866	969	47.19	52.81
7	3	2017	2	13	1,834	9.73	125	18,855	906	928	49.40	50.60
7	5	2017	4	12	1,834	9.73	126	18,855	1,173	661	63.96	36.04
6	18	2017	1	14	1,833	9.72	127	18,855	1,127	706	61.48	38.52
8	10	2017	5	14	1,833	9.72	128	18,855	917	916	50.03	49.97
7	29	2017	7	11	1,832	9.72	129	18,855	693	1,139	37.83	62.17
4	2	2017	1	14	1,828	9.70	130	18,855	1,113	715	60.89	39.11
7	16	2017	1	16	1,828	9.70	131	18,855	1,103	725	60.34	39.66
7	21	2017	6	16	1,828	9.70	132	18,855	669	1,159	36.60	63.40
9	1	2017	6	14	1,827	9.69	133	18,855	725	1,102	39.68	60.32
6	25	2017	1	15	1,826	9.68	134	18,855	1,134	692	62.10	37.90
5	26	2017	6	16	1,825	9.68	135	18,855	562	1,263	30.79	69.21
8	25	2017	6	14	1,824	9.67	136	18,855	852	972	46.71	53.29
7	15	2017	7	13	1,821	9.66	137	18,855	767	1,054	42.12	57.88
6	23	2017	6	17	1,819	9.65	138	18,855	672	1,147	36.94	63.06
8	3	2017	5	13	1,817	9.64	139	18,855	789	1,028	43.42	56.58
5	27	2017	7	14	1,816	9.63	140	18,855	598	1,218	32.93	67.07
9	15	2017	6	18	1,816	9.63	141	18,855	631	1,185	34.75	65.25
7	2	2017	1	15	1,815	9.63	142	18,855	853	962	47.00	53.00
8	7	2017	2	14	1,815	9.63	143	18,855	940	875	51.79	48.21
8	26	2017	7	12	1,815	9.63	144	18,855	779	1,036	42.92	57.08
5	21	2017	1	14	1,814	9.62	145	18,855	1,080	734	59.54	40.46
4	16	2017	1	13	1,810	9.60	146	18,855	1,072	738	59.23	40.77
7	3	2017	2	16	1,810	9.60	147	18,855	808	1,002	44.64	55.36
7	7	2017	6	18	1,810	9.60	148	18,855	657	1,153	36.30	63.70
8	25	2017	6	13	1,810	9.60	149	18,855	894	916	49.39	50.61
5	21	2017	1	13	1,809	9.59	150	18,855	1,036	773	57.27	42.73
7	23	2017	1	12	1,809	9.59	151	18,855	1,052	757	58.15	41.85
8	3	2017	5	14	1,809	9.59	152	18,855	768	1,041	42.45	57.55
9	8	2017	6	17	1,809	9.59	153	18,855	690	1,119	38.14	61.86
6	30	2017	6	17	1,807	9.58	154	18,855	648	1,159	35.86	64.14
7	28	2017	6	18	1,806	9.58	155	18,855	577	1,229	31.95	68.05
7	16	2017	1	14	1,805	9.57	156	18,855	1,022	783	56.62	43.38
8	3	2017	5	12	1,803	9.56	157	18,855	736	1,067	40.82	59.18
7	21	2017	6	15	1,802	9.56	158	18,855	716	1,086	39.73	60.27
9	3	2017	1	11	1,802	9.56	159	18,855	691	1,111	38.35	61.65
5	29	2017	2	13	1,801	9.55	160	18,855	1,284	517	71.29	28.71
6	16	2017	6	17	1,800	9.55	161	18,855	669	1,131	37.17	62.83
7	23	2017	1	16	1,799	9.54	162	18,855	1,121	678	62.31	37.69
5	27	2017	7	15	1,798	9.54	163	18,855	623	1,175	34.65	65.35
8	12	2017	7	12	1,798	9.54	164	18,855	769	1,029	42.77	57.23
9	10	2017	1	13	1,798	9.54	165	18,855	1,146	652	63.74	36.26
8	5	2017	7	16	1,797	9.53	166	18,855	808	989	44.96	55.04
7	28	2017	6	15	1,794	9.51	167	18,855	738	1,056	41.14	58.86
7	7	2017	6	17	1,793	9.51	168	18,855	678	1,115	37.81	62.19
9	3	2017	1	15	1,792	9.50	169	18,855	942	850	52.57	47.43

MO	DY	YR	DAY OF WK	HR	HR VOL	PERCENT OF AADT	HOUR NUMBER	AADT	NORTH VOLUME	SOUTH VOLUME	PERCENT NORTH IS OF TOTAL VOLUME	PERCENT SOUTH IS OF TOTAL VOLUME
6	23	2017	6	14	1,790	9.49	170	18,855	718	1,072	40.11	59.89
6	23	2017	6	15	1,785	9.47	171	18,855	684	1,101	38.32	61.68
7	3	2017	2	15	1,783	9.46	172	18,855	815	968	45.71	54.29
8	3	2017	5	15	1,783	9.46	173	18,855	702	1,081	39.37	60.63
8	26	2017	7	11	1,783	9.46	174	18,855	689	1,094	38.64	61.36
5	27	2017	7	16	1,782	9.45	175	18,855	729	1,053	40.91	59.09
7	1	2017	7	18	1,781	9.45	176	18,855	777	1,004	43.63	56.37
7	15	2017	7	14	1,781	9.45	177	18,855	812	969	45.59	54.41
8	20	2017	1	14	1,781	9.45	178	18,855	947	834	53.17	46.83
8	3	2017	5	17	1,780	9.44	179	18,855	751	1,029	42.19	57.81
8	12	2017	7	15	1,780	9.44	180	18,855	821	959	46.12	53.88
7	21	2017	6	18	1,779	9.44	181	18,855	615	1,164	34.57	65.43
8	10	2017	5	18	1,779	9.44	182	18,855	693	1,086	38.95	61.05
6	11	2017	1	13	1,778	9.43	183	18,855	1,099	679	61.81	38.19
6	30	2017	6	18	1,778	9.43	184	18,855	575	1,203	32.34	67.66
8	25	2017	6	16	1,777	9.42	185	18,855	695	1,082	39.11	60.89
9	1	2017	6	13	1,774	9.41	186	18,855	753	1,021	42.45	57.55
6	24	2017	7	14	1,772	9.40	187	18,855	769	1,003	43.40	56.60
8	7	2017	2	13	1,771	9.39	188	18,855	955	816	53.92	46.08
6	30	2017	6	16	1,770	9.39	189	18,855	707	1,063	39.94	60.06
8	12	2017	7	11	1,770	9.39	190	18,855	708	1,062	40.00	60.00
7	26	2017	4	17	1,769	9.38	191	18,855	735	1,034	41.55	58.45
10	6	2017	6	18	1,769	9.38	192	18,855	603	1,166	34.09	65.91
7	21	2017	6	14	1,766	9.37	193	18,855	753	1,013	42.64	57.36
7	3	2017	2	14	1,765	9.36	194	18,855	845	920	47.88	52.12
8	4	2017	6	12	1,765	9.36	195	18,855	861	904	48.78	51.22
4	16	2017	1	14	1,763	9.35	196	18,855	1,136	627	64.44	35.56
6	30	2017	6	14	1,763	9.35	197	18,855	772	991	43.79	56.21
7	1	2017	7	11	1,762	9.35	198	18,855	640	1,122	36.32	63.68
8	18	2017	6	18	1,762	9.35	199	18,855	627	1,135	35.58	64.42
7	28	2017	6	12	1,761	9.34	200	18,855	770	991	43.73	56.27



AADT= 7,592      K 30 FACTOR= 11.13      K 100 FACTOR= 10.10      K 200 FACTOR= 9.51      D 30 FACTOR= 50.77



MO	DY	YR	DAY OF WK	HR	HR VOL	PERCENT OF AADT	HOUR NUMBER	AADT	EAST VOLUME	WEST VOLUME	PERCENT EAST IS OF TOTAL VOLUME	PERCENT WEST IS OF TOTAL VOLUME
9	22	2017	6	17	945	12.45	1	7,592	517	428	54.71	45.29
5	19	2017	6	17	919	12.10	2	7,592	516	403	56.15	43.85
10	13	2017	6	16	916	12.07	3	7,592	509	407	55.57	44.43
9	29	2017	6	17	907	11.95	4	7,592	456	451	50.28	49.72
9	8	2017	6	17	902	11.88	5	7,592	461	441	51.11	48.89
10	20	2017	6	17	899	11.84	6	7,592	503	396	55.95	44.05
6	9	2017	6	17	897	11.82	7	7,592	475	422	52.95	47.05
10	13	2017	6	17	896	11.80	8	7,592	539	357	60.16	39.84
5	12	2017	6	17	888	11.70	9	7,592	497	391	55.97	44.03
6	9	2017	6	16	886	11.67	10	7,592	512	374	57.79	42.21
5	26	2017	6	16	884	11.64	11	7,592	447	437	50.57	49.43
10	20	2017	6	16	879	11.58	12	7,592	482	397	54.84	45.16
5	5	2017	6	16	878	11.56	13	7,592	505	373	57.52	42.48
7	21	2017	6	17	878	11.56	14	7,592	472	406	53.76	46.24
2	17	2017	6	17	873	11.50	15	7,592	464	409	53.15	46.85
10	6	2017	6	16	872	11.49	16	7,592	442	430	50.69	49.31

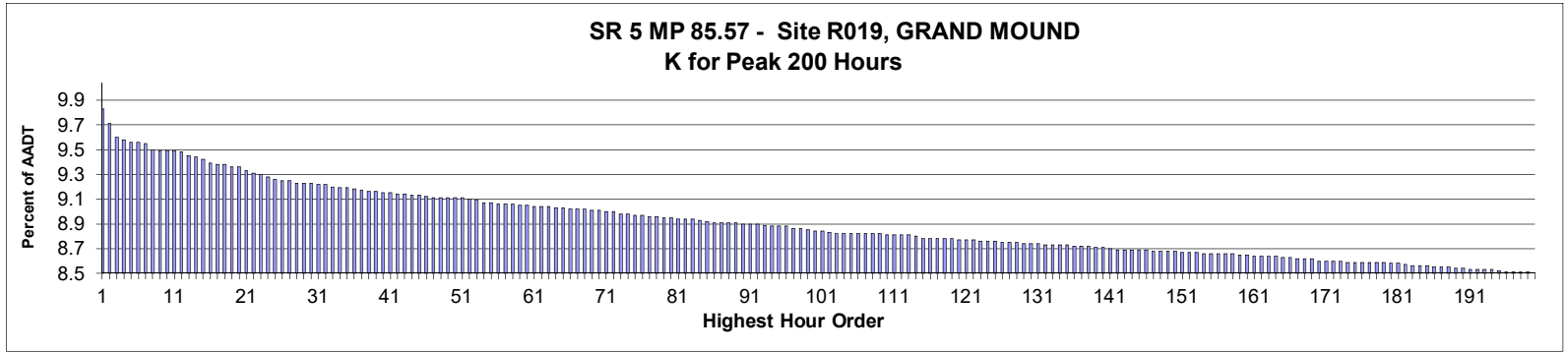
MO	DY	YR	DAY OF WK	HR	HR VOL	PERCENT OF AADT	HOUR NUMBER	AADT	EAST VOLUME	WEST VOLUME	PERCENT EAST IS OF TOTAL VOLUME	PERCENT WEST IS OF TOTAL VOLUME
7	14	2017	6	16	868	11.43	17	7,592	430	438	49.54	50.46
9	1	2017	6	17	866	11.41	18	7,592	518	348	59.82	40.18
5	19	2017	6	16	862	11.35	19	7,592	496	366	57.54	42.46
6	11	2017	1	16	861	11.34	20	7,592	387	474	44.95	55.05
4	21	2017	6	17	860	11.33	21	7,592	479	381	55.70	44.30
5	26	2017	6	17	859	11.31	22	7,592	462	397	53.78	46.22
10	20	2017	6	18	855	11.26	23	7,592	515	340	60.23	39.77
4	7	2017	6	16	854	11.25	24	7,592	445	409	52.11	47.89
6	2	2017	6	16	854	11.25	25	7,592	541	313	63.35	36.65
6	9	2017	6	18	854	11.25	26	7,592	498	356	58.31	41.69
5	12	2017	6	16	847	11.16	27	7,592	422	425	49.82	50.18
6	30	2017	6	17	846	11.14	28	7,592	456	390	53.90	46.10
6	16	2017	6	16	845	11.13	29	7,592	480	365	56.80	43.20
9	29	2017	6	15	845	11.13	30	7,592	416	429	49.23	50.77
10	13	2017	6	18	845	11.13	31	7,592	501	344	59.29	40.71
8	25	2017	6	16	843	11.10	32	7,592	482	361	57.18	42.82
10	6	2017	6	17	843	11.10	33	7,592	448	395	53.14	46.86
5	5	2017	6	17	842	11.09	34	7,592	480	362	57.01	42.99
4	21	2017	6	16	839	11.05	35	7,592	462	377	55.07	44.93
9	22	2017	6	18	838	11.04	36	7,592	431	407	51.43	48.57
10	27	2017	6	17	838	11.04	37	7,592	448	390	53.46	46.54
8	25	2017	6	17	836	11.01	38	7,592	477	359	57.06	42.94
7	21	2017	6	16	835	11.00	39	7,592	445	390	53.29	46.71
10	20	2017	6	15	835	11.00	40	7,592	447	388	53.53	46.47
6	11	2017	1	13	834	10.99	41	7,592	307	527	36.81	63.19
5	19	2017	6	18	833	10.97	42	7,592	455	378	54.62	45.38
6	16	2017	6	15	830	10.93	43	7,592	416	414	50.12	49.88
11	22	2017	4	16	828	10.91	44	7,592	462	366	55.80	44.20
9	22	2017	6	16	825	10.87	45	7,592	412	413	49.94	50.06
11	3	2017	6	16	824	10.85	46	7,592	435	389	52.79	47.21
6	16	2017	6	17	821	10.81	47	7,592	406	415	49.45	50.55
11	3	2017	6	17	819	10.79	48	7,592	461	358	56.29	43.71
6	30	2017	6	16	817	10.76	49	7,592	459	358	56.18	43.82
9	29	2017	6	16	817	10.76	50	7,592	419	398	51.29	48.71
9	15	2017	6	16	815	10.73	51	7,592	429	386	52.64	47.36
5	5	2017	6	18	812	10.70	52	7,592	450	362	55.42	44.58
3	31	2017	6	16	810	10.67	53	7,592	393	417	48.52	51.48
10	27	2017	6	16	810	10.67	54	7,592	399	411	49.26	50.74
4	7	2017	6	17	809	10.66	55	7,592	432	377	53.40	46.60
4	28	2017	6	17	801	10.55	56	7,592	412	389	51.44	48.56
11	17	2017	6	16	799	10.52	57	7,592	369	430	46.18	53.82
4	7	2017	6	15	797	10.50	58	7,592	403	394	50.56	49.44
7	27	2017	5	17	795	10.47	59	7,592	388	407	48.81	51.19
5	21	2017	1	15	792	10.43	60	7,592	324	468	40.91	59.09
8	18	2017	6	16	791	10.42	61	7,592	424	367	53.60	46.40
9	29	2017	6	18	791	10.42	62	7,592	420	371	53.10	46.90
6	2	2017	6	17	790	10.41	63	7,592	453	337	57.34	42.66
9	15	2017	6	18	789	10.39	64	7,592	426	363	53.99	46.01
4	28	2017	6	16	788	10.38	65	7,592	425	363	53.93	46.07
8	25	2017	6	18	788	10.38	66	7,592	425	363	53.93	46.07
5	21	2017	1	16	787	10.37	67	7,592	362	425	46.00	54.00

MO	DY	YR	DAY OF WK	HR	HR VOL	PERCENT OF AADT	HOUR NUMBER	AADT	EAST VOLUME	WEST VOLUME	PERCENT EAST IS OF TOTAL VOLUME	PERCENT WEST IS OF TOTAL VOLUME
6	16	2017	6	18	787	10.37	68	7,592	374	413	47.52	52.48
10	6	2017	6	15	787	10.37	69	7,592	394	393	50.06	49.94
7	20	2017	5	17	785	10.34	70	7,592	423	362	53.89	46.11
8	18	2017	6	17	785	10.34	71	7,592	443	342	56.43	43.57
9	21	2017	5	17	785	10.34	72	7,592	429	356	54.65	45.35
11	22	2017	4	17	785	10.34	73	7,592	466	319	59.36	40.64
6	11	2017	1	15	784	10.33	74	7,592	286	498	36.48	63.52
6	23	2017	6	16	783	10.31	75	7,592	435	348	55.56	44.44
7	7	2017	6	16	783	10.31	76	7,592	406	377	51.85	48.15
8	4	2017	6	16	782	10.30	77	7,592	428	354	54.73	45.27
9	15	2017	6	17	782	10.30	78	7,592	420	362	53.71	46.29
7	21	2017	6	18	781	10.29	79	7,592	434	347	55.57	44.43
9	1	2017	6	16	781	10.29	80	7,592	429	352	54.93	45.07
5	5	2017	6	15	779	10.26	81	7,592	418	361	53.66	46.34
6	23	2017	6	15	779	10.26	82	7,592	398	381	51.09	48.91
5	26	2017	6	15	778	10.25	83	7,592	410	368	52.70	47.30
8	11	2017	6	16	778	10.25	84	7,592	406	372	52.19	47.81
7	28	2017	6	16	777	10.23	85	7,592	419	358	53.93	46.07
6	15	2017	5	17	776	10.22	86	7,592	398	378	51.29	48.71
10	4	2017	4	17	776	10.22	87	7,592	403	373	51.93	48.07
3	31	2017	6	17	774	10.19	88	7,592	380	394	49.10	50.90
6	18	2017	1	13	773	10.18	89	7,592	311	462	40.23	59.77
8	18	2017	6	18	773	10.18	90	7,592	457	316	59.12	40.88
8	11	2017	6	17	772	10.17	91	7,592	439	333	56.87	43.13
10	12	2017	5	16	772	10.17	92	7,592	420	352	54.40	45.60
3	10	2017	6	17	771	10.16	93	7,592	420	351	54.47	45.53
5	26	2017	6	18	771	10.16	94	7,592	415	356	53.83	46.17
10	5	2017	5	17	770	10.14	95	7,592	402	368	52.21	47.79
4	14	2017	6	16	769	10.13	96	7,592	418	351	54.36	45.64
7	21	2017	6	15	769	10.13	97	7,592	401	368	52.15	47.85
6	22	2017	5	17	767	10.10	98	7,592	399	368	52.02	47.98
8	6	2017	1	15	767	10.10	99	7,592	345	422	44.98	55.02
11	22	2017	4	15	767	10.10	100	7,592	380	387	49.54	50.46
6	30	2017	6	15	766	10.09	101	7,592	393	373	51.31	48.69
7	14	2017	6	15	766	10.09	102	7,592	376	390	49.09	50.91
4	21	2017	6	15	765	10.08	103	7,592	380	385	49.67	50.33
7	7	2017	6	17	764	10.06	104	7,592	404	360	52.88	47.12
10	4	2017	4	16	764	10.06	105	7,592	418	346	54.71	45.29
6	11	2017	1	17	763	10.05	106	7,592	346	417	45.35	54.65
7	14	2017	6	17	763	10.05	107	7,592	399	364	52.29	47.71
11	3	2017	6	18	761	10.02	108	7,592	440	321	57.82	42.18
11	17	2017	6	17	761	10.02	109	7,592	369	392	48.49	51.51
8	17	2017	5	17	759	10.00	110	7,592	406	353	53.49	46.51
10	19	2017	5	18	758	9.98	111	7,592	416	342	54.88	45.12
4	6	2017	5	17	756	9.96	112	7,592	441	315	58.33	41.67
4	14	2017	6	17	756	9.96	113	7,592	408	348	53.97	46.03
6	23	2017	6	17	756	9.96	114	7,592	399	357	52.78	47.22
10	22	2017	1	13	756	9.96	115	7,592	260	496	34.39	65.61
6	11	2017	1	14	755	9.94	116	7,592	292	463	38.68	61.32
10	1	2017	1	13	755	9.94	117	7,592	268	487	35.50	64.50
7	27	2017	5	16	754	9.93	118	7,592	384	370	50.93	49.07

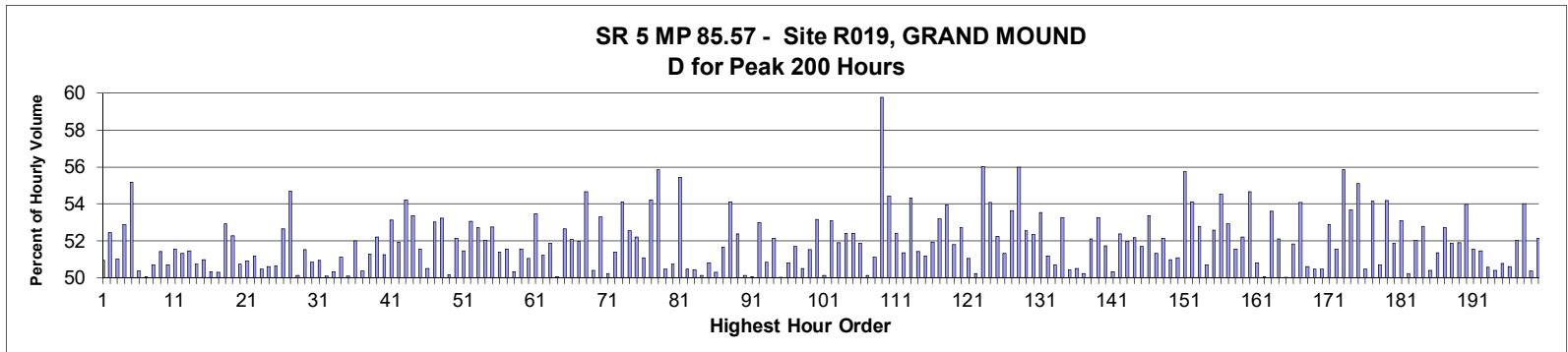
MO	DY	YR	DAY OF WK	HR	HR VOL	PERCENT OF AADT	HOUR NUMBER	AADT	EAST VOLUME	WEST VOLUME	PERCENT EAST IS OF TOTAL VOLUME	PERCENT WEST IS OF TOTAL VOLUME
7	28	2017	6	17	754	9.93	119	7,592	398	356	52.79	47.21
9	22	2017	6	15	754	9.93	120	7,592	414	340	54.91	45.09
9	21	2017	5	16	753	9.92	121	7,592	369	384	49.00	51.00
12	1	2017	6	16	753	9.92	122	7,592	376	377	49.93	50.07
5	5	2017	6	14	752	9.91	123	7,592	386	366	51.33	48.67
8	15	2017	3	17	752	9.91	124	7,592	408	344	54.26	45.74
10	27	2017	6	18	752	9.91	125	7,592	432	320	57.45	42.55
6	25	2017	1	14	751	9.89	126	7,592	311	440	41.41	58.59
7	28	2017	6	15	751	9.89	127	7,592	380	371	50.60	49.40
8	11	2017	6	18	751	9.89	128	7,592	437	314	58.19	41.81
4	21	2017	6	18	750	9.88	129	7,592	405	345	54.00	46.00
6	15	2017	5	16	750	9.88	130	7,592	389	361	51.87	48.13
6	8	2017	5	16	748	9.85	131	7,592	386	362	51.60	48.40
6	29	2017	5	17	748	9.85	132	7,592	394	354	52.67	47.33
6	9	2017	6	15	745	9.81	133	7,592	371	374	49.80	50.20
6	18	2017	1	12	745	9.81	134	7,592	251	494	33.69	66.31
7	9	2017	1	13	745	9.81	135	7,592	267	478	35.84	64.16
10	26	2017	5	17	745	9.81	136	7,592	398	347	53.42	46.58
4	7	2017	6	14	744	9.80	137	7,592	371	373	49.87	50.13
6	18	2017	1	14	744	9.80	138	7,592	316	428	42.47	57.53
9	1	2017	6	18	744	9.80	139	7,592	461	283	61.96	38.04
8	11	2017	6	15	743	9.79	140	7,592	395	348	53.16	46.84
9	1	2017	6	15	743	9.79	141	7,592	420	323	56.53	43.47
6	14	2017	4	16	742	9.77	142	7,592	389	353	52.43	47.57
6	8	2017	5	17	741	9.76	143	7,592	374	367	50.47	49.53
7	20	2017	5	16	741	9.76	144	7,592	359	382	48.45	51.55
5	18	2017	5	17	739	9.73	145	7,592	374	365	50.61	49.39
8	20	2017	1	14	739	9.73	146	7,592	362	377	48.99	51.01
10	10	2017	3	17	739	9.73	147	7,592	416	323	56.29	43.71
7	20	2017	5	18	738	9.72	148	7,592	405	333	54.88	45.12
5	19	2017	6	15	737	9.71	149	7,592	399	338	54.14	45.86
6	10	2017	7	12	737	9.71	150	7,592	427	310	57.94	42.06
7	23	2017	1	13	737	9.71	151	7,592	258	479	35.01	64.99
6	16	2017	6	14	736	9.69	152	7,592	344	392	46.74	53.26
8	23	2017	4	16	736	9.69	153	7,592	390	346	52.99	47.01
1	27	2017	6	17	734	9.67	154	7,592	364	370	49.59	50.41
8	22	2017	3	17	734	9.67	155	7,592	378	356	51.50	48.50
2	24	2017	6	17	733	9.65	156	7,592	394	339	53.75	46.25
6	16	2017	6	13	733	9.65	157	7,592	334	399	45.57	54.43
2	17	2017	6	16	732	9.64	158	7,592	362	370	49.45	50.55
3	31	2017	6	18	732	9.64	159	7,592	410	322	56.01	43.99
7	17	2017	2	17	731	9.63	160	7,592	374	357	51.16	48.84
11	9	2017	5	17	731	9.63	161	7,592	381	350	52.12	47.88
4	23	2017	1	16	730	9.62	162	7,592	339	391	46.44	53.56
4	28	2017	6	18	730	9.62	163	7,592	398	332	54.52	45.48
9	15	2017	6	15	730	9.62	164	7,592	409	321	56.03	43.97
6	10	2017	7	13	729	9.60	165	7,592	425	304	58.30	41.70
8	3	2017	5	16	729	9.60	166	7,592	367	362	50.34	49.66
8	17	2017	5	15	729	9.60	167	7,592	339	390	46.50	53.50
8	20	2017	1	16	729	9.60	168	7,592	447	282	61.32	38.68
10	4	2017	4	18	729	9.60	169	7,592	353	376	48.42	51.58



MO	DY	YR	DAY OF WK	HR	HR VOL	PERCENT OF AADT	HOUR NUMBER	AADT	EAST VOLUME	WEST VOLUME	PERCENT EAST IS OF TOTAL VOLUME	PERCENT WEST IS OF TOTAL VOLUME
12	1	2017	6	17	729	9.60	170	7,592	386	343	52.95	47.05
6	2	2017	6	18	728	9.59	171	7,592	391	337	53.71	46.29
6	11	2017	1	12	728	9.59	172	7,592	220	508	30.22	69.78
8	23	2017	4	17	728	9.59	173	7,592	401	327	55.08	44.92
10	1	2017	1	16	728	9.59	174	7,592	388	340	53.30	46.70
7	14	2017	6	18	727	9.58	175	7,592	422	305	58.05	41.95
7	23	2017	1	15	727	9.58	176	7,592	336	391	46.22	53.78
9	24	2017	1	13	727	9.58	177	7,592	284	443	39.06	60.94
10	19	2017	5	17	727	9.58	178	7,592	386	341	53.09	46.91
10	15	2017	1	16	726	9.56	179	7,592	330	396	45.45	54.55
3	3	2017	6	16	725	9.55	180	7,592	378	347	52.14	47.86
6	28	2017	4	17	725	9.55	181	7,592	373	352	51.45	48.55
7	16	2017	1	15	725	9.55	182	7,592	342	383	47.17	52.83
7	21	2017	6	14	725	9.55	183	7,592	343	382	47.31	52.69
8	14	2017	2	17	725	9.55	184	7,592	407	318	56.14	43.86
8	31	2017	5	17	725	9.55	185	7,592	397	328	54.76	45.24
6	25	2017	1	16	724	9.54	186	7,592	340	384	46.96	53.04
7	23	2017	1	12	724	9.54	187	7,592	242	482	33.43	66.57
8	4	2017	6	15	724	9.54	188	7,592	359	365	49.59	50.41
10	20	2017	6	14	724	9.54	189	7,592	362	362	50.00	50.00
12	8	2017	6	17	724	9.54	190	7,592	370	354	51.10	48.90
4	27	2017	5	16	723	9.52	191	7,592	379	344	52.42	47.58
8	3	2017	5	15	723	9.52	192	7,592	374	349	51.73	48.27
8	30	2017	4	17	723	9.52	193	7,592	410	313	56.71	43.29
9	24	2017	1	16	723	9.52	194	7,592	376	347	52.01	47.99
11	10	2017	6	16	723	9.52	195	7,592	396	327	54.77	45.23
5	4	2017	5	17	722	9.51	196	7,592	412	310	57.06	42.94
5	12	2017	6	15	722	9.51	197	7,592	370	352	51.25	48.75
7	14	2017	6	14	722	9.51	198	7,592	356	366	49.31	50.69
8	10	2017	5	17	722	9.51	199	7,592	354	368	49.03	50.97
8	20	2017	1	15	722	9.51	200	7,592	405	317	56.09	43.91



**AADT=** 67,650     
**K 30 FACTOR=** 9.19     
**K 100 FACTOR=** 8.80     
**K 200 FACTOR=** 8.46     
**D 30 FACTOR=** 50.83



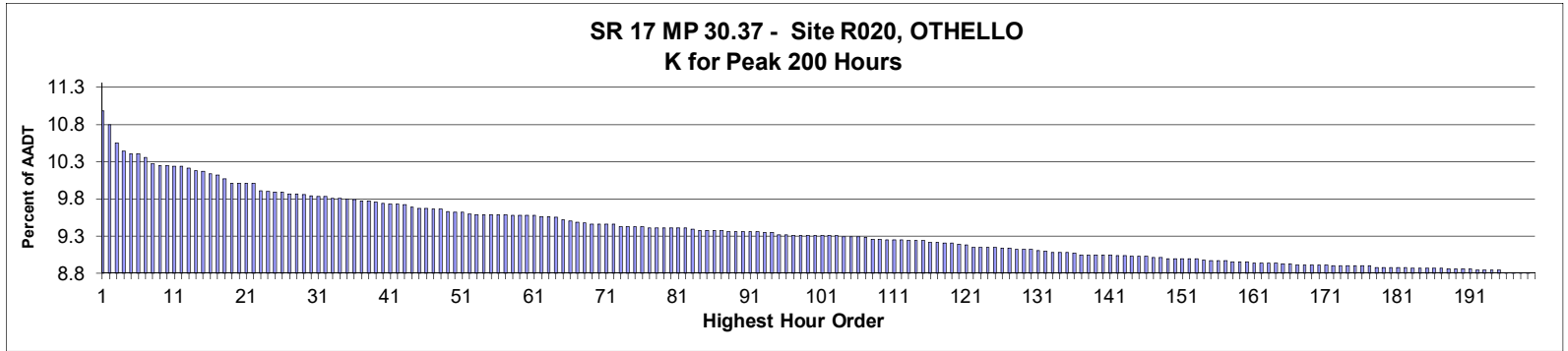
MO	DY	YR	DAY OF WK	HR	HR VOL	PERCENT OF AADT	HOUR NUMBER	AADT	NORTH VOLUME	SOUTH VOLUME	PERCENT NORTH IS OF TOTAL VOLUME	PERCENT SOUTH IS OF TOTAL VOLUME
11	25	2017	7	13	6,620	9.79	1	67,650	3,373	3,247	50.95	49.05
8	13	2017	1	16	6,539	9.67	2	67,650	3,430	3,109	52.45	47.55
7	30	2017	1	13	6,468	9.56	3	67,650	3,169	3,299	49.00	51.00
12	23	2017	7	12	6,452	9.54	4	67,650	3,041	3,411	47.13	52.87
12	26	2017	3	12	6,438	9.52	5	67,650	2,886	3,552	44.83	55.17
8	12	2017	7	12	6,437	9.52	6	67,650	3,195	3,242	49.63	50.37
12	26	2017	3	15	6,435	9.51	7	67,650	3,221	3,214	50.05	49.95
11	25	2017	7	12	6,402	9.46	8	67,650	3,155	3,247	49.28	50.72
7	1	2017	7	13	6,393	9.45	9	67,650	3,287	3,106	51.42	48.58
7	16	2017	1	16	6,393	9.45	10	67,650	3,242	3,151	50.71	49.29
12	23	2017	7	14	6,393	9.45	11	67,650	3,295	3,098	51.54	48.46
8	13	2017	1	15	6,384	9.44	12	67,650	3,277	3,107	51.33	48.67
12	23	2017	7	13	6,369	9.41	13	67,650	3,276	3,093	51.44	48.56
8	25	2017	6	15	6,362	9.40	14	67,650	3,134	3,228	49.26	50.74
7	23	2017	1	14	6,347	9.38	15	67,650	3,236	3,111	50.98	49.02
12	26	2017	3	16	6,325	9.35	16	67,650	3,183	3,142	50.32	49.68

MO	DY	YR	DAY OF WK	HR	HR VOL	PERCENT OF AADT	HOUR NUMBER	AADT	NORTH VOLUME	SOUTH VOLUME	PERCENT NORTH IS OF TOTAL VOLUME	PERCENT SOUTH IS OF TOTAL VOLUME
7	23	2017	1	15	6,320	9.34	17	67,650	3,141	3,179	49.70	50.30
7	1	2017	7	11	6,317	9.34	18	67,650	2,974	3,343	47.08	52.92
8	13	2017	1	17	6,304	9.32	19	67,650	3,295	3,009	52.27	47.73
12	26	2017	3	13	6,302	9.32	20	67,650	3,198	3,104	50.75	49.25
8	12	2017	7	13	6,285	9.29	21	67,650	3,200	3,085	50.91	49.09
8	13	2017	1	14	6,274	9.27	22	67,650	3,063	3,211	48.82	51.18
7	1	2017	7	12	6,267	9.26	23	67,650	3,104	3,163	49.53	50.47
9	2	2017	7	12	6,248	9.24	24	67,650	3,161	3,087	50.59	49.41
11	24	2017	6	15	6,235	9.22	25	67,650	3,077	3,158	49.35	50.65
8	12	2017	7	11	6,231	9.21	26	67,650	2,950	3,281	47.34	52.66
11	24	2017	6	12	6,231	9.21	27	67,650	2,824	3,407	45.32	54.68
9	4	2017	2	13	6,219	9.19	28	67,650	3,102	3,117	49.88	50.12
11	25	2017	7	14	6,218	9.19	29	67,650	3,204	3,014	51.53	48.47
7	1	2017	7	14	6,215	9.19	30	67,650	3,056	3,159	49.17	50.83
8	18	2017	6	16	6,212	9.18	31	67,650	3,048	3,164	49.07	50.93
7	30	2017	1	12	6,208	9.18	32	67,650	3,098	3,110	49.90	50.10
7	29	2017	7	11	6,196	9.16	33	67,650	3,118	3,078	50.32	49.68
8	25	2017	6	14	6,193	9.15	34	67,650	3,166	3,027	51.12	48.88
11	22	2017	4	15	6,190	9.15	35	67,650	3,089	3,101	49.90	50.10
6	23	2017	6	15	6,184	9.14	36	67,650	2,969	3,215	48.01	51.99
11	24	2017	6	14	6,176	9.13	37	67,650	3,110	3,066	50.36	49.64
7	23	2017	1	16	6,170	9.12	38	67,650	3,164	3,006	51.28	48.72
12	26	2017	3	17	6,169	9.12	39	67,650	3,220	2,949	52.20	47.80
7	23	2017	1	13	6,165	9.11	40	67,650	3,005	3,160	48.74	51.26
8	6	2017	1	17	6,163	9.11	41	67,650	3,273	2,890	53.11	46.89
8	18	2017	6	15	6,158	9.10	42	67,650	2,961	3,197	48.08	51.92
8	13	2017	1	12	6,153	9.10	43	67,650	2,817	3,336	45.78	54.22
7	14	2017	6	16	6,152	9.09	44	67,650	2,870	3,282	46.65	53.35
11	26	2017	1	15	6,150	9.09	45	67,650	3,170	2,980	51.54	48.46
11	26	2017	1	14	6,145	9.08	46	67,650	3,104	3,041	50.51	49.49
8	13	2017	1	13	6,139	9.07	47	67,650	2,885	3,254	46.99	53.01
11	25	2017	7	15	6,137	9.07	48	67,650	3,267	2,870	53.23	46.77
7	30	2017	1	14	6,136	9.07	49	67,650	3,058	3,078	49.84	50.16
6	18	2017	1	13	6,134	9.07	50	67,650	3,197	2,937	52.12	47.88
12	26	2017	3	14	6,134	9.07	51	67,650	3,156	2,978	51.45	48.55
8	26	2017	7	12	6,132	9.06	52	67,650	2,879	3,253	46.95	53.05
11	23	2017	5	11	6,125	9.05	53	67,650	2,896	3,229	47.28	52.72
7	16	2017	1	15	6,112	9.03	54	67,650	3,180	2,932	52.03	47.97
7	16	2017	1	17	6,111	9.03	55	67,650	3,224	2,887	52.76	47.24
8	25	2017	6	16	6,104	9.02	56	67,650	3,137	2,967	51.39	48.61
11	22	2017	4	16	6,101	9.02	57	67,650	3,145	2,956	51.55	48.45
8	11	2017	6	15	6,099	9.02	58	67,650	3,070	3,029	50.34	49.66
7	16	2017	1	14	6,093	9.01	59	67,650	3,141	2,952	51.55	48.45
7	30	2017	1	15	6,092	9.01	60	67,650	3,109	2,983	51.03	48.97
8	6	2017	1	13	6,088	9.00	61	67,650	2,833	3,255	46.53	53.47
7	16	2017	1	13	6,087	9.00	62	67,650	3,118	2,969	51.22	48.78
8	6	2017	1	16	6,086	9.00	63	67,650	3,157	2,929	51.87	48.13
7	22	2017	7	13	6,084	8.99	64	67,650	3,046	3,038	50.07	49.93
8	6	2017	1	14	6,081	8.99	65	67,650	2,879	3,202	47.34	52.66
8	11	2017	6	14	6,078	8.98	66	67,650	3,165	2,913	52.07	47.93
8	13	2017	1	18	6,075	8.98	67	67,650	3,158	2,917	51.98	48.02

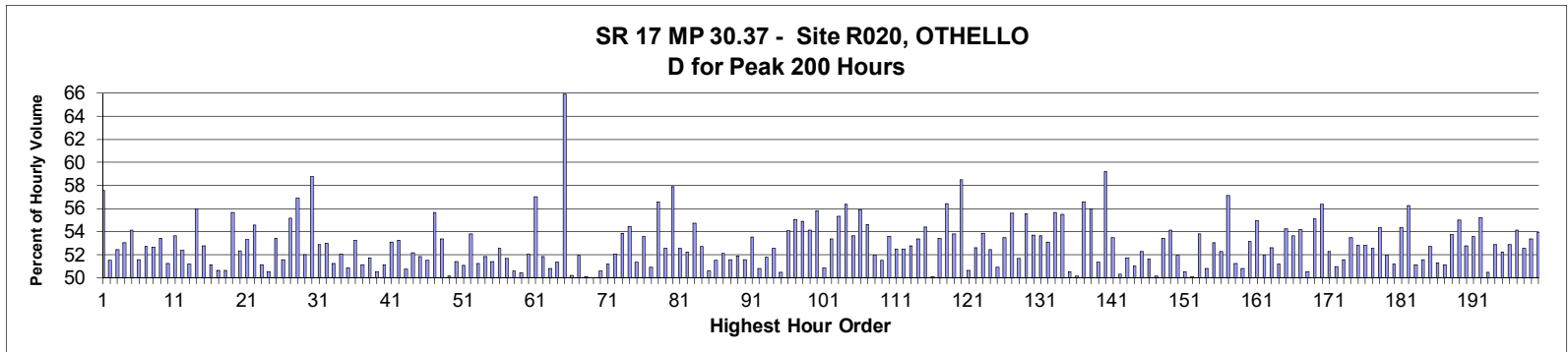
MO	DY	YR	DAY OF WK	HR	HR VOL	PERCENT OF AADT	HOUR NUMBER	AADT	NORTH VOLUME	SOUTH VOLUME	PERCENT NORTH IS OF TOTAL VOLUME	PERCENT SOUTH IS OF TOTAL VOLUME
12	23	2017	7	11	6,075	8.98	68	67,650	2,755	3,320	45.35	54.65
7	14	2017	6	15	6,070	8.97	69	67,650	3,012	3,058	49.62	50.38
7	29	2017	7	12	6,068	8.97	70	67,650	2,834	3,234	46.70	53.30
7	28	2017	6	16	6,064	8.96	71	67,650	3,019	3,045	49.79	50.21
11	24	2017	6	13	6,060	8.96	72	67,650	2,945	3,115	48.60	51.40
6	18	2017	1	14	6,051	8.94	73	67,650	3,274	2,777	54.11	45.89
7	2	2017	1	13	6,045	8.94	74	67,650	3,177	2,868	52.56	47.44
8	11	2017	6	13	6,041	8.93	75	67,650	3,153	2,888	52.19	47.81
7	23	2017	1	12	6,040	8.93	76	67,650	2,955	3,085	48.92	51.08
11	26	2017	1	16	6,037	8.92	77	67,650	3,272	2,765	54.20	45.80
8	19	2017	7	15	6,032	8.92	78	67,650	2,663	3,369	44.15	55.85
7	21	2017	6	15	6,026	8.91	79	67,650	2,986	3,040	49.55	50.45
8	6	2017	1	15	6,025	8.91	80	67,650	3,057	2,968	50.74	49.26
8	26	2017	7	11	6,024	8.90	81	67,650	2,683	3,341	44.54	55.46
7	28	2017	6	15	6,018	8.90	82	67,650	3,036	2,982	50.45	49.55
8	25	2017	6	12	6,018	8.90	83	67,650	2,983	3,035	49.57	50.43
6	17	2017	7	12	6,012	8.89	84	67,650	2,998	3,014	49.87	50.13
11	22	2017	4	17	6,006	8.88	85	67,650	2,954	3,052	49.18	50.82
6	16	2017	6	14	6,000	8.87	86	67,650	3,017	2,983	50.28	49.72
11	23	2017	5	12	6,000	8.87	87	67,650	3,099	2,901	51.65	48.35
7	14	2017	6	17	5,998	8.87	88	67,650	2,753	3,245	45.90	54.10
9	2	2017	7	13	5,998	8.87	89	67,650	3,142	2,856	52.38	47.62
6	16	2017	6	16	5,997	8.86	90	67,650	2,990	3,007	49.86	50.14
7	21	2017	6	14	5,995	8.86	91	67,650	3,000	2,995	50.04	49.96
8	11	2017	6	17	5,993	8.86	92	67,650	2,818	3,175	47.02	52.98
6	24	2017	7	12	5,989	8.85	93	67,650	3,045	2,944	50.84	49.16
6	25	2017	1	13	5,981	8.84	94	67,650	3,118	2,863	52.13	47.87
8	11	2017	6	16	5,981	8.84	95	67,650	2,989	2,992	49.97	50.03
7	9	2017	1	15	5,977	8.84	96	67,650	3,036	2,941	50.79	49.21
8	27	2017	1	16	5,970	8.82	97	67,650	3,085	2,885	51.68	48.32
12	23	2017	7	15	5,968	8.82	98	67,650	3,014	2,954	50.50	49.50
6	25	2017	1	14	5,959	8.81	99	67,650	3,070	2,889	51.52	48.48
10	6	2017	6	17	5,955	8.80	100	67,650	2,789	3,166	46.83	53.17
8	12	2017	7	14	5,952	8.80	101	67,650	2,984	2,968	50.13	49.87
8	18	2017	6	12	5,946	8.79	102	67,650	2,789	3,157	46.91	53.09
7	16	2017	1	12	5,943	8.78	103	67,650	2,858	3,085	48.09	51.91
7	21	2017	6	16	5,943	8.78	104	67,650	2,829	3,114	47.60	52.40
9	2	2017	7	11	5,943	8.78	105	67,650	2,828	3,115	47.59	52.41
6	25	2017	1	15	5,942	8.78	106	67,650	3,081	2,861	51.85	48.15
8	25	2017	6	13	5,941	8.78	107	67,650	2,962	2,979	49.86	50.14
7	21	2017	6	12	5,939	8.78	108	67,650	3,036	2,903	51.12	48.88
8	19	2017	7	11	5,938	8.78	109	67,650	2,389	3,549	40.23	59.77
8	5	2017	7	11	5,936	8.77	110	67,650	2,706	3,230	45.59	54.41
8	6	2017	1	18	5,936	8.77	111	67,650	3,111	2,825	52.41	47.59
6	23	2017	6	16	5,934	8.77	112	67,650	2,887	3,047	48.65	51.35
7	23	2017	1	17	5,934	8.77	113	67,650	3,224	2,710	54.33	45.67
8	26	2017	7	13	5,928	8.76	114	67,650	2,879	3,049	48.57	51.43
7	7	2017	6	15	5,915	8.74	115	67,650	2,887	3,028	48.81	51.19
7	28	2017	6	17	5,915	8.74	116	67,650	2,843	3,072	48.06	51.94
6	18	2017	1	16	5,914	8.74	117	67,650	3,147	2,767	53.21	46.79
7	16	2017	1	18	5,913	8.74	118	67,650	3,190	2,723	53.95	46.05

MO	DY	YR	DAY OF WK	HR	HR VOL	PERCENT OF AADT	HOUR NUMBER	AADT	NORTH VOLUME	SOUTH VOLUME	PERCENT NORTH IS OF TOTAL VOLUME	PERCENT SOUTH IS OF TOTAL VOLUME
7	1	2017	7	15	5,912	8.74	119	67,650	3,061	2,851	51.78	48.22
8	25	2017	6	17	5,909	8.73	120	67,650	2,795	3,114	47.30	52.70
9	4	2017	2	14	5,909	8.73	121	67,650	3,017	2,892	51.06	48.94
9	1	2017	6	15	5,908	8.73	122	67,650	2,967	2,941	50.22	49.78
5	14	2017	1	16	5,901	8.72	123	67,650	3,305	2,596	56.01	43.99
6	18	2017	1	15	5,900	8.72	124	67,650	3,190	2,710	54.07	45.93
7	29	2017	7	13	5,899	8.72	125	67,650	2,817	3,082	47.75	52.25
11	22	2017	4	13	5,894	8.71	126	67,650	3,024	2,870	51.31	48.69
7	9	2017	1	14	5,893	8.71	127	67,650	3,160	2,733	53.62	46.38
8	19	2017	7	16	5,893	8.71	128	67,650	2,594	3,299	44.02	55.98
7	15	2017	7	14	5,888	8.70	129	67,650	2,794	3,094	47.45	52.55
7	9	2017	1	16	5,887	8.70	130	67,650	3,081	2,806	52.34	47.66
11	22	2017	4	12	5,885	8.70	131	67,650	2,734	3,151	46.46	53.54
8	11	2017	6	12	5,882	8.69	132	67,650	2,871	3,011	48.81	51.19
6	16	2017	6	17	5,881	8.69	133	67,650	2,900	2,981	49.31	50.69
7	15	2017	7	15	5,879	8.69	134	67,650	2,748	3,131	46.74	53.26
8	18	2017	6	14	5,878	8.69	135	67,650	2,914	2,964	49.57	50.43
9	2	2017	7	14	5,873	8.68	136	67,650	2,965	2,908	50.49	49.51
11	26	2017	1	13	5,873	8.68	137	67,650	2,923	2,950	49.77	50.23
11	22	2017	4	14	5,872	8.68	138	67,650	3,059	2,813	52.09	47.91
7	15	2017	7	13	5,866	8.67	139	67,650	2,741	3,125	46.73	53.27
12	30	2017	7	14	5,862	8.67	140	67,650	3,033	2,829	51.74	48.26
8	4	2017	6	12	5,856	8.66	141	67,650	2,948	2,908	50.34	49.66
10	6	2017	6	16	5,851	8.65	142	67,650	2,787	3,064	47.63	52.37
7	15	2017	7	12	5,849	8.65	143	67,650	2,809	3,040	48.03	51.97
8	27	2017	1	14	5,849	8.65	144	67,650	3,051	2,798	52.16	47.84
9	1	2017	6	17	5,849	8.65	145	67,650	2,826	3,023	48.32	51.68
9	4	2017	2	15	5,849	8.65	146	67,650	3,121	2,728	53.36	46.64
8	4	2017	6	15	5,847	8.64	147	67,650	2,847	3,000	48.69	51.31
5	29	2017	2	13	5,845	8.64	148	67,650	3,047	2,798	52.13	47.87
8	5	2017	7	13	5,844	8.64	149	67,650	2,978	2,866	50.96	49.04
9	23	2017	7	12	5,844	8.64	150	67,650	2,985	2,859	51.08	48.92
5	14	2017	1	17	5,841	8.63	151	67,650	3,257	2,584	55.76	44.24
9	4	2017	2	16	5,838	8.63	152	67,650	3,159	2,679	54.11	45.89
8	4	2017	6	16	5,836	8.63	153	67,650	2,755	3,081	47.21	52.79
6	25	2017	1	16	5,834	8.62	154	67,650	2,957	2,877	50.69	49.31
6	16	2017	6	15	5,830	8.62	155	67,650	2,765	3,065	47.43	52.57
7	2	2017	1	15	5,830	8.62	156	67,650	3,179	2,651	54.53	45.47
8	11	2017	6	18	5,830	8.62	157	67,650	2,744	3,086	47.07	52.93
8	5	2017	7	12	5,829	8.62	158	67,650	2,823	3,006	48.43	51.57
7	1	2017	7	16	5,827	8.61	159	67,650	3,042	2,785	52.21	47.79
6	18	2017	1	17	5,822	8.61	160	67,650	3,182	2,640	54.65	45.35
7	28	2017	6	14	5,817	8.60	161	67,650	2,956	2,861	50.82	49.18
12	30	2017	7	13	5,817	8.60	162	67,650	2,912	2,905	50.06	49.94
7	30	2017	1	17	5,815	8.60	163	67,650	3,116	2,699	53.59	46.41
10	27	2017	6	16	5,815	8.60	164	67,650	2,785	3,030	47.89	52.11
7	7	2017	6	16	5,813	8.59	165	67,650	2,906	2,907	49.99	50.01
5	27	2017	7	11	5,809	8.59	166	67,650	2,799	3,010	48.18	51.82
6	11	2017	1	15	5,807	8.58	167	67,650	3,141	2,666	54.09	45.91
9	1	2017	6	16	5,805	8.58	168	67,650	2,938	2,867	50.61	49.39
5	29	2017	2	14	5,803	8.58	169	67,650	2,874	2,929	49.53	50.47

MO	DY	YR	DAY OF WK	HR	HR VOL	PERCENT OF AADT	HOUR NUMBER	AADT	NORTH VOLUME	SOUTH VOLUME	PERCENT NORTH IS OF TOTAL VOLUME	PERCENT SOUTH IS OF TOTAL VOLUME
5	27	2017	7	12	5,792	8.56	170	67,650	2,922	2,870	50.45	49.55
8	19	2017	7	13	5,792	8.56	171	67,650	2,728	3,064	47.10	52.90
7	9	2017	1	13	5,791	8.56	172	67,650	2,986	2,805	51.56	48.44
8	19	2017	7	14	5,790	8.56	173	67,650	2,557	3,233	44.16	55.84
7	2	2017	1	14	5,787	8.55	174	67,650	3,106	2,681	53.67	46.33
6	17	2017	7	11	5,785	8.55	175	67,650	2,597	3,188	44.89	55.11
8	18	2017	6	13	5,784	8.55	176	67,650	2,866	2,918	49.55	50.45
6	23	2017	6	17	5,782	8.55	177	67,650	2,651	3,131	45.85	54.15
8	26	2017	7	14	5,782	8.55	178	67,650	2,931	2,851	50.69	49.31
7	21	2017	6	17	5,781	8.55	179	67,650	2,648	3,133	45.81	54.19
10	6	2017	6	15	5,780	8.54	180	67,650	2,782	2,998	48.13	51.87
6	24	2017	7	13	5,774	8.54	181	67,650	3,065	2,709	53.08	46.92
7	21	2017	6	13	5,768	8.53	182	67,650	2,897	2,871	50.23	49.77
6	17	2017	7	13	5,766	8.52	183	67,650	2,765	3,001	47.95	52.05
10	1	2017	1	15	5,763	8.52	184	67,650	3,041	2,722	52.77	47.23
8	27	2017	1	15	5,762	8.52	185	67,650	2,903	2,859	50.38	49.62
6	25	2017	1	12	5,760	8.51	186	67,650	2,957	2,803	51.34	48.66
5	26	2017	6	16	5,757	8.51	187	67,650	2,723	3,034	47.30	52.70
9	16	2017	7	11	5,755	8.51	188	67,650	2,771	2,984	48.15	51.85
6	11	2017	1	17	5,749	8.50	189	67,650	2,983	2,766	51.89	48.11
7	5	2017	4	12	5,749	8.50	190	67,650	2,646	3,103	46.03	53.97
7	5	2017	4	13	5,746	8.49	191	67,650	2,784	2,962	48.45	51.55
11	3	2017	6	16	5,746	8.49	192	67,650	2,957	2,789	51.46	48.54
7	30	2017	1	16	5,745	8.49	193	67,650	2,840	2,905	49.43	50.57
6	30	2017	6	13	5,744	8.49	194	67,650	2,849	2,895	49.60	50.40
7	22	2017	7	14	5,739	8.48	195	67,650	2,913	2,826	50.76	49.24
9	16	2017	7	12	5,733	8.47	196	67,650	2,832	2,901	49.40	50.60
9	2	2017	7	15	5,730	8.47	197	67,650	2,749	2,981	47.98	52.02
6	11	2017	1	14	5,727	8.47	198	67,650	3,093	2,634	54.01	45.99
6	23	2017	6	14	5,727	8.47	199	67,650	2,843	2,884	49.64	50.36
7	9	2017	1	18	5,726	8.46	200	67,650	2,985	2,741	52.13	47.87



**AADT= 7,093      K 30 FACTOR= 9.88      K 100 FACTOR= 9.35      K 200 FACTOR= 8.84      D 30 FACTOR= 58.77**



MO	DY	YR	DAY OF WK	HR	HR VOL	PERCENT OF AADT	HOUR NUMBER	AADT	NORTH VOLUME	SOUTH VOLUME	PERCENT NORTH IS OF TOTAL VOLUME	PERCENT SOUTH IS OF TOTAL VOLUME
10	20	2017	6	17	782	11.02	1	7,093	332	450	42.46	57.54
4	14	2017	6	17	769	10.84	2	7,093	396	373	51.50	48.50
5	19	2017	6	17	751	10.59	3	7,093	357	394	47.54	52.46
11	17	2017	6	17	743	10.48	4	7,093	349	394	46.97	53.03
4	21	2017	6	17	741	10.45	5	7,093	340	401	45.88	54.12
9	29	2017	6	17	741	10.45	6	7,093	359	382	48.45	51.55
10	13	2017	6	17	738	10.40	7	7,093	349	389	47.29	52.71
9	15	2017	6	18	731	10.31	8	7,093	346	385	47.33	52.67
4	21	2017	6	18	730	10.29	9	7,093	390	340	53.42	46.58
10	6	2017	6	18	730	10.29	10	7,093	374	356	51.23	48.77
4	28	2017	6	17	729	10.28	11	7,093	338	391	46.36	53.64
9	15	2017	6	17	729	10.28	12	7,093	347	382	47.60	52.40
9	1	2017	6	17	727	10.25	13	7,093	372	355	51.17	48.83
11	3	2017	6	17	725	10.22	14	7,093	319	406	44.00	56.00
7	14	2017	6	17	724	10.21	15	7,093	342	382	47.24	52.76
5	5	2017	6	17	722	10.18	16	7,093	353	369	48.89	51.11

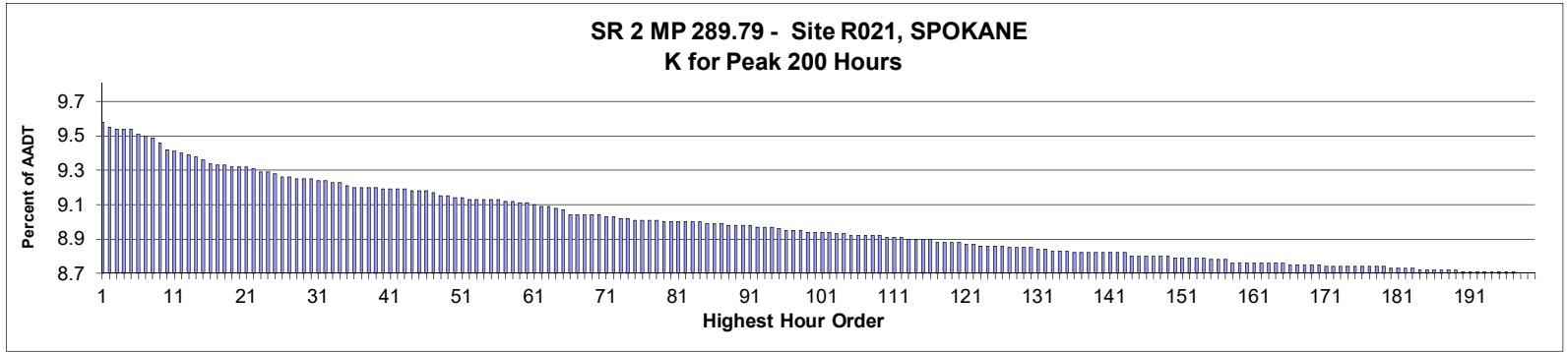
MO	DY	YR	DAY OF WK	HR	HR VOL	PERCENT OF AADT	HOUR NUMBER	AADT	NORTH VOLUME	SOUTH VOLUME	PERCENT NORTH IS OF TOTAL VOLUME	PERCENT SOUTH IS OF TOTAL VOLUME
8	17	2017	5	17	721	10.16	17	7,093	356	365	49.38	50.62
6	16	2017	6	18	717	10.11	18	7,093	363	354	50.63	49.37
5	26	2017	6	18	713	10.05	19	7,093	397	316	55.68	44.32
9	22	2017	6	17	713	10.05	20	7,093	340	373	47.69	52.31
10	6	2017	6	17	713	10.05	21	7,093	380	333	53.30	46.70
10	13	2017	6	18	713	10.05	22	7,093	389	324	54.56	45.44
3	31	2017	6	17	706	9.95	23	7,093	345	361	48.87	51.13
7	28	2017	6	17	705	9.94	24	7,093	349	356	49.50	50.50
9	1	2017	6	18	704	9.93	25	7,093	376	328	53.41	46.59
9	22	2017	6	18	704	9.93	26	7,093	363	341	51.56	48.44
2	24	2017	6	17	703	9.91	27	7,093	315	388	44.81	55.19
10	19	2017	5	17	703	9.91	28	7,093	303	400	43.10	56.90
6	23	2017	6	17	702	9.90	29	7,093	365	337	51.99	48.01
9	13	2017	4	18	701	9.88	30	7,093	289	412	41.23	58.77
3	10	2017	6	17	700	9.87	31	7,093	330	370	47.14	52.86
5	12	2017	6	17	700	9.87	32	7,093	329	371	47.00	53.00
6	9	2017	6	17	699	9.85	33	7,093	358	341	51.22	48.78
6	30	2017	6	17	699	9.85	34	7,093	364	335	52.07	47.93
5	26	2017	6	17	698	9.84	35	7,093	355	343	50.86	49.14
10	27	2017	6	17	697	9.83	36	7,093	326	371	46.77	53.23
8	18	2017	6	16	696	9.81	37	7,093	340	356	48.85	51.15
8	25	2017	6	17	696	9.81	38	7,093	336	360	48.28	51.72
7	7	2017	6	17	695	9.80	39	7,093	344	351	49.50	50.50
6	16	2017	6	17	694	9.78	40	7,093	339	355	48.85	51.15
3	24	2017	6	17	693	9.77	41	7,093	325	368	46.90	53.10
9	21	2017	5	18	693	9.77	42	7,093	324	369	46.75	53.25
5	12	2017	6	18	692	9.76	43	7,093	341	351	49.28	50.72
10	12	2017	5	17	690	9.73	44	7,093	330	360	47.83	52.17
3	17	2017	6	17	689	9.71	45	7,093	332	357	48.19	51.81
10	20	2017	6	18	689	9.71	46	7,093	334	355	48.48	51.52
4	5	2017	4	17	688	9.70	47	7,093	305	383	44.33	55.67
6	9	2017	6	18	688	9.70	48	7,093	321	367	46.66	53.34
9	29	2017	6	16	686	9.67	49	7,093	342	344	49.85	50.15
8	4	2017	6	17	685	9.66	50	7,093	352	333	51.39	48.61
11	3	2017	6	18	685	9.66	51	7,093	350	335	51.09	48.91
6	2	2017	6	16	684	9.64	52	7,093	368	316	53.80	46.20
3	24	2017	6	18	683	9.63	53	7,093	350	333	51.24	48.76
6	30	2017	6	16	683	9.63	54	7,093	329	354	48.17	51.83
8	11	2017	6	17	683	9.63	55	7,093	351	332	51.39	48.61
8	18	2017	6	17	683	9.63	56	7,093	324	359	47.44	52.56
8	25	2017	6	18	683	9.63	57	7,093	353	330	51.68	48.32
4	7	2017	6	17	682	9.62	58	7,093	337	345	49.41	50.59
5	19	2017	6	18	682	9.62	59	7,093	344	338	50.44	49.56
10	20	2017	6	16	682	9.62	60	7,093	355	327	52.05	47.95
10	26	2017	5	17	682	9.62	61	7,093	293	389	42.96	57.04
6	2	2017	6	18	681	9.60	62	7,093	328	353	48.16	51.84
7	21	2017	6	17	681	9.60	63	7,093	346	335	50.81	49.19
7	14	2017	6	16	680	9.59	64	7,093	331	349	48.68	51.32
1	12	2017	5	16	678	9.56	65	7,093	231	447	34.07	65.93
3	16	2017	5	17	677	9.54	66	7,093	340	337	50.22	49.78
7	28	2017	6	16	676	9.53	67	7,093	325	351	48.08	51.92



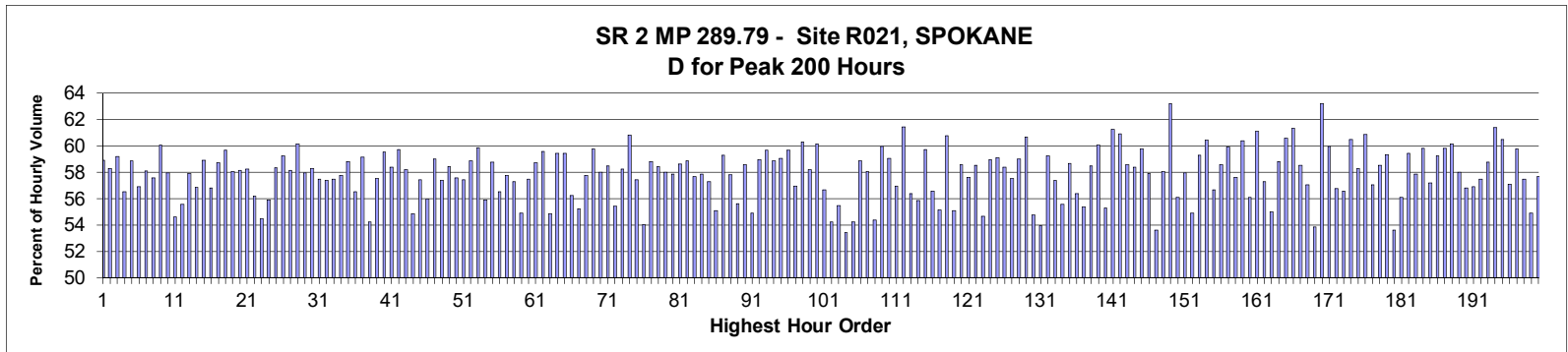
MO	DY	YR	DAY OF WK	HR	HR VOL	PERCENT OF AADT	HOUR NUMBER	AADT	NORTH VOLUME	SOUTH VOLUME	PERCENT NORTH IS OF TOTAL VOLUME	PERCENT SOUTH IS OF TOTAL VOLUME
8	25	2017	6	16	675	9.52	68	7,093	337	338	49.93	50.07
6	29	2017	5	17	674	9.50	69	7,093	337	337	50.00	50.00
8	21	2017	2	17	674	9.50	70	7,093	341	333	50.59	49.41
10	5	2017	5	18	674	9.50	71	7,093	345	329	51.19	48.81
10	27	2017	6	18	674	9.50	72	7,093	351	323	52.08	47.92
1	13	2017	6	17	672	9.47	73	7,093	310	362	46.13	53.87
6	15	2017	5	17	672	9.47	74	7,093	306	366	45.54	54.46
6	16	2017	6	16	672	9.47	75	7,093	345	327	51.34	48.66
9	29	2017	6	18	672	9.47	76	7,093	360	312	53.57	46.43
6	22	2017	5	17	670	9.45	77	7,093	341	329	50.90	49.10
7	11	2017	3	17	670	9.45	78	7,093	291	379	43.43	56.57
8	11	2017	6	18	670	9.45	79	7,093	352	318	52.54	47.46
9	12	2017	3	18	670	9.45	80	7,093	282	388	42.09	57.91
9	13	2017	4	17	670	9.45	81	7,093	318	352	47.46	52.54
9	14	2017	5	17	670	9.45	82	7,093	320	350	47.76	52.24
8	3	2017	5	17	669	9.43	83	7,093	303	366	45.29	54.71
5	24	2017	4	17	668	9.42	84	7,093	316	352	47.31	52.69
6	2	2017	6	17	668	9.42	85	7,093	338	330	50.60	49.40
8	15	2017	3	18	668	9.42	86	7,093	344	324	51.50	48.50
11	3	2017	6	16	668	9.42	87	7,093	320	348	47.90	52.10
5	5	2017	6	16	667	9.40	88	7,093	344	323	51.57	48.43
7	7	2017	6	16	667	9.40	89	7,093	321	346	48.13	51.87
8	9	2017	4	17	667	9.40	90	7,093	323	344	48.43	51.57
9	14	2017	5	18	667	9.40	91	7,093	310	357	46.48	53.52
10	6	2017	6	16	667	9.40	92	7,093	339	328	50.82	49.18
6	23	2017	6	18	666	9.39	93	7,093	345	321	51.80	48.20
8	4	2017	6	16	666	9.39	94	7,093	316	350	47.45	52.55
8	2	2017	4	18	664	9.36	95	7,093	335	329	50.45	49.55
11	22	2017	4	17	664	9.36	96	7,093	305	359	45.93	54.07
4	13	2017	5	17	663	9.35	97	7,093	298	365	44.95	55.05
4	14	2017	6	18	663	9.35	98	7,093	299	364	45.10	54.90
6	21	2017	4	17	663	9.35	99	7,093	304	359	45.85	54.15
7	13	2017	5	17	663	9.35	100	7,093	293	370	44.19	55.81
7	14	2017	6	18	663	9.35	101	7,093	326	337	49.17	50.83
9	8	2017	6	17	663	9.35	102	7,093	354	309	53.39	46.61
10	24	2017	3	18	663	9.35	103	7,093	296	367	44.65	55.35
3	31	2017	6	16	662	9.33	104	7,093	373	289	56.34	43.66
8	4	2017	6	18	662	9.33	105	7,093	307	355	46.37	53.63
11	9	2017	5	17	662	9.33	106	7,093	292	370	44.11	55.89
5	26	2017	6	16	661	9.32	107	7,093	361	300	54.61	45.39
3	17	2017	6	18	660	9.30	108	7,093	317	343	48.03	51.97
6	7	2017	4	17	660	9.30	109	7,093	320	340	48.48	51.52
6	9	2017	6	16	659	9.29	110	7,093	353	306	53.57	46.43
6	29	2017	5	18	659	9.29	111	7,093	313	346	47.50	52.50
6	30	2017	6	18	659	9.29	112	7,093	346	313	52.50	47.50
4	21	2017	6	16	658	9.28	113	7,093	311	347	47.26	52.74
7	19	2017	4	18	658	9.28	114	7,093	307	351	46.66	53.34
11	8	2017	4	17	658	9.28	115	7,093	300	358	45.59	54.41
8	11	2017	6	16	657	9.26	116	7,093	328	329	49.92	50.08
9	8	2017	6	18	657	9.26	117	7,093	351	306	53.42	46.58
6	8	2017	5	17	656	9.25	118	7,093	286	370	43.60	56.40

MO	DY	YR	DAY OF WK	HR	HR VOL	PERCENT OF AADT	HOUR NUMBER	AADT	NORTH VOLUME	SOUTH VOLUME	PERCENT NORTH IS OF TOTAL VOLUME	PERCENT SOUTH IS OF TOTAL VOLUME
10	2	2017	2	17	656	9.25	119	7,093	303	353	46.19	53.81
10	24	2017	3	17	655	9.23	120	7,093	272	383	41.53	58.47
10	27	2017	6	16	654	9.22	121	7,093	323	331	49.39	50.61
7	6	2017	5	17	652	9.19	122	7,093	309	343	47.39	52.61
7	21	2017	6	18	652	9.19	123	7,093	301	351	46.17	53.83
8	17	2017	5	18	652	9.19	124	7,093	310	342	47.55	52.45
9	22	2017	6	16	652	9.19	125	7,093	332	320	50.92	49.08
7	20	2017	5	17	651	9.18	126	7,093	303	348	46.54	53.46
7	27	2017	5	18	651	9.18	127	7,093	289	362	44.39	55.61
3	31	2017	6	18	650	9.16	128	7,093	314	336	48.31	51.69
6	6	2017	3	17	650	9.16	129	7,093	289	361	44.46	55.54
8	28	2017	2	17	650	9.16	130	7,093	301	349	46.31	53.69
12	1	2017	6	17	649	9.15	131	7,093	301	348	46.38	53.62
4	19	2017	4	17	648	9.14	132	7,093	304	344	46.91	53.09
3	10	2017	6	16	647	9.12	133	7,093	360	287	55.64	44.36
5	10	2017	4	17	647	9.12	134	7,093	288	359	44.51	55.49
8	16	2017	4	17	647	9.12	135	7,093	327	320	50.54	49.46
10	13	2017	6	16	646	9.11	136	7,093	324	322	50.15	49.85
3	30	2017	5	17	645	9.09	137	7,093	280	365	43.41	56.59
5	2	2017	3	17	645	9.09	138	7,093	284	361	44.03	55.97
10	4	2017	4	18	645	9.09	139	7,093	314	331	48.68	51.32
11	2	2017	5	17	645	9.09	140	7,093	263	382	40.78	59.22
11	17	2017	6	16	645	9.09	141	7,093	345	300	53.49	46.51
4	28	2017	6	16	644	9.08	142	7,093	320	324	49.69	50.31
6	1	2017	5	18	644	9.08	143	7,093	311	333	48.29	51.71
4	14	2017	6	16	643	9.07	144	7,093	328	315	51.01	48.99
5	9	2017	3	17	643	9.07	145	7,093	307	336	47.74	52.26
8	9	2017	4	18	643	9.07	146	7,093	332	311	51.63	48.37
6	27	2017	3	18	642	9.05	147	7,093	320	322	49.84	50.16
10	23	2017	2	17	642	9.05	148	7,093	299	343	46.57	53.43
4	20	2017	5	17	641	9.04	149	7,093	294	347	45.87	54.13
8	16	2017	4	18	641	9.04	150	7,093	333	308	51.95	48.05
9	15	2017	6	16	641	9.04	151	7,093	317	324	49.45	50.55
10	18	2017	4	18	641	9.04	152	7,093	320	321	49.92	50.08
11	16	2017	5	17	641	9.04	153	7,093	296	345	46.18	53.82
8	4	2017	6	14	640	9.02	154	7,093	315	325	49.22	50.78
5	4	2017	5	17	639	9.01	155	7,093	300	339	46.95	53.05
7	18	2017	3	17	639	9.01	156	7,093	305	334	47.73	52.27
12	5	2017	3	17	639	9.01	157	7,093	274	365	42.88	57.12
5	17	2017	4	18	638	8.99	158	7,093	311	327	48.75	51.25
7	31	2017	2	17	638	8.99	159	7,093	324	314	50.78	49.22
10	12	2017	5	18	638	8.99	160	7,093	299	339	46.87	53.13
3	9	2017	5	17	637	8.98	161	7,093	287	350	45.05	54.95
6	5	2017	2	18	637	8.98	162	7,093	331	306	51.96	48.04
6	12	2017	2	17	637	8.98	163	7,093	302	335	47.41	52.59
10	13	2017	6	15	637	8.98	164	7,093	311	326	48.82	51.18
7	17	2017	2	17	636	8.97	165	7,093	291	345	45.75	54.25
7	21	2017	6	16	636	8.97	166	7,093	295	341	46.38	53.62
5	18	2017	5	17	635	8.95	167	7,093	291	344	45.83	54.17
5	25	2017	5	17	635	8.95	168	7,093	321	314	50.55	49.45
7	12	2017	4	17	635	8.95	169	7,093	285	350	44.88	55.12

MO	DY	YR	DAY OF WK	HR	HR VOL	PERCENT OF AADT	HOUR NUMBER	AADT	NORTH VOLUME	SOUTH VOLUME	PERCENT NORTH IS OF TOTAL VOLUME	PERCENT SOUTH IS OF TOTAL VOLUME
9	20	2017	4	17	635	8.95	170	7,093	277	358	43.62	56.38
12	1	2017	6	18	635	8.95	171	7,093	303	332	47.72	52.28
3	24	2017	6	16	634	8.94	172	7,093	311	323	49.05	50.95
4	28	2017	6	18	634	8.94	173	7,093	327	307	51.58	48.42
6	14	2017	4	17	634	8.94	174	7,093	295	339	46.53	53.47
7	20	2017	5	18	634	8.94	175	7,093	299	335	47.16	52.84
7	28	2017	6	15	634	8.94	176	7,093	335	299	52.84	47.16
8	31	2017	5	17	634	8.94	177	7,093	301	333	47.48	52.52
4	3	2017	2	17	633	8.92	178	7,093	289	344	45.66	54.34
6	23	2017	6	16	633	8.92	179	7,093	329	304	51.97	48.03
9	28	2017	5	18	633	8.92	180	7,093	309	324	48.82	51.18
10	11	2017	4	17	633	8.92	181	7,093	289	344	45.66	54.34
10	23	2017	2	18	633	8.92	182	7,093	277	356	43.76	56.24
3	10	2017	6	18	632	8.91	183	7,093	323	309	51.11	48.89
6	15	2017	5	18	632	8.91	184	7,093	306	326	48.42	51.58
8	8	2017	3	18	632	8.91	185	7,093	299	333	47.31	52.69
9	13	2017	4	16	632	8.91	186	7,093	308	324	48.73	51.27
10	25	2017	4	18	632	8.91	187	7,093	309	323	48.89	51.11
4	11	2017	3	17	631	8.90	188	7,093	292	339	46.28	53.72
7	27	2017	5	17	631	8.90	189	7,093	284	347	45.01	54.99
8	22	2017	3	18	631	8.90	190	7,093	298	333	47.23	52.77
12	14	2017	5	17	631	8.90	191	7,093	293	338	46.43	53.57
2	24	2017	6	18	630	8.88	192	7,093	282	348	44.76	55.24
6	8	2017	5	18	630	8.88	193	7,093	318	312	50.48	49.52
8	11	2017	6	15	630	8.88	194	7,093	297	333	47.14	52.86
10	19	2017	5	18	630	8.88	195	7,093	329	301	52.22	47.78
3	3	2017	6	17	628	8.85	196	7,093	332	296	52.87	47.13
5	3	2017	4	17	628	8.85	197	7,093	288	340	45.86	54.14
7	19	2017	4	17	628	8.85	198	7,093	298	330	47.45	52.55
8	22	2017	3	17	628	8.85	199	7,093	293	335	46.66	53.34
9	1	2017	6	16	627	8.84	200	7,093	338	289	53.91	46.09



**AADT= 41,523      K 30 FACTOR= 9.24      K 100 FACTOR= 8.93      K 200 FACTOR= 8.69      D 30 FACTOR= 58.31**



MO	DY	YR	DAY OF WK	HR	HR VOL	PERCENT OF AADT	HOUR NUMBER	AADT	EAST VOLUME	WEST VOLUME	PERCENT EAST IS OF TOTAL VOLUME	PERCENT WEST IS OF TOTAL VOLUME
3	3	2017	6	17	3,972	9.57	1	41,523	2,339	1,633	58.89	41.11
10	13	2017	6	17	3,960	9.54	2	41,523	2,309	1,651	58.31	41.69
3	10	2017	6	17	3,958	9.53	3	41,523	2,343	1,615	59.20	40.80
3	3	2017	6	16	3,957	9.53	4	41,523	2,237	1,720	56.53	43.47
10	13	2017	6	16	3,957	9.53	5	41,523	2,330	1,627	58.88	41.12
3	10	2017	6	16	3,943	9.50	6	41,523	2,244	1,699	56.91	43.09
12	1	2017	6	16	3,941	9.49	7	41,523	2,290	1,651	58.11	41.89
3	17	2017	6	16	3,938	9.48	8	41,523	2,268	1,670	57.59	42.41
3	31	2017	6	17	3,925	9.45	9	41,523	2,357	1,568	60.05	39.95
5	5	2017	6	16	3,909	9.41	10	41,523	2,265	1,644	57.94	42.06
11	10	2017	6	15	3,902	9.40	11	41,523	2,131	1,771	54.61	45.39
12	8	2017	6	16	3,899	9.39	12	41,523	2,167	1,732	55.58	44.42
2	24	2017	6	17	3,896	9.38	13	41,523	2,257	1,639	57.93	42.07
12	8	2017	6	17	3,890	9.37	14	41,523	2,212	1,678	56.86	43.14
12	1	2017	6	17	3,884	9.35	15	41,523	2,288	1,596	58.91	41.09
11	17	2017	6	16	3,876	9.33	16	41,523	2,202	1,674	56.81	43.19

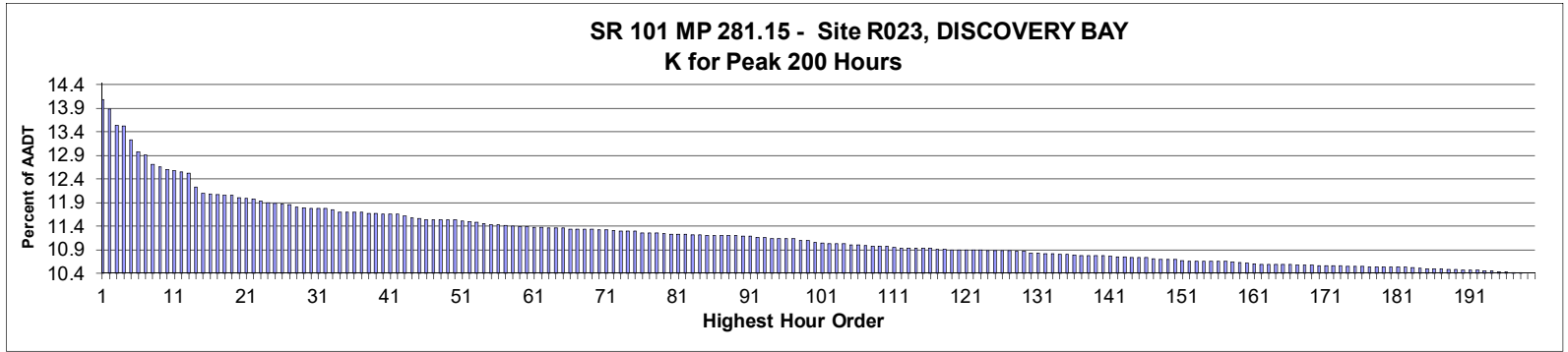
MO	DY	YR	DAY OF WK	HR	HR VOL	PERCENT OF AADT	HOUR NUMBER	AADT	EAST VOLUME	WEST VOLUME	PERCENT EAST IS OF TOTAL VOLUME	PERCENT WEST IS OF TOTAL VOLUME
12	22	2017	6	16	3,872	9.32	17	41,523	2,274	1,598	58.73	41.27
5	5	2017	6	17	3,871	9.32	18	41,523	2,310	1,561	59.67	40.33
12	21	2017	5	16	3,866	9.31	19	41,523	2,245	1,621	58.07	41.93
4	7	2017	6	17	3,865	9.31	20	41,523	2,247	1,618	58.14	41.86
4	21	2017	6	17	3,864	9.31	21	41,523	2,251	1,613	58.26	41.74
12	21	2017	5	15	3,860	9.30	22	41,523	2,168	1,692	56.17	43.83
3	3	2017	6	15	3,855	9.28	23	41,523	2,099	1,756	54.45	45.55
12	22	2017	6	13	3,852	9.28	24	41,523	2,154	1,698	55.92	44.08
3	24	2017	6	16	3,851	9.27	25	41,523	2,247	1,604	58.35	41.65
10	6	2017	6	17	3,841	9.25	26	41,523	2,275	1,566	59.23	40.77
2	17	2017	6	17	3,839	9.25	27	41,523	2,232	1,607	58.14	41.86
4	14	2017	6	17	3,838	9.24	28	41,523	2,308	1,530	60.14	39.86
10	6	2017	6	16	3,836	9.24	29	41,523	2,223	1,613	57.95	42.05
3	31	2017	6	16	3,835	9.24	30	41,523	2,236	1,599	58.31	41.69
3	10	2017	6	18	3,832	9.23	31	41,523	2,202	1,630	57.46	42.54
12	22	2017	6	14	3,831	9.23	32	41,523	2,199	1,632	57.40	42.60
1	20	2017	6	16	3,830	9.22	33	41,523	2,201	1,629	57.47	42.53
2	24	2017	6	18	3,827	9.22	34	41,523	2,211	1,616	57.77	42.23
12	21	2017	5	17	3,820	9.20	35	41,523	2,246	1,574	58.80	41.20
2	24	2017	6	16	3,818	9.19	36	41,523	2,157	1,661	56.50	43.50
4	7	2017	6	16	3,816	9.19	37	41,523	2,258	1,558	59.17	40.83
4	7	2017	6	15	3,815	9.19	38	41,523	2,069	1,746	54.23	45.77
12	18	2017	2	16	3,815	9.19	39	41,523	2,194	1,621	57.51	42.49
12	20	2017	4	17	3,813	9.18	40	41,523	2,269	1,544	59.51	40.49
1	27	2017	6	16	3,811	9.18	41	41,523	2,225	1,586	58.38	41.62
2	14	2017	3	17	3,811	9.18	42	41,523	2,276	1,535	59.72	40.28
4	28	2017	6	16	3,811	9.18	43	41,523	2,218	1,593	58.20	41.80
11	10	2017	6	16	3,806	9.17	44	41,523	2,088	1,718	54.86	45.14
12	1	2017	6	18	3,806	9.17	45	41,523	2,185	1,621	57.41	42.59
12	8	2017	6	15	3,806	9.17	46	41,523	2,130	1,676	55.96	44.04
2	10	2017	6	17	3,805	9.16	47	41,523	2,245	1,560	59.00	41.00
2	17	2017	6	16	3,797	9.14	48	41,523	2,179	1,618	57.39	42.61
12	18	2017	2	17	3,796	9.14	49	41,523	2,218	1,578	58.43	41.57
3	24	2017	6	17	3,791	9.13	50	41,523	2,182	1,609	57.56	42.44
12	20	2017	4	16	3,790	9.13	51	41,523	2,177	1,613	57.44	42.56
2	10	2017	6	18	3,788	9.12	52	41,523	2,230	1,558	58.87	41.13
10	27	2017	6	17	3,788	9.12	53	41,523	2,268	1,520	59.87	40.13
11	10	2017	6	17	3,788	9.12	54	41,523	2,117	1,671	55.89	44.11
11	3	2017	6	16	3,787	9.12	55	41,523	2,226	1,561	58.78	41.22
9	1	2017	6	16	3,785	9.12	56	41,523	2,140	1,645	56.54	43.46
10	20	2017	6	17	3,783	9.11	57	41,523	2,185	1,598	57.76	42.24
4	21	2017	6	16	3,782	9.11	58	41,523	2,167	1,615	57.30	42.70
12	21	2017	5	14	3,780	9.10	59	41,523	2,076	1,704	54.92	45.08
12	22	2017	6	15	3,779	9.10	60	41,523	2,172	1,607	57.48	42.52
11	9	2017	5	17	3,776	9.09	61	41,523	2,217	1,559	58.71	41.29
5	5	2017	6	18	3,769	9.08	62	41,523	2,246	1,523	59.59	40.41
12	1	2017	6	15	3,769	9.08	63	41,523	2,068	1,701	54.87	45.13
3	1	2017	4	17	3,767	9.07	64	41,523	2,239	1,528	59.44	40.56
1	20	2017	6	17	3,761	9.06	65	41,523	2,235	1,526	59.43	40.57
3	10	2017	6	15	3,750	9.03	66	41,523	2,109	1,641	56.24	43.76
11	10	2017	6	14	3,750	9.03	67	41,523	2,071	1,679	55.23	44.77

MO	DY	YR	DAY OF WK	HR	HR VOL	PERCENT OF AADT	HOUR NUMBER	AADT	EAST VOLUME	WEST VOLUME	PERCENT EAST IS OF TOTAL VOLUME	PERCENT WEST IS OF TOTAL VOLUME
2	10	2017	6	16	3,749	9.03	68	41,523	2,166	1,583	57.78	42.22
3	2	2017	5	17	3,749	9.03	69	41,523	2,241	1,508	59.78	40.22
11	17	2017	6	17	3,749	9.03	70	41,523	2,174	1,575	57.99	42.01
12	19	2017	3	17	3,747	9.02	71	41,523	2,191	1,556	58.47	41.53
3	24	2017	6	15	3,746	9.02	72	41,523	2,076	1,670	55.42	44.58
4	14	2017	6	16	3,742	9.01	73	41,523	2,179	1,563	58.23	41.77
12	4	2017	2	17	3,740	9.01	74	41,523	2,274	1,466	60.80	39.20
12	13	2017	4	16	3,739	9.00	75	41,523	2,147	1,592	57.42	42.58
12	20	2017	4	15	3,738	9.00	76	41,523	2,020	1,718	54.04	45.96
5	12	2017	6	17	3,737	9.00	77	41,523	2,198	1,539	58.82	41.18
1	27	2017	6	17	3,735	9.00	78	41,523	2,182	1,553	58.42	41.58
12	19	2017	3	16	3,734	8.99	79	41,523	2,166	1,568	58.01	41.99
2	14	2017	3	16	3,732	8.99	80	41,523	2,160	1,572	57.88	42.12
2	23	2017	5	17	3,731	8.99	81	41,523	2,188	1,543	58.64	41.36
2	23	2017	5	18	3,731	8.99	82	41,523	2,196	1,535	58.86	41.14
10	27	2017	6	16	3,731	8.99	83	41,523	2,151	1,580	57.65	42.35
11	3	2017	6	17	3,731	8.99	84	41,523	2,159	1,572	57.87	42.13
2	24	2017	6	15	3,730	8.98	85	41,523	2,137	1,593	57.29	42.71
9	1	2017	6	15	3,730	8.98	86	41,523	2,054	1,676	55.07	44.93
12	6	2017	4	17	3,730	8.98	87	41,523	2,211	1,519	59.28	40.72
3	3	2017	6	18	3,723	8.97	88	41,523	2,153	1,570	57.83	42.17
3	4	2017	7	17	3,723	8.97	89	41,523	2,071	1,652	55.63	44.37
4	7	2017	6	18	3,723	8.97	90	41,523	2,181	1,542	58.58	41.42
6	2	2017	6	16	3,723	8.97	91	41,523	2,043	1,680	54.88	45.12
3	16	2017	5	17	3,719	8.96	92	41,523	2,193	1,526	58.97	41.03
3	31	2017	6	18	3,719	8.96	93	41,523	2,219	1,500	59.67	40.33
12	13	2017	4	17	3,719	8.96	94	41,523	2,189	1,530	58.86	41.14
4	28	2017	6	17	3,718	8.95	95	41,523	2,196	1,522	59.06	40.94
9	29	2017	6	17	3,714	8.94	96	41,523	2,216	1,498	59.67	40.33
11	10	2017	6	13	3,714	8.94	97	41,523	2,115	1,599	56.95	43.05
12	7	2017	5	17	3,714	8.94	98	41,523	2,239	1,475	60.29	39.71
11	22	2017	4	16	3,709	8.93	99	41,523	2,158	1,551	58.18	41.82
10	19	2017	5	17	3,708	8.93	100	41,523	2,230	1,478	60.14	39.86
12	1	2017	6	13	3,708	8.93	101	41,523	2,101	1,607	56.66	43.34
3	4	2017	7	15	3,706	8.93	102	41,523	2,009	1,697	54.21	45.79
9	22	2017	6	16	3,705	8.92	103	41,523	2,056	1,649	55.49	44.51
3	31	2017	6	14	3,702	8.92	104	41,523	1,977	1,725	53.40	46.60
12	18	2017	2	15	3,701	8.91	105	41,523	2,007	1,694	54.23	45.77
1	6	2017	6	17	3,699	8.91	106	41,523	2,177	1,522	58.85	41.15
3	2	2017	5	16	3,699	8.91	107	41,523	2,148	1,551	58.07	41.93
12	20	2017	4	14	3,699	8.91	108	41,523	2,011	1,688	54.37	45.63
10	26	2017	5	17	3,698	8.91	109	41,523	2,218	1,480	59.98	40.02
10	20	2017	6	16	3,697	8.90	110	41,523	2,183	1,514	59.05	40.95
11	17	2017	6	15	3,697	8.90	111	41,523	2,105	1,592	56.94	43.06
4	20	2017	5	17	3,696	8.90	112	41,523	2,270	1,426	61.42	38.58
3	3	2017	6	13	3,693	8.89	113	41,523	2,082	1,611	56.38	43.62
9	15	2017	6	15	3,693	8.89	114	41,523	2,063	1,630	55.86	44.14
4	20	2017	5	18	3,692	8.89	115	41,523	2,204	1,488	59.70	40.30
9	29	2017	6	16	3,690	8.89	116	41,523	2,088	1,602	56.59	43.41
4	14	2017	6	15	3,685	8.87	117	41,523	2,031	1,654	55.12	44.88
11	8	2017	4	17	3,684	8.87	118	41,523	2,238	1,446	60.75	39.25

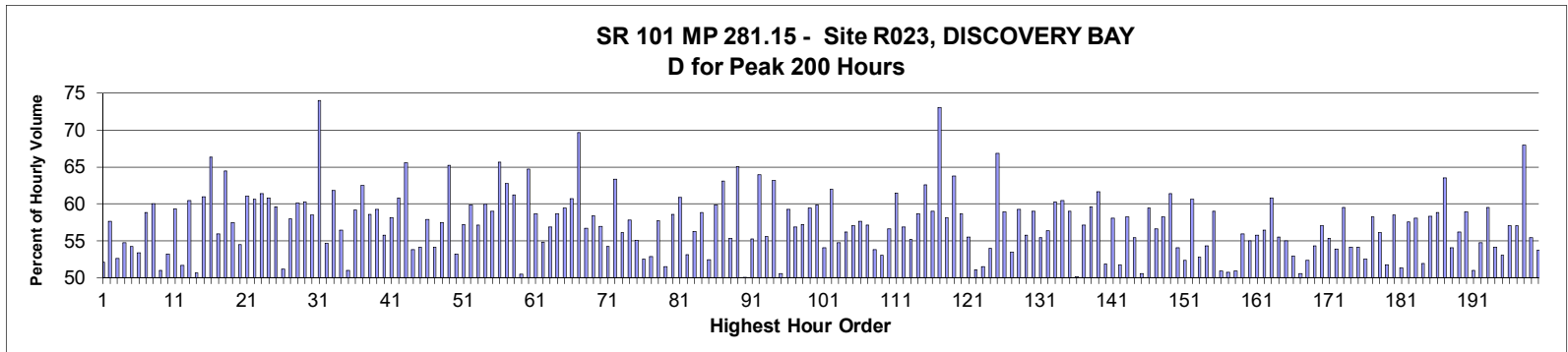
MO	DY	YR	DAY OF WK	HR	HR VOL	PERCENT OF AADT	HOUR NUMBER	AADT	EAST VOLUME	WEST VOLUME	PERCENT EAST IS OF TOTAL VOLUME	PERCENT WEST IS OF TOTAL VOLUME
12	1	2017	6	14	3,683	8.87	119	41,523	2,029	1,654	55.09	44.91
3	24	2017	6	18	3,682	8.87	120	41,523	2,157	1,525	58.58	41.42
3	16	2017	5	16	3,679	8.86	121	41,523	2,119	1,560	57.60	42.40
9	8	2017	6	17	3,679	8.86	122	41,523	2,153	1,526	58.52	41.48
2	17	2017	6	15	3,675	8.85	123	41,523	2,009	1,666	54.67	45.33
4	26	2017	4	17	3,674	8.85	124	41,523	2,167	1,507	58.98	41.02
8	29	2017	3	17	3,674	8.85	125	41,523	2,172	1,502	59.12	40.88
12	14	2017	5	17	3,674	8.85	126	41,523	2,145	1,529	58.38	41.62
6	9	2017	6	17	3,672	8.84	127	41,523	2,112	1,560	57.52	42.48
2	17	2017	6	18	3,670	8.84	128	41,523	2,165	1,505	58.99	41.01
4	13	2017	5	17	3,670	8.84	129	41,523	2,227	1,443	60.68	39.32
3	31	2017	6	15	3,669	8.84	130	41,523	2,009	1,660	54.76	45.24
3	24	2017	6	14	3,666	8.83	131	41,523	1,978	1,688	53.96	46.04
2	13	2017	2	17	3,665	8.83	132	41,523	2,171	1,494	59.24	40.76
3	17	2017	6	17	3,662	8.82	133	41,523	2,101	1,561	57.37	42.63
9	29	2017	6	15	3,661	8.82	134	41,523	2,034	1,627	55.56	44.44
11	21	2017	3	16	3,661	8.82	135	41,523	2,148	1,513	58.67	41.33
5	5	2017	6	15	3,660	8.81	136	41,523	2,064	1,596	56.39	43.61
12	21	2017	5	13	3,660	8.81	137	41,523	2,027	1,633	55.38	44.62
2	2	2017	5	17	3,659	8.81	138	41,523	2,139	1,520	58.46	41.54
12	20	2017	4	18	3,659	8.81	139	41,523	2,197	1,462	60.04	39.96
12	18	2017	2	13	3,658	8.81	140	41,523	2,023	1,635	55.30	44.70
3	23	2017	5	17	3,657	8.81	141	41,523	2,240	1,417	61.25	38.75
4	21	2017	6	18	3,657	8.81	142	41,523	2,228	1,429	60.92	39.08
10	24	2017	3	18	3,657	8.81	143	41,523	2,142	1,515	58.57	41.43
1	13	2017	6	16	3,651	8.79	144	41,523	2,132	1,519	58.39	41.61
3	1	2017	4	18	3,651	8.79	145	41,523	2,183	1,468	59.79	40.21
9	15	2017	6	17	3,651	8.79	146	41,523	2,114	1,537	57.90	42.10
3	3	2017	6	14	3,650	8.79	147	41,523	1,957	1,693	53.62	46.38
9	1	2017	6	17	3,649	8.79	148	41,523	2,119	1,530	58.07	41.93
10	24	2017	3	17	3,648	8.79	149	41,523	2,305	1,343	63.19	36.81
6	9	2017	6	16	3,647	8.78	150	41,523	2,045	1,602	56.07	43.93
12	4	2017	2	16	3,647	8.78	151	41,523	2,114	1,533	57.97	42.03
3	4	2017	7	14	3,646	8.78	152	41,523	2,002	1,644	54.91	45.09
4	6	2017	5	17	3,646	8.78	153	41,523	2,161	1,485	59.27	40.73
12	21	2017	5	18	3,646	8.78	154	41,523	2,203	1,443	60.42	39.58
2	25	2017	7	13	3,643	8.77	155	41,523	2,065	1,578	56.68	43.32
12	5	2017	3	16	3,642	8.77	156	41,523	2,134	1,508	58.59	41.41
5	19	2017	6	17	3,641	8.77	157	41,523	2,182	1,459	59.93	40.07
5	12	2017	6	16	3,635	8.75	158	41,523	2,094	1,541	57.61	42.39
5	12	2017	6	18	3,635	8.75	159	41,523	2,195	1,440	60.39	39.61
3	1	2017	4	16	3,634	8.75	160	41,523	2,039	1,595	56.11	43.89
3	2	2017	5	18	3,633	8.75	161	41,523	2,220	1,413	61.11	38.89
4	3	2017	2	16	3,633	8.75	162	41,523	2,082	1,551	57.31	42.69
4	21	2017	6	15	3,633	8.75	163	41,523	1,998	1,635	55.00	45.00
10	6	2017	6	18	3,633	8.75	164	41,523	2,137	1,496	58.82	41.18
11	30	2017	5	17	3,632	8.75	165	41,523	2,201	1,431	60.60	39.40
2	14	2017	3	18	3,631	8.74	166	41,523	2,227	1,404	61.33	38.67
3	17	2017	6	18	3,631	8.74	167	41,523	2,125	1,506	58.52	41.48
2	23	2017	5	16	3,629	8.74	168	41,523	2,071	1,558	57.07	42.93
2	25	2017	7	15	3,629	8.74	169	41,523	1,954	1,675	53.84	46.16

MO	DY	YR	DAY OF WK	HR	HR VOL	PERCENT OF AADT	HOUR NUMBER	AADT	EAST VOLUME	WEST VOLUME	PERCENT EAST IS OF TOTAL VOLUME	PERCENT WEST IS OF TOTAL VOLUME
11	2	2017	5	17	3,629	8.74	170	41,523	2,294	1,335	63.21	36.79
1	13	2017	6	17	3,627	8.73	171	41,523	2,175	1,452	59.97	40.03
3	11	2017	7	15	3,627	8.73	172	41,523	2,058	1,569	56.74	43.26
10	20	2017	6	15	3,627	8.73	173	41,523	2,051	1,576	56.55	43.45
2	28	2017	3	18	3,626	8.73	174	41,523	2,193	1,433	60.48	39.52
9	8	2017	6	16	3,626	8.73	175	41,523	2,113	1,513	58.27	41.73
2	22	2017	4	17	3,624	8.73	176	41,523	2,206	1,418	60.87	39.13
3	4	2017	7	13	3,624	8.73	177	41,523	2,067	1,557	57.04	42.96
12	7	2017	5	16	3,624	8.73	178	41,523	2,121	1,503	58.53	41.47
11	3	2017	6	18	3,623	8.73	179	41,523	2,149	1,474	59.32	40.68
10	7	2017	7	14	3,622	8.72	180	41,523	1,942	1,680	53.62	46.38
4	14	2017	6	13	3,621	8.72	181	41,523	2,031	1,590	56.09	43.91
10	27	2017	6	18	3,621	8.72	182	41,523	2,152	1,469	59.43	40.57
12	6	2017	4	16	3,621	8.72	183	41,523	2,095	1,526	57.86	42.14
3	22	2017	4	17	3,617	8.71	184	41,523	2,164	1,453	59.83	40.17
4	12	2017	4	16	3,617	8.71	185	41,523	2,069	1,548	57.20	42.80
8	30	2017	4	17	3,617	8.71	186	41,523	2,143	1,474	59.25	40.75
11	15	2017	4	17	3,617	8.71	187	41,523	2,164	1,453	59.83	40.17
4	5	2017	4	17	3,615	8.71	188	41,523	2,174	1,441	60.14	39.86
8	25	2017	6	17	3,615	8.71	189	41,523	2,096	1,519	57.98	42.02
2	10	2017	6	15	3,614	8.70	190	41,523	2,053	1,561	56.81	43.19
3	8	2017	4	16	3,614	8.70	191	41,523	2,057	1,557	56.92	43.08
4	13	2017	5	16	3,614	8.70	192	41,523	2,078	1,536	57.50	42.50
9	15	2017	6	16	3,613	8.70	193	41,523	2,123	1,490	58.76	41.24
4	12	2017	4	18	3,612	8.70	194	41,523	2,218	1,394	61.41	38.59
4	26	2017	4	18	3,612	8.70	195	41,523	2,185	1,427	60.49	39.51
11	22	2017	4	15	3,612	8.70	196	41,523	2,062	1,550	57.09	42.91
12	19	2017	3	18	3,612	8.70	197	41,523	2,159	1,453	59.77	40.23
12	14	2017	5	16	3,610	8.69	198	41,523	2,075	1,535	57.48	42.52
3	31	2017	6	13	3,608	8.69	199	41,523	1,980	1,628	54.88	45.12
11	14	2017	3	17	3,608	8.69	200	41,523	2,081	1,527	57.68	42.32





**AADT= 12,980      K 30 FACTOR= 11.74      K 100 FACTOR= 11.02      K 200 FACTOR= 10.36      D 30 FACTOR= 58.46**



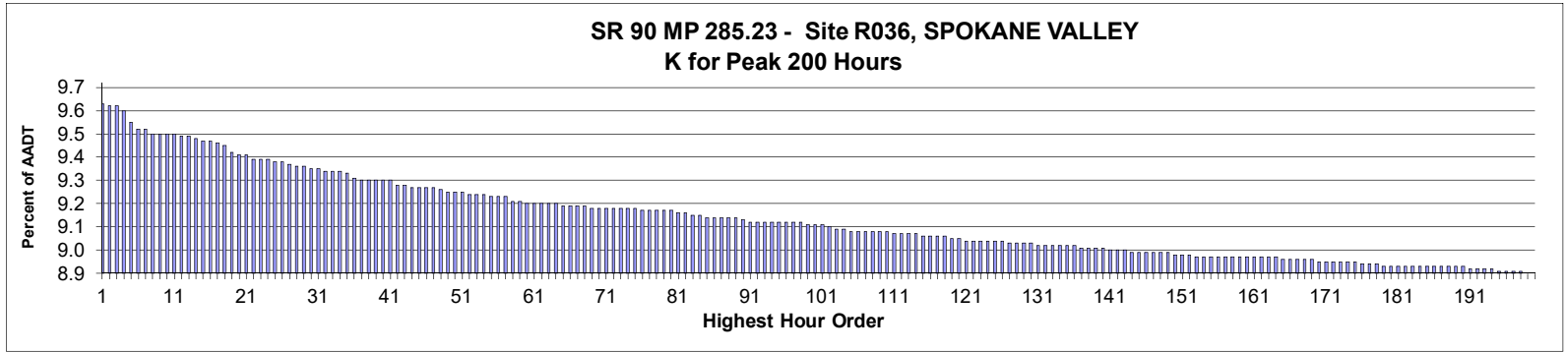
MO	DY	YR	DAY OF WK	HR	HR VOL	PERCENT OF AADT	HOUR NUMBER	AADT	NORTH VOLUME	SOUTH VOLUME	PERCENT NORTH IS OF TOTAL VOLUME	PERCENT SOUTH IS OF TOTAL VOLUME
7	23	2017	1	14	1,824	14.05	1	12,980	951	873	52.14	47.86
7	23	2017	1	12	1,796	13.84	2	12,980	1,035	761	57.63	42.37
7	21	2017	6	16	1,752	13.50	3	12,980	921	831	52.57	47.43
7	23	2017	1	13	1,750	13.48	4	12,980	958	792	54.74	45.26
7	22	2017	7	17	1,712	13.19	5	12,980	784	928	45.79	54.21
7	23	2017	1	15	1,679	12.94	6	12,980	783	896	46.63	53.37
8	6	2017	1	14	1,670	12.87	7	12,980	687	983	41.14	58.86
7	22	2017	7	18	1,645	12.67	8	12,980	658	987	40.00	60.00
7	21	2017	6	17	1,638	12.62	9	12,980	803	835	49.02	50.98
7	21	2017	6	18	1,631	12.57	10	12,980	763	868	46.78	53.22
7	23	2017	1	16	1,628	12.54	11	12,980	662	966	40.66	59.34
7	30	2017	1	13	1,624	12.51	12	12,980	785	839	48.34	51.66
7	29	2017	7	12	1,620	12.48	13	12,980	980	640	60.49	39.51
7	22	2017	7	16	1,582	12.19	14	12,980	801	781	50.63	49.37
7	30	2017	1	16	1,564	12.05	15	12,980	611	953	39.07	60.93
7	23	2017	1	18	1,563	12.04	16	12,980	526	1,037	33.65	66.35

MO	DY	YR	DAY OF WK	HR	HR VOL	PERCENT OF AADT	HOUR NUMBER	AADT	NORTH VOLUME	SOUTH VOLUME	PERCENT NORTH IS OF TOTAL VOLUME	PERCENT SOUTH IS OF TOTAL VOLUME
8	6	2017	1	16	1,562	12.03	17	12,980	688	874	44.05	55.95
7	21	2017	6	11	1,560	12.02	18	12,980	1,005	555	64.42	35.58
7	30	2017	1	15	1,559	12.01	19	12,980	663	896	42.53	57.47
7	22	2017	7	12	1,552	11.96	20	12,980	846	706	54.51	45.49
7	30	2017	1	14	1,551	11.95	21	12,980	604	947	38.94	61.06
8	12	2017	7	12	1,550	11.94	22	12,980	940	610	60.65	39.35
9	2	2017	7	12	1,545	11.90	23	12,980	949	596	61.42	38.58
8	4	2017	6	16	1,540	11.86	24	12,980	936	604	60.78	39.22
8	12	2017	7	11	1,537	11.84	25	12,980	916	621	59.60	40.40
8	13	2017	1	16	1,536	11.83	26	12,980	786	750	51.17	48.83
8	27	2017	1	16	1,533	11.81	27	12,980	644	889	42.01	57.99
7	28	2017	6	16	1,527	11.76	28	12,980	918	609	60.12	39.88
7	15	2017	7	12	1,525	11.75	29	12,980	919	606	60.26	39.74
8	6	2017	1	15	1,524	11.74	30	12,980	633	891	41.54	58.46
7	22	2017	7	11	1,522	11.73	31	12,980	1,126	396	73.98	26.02
8	19	2017	7	12	1,522	11.73	32	12,980	832	690	54.66	45.34
8	27	2017	1	14	1,520	11.71	33	12,980	581	939	38.22	61.78
8	26	2017	7	12	1,514	11.66	34	12,980	855	659	56.47	43.53
9	3	2017	1	14	1,514	11.66	35	12,980	772	742	50.99	49.01
7	9	2017	1	14	1,512	11.65	36	12,980	617	895	40.81	59.19
7	21	2017	6	12	1,512	11.65	37	12,980	945	567	62.50	37.50
8	20	2017	1	14	1,510	11.63	38	12,980	626	884	41.46	58.54
9	4	2017	2	14	1,509	11.63	39	12,980	615	894	40.76	59.24
7	29	2017	7	15	1,508	11.62	40	12,980	841	667	55.77	44.23
8	5	2017	7	15	1,508	11.62	41	12,980	877	631	58.16	41.84
7	23	2017	1	11	1,507	11.61	42	12,980	916	591	60.78	39.22
6	30	2017	6	16	1,503	11.58	43	12,980	985	518	65.54	34.46
8	6	2017	1	13	1,498	11.54	44	12,980	692	806	46.19	53.81
8	27	2017	1	13	1,495	11.52	45	12,980	685	810	45.82	54.18
7	9	2017	1	15	1,493	11.50	46	12,980	629	864	42.13	57.87
8	27	2017	1	12	1,493	11.50	47	12,980	685	808	45.88	54.12
7	16	2017	1	16	1,492	11.49	48	12,980	634	858	42.49	57.51
5	29	2017	2	14	1,491	11.49	49	12,980	519	972	34.81	65.19
7	22	2017	7	14	1,491	11.49	50	12,980	794	697	53.25	46.75
8	12	2017	7	15	1,489	11.47	51	12,980	852	637	57.22	42.78
9	2	2017	7	14	1,487	11.46	52	12,980	890	597	59.85	40.15
7	22	2017	7	15	1,485	11.44	53	12,980	848	637	57.10	42.90
7	15	2017	7	11	1,482	11.42	54	12,980	888	594	59.92	40.08
8	19	2017	7	11	1,479	11.39	55	12,980	873	606	59.03	40.97
7	23	2017	1	17	1,478	11.39	56	12,980	508	970	34.37	65.63
9	2	2017	7	15	1,476	11.37	57	12,980	926	550	62.74	37.26
8	27	2017	1	18	1,475	11.36	58	12,980	572	903	38.78	61.22
7	21	2017	6	15	1,473	11.35	59	12,980	729	744	49.49	50.51
7	30	2017	1	17	1,473	11.35	60	12,980	520	953	35.30	64.70
8	6	2017	1	17	1,472	11.34	61	12,980	609	863	41.37	58.63
8	20	2017	1	15	1,471	11.33	62	12,980	664	807	45.14	54.86
7	21	2017	6	14	1,469	11.32	63	12,980	835	634	56.84	43.16
7	29	2017	7	14	1,469	11.32	64	12,980	862	607	58.68	41.32
9	1	2017	6	17	1,469	11.32	65	12,980	873	596	59.43	40.57
7	16	2017	1	18	1,467	11.30	66	12,980	577	890	39.33	60.67
7	23	2017	1	19	1,467	11.30	67	12,980	445	1,022	30.33	69.67

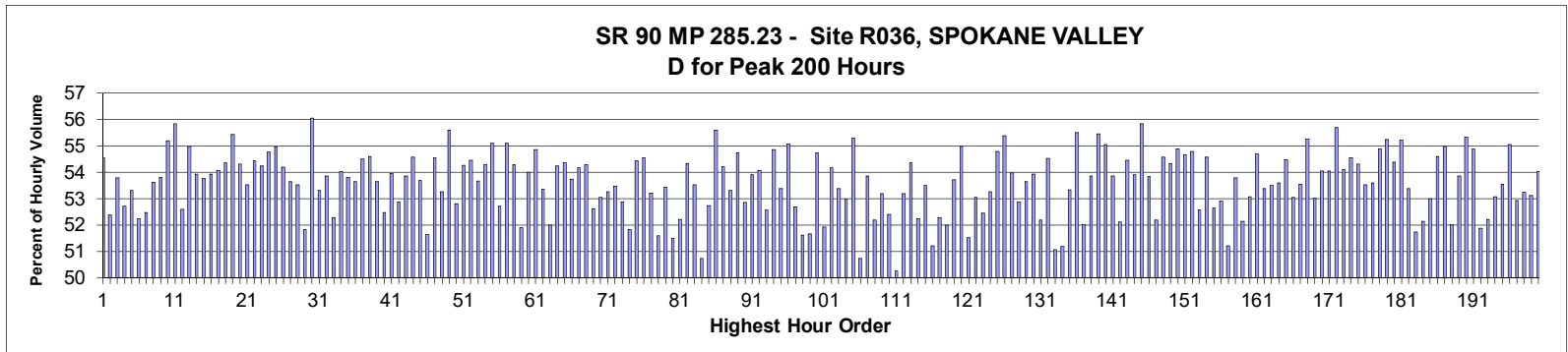
MO	DY	YR	DAY OF WK	HR	HR VOL	PERCENT OF AADT	HOUR NUMBER	AADT	NORTH VOLUME	SOUTH VOLUME	PERCENT NORTH IS OF TOTAL VOLUME	PERCENT SOUTH IS OF TOTAL VOLUME
8	20	2017	1	13	1,467	11.30	68	12,980	635	832	43.29	56.71
8	5	2017	7	12	1,466	11.29	69	12,980	856	610	58.39	41.61
7	16	2017	1	14	1,464	11.28	70	12,980	630	834	43.03	56.97
7	29	2017	7	16	1,464	11.28	71	12,980	794	670	54.23	45.77
5	27	2017	7	16	1,463	11.27	72	12,980	927	536	63.36	36.64
8	26	2017	7	11	1,462	11.26	73	12,980	820	642	56.09	43.91
7	29	2017	7	13	1,461	11.26	74	12,980	844	617	57.77	42.23
9	4	2017	2	12	1,461	11.26	75	12,980	656	805	44.90	55.10
7	2	2017	1	14	1,457	11.22	76	12,980	765	692	52.51	47.49
8	6	2017	1	12	1,457	11.22	77	12,980	687	770	47.15	52.85
8	11	2017	6	15	1,456	11.22	78	12,980	840	616	57.69	42.31
8	26	2017	7	14	1,454	11.20	79	12,980	749	705	51.51	48.49
7	28	2017	6	17	1,453	11.19	80	12,980	851	602	58.57	41.43
9	3	2017	1	18	1,453	11.19	81	12,980	569	884	39.16	60.84
8	18	2017	6	16	1,452	11.19	82	12,980	771	681	53.10	46.90
7	16	2017	1	15	1,451	11.18	83	12,980	634	817	43.69	56.31
9	3	2017	1	12	1,450	11.17	84	12,980	853	597	58.83	41.17
7	16	2017	1	13	1,449	11.16	85	12,980	689	760	47.55	52.45
7	30	2017	1	12	1,449	11.16	86	12,980	581	868	40.10	59.90
10	7	2017	7	12	1,449	11.16	87	12,980	914	535	63.08	36.92
5	21	2017	1	16	1,448	11.16	88	12,980	647	801	44.68	55.32
7	22	2017	7	10	1,448	11.16	89	12,980	942	506	65.06	34.94
5	28	2017	1	15	1,447	11.15	90	12,980	724	723	50.03	49.97
8	13	2017	1	13	1,447	11.15	91	12,980	648	799	44.78	55.22
7	1	2017	7	11	1,444	11.12	92	12,980	923	521	63.92	36.08
8	19	2017	7	15	1,444	11.12	93	12,980	803	641	55.61	44.39
7	1	2017	7	12	1,441	11.10	94	12,980	911	530	63.22	36.78
7	27	2017	5	16	1,441	11.10	95	12,980	729	712	50.59	49.41
8	12	2017	7	13	1,441	11.10	96	12,980	854	587	59.26	40.74
7	14	2017	6	15	1,440	11.09	97	12,980	819	621	56.88	43.13
8	19	2017	7	13	1,436	11.06	98	12,980	822	614	57.24	42.76
7	8	2017	7	12	1,434	11.05	99	12,980	852	582	59.41	40.59
5	27	2017	7	15	1,431	11.02	100	12,980	857	574	59.89	40.11
8	18	2017	6	17	1,428	11.00	101	12,980	772	656	54.06	45.94
7	21	2017	6	13	1,427	10.99	102	12,980	885	542	62.02	37.98
7	28	2017	6	14	1,427	10.99	103	12,980	781	646	54.73	45.27
7	15	2017	7	14	1,426	10.99	104	12,980	801	625	56.17	43.83
5	29	2017	2	13	1,423	10.96	105	12,980	611	812	42.94	57.06
7	28	2017	6	18	1,422	10.96	106	12,980	820	602	57.67	42.33
8	13	2017	1	12	1,421	10.95	107	12,980	609	812	42.86	57.14
7	15	2017	7	17	1,419	10.93	108	12,980	764	655	53.84	46.16
7	16	2017	1	12	1,419	10.93	109	12,980	667	752	47.00	53.00
8	4	2017	6	17	1,419	10.93	110	12,980	803	616	56.59	43.41
9	1	2017	6	16	1,416	10.91	111	12,980	870	546	61.44	38.56
7	14	2017	6	17	1,415	10.90	112	12,980	805	610	56.89	43.11
6	25	2017	1	15	1,414	10.89	113	12,980	634	780	44.84	55.16
8	11	2017	6	16	1,414	10.89	114	12,980	830	584	58.70	41.30
6	30	2017	6	17	1,413	10.89	115	12,980	884	529	62.56	37.44
7	9	2017	1	16	1,413	10.89	116	12,980	579	834	40.98	59.02
7	22	2017	7	19	1,411	10.87	117	12,980	380	1,031	26.93	73.07
8	5	2017	7	13	1,411	10.87	118	12,980	821	590	58.19	41.81

MO	DY	YR	DAY OF WK	HR	HR VOL	PERCENT OF AADT	HOUR NUMBER	AADT	NORTH VOLUME	SOUTH VOLUME	PERCENT NORTH IS OF TOTAL VOLUME	PERCENT SOUTH IS OF TOTAL VOLUME
5	27	2017	7	11	1,410	10.86	119	12,980	899	511	63.76	36.24
7	1	2017	7	17	1,409	10.86	120	12,980	827	582	58.69	41.31
7	8	2017	7	16	1,408	10.85	121	12,980	781	627	55.47	44.53
8	4	2017	6	14	1,408	10.85	122	12,980	719	689	51.07	48.93
8	18	2017	6	14	1,408	10.85	123	12,980	725	683	51.49	48.51
7	2	2017	1	16	1,407	10.84	124	12,980	648	759	46.06	53.94
7	30	2017	1	18	1,407	10.84	125	12,980	466	941	33.12	66.88
8	27	2017	1	15	1,407	10.84	126	12,980	578	829	41.08	58.92
9	3	2017	1	13	1,407	10.84	127	12,980	752	655	53.45	46.55
7	1	2017	7	16	1,406	10.83	128	12,980	833	573	59.25	40.75
7	8	2017	7	14	1,406	10.83	129	12,980	784	622	55.76	44.24
6	30	2017	6	18	1,401	10.79	130	12,980	827	574	59.03	40.97
7	9	2017	1	13	1,401	10.79	131	12,980	624	777	44.54	55.46
7	8	2017	7	11	1,399	10.78	132	12,980	789	610	56.40	43.60
9	2	2017	7	13	1,399	10.78	133	12,980	843	556	60.26	39.74
7	2	2017	1	12	1,397	10.76	134	12,980	845	552	60.49	39.51
5	27	2017	7	17	1,396	10.76	135	12,980	824	572	59.03	40.97
8	5	2017	7	16	1,395	10.75	136	12,980	696	699	49.89	50.11
8	13	2017	1	15	1,394	10.74	137	12,980	598	796	42.90	57.10
9	2	2017	7	16	1,394	10.74	138	12,980	831	563	59.61	40.39
7	1	2017	7	13	1,393	10.73	139	12,980	859	534	61.67	38.33
7	1	2017	7	18	1,393	10.73	140	12,980	722	671	51.83	48.17
7	16	2017	1	17	1,391	10.72	141	12,980	583	808	41.91	58.09
5	28	2017	1	14	1,390	10.71	142	12,980	720	670	51.80	48.20
8	27	2017	1	17	1,390	10.71	143	12,980	581	809	41.80	58.20
9	2	2017	7	17	1,389	10.70	144	12,980	770	619	55.44	44.56
7	2	2017	1	15	1,387	10.69	145	12,980	686	701	49.46	50.54
8	26	2017	7	13	1,387	10.69	146	12,980	824	563	59.41	40.59
8	11	2017	6	17	1,385	10.67	147	12,980	784	601	56.61	43.39
7	14	2017	6	16	1,384	10.66	148	12,980	806	578	58.24	41.76
7	2	2017	1	18	1,383	10.65	149	12,980	534	849	38.61	61.39
5	28	2017	1	16	1,382	10.65	150	12,980	635	747	45.95	54.05
8	20	2017	1	12	1,380	10.63	151	12,980	658	722	47.68	52.32
7	1	2017	7	15	1,379	10.62	152	12,980	836	543	60.62	39.38
7	14	2017	6	18	1,379	10.62	153	12,980	728	651	52.79	47.21
8	11	2017	6	18	1,379	10.62	154	12,980	749	630	54.31	45.69
8	5	2017	7	11	1,378	10.62	155	12,980	813	565	59.00	41.00
8	12	2017	7	14	1,378	10.62	156	12,980	701	677	50.87	49.13
7	18	2017	3	16	1,377	10.61	157	12,980	678	699	49.24	50.76
9	3	2017	1	15	1,376	10.60	158	12,980	676	700	49.13	50.87
10	7	2017	7	14	1,374	10.59	159	12,980	768	606	55.90	44.10
7	3	2017	2	18	1,372	10.57	160	12,980	618	754	45.04	54.96
8	25	2017	6	15	1,371	10.56	161	12,980	765	606	55.80	44.20
6	25	2017	1	16	1,370	10.55	162	12,980	597	773	43.58	56.42
7	7	2017	6	16	1,370	10.55	163	12,980	833	537	60.80	39.20
7	13	2017	5	17	1,369	10.55	164	12,980	760	609	55.51	44.49
8	12	2017	7	17	1,369	10.55	165	12,980	616	753	45.00	55.00
8	25	2017	6	14	1,369	10.55	166	12,980	725	644	52.96	47.04
9	16	2017	7	15	1,368	10.54	167	12,980	692	676	50.58	49.42
7	3	2017	2	14	1,367	10.53	168	12,980	651	716	47.62	52.38
8	7	2017	2	15	1,367	10.53	169	12,980	743	624	54.35	45.65

MO	DY	YR	DAY OF WK	HR	HR VOL	PERCENT OF AADT	HOUR NUMBER	AADT	NORTH VOLUME	SOUTH VOLUME	PERCENT NORTH IS OF TOTAL VOLUME	PERCENT SOUTH IS OF TOTAL VOLUME
8	10	2017	5	12	1,366	10.52	170	12,980	779	587	57.03	42.97
8	4	2017	6	12	1,365	10.52	171	12,980	756	609	55.38	44.62
9	1	2017	6	18	1,365	10.52	172	12,980	735	630	53.85	46.15
9	2	2017	7	11	1,365	10.52	173	12,980	813	552	59.56	40.44
7	7	2017	6	18	1,364	10.51	174	12,980	738	626	54.11	45.89
7	22	2017	7	13	1,364	10.51	175	12,980	739	625	54.18	45.82
8	26	2017	7	15	1,364	10.51	176	12,980	716	648	52.49	47.51
8	14	2017	2	16	1,363	10.50	177	12,980	794	569	58.25	41.75
9	3	2017	1	16	1,363	10.50	178	12,980	598	765	43.87	56.13
7	15	2017	7	15	1,362	10.49	179	12,980	705	657	51.76	48.24
8	10	2017	5	16	1,362	10.49	180	12,980	797	565	58.52	41.48
8	12	2017	7	16	1,361	10.49	181	12,980	699	662	51.36	48.64
8	25	2017	6	16	1,361	10.49	182	12,980	783	578	57.53	42.47
8	8	2017	3	16	1,360	10.48	183	12,980	790	570	58.09	41.91
8	18	2017	6	15	1,359	10.47	184	12,980	706	653	51.95	48.05
5	27	2017	7	14	1,357	10.45	185	12,980	792	565	58.36	41.64
8	12	2017	7	18	1,357	10.45	186	12,980	559	798	41.19	58.81
6	4	2017	1	14	1,356	10.45	187	12,980	495	861	36.50	63.50
7	7	2017	6	14	1,355	10.44	188	12,980	733	622	54.10	45.90
7	26	2017	4	16	1,355	10.44	189	12,980	761	594	56.16	43.84
5	26	2017	6	17	1,354	10.43	190	12,980	798	556	58.94	41.06
7	5	2017	4	14	1,354	10.43	191	12,980	663	691	48.97	51.03
7	7	2017	6	15	1,354	10.43	192	12,980	741	613	54.73	45.27
7	18	2017	3	15	1,353	10.42	193	12,980	548	805	40.50	59.50
8	11	2017	6	11	1,351	10.41	194	12,980	731	620	54.11	45.89
8	4	2017	6	15	1,349	10.39	195	12,980	715	634	53.00	47.00
8	20	2017	1	16	1,348	10.39	196	12,980	579	769	42.95	57.05
8	2	2017	4	15	1,347	10.38	197	12,980	768	579	57.02	42.98
5	28	2017	1	18	1,346	10.37	198	12,980	431	915	32.02	67.98
8	3	2017	5	15	1,345	10.36	199	12,980	746	599	55.46	44.54
8	9	2017	4	14	1,345	10.36	200	12,980	622	723	46.25	53.75



**AADT= 121,715      K 30 FACTOR= 9.33      K 100 FACTOR= 9.09      K 200 FACTOR= 8.88      D 30 FACTOR= 56.06**



MO	DY	YR	DAY OF WK	HR	HR VOL	PERCENT OF AADT	HOUR NUMBER	AADT	EAST VOLUME	WEST VOLUME	PERCENT EAST IS OF TOTAL VOLUME	PERCENT WEST IS OF TOTAL VOLUME
3	22	2017	4	17	11,697	9.61	1	121,715	6,382	5,315	54.56	45.44
3	3	2017	6	17	11,690	9.60	2	121,715	6,122	5,568	52.37	47.63
4	21	2017	6	17	11,684	9.60	3	121,715	6,285	5,399	53.79	46.21
2	24	2017	6	17	11,655	9.58	4	121,715	6,143	5,512	52.71	47.29
9	22	2017	6	17	11,599	9.53	5	121,715	6,182	5,417	53.30	46.70
3	23	2017	5	17	11,565	9.50	6	121,715	6,040	5,525	52.23	47.77
3	17	2017	6	17	11,560	9.50	7	121,715	6,066	5,494	52.47	47.53
4	19	2017	4	17	11,544	9.48	8	121,715	6,190	5,354	53.62	46.38
3	16	2017	5	17	11,541	9.48	9	121,715	6,210	5,331	53.81	46.19
4	26	2017	4	17	11,541	9.48	10	121,715	6,369	5,172	55.19	44.81
9	21	2017	5	17	11,536	9.48	11	121,715	6,440	5,096	55.83	44.17
9	15	2017	6	17	11,528	9.47	12	121,715	6,063	5,465	52.59	47.41
9	14	2017	5	17	11,523	9.47	13	121,715	6,337	5,186	54.99	45.01
4	20	2017	5	17	11,512	9.46	14	121,715	6,209	5,303	53.94	46.06
4	14	2017	6	17	11,502	9.45	15	121,715	6,185	5,317	53.77	46.23
8	23	2017	4	17	11,498	9.45	16	121,715	6,201	5,297	53.93	46.07

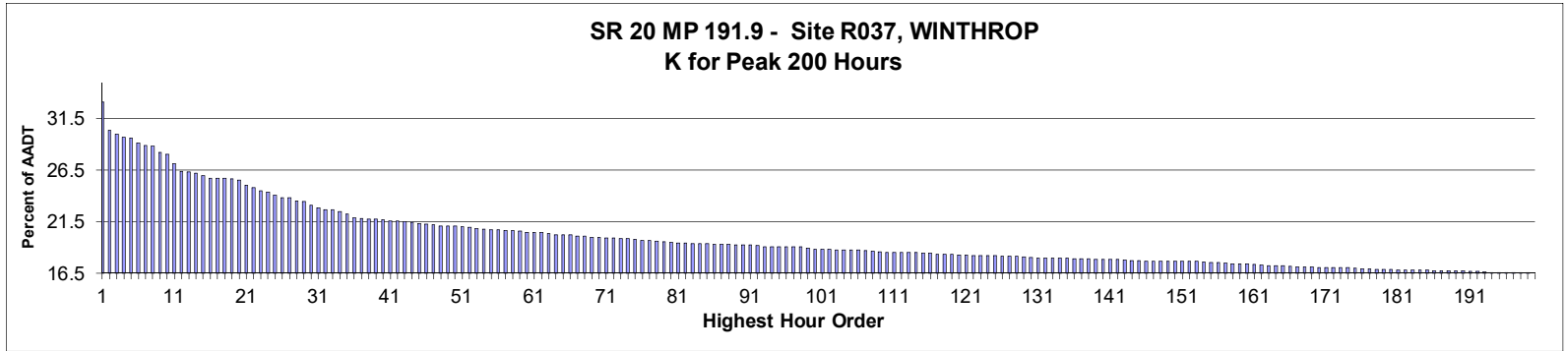
MO	DY	YR	DAY OF WK	HR	HR VOL	PERCENT OF AADT	HOUR NUMBER	AADT	EAST VOLUME	WEST VOLUME	PERCENT	PERCENT
											IS OF TOTAL VOLUME	WEST IS OF TOTAL VOLUME
10	31	2017	3	17	11,492	9.44	17	121,715	6,214	5,278	54.07	45.93
3	21	2017	3	17	11,475	9.43	18	121,715	6,238	5,237	54.36	45.64
4	11	2017	3	17	11,442	9.40	19	121,715	6,344	5,098	55.44	44.56
10	19	2017	5	17	11,424	9.39	20	121,715	6,206	5,218	54.32	45.68
10	25	2017	4	17	11,423	9.39	21	121,715	6,114	5,309	53.52	46.48
4	12	2017	4	17	11,404	9.37	22	121,715	6,208	5,196	54.44	45.56
3	1	2017	4	17	11,403	9.37	23	121,715	6,186	5,217	54.25	45.75
5	5	2017	6	16	11,399	9.37	24	121,715	6,242	5,157	54.76	45.24
4	25	2017	3	17	11,391	9.36	25	121,715	6,261	5,130	54.96	45.04
5	5	2017	6	17	11,389	9.36	26	121,715	6,173	5,216	54.20	45.80
4	7	2017	6	17	11,382	9.35	27	121,715	6,107	5,275	53.65	46.35
6	29	2017	5	17	11,374	9.34	28	121,715	6,088	5,286	53.53	46.47
6	28	2017	4	17	11,371	9.34	29	121,715	5,892	5,479	51.82	48.18
3	14	2017	3	17	11,362	9.33	30	121,715	6,370	4,992	56.06	43.94
8	29	2017	3	17	11,357	9.33	31	121,715	6,053	5,304	53.30	46.70
4	28	2017	6	17	11,345	9.32	32	121,715	6,111	5,234	53.87	46.13
11	9	2017	5	17	11,344	9.32	33	121,715	5,931	5,413	52.28	47.72
4	13	2017	5	17	11,340	9.32	34	121,715	6,126	5,214	54.02	45.98
9	15	2017	6	16	11,335	9.31	35	121,715	6,100	5,235	53.82	46.18
4	20	2017	5	18	11,310	9.29	36	121,715	6,068	5,242	53.65	46.35
9	22	2017	6	16	11,298	9.28	37	121,715	6,159	5,139	54.51	45.49
3	8	2017	4	17	11,297	9.28	38	121,715	6,168	5,129	54.60	45.40
3	30	2017	5	17	11,296	9.28	39	121,715	6,060	5,236	53.65	46.35
3	10	2017	6	17	11,292	9.28	40	121,715	5,925	5,367	52.47	47.53
3	31	2017	6	16	11,291	9.28	41	121,715	6,093	5,198	53.96	46.04
6	14	2017	4	17	11,271	9.26	42	121,715	5,960	5,311	52.88	47.12
9	8	2017	6	17	11,270	9.26	43	121,715	6,071	5,199	53.87	46.13
4	28	2017	6	16	11,260	9.25	44	121,715	6,145	5,115	54.57	45.43
4	21	2017	6	16	11,258	9.25	45	121,715	6,046	5,212	53.70	46.30
12	1	2017	6	17	11,258	9.25	46	121,715	5,814	5,444	51.64	48.36
3	29	2017	4	17	11,254	9.25	47	121,715	6,138	5,116	54.54	45.46
6	27	2017	3	17	11,252	9.24	48	121,715	5,992	5,260	53.25	46.75
4	6	2017	5	17	11,238	9.23	49	121,715	6,249	4,989	55.61	44.39
8	17	2017	5	17	11,237	9.23	50	121,715	5,934	5,303	52.81	47.19
9	8	2017	6	16	11,230	9.23	51	121,715	6,094	5,136	54.27	45.73
9	7	2017	5	17	11,226	9.22	52	121,715	6,114	5,112	54.46	45.54
4	19	2017	4	18	11,225	9.22	53	121,715	6,023	5,202	53.66	46.34
4	27	2017	5	17	11,218	9.22	54	121,715	6,090	5,128	54.29	45.71
3	20	2017	2	17	11,210	9.21	55	121,715	6,176	5,034	55.09	44.91
1	31	2017	3	17	11,207	9.21	56	121,715	5,907	5,300	52.71	47.29
2	28	2017	3	17	11,206	9.21	57	121,715	6,173	5,033	55.09	44.91
12	8	2017	6	16	11,190	9.19	58	121,715	6,075	5,115	54.29	45.71
6	15	2017	5	17	11,189	9.19	59	121,715	5,807	5,382	51.90	48.10
4	11	2017	3	18	11,173	9.18	60	121,715	6,034	5,139	54.01	45.99
12	5	2017	3	17	11,173	9.18	61	121,715	6,128	5,045	54.85	45.15
1	26	2017	5	17	11,171	9.18	62	121,715	5,961	5,210	53.36	46.64
6	16	2017	6	17	11,171	9.18	63	121,715	5,809	5,362	52.00	48.00
10	17	2017	3	17	11,171	9.18	64	121,715	6,060	5,111	54.25	45.75
3	23	2017	5	16	11,162	9.17	65	121,715	6,069	5,093	54.37	45.63
8	24	2017	5	17	11,162	9.17	66	121,715	5,999	5,163	53.74	46.26
3	17	2017	6	16	11,159	9.17	67	121,715	6,044	5,115	54.16	45.84

MO	DY	YR	DAY OF WK	HR	HR VOL	PERCENT OF AADT	HOUR NUMBER	AADT	EAST VOLUME	WEST VOLUME	PERCENT IS OF TOTAL VOLUME	PERCENT WEST IS OF TOTAL VOLUME
10	19	2017	5	18	11,156	9.17	68	121,715	6,057	5,099	54.29	45.71
12	8	2017	6	17	11,152	9.16	69	121,715	5,867	5,285	52.61	47.39
8	18	2017	6	17	11,151	9.16	70	121,715	5,916	5,235	53.05	46.95
11	8	2017	4	17	11,151	9.16	71	121,715	5,940	5,211	53.27	46.73
3	2	2017	5	17	11,150	9.16	72	121,715	5,963	5,187	53.48	46.52
4	26	2017	4	18	11,150	9.16	73	121,715	5,895	5,255	52.87	47.13
5	25	2017	5	17	11,145	9.16	74	121,715	5,778	5,367	51.84	48.16
8	8	2017	3	17	11,144	9.16	75	121,715	6,066	5,078	54.43	45.57
4	18	2017	3	17	11,141	9.15	76	121,715	6,077	5,064	54.55	45.45
1	27	2017	6	17	11,140	9.15	77	121,715	5,928	5,212	53.21	46.79
10	27	2017	6	17	11,139	9.15	78	121,715	5,747	5,392	51.59	48.41
9	29	2017	6	16	11,137	9.15	79	121,715	5,952	5,185	53.44	46.56
5	4	2017	5	17	11,136	9.15	80	121,715	5,735	5,401	51.50	48.50
5	31	2017	4	17	11,125	9.14	81	121,715	5,807	5,318	52.20	47.80
8	16	2017	4	16	11,120	9.14	82	121,715	6,042	5,078	54.33	45.67
5	3	2017	4	17	11,115	9.13	83	121,715	5,949	5,166	53.52	46.48
6	9	2017	6	17	11,114	9.13	84	121,715	5,475	5,639	49.26	50.74
6	14	2017	4	18	11,106	9.12	85	121,715	5,856	5,250	52.73	47.27
4	10	2017	2	17	11,104	9.12	86	121,715	6,173	4,931	55.59	44.41
9	26	2017	3	17	11,104	9.12	87	121,715	6,020	5,084	54.21	45.79
9	27	2017	4	17	11,101	9.12	88	121,715	5,917	5,184	53.30	46.70
9	11	2017	2	17	11,098	9.12	89	121,715	6,076	5,022	54.75	45.25
6	20	2017	3	17	11,083	9.11	90	121,715	5,857	5,226	52.85	47.15
9	12	2017	3	17	11,082	9.10	91	121,715	5,973	5,109	53.90	46.10
8	30	2017	4	17	11,081	9.10	92	121,715	5,992	5,089	54.07	45.93
11	17	2017	6	17	11,078	9.10	93	121,715	5,823	5,255	52.56	47.44
9	6	2017	4	17	11,077	9.10	94	121,715	6,078	4,999	54.87	45.13
10	25	2017	4	18	11,076	9.10	95	121,715	5,911	5,165	53.37	46.63
4	14	2017	6	16	11,075	9.10	96	121,715	6,099	4,976	55.07	44.93
3	22	2017	4	18	11,073	9.10	97	121,715	5,834	5,239	52.69	47.31
10	20	2017	6	17	11,072	9.10	98	121,715	5,714	5,358	51.61	48.39
9	29	2017	6	17	11,069	9.09	99	121,715	5,718	5,351	51.66	48.34
4	4	2017	3	17	11,068	9.09	100	121,715	6,058	5,010	54.73	45.27
6	28	2017	4	18	11,063	9.09	101	121,715	5,744	5,319	51.92	48.08
11	7	2017	3	17	11,048	9.08	102	121,715	5,985	5,063	54.17	45.83
6	8	2017	5	17	11,038	9.07	103	121,715	5,891	5,147	53.37	46.63
12	7	2017	5	17	11,037	9.07	104	121,715	5,846	5,191	52.97	47.03
4	24	2017	2	17	11,032	9.06	105	121,715	6,098	4,934	55.28	44.72
5	18	2017	5	18	11,027	9.06	106	121,715	5,594	5,433	50.73	49.27
4	25	2017	3	18	11,026	9.06	107	121,715	5,939	5,087	53.86	46.14
5	25	2017	5	18	11,026	9.06	108	121,715	5,755	5,271	52.19	47.81
6	5	2017	2	17	11,024	9.06	109	121,715	5,863	5,161	53.18	46.82
8	31	2017	5	17	11,023	9.06	110	121,715	5,776	5,247	52.40	47.60
6	2	2017	6	17	11,019	9.05	111	121,715	5,537	5,482	50.25	49.75
9	13	2017	4	17	11,019	9.05	112	121,715	5,861	5,158	53.19	46.81
5	2	2017	3	17	11,018	9.05	113	121,715	5,988	5,030	54.35	45.65
10	26	2017	5	17	11,015	9.05	114	121,715	5,754	5,261	52.24	47.76
8	4	2017	6	17	11,004	9.04	115	121,715	5,886	5,118	53.49	46.51
5	24	2017	4	17	11,003	9.04	116	121,715	5,633	5,370	51.20	48.80
6	29	2017	5	18	10,998	9.04	117	121,715	5,751	5,247	52.29	47.71
8	15	2017	3	17	10,998	9.04	118	121,715	5,718	5,280	51.99	48.01

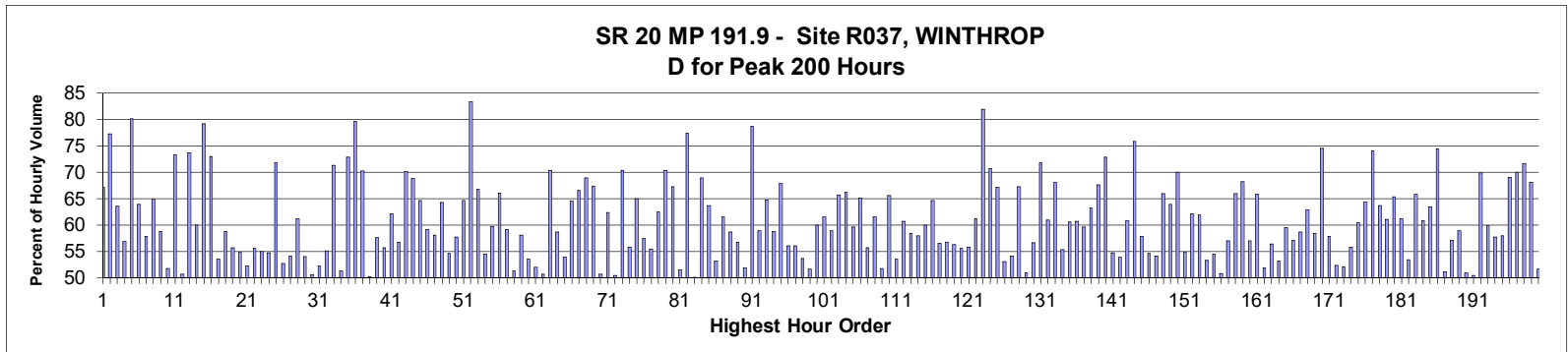


MO	DY	YR	DAY OF WK	HR	HR VOL	PERCENT OF AADT	HOUR NUMBER	AADT	EAST VOLUME	WEST VOLUME	PERCENT EAST IS OF TOTAL VOLUME	PERCENT WEST IS OF TOTAL VOLUME
5	3	2017	4	18	10,996	9.03	119	121,715	5,907	5,089	53.72	46.28
5	4	2017	5	16	10,992	9.03	120	121,715	6,045	4,947	54.99	45.01
3	16	2017	5	18	10,983	9.02	121	121,715	5,659	5,324	51.53	48.47
11	29	2017	4	17	10,983	9.02	122	121,715	5,826	5,157	53.05	46.95
8	31	2017	5	18	10,979	9.02	123	121,715	5,757	5,222	52.44	47.56
12	6	2017	4	17	10,979	9.02	124	121,715	5,846	5,133	53.25	46.75
9	14	2017	5	18	10,976	9.02	125	121,715	6,013	4,963	54.78	45.22
4	3	2017	2	17	10,975	9.02	126	121,715	6,079	4,896	55.39	44.61
6	13	2017	3	17	10,969	9.01	127	121,715	5,920	5,049	53.97	46.03
6	22	2017	5	17	10,966	9.01	128	121,715	5,800	5,166	52.89	47.11
12	4	2017	2	17	10,965	9.01	129	121,715	5,883	5,082	53.65	46.35
2	1	2017	4	17	10,962	9.01	130	121,715	5,911	5,051	53.92	46.08
10	13	2017	6	17	10,957	9.00	131	121,715	5,719	5,238	52.19	47.81
4	12	2017	4	18	10,956	9.00	132	121,715	5,974	4,982	54.53	45.47
5	11	2017	5	17	10,953	9.00	133	121,715	5,593	5,360	51.06	48.94
5	18	2017	5	17	10,953	9.00	134	121,715	5,606	5,347	51.18	48.82
5	30	2017	3	17	10,953	9.00	135	121,715	5,842	5,111	53.34	46.66
9	21	2017	5	16	10,953	9.00	136	121,715	6,080	4,873	55.51	44.49
8	10	2017	5	17	10,943	8.99	137	121,715	5,692	5,251	52.01	47.99
11	16	2017	5	17	10,943	8.99	138	121,715	5,893	5,050	53.85	46.15
4	17	2017	2	17	10,940	8.99	139	121,715	6,067	4,873	55.46	44.54
10	16	2017	2	17	10,939	8.99	140	121,715	6,023	4,916	55.06	44.94
11	17	2017	6	16	10,934	8.98	141	121,715	5,889	5,045	53.86	46.14
5	4	2017	5	18	10,933	8.98	142	121,715	5,697	5,236	52.11	47.89
12	21	2017	5	16	10,925	8.98	143	121,715	5,950	4,975	54.46	45.54
7	25	2017	3	17	10,919	8.97	144	121,715	5,886	5,033	53.91	46.09
4	25	2017	3	8	10,918	8.97	145	121,715	4,822	6,096	44.17	55.83
9	21	2017	5	18	10,915	8.97	146	121,715	5,876	5,039	53.83	46.17
8	3	2017	5	18	10,914	8.97	147	121,715	5,696	5,218	52.19	47.81
8	16	2017	4	17	10,914	8.97	148	121,715	5,956	4,958	54.57	45.43
9	12	2017	3	18	10,913	8.97	149	121,715	5,930	4,983	54.34	45.66
3	21	2017	3	8	10,911	8.96	150	121,715	4,922	5,989	45.11	54.89
8	31	2017	5	16	10,906	8.96	151	121,715	5,963	4,943	54.68	45.32
9	5	2017	3	17	10,905	8.96	152	121,715	5,975	4,930	54.79	45.21
6	1	2017	5	18	10,898	8.95	153	121,715	5,729	5,169	52.57	47.43
8	25	2017	6	16	10,898	8.95	154	121,715	5,948	4,950	54.58	45.42
10	27	2017	6	18	10,898	8.95	155	121,715	5,738	5,160	52.65	47.35
12	1	2017	6	16	10,897	8.95	156	121,715	5,765	5,132	52.90	47.10
1	31	2017	3	18	10,896	8.95	157	121,715	5,579	5,317	51.20	48.80
8	7	2017	2	17	10,894	8.95	158	121,715	5,859	5,035	53.78	46.22
4	21	2017	6	18	10,892	8.95	159	121,715	5,678	5,214	52.13	47.87
5	23	2017	3	17	10,892	8.95	160	121,715	5,780	5,112	53.07	46.93
3	21	2017	3	18	10,891	8.95	161	121,715	5,957	4,934	54.70	45.30
6	26	2017	2	17	10,891	8.95	162	121,715	5,814	5,077	53.38	46.62
7	26	2017	4	17	10,891	8.95	163	121,715	5,827	5,064	53.50	46.50
8	9	2017	4	18	10,888	8.95	164	121,715	5,835	5,053	53.59	46.41
5	2	2017	3	18	10,885	8.94	165	121,715	5,931	4,954	54.49	45.51
10	26	2017	5	18	10,885	8.94	166	121,715	5,775	5,110	53.05	46.95
9	22	2017	6	18	10,881	8.94	167	121,715	5,828	5,053	53.56	46.44
6	29	2017	5	16	10,878	8.94	168	121,715	6,012	4,866	55.27	44.73
8	25	2017	6	17	10,877	8.94	169	121,715	5,768	5,109	53.03	46.97

MO	DY	YR	DAY OF WK	HR	HR VOL	PERCENT OF AADT	HOUR NUMBER	AADT	EAST VOLUME	WEST VOLUME	PERCENT EAST IS OF TOTAL VOLUME	PERCENT WEST IS OF TOTAL VOLUME
11	8	2017	4	8	10,875	8.93	170	121,715	4,996	5,879	45.94	54.06
8	17	2017	5	16	10,872	8.93	171	121,715	5,877	4,995	54.06	45.94
4	12	2017	4	8	10,869	8.93	172	121,715	4,815	6,054	44.30	55.70
8	23	2017	4	18	10,866	8.93	173	121,715	5,877	4,989	54.09	45.91
9	14	2017	5	16	10,865	8.93	174	121,715	5,927	4,938	54.55	45.45
9	1	2017	6	16	10,864	8.93	175	121,715	5,900	4,964	54.31	45.69
8	15	2017	3	18	10,855	8.92	176	121,715	5,811	5,044	53.53	46.47
10	17	2017	3	18	10,854	8.92	177	121,715	5,818	5,036	53.60	46.40
3	10	2017	6	16	10,852	8.92	178	121,715	5,957	4,895	54.89	45.11
3	6	2017	2	17	10,848	8.91	179	121,715	5,992	4,856	55.24	44.76
7	21	2017	6	16	10,848	8.91	180	121,715	5,899	4,949	54.38	45.62
4	13	2017	5	16	10,847	8.91	181	121,715	5,990	4,857	55.22	44.78
8	1	2017	3	17	10,847	8.91	182	121,715	5,791	5,056	53.39	46.61
8	29	2017	3	18	10,844	8.91	183	121,715	5,611	5,233	51.74	48.26
7	7	2017	6	17	10,842	8.91	184	121,715	5,652	5,190	52.13	47.87
2	14	2017	3	17	10,841	8.91	185	121,715	5,747	5,094	53.01	46.99
8	22	2017	3	18	10,841	8.91	186	121,715	5,920	4,921	54.61	45.39
12	11	2017	2	17	10,841	8.91	187	121,715	5,961	4,880	54.99	45.01
2	17	2017	6	17	10,839	8.91	188	121,715	5,640	5,199	52.03	47.97
7	26	2017	4	18	10,839	8.91	189	121,715	5,839	5,000	53.87	46.13
11	6	2017	2	17	10,839	8.91	190	121,715	5,997	4,842	55.33	44.67
7	27	2017	5	16	10,836	8.90	191	121,715	5,948	4,888	54.89	45.11
5	31	2017	4	18	10,834	8.90	192	121,715	5,620	5,214	51.87	48.13
6	22	2017	5	18	10,830	8.90	193	121,715	5,655	5,175	52.22	47.78
6	27	2017	3	18	10,828	8.90	194	121,715	5,746	5,082	53.07	46.93
7	20	2017	5	17	10,826	8.89	195	121,715	5,798	5,028	53.56	46.44
11	15	2017	4	8	10,820	8.89	196	121,715	4,862	5,958	44.94	55.06
6	20	2017	3	18	10,819	8.89	197	121,715	5,726	5,093	52.93	47.07
10	12	2017	5	17	10,819	8.89	198	121,715	5,760	5,059	53.24	46.76
7	19	2017	4	17	10,813	8.88	199	121,715	5,743	5,070	53.11	46.89
8	14	2017	2	17	10,813	8.88	200	121,715	5,841	4,972	54.02	45.98



**AADT=** 2,001     
**K 30 FACTOR=** 23.14     
**K 100 FACTOR=** 18.84     
**K 200 FACTOR=** 16.54     
**D 30 FACTOR=** 50.54



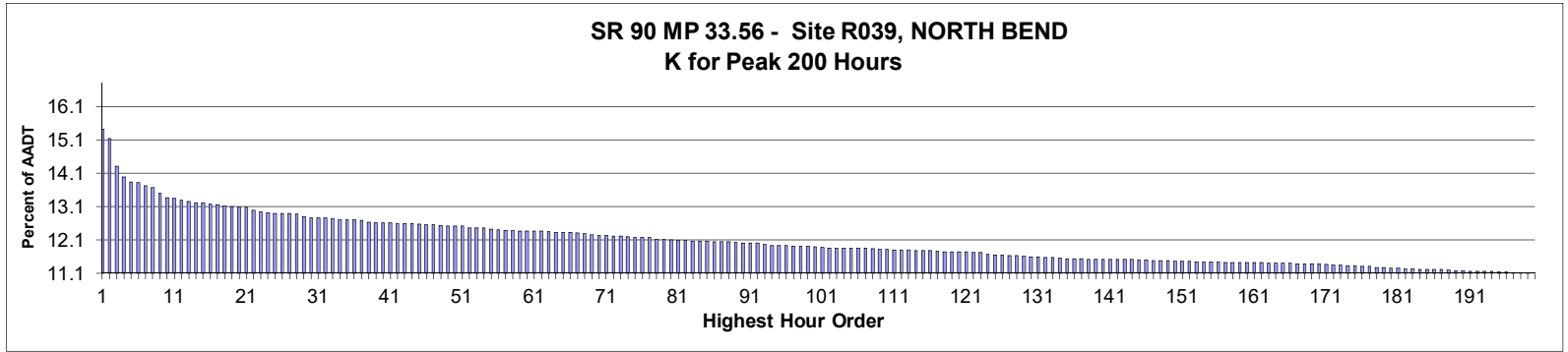
MO	DY	YR	DAY OF WK	HR	HR VOL	PERCENT OF AADT	HOUR NUMBER	AADT	EAST VOLUME	WEST VOLUME	PERCENT EAST IS OF TOTAL VOLUME	PERCENT WEST IS OF TOTAL VOLUME
7	23	2017	1	13	663	33.13	1	2,001	218	445	32.88	67.12
5	29	2017	2	12	608	30.38	2	2,001	138	470	22.70	77.30
7	23	2017	1	12	601	30.03	3	2,001	219	382	36.44	63.56
7	22	2017	7	13	594	29.69	4	2,001	256	338	43.10	56.90
5	29	2017	2	11	593	29.64	5	2,001	118	475	19.90	80.10
7	23	2017	1	14	583	29.14	6	2,001	210	373	36.02	63.98
7	22	2017	7	12	579	28.94	7	2,001	244	335	42.14	57.86
7	23	2017	1	11	577	28.84	8	2,001	203	374	35.18	64.82
7	23	2017	1	15	565	28.24	9	2,001	233	332	41.24	58.76
7	21	2017	6	14	562	28.09	10	2,001	291	271	51.78	48.22
9	4	2017	2	13	543	27.14	11	2,001	145	398	26.70	73.30
7	22	2017	7	15	529	26.44	12	2,001	268	261	50.66	49.34
9	4	2017	2	12	528	26.39	13	2,001	139	389	26.33	73.67
7	21	2017	6	16	525	26.24	14	2,001	315	210	60.00	40.00
9	4	2017	2	11	520	25.99	15	2,001	108	412	20.77	79.23
5	29	2017	2	13	515	25.74	16	2,001	139	376	26.99	73.01

MO	DY	YR	DAY OF WK	HR	HR VOL	PERCENT OF AADT	HOUR NUMBER	AADT	EAST VOLUME	WEST VOLUME	PERCENT EAST IS OF TOTAL VOLUME	PERCENT WEST IS OF TOTAL VOLUME
7	22	2017	7	16	515	25.74	17	2,001	276	239	53.59	46.41
7	23	2017	1	16	515	25.74	18	2,001	212	303	41.17	58.83
7	21	2017	6	15	514	25.69	19	2,001	286	228	55.64	44.36
7	22	2017	7	14	512	25.59	20	2,001	231	281	45.12	54.88
7	21	2017	6	18	502	25.09	21	2,001	262	240	52.19	47.81
7	21	2017	6	17	497	24.84	22	2,001	276	221	55.53	44.47
7	22	2017	7	11	491	24.54	23	2,001	221	270	45.01	54.99
7	23	2017	1	17	488	24.39	24	2,001	221	267	45.29	54.71
5	29	2017	2	14	482	24.09	25	2,001	136	346	28.22	71.78
8	20	2017	1	13	478	23.89	26	2,001	226	252	47.28	52.72
5	28	2017	1	15	477	23.84	27	2,001	219	258	45.91	54.09
9	2	2017	7	13	472	23.59	28	2,001	289	183	61.23	38.77
7	22	2017	7	17	470	23.49	29	2,001	254	216	54.04	45.96
7	24	2017	2	10	463	23.14	30	2,001	234	229	50.54	49.46
7	21	2017	6	13	458	22.89	31	2,001	239	219	52.18	47.82
7	24	2017	2	11	454	22.69	32	2,001	204	250	44.93	55.07
9	4	2017	2	14	454	22.69	33	2,001	130	324	28.63	71.37
5	28	2017	1	14	451	22.54	34	2,001	231	220	51.22	48.78
5	29	2017	2	15	446	22.29	35	2,001	121	325	27.13	72.87
5	29	2017	2	10	439	21.94	36	2,001	89	350	20.27	79.73
8	27	2017	1	12	437	21.84	37	2,001	130	307	29.75	70.25
7	21	2017	6	12	436	21.79	38	2,001	217	219	49.77	50.23
8	27	2017	1	14	436	21.79	39	2,001	185	251	42.43	57.57
9	3	2017	1	14	435	21.74	40	2,001	193	242	44.37	55.63
7	30	2017	1	13	433	21.64	41	2,001	164	269	37.88	62.12
9	3	2017	1	13	432	21.59	42	2,001	187	245	43.29	56.71
8	20	2017	1	12	431	21.54	43	2,001	129	302	29.93	70.07
8	13	2017	1	13	430	21.49	44	2,001	134	296	31.16	68.84
7	16	2017	1	13	427	21.34	45	2,001	151	276	35.36	64.64
8	20	2017	1	14	426	21.29	46	2,001	174	252	40.85	59.15
7	23	2017	1	18	425	21.24	47	2,001	178	247	41.88	58.12
5	27	2017	7	13	423	21.14	48	2,001	272	151	64.30	35.70
5	28	2017	1	17	423	21.14	49	2,001	192	231	45.39	54.61
7	21	2017	6	19	423	21.14	50	2,001	179	244	42.32	57.68
8	27	2017	1	13	421	21.04	51	2,001	149	272	35.39	64.61
10	13	2017	6	16	420	20.99	52	2,001	350	70	83.33	16.67
9	4	2017	2	15	418	20.89	53	2,001	139	279	33.25	66.75
5	28	2017	1	13	417	20.84	54	2,001	227	190	54.44	45.56
7	23	2017	1	10	415	20.74	55	2,001	167	248	40.24	59.76
9	2	2017	7	14	415	20.74	56	2,001	274	141	66.02	33.98
7	22	2017	7	18	414	20.69	57	2,001	169	245	40.82	59.18
9	3	2017	1	15	414	20.69	58	2,001	212	202	51.21	48.79
8	20	2017	1	15	413	20.64	59	2,001	173	240	41.89	58.11
7	21	2017	6	11	411	20.54	60	2,001	191	220	46.47	53.53
7	2	2017	1	14	410	20.49	61	2,001	197	213	48.05	51.95
7	2	2017	1	16	410	20.49	62	2,001	202	208	49.27	50.73
7	30	2017	1	11	408	20.39	63	2,001	121	287	29.66	70.34
6	25	2017	1	15	406	20.29	64	2,001	168	238	41.38	58.62
7	16	2017	1	16	406	20.29	65	2,001	187	219	46.06	53.94
9	2	2017	7	15	406	20.29	66	2,001	262	144	64.53	35.47
8	25	2017	6	16	403	20.14	67	2,001	268	135	66.50	33.50

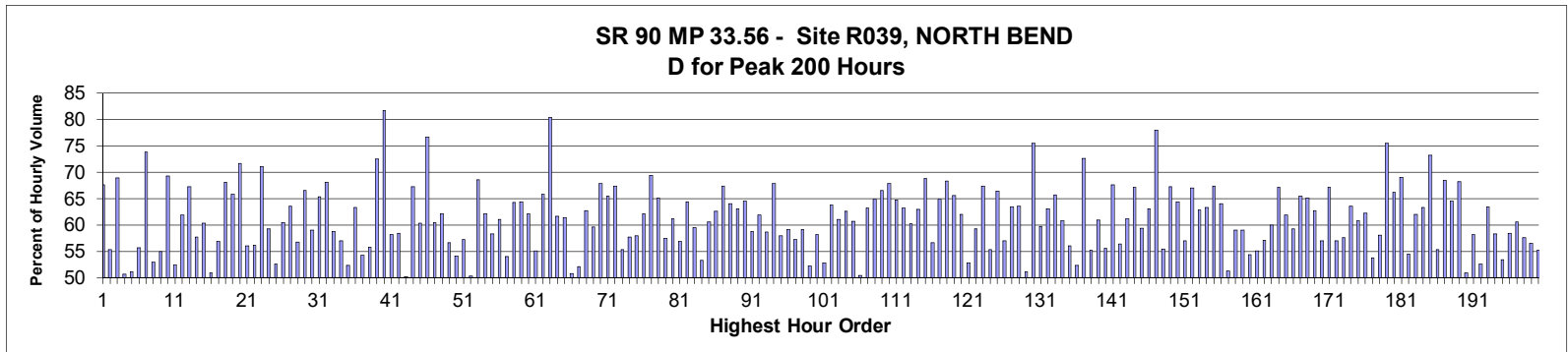
MO	DY	YR	DAY OF WK	HR	HR VOL	PERCENT OF AADT	HOUR NUMBER	AADT	EAST VOLUME	WEST VOLUME	PERCENT EAST IS OF TOTAL VOLUME	PERCENT WEST IS OF TOTAL VOLUME
9	1	2017	6	17	403	20.14	68	2,001	278	125	68.98	31.02
5	27	2017	7	14	401	20.04	69	2,001	270	131	67.33	32.67
5	28	2017	1	12	401	20.04	70	2,001	198	203	49.38	50.62
6	25	2017	1	14	399	19.94	71	2,001	150	249	37.59	62.41
7	22	2017	7	19	399	19.94	72	2,001	198	201	49.62	50.38
5	29	2017	2	16	398	19.89	73	2,001	118	280	29.65	70.35
8	27	2017	1	15	398	19.89	74	2,001	176	222	44.22	55.78
7	16	2017	1	12	397	19.84	75	2,001	139	258	35.01	64.99
5	28	2017	1	16	395	19.74	76	2,001	168	227	42.53	57.47
7	21	2017	6	20	395	19.74	77	2,001	176	219	44.56	55.44
8	6	2017	1	13	394	19.69	78	2,001	148	246	37.56	62.44
8	13	2017	1	12	392	19.59	79	2,001	116	276	29.59	70.41
7	9	2017	1	12	391	19.54	80	2,001	128	263	32.74	67.26
8	13	2017	1	16	390	19.49	81	2,001	189	201	48.46	51.54
10	13	2017	6	17	390	19.49	82	2,001	302	88	77.44	22.56
7	24	2017	2	12	389	19.44	83	2,001	195	194	50.13	49.87
7	30	2017	1	12	389	19.44	84	2,001	121	268	31.11	68.89
7	1	2017	7	14	388	19.39	85	2,001	247	141	63.66	36.34
5	27	2017	7	16	387	19.34	86	2,001	206	181	53.23	46.77
6	25	2017	1	13	387	19.34	87	2,001	149	238	38.50	61.50
9	2	2017	7	16	387	19.34	88	2,001	227	160	58.66	41.34
9	2	2017	7	12	386	19.29	89	2,001	219	167	56.74	43.26
9	3	2017	1	16	386	19.29	90	2,001	186	200	48.19	51.81
9	4	2017	2	10	386	19.29	91	2,001	82	304	21.24	78.76
7	1	2017	7	12	385	19.24	92	2,001	227	158	58.96	41.04
6	25	2017	1	12	383	19.14	93	2,001	135	248	35.25	64.75
7	30	2017	1	15	383	19.14	94	2,001	158	225	41.25	58.75
10	15	2017	1	13	383	19.14	95	2,001	123	260	32.11	67.89
7	2	2017	1	12	382	19.09	96	2,001	168	214	43.98	56.02
7	20	2017	5	15	382	19.09	97	2,001	214	168	56.02	43.98
7	24	2017	2	14	382	19.09	98	2,001	205	177	53.66	46.34
7	2	2017	1	13	380	18.99	99	2,001	196	184	51.58	48.42
7	20	2017	5	17	377	18.84	100	2,001	226	151	59.95	40.05
8	13	2017	1	14	377	18.84	101	2,001	145	232	38.46	61.54
8	25	2017	6	14	377	18.84	102	2,001	222	155	58.89	41.11
5	21	2017	1	13	376	18.79	103	2,001	129	247	34.31	65.69
5	26	2017	6	17	376	18.79	104	2,001	249	127	66.22	33.78
5	27	2017	7	15	376	18.79	105	2,001	224	152	59.57	40.43
8	26	2017	7	14	376	18.79	106	2,001	245	131	65.16	34.84
7	20	2017	5	16	375	18.74	107	2,001	209	166	55.73	44.27
7	16	2017	1	14	374	18.69	108	2,001	144	230	38.50	61.50
8	20	2017	1	17	373	18.64	109	2,001	180	193	48.26	51.74
5	27	2017	7	12	372	18.59	110	2,001	244	128	65.59	34.41
6	24	2017	7	14	372	18.59	111	2,001	199	173	53.49	46.51
7	14	2017	6	14	372	18.59	112	2,001	226	146	60.75	39.25
8	4	2017	6	14	371	18.54	113	2,001	217	154	58.49	41.51
8	20	2017	1	16	371	18.54	114	2,001	156	215	42.05	57.95
7	1	2017	7	15	370	18.49	115	2,001	222	148	60.00	40.00
7	28	2017	6	16	370	18.49	116	2,001	239	131	64.59	35.41
7	9	2017	1	15	368	18.39	117	2,001	160	208	43.48	56.52
7	30	2017	1	14	368	18.39	118	2,001	159	209	43.21	56.79

MO	DY	YR	DAY OF WK	HR	HR VOL	PERCENT OF AADT	HOUR NUMBER	AADT	EAST VOLUME	WEST VOLUME	PERCENT	PERCENT
											EAST IS OF TOTAL VOLUME	WEST IS OF TOTAL VOLUME
8	26	2017	7	13	368	18.39	119	2,001	207	161	56.25	43.75
9	2	2017	7	17	367	18.34	120	2,001	204	163	55.59	44.41
9	3	2017	1	17	367	18.34	121	2,001	162	205	44.14	55.86
9	3	2017	1	12	366	18.29	122	2,001	142	224	38.80	61.20
10	13	2017	6	15	366	18.29	123	2,001	300	66	81.97	18.03
8	27	2017	1	11	365	18.24	124	2,001	107	258	29.32	70.68
9	1	2017	6	16	365	18.24	125	2,001	245	120	67.12	32.88
7	3	2017	2	14	364	18.19	126	2,001	171	193	46.98	53.02
8	26	2017	7	12	364	18.19	127	2,001	197	167	54.12	45.88
9	1	2017	6	15	364	18.19	128	2,001	245	119	67.31	32.69
7	30	2017	1	16	363	18.14	129	2,001	185	178	50.96	49.04
7	9	2017	1	13	362	18.09	130	2,001	157	205	43.37	56.63
5	27	2017	7	11	361	18.04	131	2,001	259	102	71.75	28.25
8	11	2017	6	15	361	18.04	132	2,001	220	141	60.94	39.06
9	1	2017	6	14	361	18.04	133	2,001	246	115	68.14	31.86
7	16	2017	1	15	360	17.99	134	2,001	161	199	44.72	55.28
10	15	2017	1	14	360	17.99	135	2,001	142	218	39.44	60.56
7	1	2017	7	16	359	17.94	136	2,001	218	141	60.72	39.28
7	29	2017	7	14	359	17.94	137	2,001	214	145	59.61	40.39
8	18	2017	6	14	359	17.94	138	2,001	227	132	63.23	36.77
5	26	2017	6	13	358	17.89	139	2,001	242	116	67.60	32.40
5	26	2017	6	16	358	17.89	140	2,001	261	97	72.91	27.09
7	21	2017	6	21	358	17.89	141	2,001	162	196	45.25	54.75
7	24	2017	2	13	358	17.89	142	2,001	165	193	46.09	53.91
8	18	2017	6	15	357	17.84	143	2,001	217	140	60.78	39.22
5	26	2017	6	18	356	17.79	144	2,001	270	86	75.84	24.16
6	24	2017	7	13	356	17.79	145	2,001	206	150	57.87	42.13
7	2	2017	1	17	355	17.74	146	2,001	161	194	45.35	54.65
8	5	2017	7	13	355	17.74	147	2,001	192	163	54.08	45.92
8	18	2017	6	16	355	17.74	148	2,001	234	121	65.92	34.08
9	4	2017	2	16	355	17.74	149	2,001	128	227	36.06	63.94
7	16	2017	1	11	354	17.69	150	2,001	106	248	29.94	70.06
7	29	2017	7	16	354	17.69	151	2,001	194	160	54.80	45.20
8	25	2017	6	15	354	17.69	152	2,001	220	134	62.15	37.85
10	15	2017	1	15	354	17.69	153	2,001	135	219	38.14	61.86
7	20	2017	5	14	353	17.64	154	2,001	188	165	53.26	46.74
7	3	2017	2	13	352	17.59	155	2,001	160	192	45.45	54.55
8	27	2017	1	16	352	17.59	156	2,001	173	179	49.15	50.85
8	19	2017	7	14	351	17.54	157	2,001	200	151	56.98	43.02
7	14	2017	6	16	349	17.44	158	2,001	230	119	65.90	34.10
8	6	2017	1	12	349	17.44	159	2,001	111	238	31.81	68.19
8	26	2017	7	15	349	17.44	160	2,001	199	150	57.02	42.98
6	11	2017	1	13	348	17.39	161	2,001	119	229	34.20	65.80
8	13	2017	1	17	347	17.34	162	2,001	167	180	48.13	51.87
7	28	2017	6	13	346	17.29	163	2,001	195	151	56.36	43.64
8	6	2017	1	14	346	17.29	164	2,001	162	184	46.82	53.18
8	12	2017	7	14	346	17.29	165	2,001	206	140	59.54	40.46
7	9	2017	1	14	345	17.24	166	2,001	148	197	42.90	57.10
5	21	2017	1	14	344	17.19	167	2,001	142	202	41.28	58.72
7	23	2017	1	20	344	17.19	168	2,001	216	128	62.79	37.21
8	11	2017	6	13	344	17.19	169	2,001	201	143	58.43	41.57

MO	DY	YR	DAY OF WK	HR	HR VOL	PERCENT OF AADT	HOUR NUMBER	AADT	EAST VOLUME	WEST VOLUME	PERCENT	PERCENT
											EAST IS OF TOTAL VOLUME	WEST IS OF TOTAL VOLUME
5	26	2017	6	15	342	17.09	170	2,001	255	87	74.56	25.44
6	30	2017	6	13	342	17.09	171	2,001	198	144	57.89	42.11
7	8	2017	7	13	342	17.09	172	2,001	179	163	52.34	47.66
7	22	2017	7	10	342	17.09	173	2,001	178	164	52.05	47.95
7	29	2017	7	15	342	17.09	174	2,001	191	151	55.85	44.15
7	1	2017	7	13	341	17.04	175	2,001	206	135	60.41	39.59
5	21	2017	1	15	340	16.99	176	2,001	121	219	35.59	64.41
8	13	2017	1	11	340	16.99	177	2,001	88	252	25.88	74.12
8	25	2017	6	17	339	16.94	178	2,001	216	123	63.72	36.28
9	17	2017	1	13	339	16.94	179	2,001	132	207	38.94	61.06
6	18	2017	1	14	338	16.89	180	2,001	117	221	34.62	65.38
6	30	2017	6	14	337	16.84	181	2,001	206	131	61.13	38.87
7	23	2017	1	19	337	16.84	182	2,001	180	157	53.41	46.59
8	20	2017	1	11	337	16.84	183	2,001	115	222	34.12	65.88
8	24	2017	5	16	337	16.84	184	2,001	205	132	60.83	39.17
9	1	2017	6	13	337	16.84	185	2,001	214	123	63.50	36.50
7	9	2017	1	11	336	16.79	186	2,001	86	250	25.60	74.40
7	29	2017	7	12	336	16.79	187	2,001	172	164	51.19	48.81
7	29	2017	7	13	336	16.79	188	2,001	192	144	57.14	42.86
8	6	2017	1	15	336	16.79	189	2,001	138	198	41.07	58.93
9	2	2017	7	11	336	16.79	190	2,001	171	165	50.89	49.11
7	2	2017	1	15	335	16.74	191	2,001	166	169	49.55	50.45
9	24	2017	1	12	335	16.74	192	2,001	101	234	30.15	69.85
7	28	2017	6	15	334	16.69	193	2,001	200	134	59.88	40.12
7	8	2017	7	14	333	16.64	194	2,001	192	141	57.66	42.34
8	19	2017	7	15	333	16.64	195	2,001	193	140	57.96	42.04
9	1	2017	6	18	333	16.64	196	2,001	230	103	69.07	30.93
10	15	2017	1	12	333	16.64	197	2,001	100	233	30.03	69.97
6	4	2017	1	12	332	16.59	198	2,001	94	238	28.31	71.69
8	6	2017	1	11	332	16.59	199	2,001	106	226	31.93	68.07
8	13	2017	1	15	331	16.54	200	2,001	160	171	48.34	51.66



**AADT=** 39,166     
**K 30 FACTOR=** 12.76     
**K 100 FACTOR=** 11.88     
**K 200 FACTOR=** 11.09     
**D 30 FACTOR=** 58.99



MO	DY	YR	DAY OF WK	HR	HR VOL	PERCENT OF AADT	HOUR NUMBER	AADT	EAST VOLUME	WEST VOLUME	PERCENT EAST IS OF TOTAL VOLUME	PERCENT WEST IS OF TOTAL VOLUME
1	2	2017	2	15	6,034	15.41	1	39,166	1,951	4,083	32.33	67.67
1	2	2017	2	14	5,923	15.12	2	39,166	2,644	3,279	44.64	55.36
4	9	2017	1	17	5,600	14.30	3	39,166	1,738	3,862	31.04	68.96
11	26	2017	1	15	5,474	13.98	4	39,166	2,698	2,776	49.29	50.71
11	26	2017	1	14	5,416	13.83	5	39,166	2,773	2,643	51.20	48.80
1	2	2017	2	13	5,405	13.80	6	39,166	3,009	2,396	55.67	44.33
1	2	2017	2	16	5,371	13.71	7	39,166	1,409	3,962	26.23	73.77
7	23	2017	1	12	5,349	13.66	8	39,166	2,515	2,834	47.02	52.98
7	23	2017	1	13	5,283	13.49	9	39,166	2,379	2,904	45.03	54.97
5	26	2017	6	14	5,229	13.35	10	39,166	3,622	1,607	69.27	30.73
11	26	2017	1	13	5,222	13.33	11	39,166	2,741	2,481	52.49	47.51
3	19	2017	1	16	5,204	13.29	12	39,166	1,981	3,223	38.07	61.93
3	19	2017	1	17	5,186	13.24	13	39,166	1,697	3,489	32.72	67.28
11	26	2017	1	12	5,174	13.21	14	39,166	2,989	2,185	57.77	42.23
7	9	2017	1	14	5,173	13.21	15	39,166	2,053	3,120	39.69	60.31
7	30	2017	1	12	5,158	13.17	16	39,166	2,531	2,627	49.07	50.93

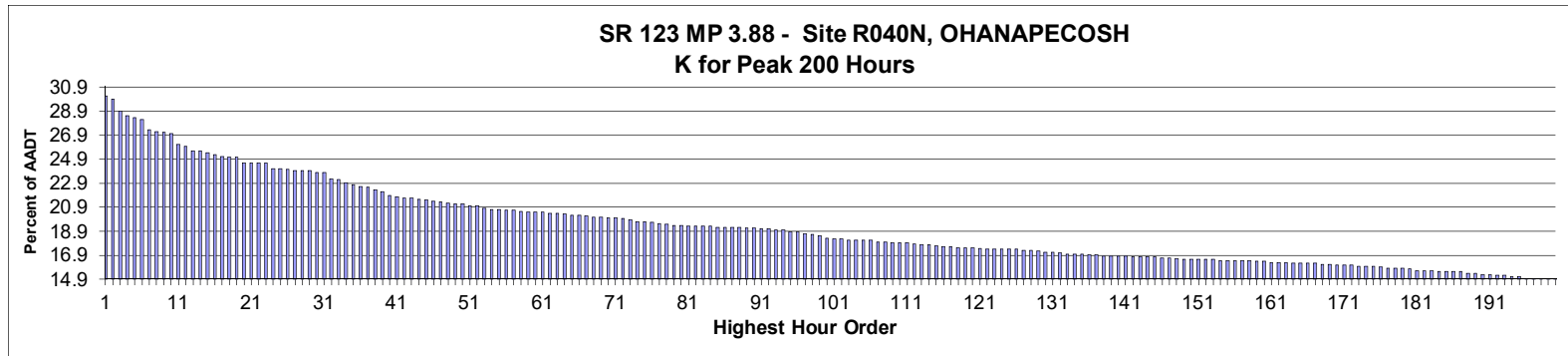




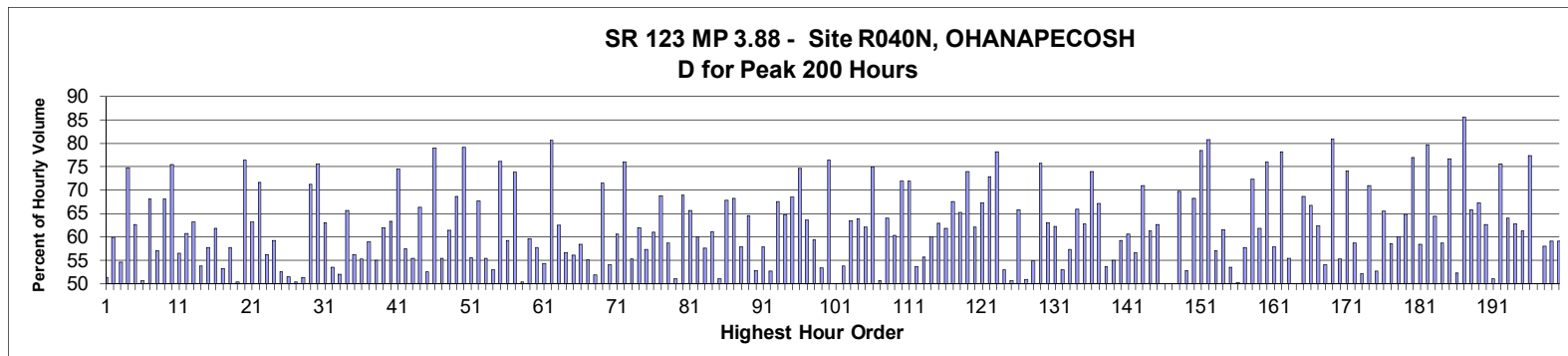




MO	DY	YR	DAY OF WK	HR	HR VOL	PERCENT OF AADT	HOUR NUMBER	AADT	EAST VOLUME	WEST VOLUME	PERCENT EAST IS OF TOTAL VOLUME	PERCENT WEST IS OF TOTAL VOLUME
9	15	2017	6	16	4,452	11.37	170	39,166	2,540	1,912	57.05	42.95
7	16	2017	1	18	4,445	11.35	171	39,166	1,462	2,983	32.89	67.11
4	2	2017	1	14	4,443	11.34	172	39,166	1,912	2,531	43.03	56.97
1	15	2017	1	14	4,440	11.34	173	39,166	1,884	2,556	42.43	57.57
7	21	2017	6	12	4,434	11.32	174	39,166	2,817	1,617	63.53	36.47
10	8	2017	1	15	4,434	11.32	175	39,166	1,739	2,695	39.22	60.78
4	30	2017	1	16	4,424	11.30	176	39,166	1,668	2,756	37.70	62.30
7	14	2017	6	14	4,424	11.30	177	39,166	2,377	2,047	53.73	46.27
7	29	2017	7	12	4,411	11.26	178	39,166	2,562	1,849	58.08	41.92
5	27	2017	7	10	4,409	11.26	179	39,166	3,328	1,081	75.48	24.52
9	24	2017	1	18	4,407	11.25	180	39,166	1,491	2,916	33.83	66.17
6	11	2017	1	18	4,401	11.24	181	39,166	1,362	3,039	30.95	69.05
5	21	2017	1	13	4,400	11.23	182	39,166	2,001	2,399	45.48	54.52
9	1	2017	6	16	4,398	11.23	183	39,166	2,725	1,673	61.96	38.04
9	1	2017	6	13	4,390	11.21	184	39,166	2,780	1,610	63.33	36.67
2	12	2017	1	16	4,386	11.20	185	39,166	1,173	3,213	26.74	73.26
7	14	2017	6	16	4,385	11.20	186	39,166	2,427	1,958	55.35	44.65
9	4	2017	2	16	4,385	11.20	187	39,166	1,383	3,002	31.54	68.46
10	8	2017	1	16	4,384	11.19	188	39,166	1,558	2,826	35.54	64.46
3	5	2017	1	16	4,373	11.17	189	39,166	1,388	2,985	31.74	68.26
7	21	2017	6	14	4,373	11.17	190	39,166	2,228	2,145	50.95	49.05
3	26	2017	1	15	4,372	11.16	191	39,166	1,830	2,542	41.86	58.14
5	5	2017	6	18	4,372	11.16	192	39,166	2,297	2,075	52.54	47.46
4	30	2017	1	17	4,369	11.16	193	39,166	1,595	2,774	36.51	63.49
6	24	2017	7	12	4,367	11.15	194	39,166	2,549	1,818	58.37	41.63
7	14	2017	6	15	4,361	11.13	195	39,166	2,332	2,029	53.47	46.53
9	15	2017	6	18	4,359	11.13	196	39,166	2,549	1,810	58.48	41.52
6	16	2017	6	15	4,355	11.12	197	39,166	2,637	1,718	60.55	39.45
9	15	2017	6	15	4,354	11.12	198	39,166	2,506	1,848	57.56	42.44
5	29	2017	2	12	4,346	11.10	199	39,166	1,889	2,457	43.47	56.53
9	24	2017	1	13	4,345	11.09	200	39,166	1,944	2,401	44.74	55.26



**AADT= 1,294      K 30 FACTOR= 23.80      K 100 FACTOR= 18.32      K 200 FACTOR= 14.91      D 30 FACTOR= 75.65**



MO	DY	YR	DAY OF WK	HR	HR VOL	PERCENT OF AADT	HOUR NUMBER	AADT	NORTH VOLUME	SOUTH VOLUME	PERCENT NORTH IS OF TOTAL VOLUME	PERCENT SOUTH IS OF TOTAL VOLUME
											PERCENT NORTH IS OF TOTAL VOLUME	PERCENT SOUTH IS OF TOTAL VOLUME
8	20	2017	1	14	390	30.14	1	1,294	200	190	51.28	48.72
9	3	2017	1	15	387	29.91	2	1,294	232	155	59.95	40.05
8	20	2017	1	13	374	28.90	3	1,294	204	170	54.55	45.45
9	4	2017	2	13	369	28.52	4	1,294	276	93	74.80	25.20
8	20	2017	1	12	367	28.36	5	1,294	230	137	62.67	37.33
8	20	2017	1	15	365	28.21	6	1,294	180	185	49.32	50.68
8	19	2017	7	15	354	27.36	7	1,294	113	241	31.92	68.08
8	20	2017	1	16	352	27.20	8	1,294	151	201	42.90	57.10
9	4	2017	2	14	351	27.13	9	1,294	239	112	68.09	31.91
9	4	2017	2	12	350	27.05	10	1,294	264	86	75.43	24.57
8	19	2017	7	13	338	26.12	11	1,294	147	191	43.49	56.51
9	3	2017	1	12	336	25.97	12	1,294	204	132	60.71	39.29
7	23	2017	1	13	331	25.58	13	1,294	209	122	63.14	36.86
8	20	2017	1	17	331	25.58	14	1,294	153	178	46.22	53.78
9	2	2017	7	14	329	25.43	15	1,294	139	190	42.25	57.75
8	27	2017	1	13	327	25.27	16	1,294	202	125	61.77	38.23

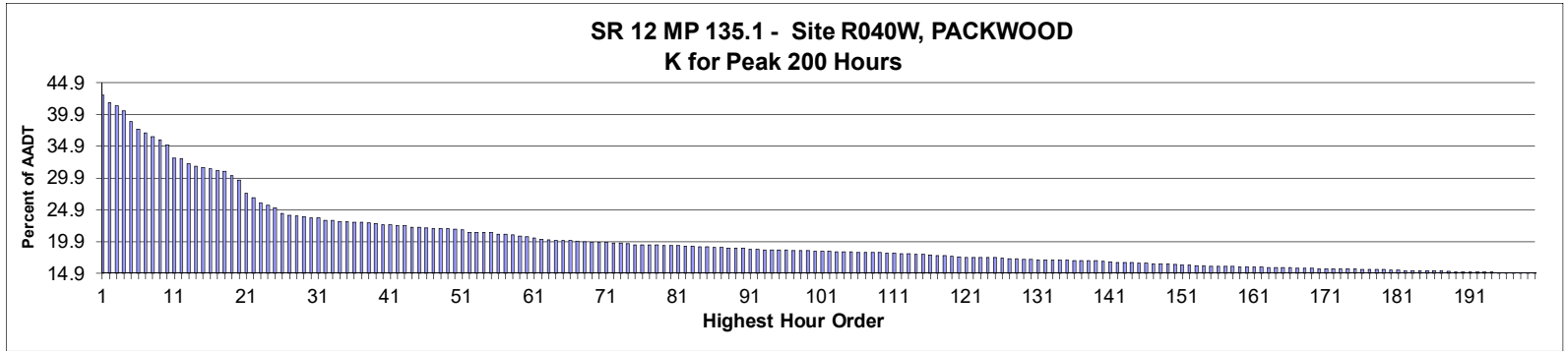




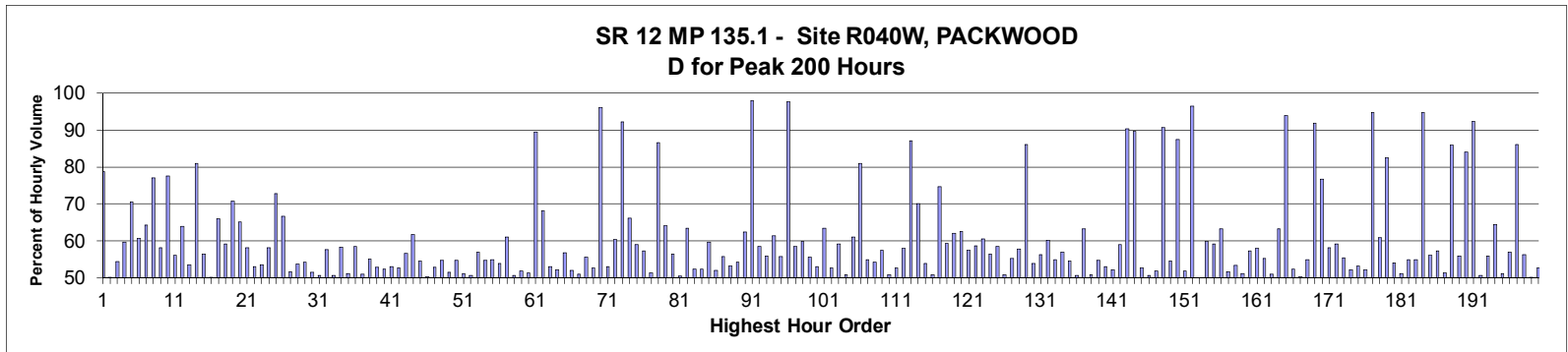




MO	DY	YR	DAY OF WK	HR	HR VOL	PERCENT OF AADT	HOUR NUMBER	AADT	NORTH VOLUME	SOUTH VOLUME	PERCENT NORTH IS OF TOTAL VOLUME	PERCENT SOUTH IS OF TOTAL VOLUME
7	14	2017	6	15	208	16.07	170	1,294	93	115	44.71	55.29
7	14	2017	6	17	208	16.07	171	1,294	54	154	25.96	74.04
8	22	2017	3	15	208	16.07	172	1,294	122	86	58.65	41.35
7	4	2017	3	14	207	16.00	173	1,294	108	99	52.17	47.83
7	8	2017	7	17	207	16.00	174	1,294	60	147	28.99	71.01
8	13	2017	1	16	207	16.00	175	1,294	98	109	47.34	52.66
7	15	2017	7	17	206	15.92	176	1,294	71	135	34.47	65.53
7	1	2017	7	12	205	15.84	177	1,294	120	85	58.54	41.46
8	12	2017	7	15	205	15.84	178	1,294	82	123	40.00	60.00
9	1	2017	6	15	205	15.84	179	1,294	72	133	35.12	64.88
7	16	2017	1	11	204	15.77	180	1,294	157	47	76.96	23.04
7	21	2017	6	12	202	15.61	181	1,294	118	84	58.42	41.58
7	29	2017	7	18	202	15.61	182	1,294	41	161	20.30	79.70
8	12	2017	7	12	202	15.61	183	1,294	130	72	64.36	35.64
7	8	2017	7	14	201	15.53	184	1,294	83	118	41.29	58.71
7	28	2017	6	18	201	15.53	185	1,294	47	154	23.38	76.62
8	17	2017	5	14	201	15.53	186	1,294	96	105	47.76	52.24
8	18	2017	6	19	201	15.53	187	1,294	29	172	14.43	85.57
7	28	2017	6	15	199	15.38	188	1,294	68	131	34.17	65.83
9	1	2017	6	14	199	15.38	189	1,294	65	134	32.66	67.34
7	2	2017	1	18	198	15.30	190	1,294	74	124	37.37	62.63
8	5	2017	7	13	198	15.30	191	1,294	97	101	48.99	51.01
7	3	2017	2	12	197	15.22	192	1,294	149	48	75.63	24.37
7	8	2017	7	15	197	15.22	193	1,294	71	126	36.04	63.96
8	18	2017	6	11	196	15.15	194	1,294	123	73	62.76	37.24
8	20	2017	1	10	196	15.15	195	1,294	120	76	61.22	38.78
8	4	2017	6	17	194	14.99	196	1,294	44	150	22.68	77.32
9	3	2017	1	19	194	14.99	197	1,294	97	97	50.00	50.00
6	24	2017	7	17	193	14.91	198	1,294	81	112	41.97	58.03
6	25	2017	1	17	193	14.91	199	1,294	79	114	40.93	59.07
8	22	2017	3	16	193	14.91	200	1,294	79	114	40.93	59.07



**AADT= 2,109      K 30 FACTOR= 23.66      K 100 FACTOR= 18.40      K 200 FACTOR= 14.94      D 30 FACTOR= 51.50**



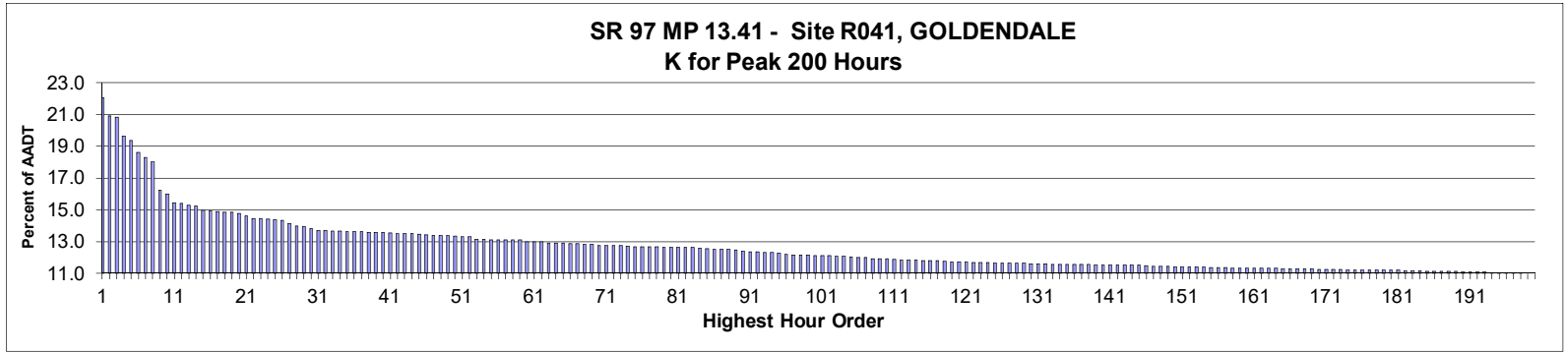
MO	DY	YR	DAY OF WK	HR	HR VOL	PERCENT OF AADT	HOUR NUMBER	AADT	EAST VOLUME	WEST VOLUME	PERCENT EAST IS OF TOTAL VOLUME	PERCENT WEST IS OF TOTAL VOLUME
5	27	2017	7	12	905	42.91	1	2,109	192	713	21.22	78.78
5	27	2017	7	14	881	41.77	2	2,109	439	442	49.83	50.17
5	28	2017	1	14	870	41.25	3	2,109	473	397	54.37	45.63
5	27	2017	7	13	853	40.45	4	2,109	344	509	40.33	59.67
5	27	2017	7	16	817	38.74	5	2,109	577	240	70.62	29.38
5	28	2017	1	15	792	37.55	6	2,109	481	311	60.73	39.27
5	27	2017	7	15	780	36.98	7	2,109	501	279	64.23	35.77
11	5	2017	1	17	767	36.37	8	2,109	176	591	22.95	77.05
5	28	2017	1	13	757	35.89	9	2,109	317	440	41.88	58.12
5	27	2017	7	11	741	35.14	10	2,109	166	575	22.40	77.60
5	29	2017	2	13	697	33.05	11	2,109	391	306	56.10	43.90
5	28	2017	1	12	695	32.95	12	2,109	251	444	36.12	63.88
5	29	2017	2	14	678	32.15	13	2,109	363	315	53.54	46.46
5	27	2017	7	10	669	31.72	14	2,109	127	542	18.98	81.02
5	29	2017	2	12	665	31.53	15	2,109	375	290	56.39	43.61
5	29	2017	2	15	662	31.39	16	2,109	330	332	49.85	50.15

MO	DY	YR	DAY OF WK	HR	HR VOL	PERCENT OF AADT	HOUR NUMBER	AADT	EAST VOLUME	WEST VOLUME	PERCENT	PERCENT
											EAST IS OF TOTAL VOLUME	WEST IS OF TOTAL VOLUME
5	27	2017	7	17	655	31.06	17	2,109	432	223	65.95	34.05
5	28	2017	1	16	653	30.96	18	2,109	386	267	59.11	40.89
5	28	2017	1	11	638	30.25	19	2,109	187	451	29.31	70.69
5	27	2017	7	18	624	29.59	20	2,109	406	218	65.06	34.94
5	28	2017	1	17	580	27.50	21	2,109	337	243	58.10	41.90
5	29	2017	2	16	566	26.84	22	2,109	300	266	53.00	47.00
6	25	2017	1	15	549	26.03	23	2,109	255	294	46.45	53.55
7	23	2017	1	13	541	25.65	24	2,109	314	227	58.04	41.96
11	5	2017	1	18	533	25.27	25	2,109	145	388	27.20	72.80
6	25	2017	1	17	513	24.32	26	2,109	171	342	33.33	66.67
7	23	2017	1	12	506	23.99	27	2,109	261	245	51.58	48.42
5	29	2017	2	11	504	23.90	28	2,109	271	233	53.77	46.23
5	26	2017	6	18	503	23.85	29	2,109	230	273	45.73	54.27
1	19	2017	5	13	499	23.66	30	2,109	257	242	51.50	48.50
7	23	2017	1	15	498	23.61	31	2,109	246	252	49.40	50.60
6	25	2017	1	16	491	23.28	32	2,109	208	283	42.36	57.64
5	26	2017	6	17	490	23.23	33	2,109	242	248	49.39	50.61
6	25	2017	1	14	485	23.00	34	2,109	202	283	41.65	58.35
7	30	2017	1	16	485	23.00	35	2,109	248	237	51.13	48.87
5	28	2017	1	18	484	22.95	36	2,109	283	201	58.47	41.53
7	16	2017	1	16	483	22.90	37	2,109	246	237	50.93	49.07
5	26	2017	6	16	481	22.81	38	2,109	216	265	44.91	55.09
7	23	2017	1	14	479	22.71	39	2,109	253	226	52.82	47.18
7	23	2017	1	16	476	22.57	40	2,109	227	249	47.69	52.31
1	19	2017	5	15	475	22.52	41	2,109	223	252	46.95	53.05
7	23	2017	1	17	473	22.43	42	2,109	224	249	47.36	52.64
7	30	2017	1	13	473	22.43	43	2,109	268	205	56.66	43.34
5	27	2017	7	19	468	22.19	44	2,109	289	179	61.75	38.25
7	9	2017	1	17	468	22.19	45	2,109	255	213	54.49	45.51
7	16	2017	1	15	465	22.05	46	2,109	234	231	50.32	49.68
7	30	2017	1	14	464	22.00	47	2,109	245	219	52.80	47.20
5	26	2017	6	15	463	21.95	48	2,109	253	210	54.64	45.36
7	30	2017	1	15	462	21.91	49	2,109	238	224	51.52	48.48
5	29	2017	2	17	461	21.86	50	2,109	209	252	45.34	54.66
7	16	2017	1	14	459	21.76	51	2,109	235	224	51.20	48.80
7	2	2017	1	15	451	21.38	52	2,109	223	228	49.45	50.55
7	9	2017	1	16	451	21.38	53	2,109	257	194	56.98	43.02
7	30	2017	1	12	451	21.38	54	2,109	247	204	54.77	45.23
5	26	2017	6	14	450	21.34	55	2,109	203	247	45.11	54.89
5	26	2017	6	19	445	21.10	56	2,109	205	240	46.07	53.93
7	2	2017	1	16	444	21.05	57	2,109	173	271	38.96	61.04
7	30	2017	1	17	443	21.01	58	2,109	219	224	49.44	50.56
7	9	2017	1	14	438	20.77	59	2,109	211	227	48.17	51.83
7	16	2017	1	13	435	20.63	60	2,109	223	212	51.26	48.74
12	30	2017	7	17	432	20.48	61	2,109	45	387	10.42	89.58
3	9	2017	5	17	427	20.25	62	2,109	136	291	31.85	68.15
6	25	2017	1	12	425	20.15	63	2,109	200	225	47.06	52.94
7	16	2017	1	17	424	20.10	64	2,109	203	221	47.88	52.12
6	25	2017	1	13	423	20.06	65	2,109	240	183	56.74	43.26
7	2	2017	1	13	423	20.06	66	2,109	203	220	47.99	52.01
7	9	2017	1	15	422	20.01	67	2,109	215	207	50.95	49.05

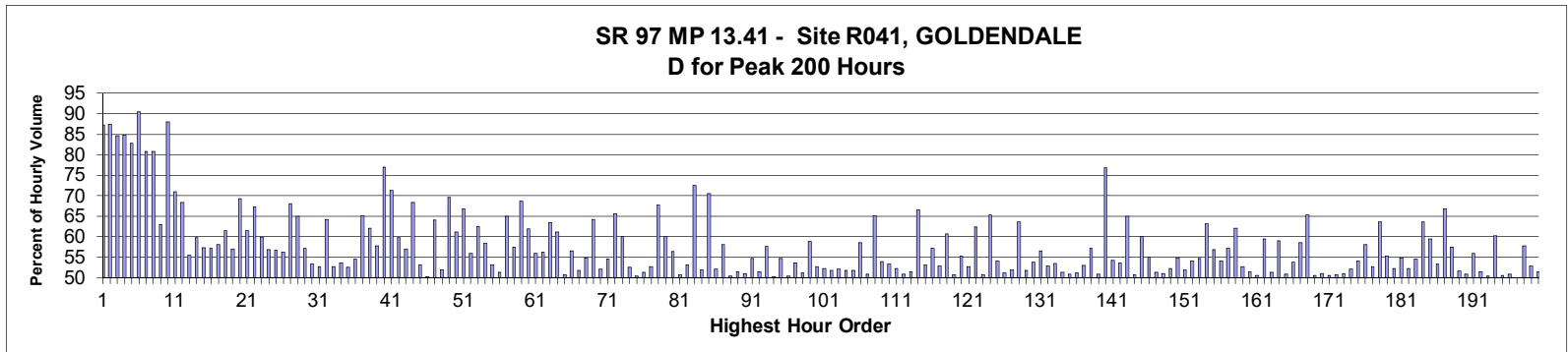
MO	DY	YR	DAY OF WK	HR	HR VOL	PERCENT OF AADT	HOUR NUMBER	AADT	EAST VOLUME	WEST VOLUME	PERCENT	PERCENT
											EAST IS OF TOTAL VOLUME	WEST IS OF TOTAL VOLUME
1	19	2017	5	12	419	19.87	68	2,109	233	186	55.61	44.39
5	26	2017	6	13	418	19.82	69	2,109	198	220	47.37	52.63
12	30	2017	7	9	418	19.82	70	2,109	402	16	96.17	3.83
7	2	2017	1	14	417	19.77	71	2,109	196	221	47.00	53.00
7	14	2017	6	16	416	19.72	72	2,109	165	251	39.66	60.34
1	15	2017	1	17	414	19.63	73	2,109	32	382	7.73	92.27
7	21	2017	6	17	413	19.58	74	2,109	140	273	33.90	66.10
5	26	2017	6	12	409	19.39	75	2,109	168	241	41.08	58.92
6	30	2017	6	15	409	19.39	76	2,109	175	234	42.79	57.21
1	19	2017	5	14	408	19.35	77	2,109	209	199	51.23	48.77
3	9	2017	5	14	408	19.35	78	2,109	55	353	13.48	86.52
7	21	2017	6	16	407	19.30	79	2,109	146	261	35.87	64.13
7	1	2017	7	11	406	19.25	80	2,109	177	229	43.60	56.40
7	30	2017	1	18	406	19.25	81	2,109	201	205	49.51	50.49
6	18	2017	1	17	405	19.20	82	2,109	148	257	36.54	63.46
7	1	2017	7	14	405	19.20	83	2,109	193	212	47.65	52.35
7	16	2017	1	12	403	19.11	84	2,109	211	192	52.36	47.64
7	21	2017	6	15	402	19.06	85	2,109	162	240	40.30	59.70
1	18	2017	4	15	400	18.97	86	2,109	192	208	48.00	52.00
7	1	2017	7	12	400	18.97	87	2,109	177	223	44.25	55.75
7	9	2017	1	13	399	18.92	88	2,109	212	187	53.13	46.87
7	21	2017	6	14	399	18.92	89	2,109	183	216	45.86	54.14
7	14	2017	6	18	398	18.87	90	2,109	150	248	37.69	62.31
1	15	2017	1	9	394	18.68	91	2,109	386	8	97.97	2.03
6	30	2017	6	16	394	18.68	92	2,109	164	230	41.62	58.38
7	21	2017	6	18	393	18.63	93	2,109	173	220	44.02	55.98
6	25	2017	1	18	391	18.54	94	2,109	151	240	38.62	61.38
7	22	2017	7	11	391	18.54	95	2,109	218	173	55.75	44.25
12	31	2017	1	9	391	18.54	96	2,109	382	9	97.70	2.30
7	1	2017	7	16	390	18.49	97	2,109	162	228	41.54	58.46
7	14	2017	6	17	389	18.44	98	2,109	156	233	40.10	59.90
7	29	2017	7	16	389	18.44	99	2,109	173	216	44.47	55.53
5	26	2017	6	20	388	18.40	100	2,109	182	206	46.91	53.09
6	30	2017	6	17	388	18.40	101	2,109	142	246	36.60	63.40
7	22	2017	7	14	387	18.35	102	2,109	183	204	47.29	52.71
1	18	2017	4	14	386	18.30	103	2,109	158	228	40.93	59.07
6	23	2017	6	18	386	18.30	104	2,109	190	196	49.22	50.78
7	14	2017	6	15	385	18.26	105	2,109	150	235	38.96	61.04
3	9	2017	5	15	384	18.21	106	2,109	73	311	19.01	80.99
7	2	2017	1	12	384	18.21	107	2,109	211	173	54.95	45.05
7	22	2017	7	15	384	18.21	108	2,109	176	208	45.83	54.17
5	29	2017	2	10	383	18.16	109	2,109	220	163	57.44	42.56
7	23	2017	1	18	382	18.11	110	2,109	188	194	49.21	50.79
7	29	2017	7	12	382	18.11	111	2,109	181	201	47.38	52.62
1	19	2017	5	16	380	18.02	112	2,109	160	220	42.11	57.89
2	19	2017	1	17	379	17.97	113	2,109	49	330	12.93	87.07
5	28	2017	1	10	377	17.88	114	2,109	113	264	29.97	70.03
7	1	2017	7	13	377	17.88	115	2,109	174	203	46.15	53.85
7	16	2017	1	18	376	17.83	116	2,109	185	191	49.20	50.80
5	27	2017	7	9	374	17.73	117	2,109	95	279	25.40	74.60
7	22	2017	7	16	373	17.69	118	2,109	152	221	40.75	59.25

MO	DY	YR	DAY OF WK	HR	HR VOL	PERCENT OF AADT	HOUR NUMBER	AADT	EAST VOLUME	WEST VOLUME	PERCENT EAST IS OF TOTAL VOLUME	PERCENT WEST IS OF TOTAL VOLUME
7	29	2017	7	17	372	17.64	119	2,109	141	231	37.90	62.10
7	14	2017	6	14	369	17.50	120	2,109	138	231	37.40	62.60
1	19	2017	5	17	367	17.40	121	2,109	156	211	42.51	57.49
7	2	2017	1	17	367	17.40	122	2,109	152	215	41.42	58.58
7	2	2017	1	18	367	17.40	123	2,109	145	222	39.51	60.49
7	9	2017	1	12	367	17.40	124	2,109	207	160	56.40	43.60
5	27	2017	7	20	366	17.35	125	2,109	214	152	58.47	41.53
7	22	2017	7	12	364	17.26	126	2,109	179	185	49.18	50.82
5	21	2017	1	15	362	17.16	127	2,109	162	200	44.75	55.25
6	23	2017	6	17	362	17.16	128	2,109	153	209	42.27	57.73
3	4	2017	7	17	361	17.12	129	2,109	50	311	13.85	86.15
7	15	2017	7	13	360	17.07	130	2,109	166	194	46.11	53.89
6	18	2017	1	14	359	17.02	131	2,109	157	202	43.73	56.27
7	7	2017	6	16	359	17.02	132	2,109	143	216	39.83	60.17
7	29	2017	7	15	359	17.02	133	2,109	162	197	45.13	54.87
7	1	2017	7	15	358	16.97	134	2,109	154	204	43.02	56.98
7	29	2017	7	14	358	16.97	135	2,109	163	195	45.53	54.47
1	19	2017	5	11	356	16.88	136	2,109	176	180	49.44	50.56
7	7	2017	6	17	356	16.88	137	2,109	131	225	36.80	63.20
7	15	2017	7	12	356	16.88	138	2,109	175	181	49.16	50.84
7	15	2017	7	17	356	16.88	139	2,109	161	195	45.22	54.78
7	23	2017	1	11	355	16.83	140	2,109	188	167	52.96	47.04
7	21	2017	6	12	353	16.74	141	2,109	169	184	47.88	52.12
7	15	2017	7	16	351	16.64	142	2,109	144	207	41.03	58.97
12	31	2017	1	17	351	16.64	143	2,109	34	317	9.69	90.31
1	14	2017	7	17	350	16.60	144	2,109	36	314	10.29	89.71
7	3	2017	2	12	349	16.55	145	2,109	184	165	52.72	47.28
7	22	2017	7	13	348	16.50	146	2,109	172	176	49.43	50.57
5	29	2017	2	18	347	16.45	147	2,109	180	167	51.87	48.13
1	28	2017	7	17	345	16.36	148	2,109	32	313	9.28	90.72
7	14	2017	6	13	345	16.36	149	2,109	157	188	45.51	54.49
2	25	2017	7	17	343	16.26	150	2,109	43	300	12.54	87.46
7	29	2017	7	13	342	16.22	151	2,109	177	165	51.75	48.25
2	19	2017	1	9	341	16.17	152	2,109	329	12	96.48	3.52
6	24	2017	7	11	340	16.12	153	2,109	170	170	50.00	50.00
6	30	2017	6	18	339	16.07	154	2,109	136	203	40.12	59.88
7	15	2017	7	15	338	16.03	155	2,109	138	200	40.83	59.17
5	26	2017	6	11	337	15.98	156	2,109	124	213	36.80	63.20
6	30	2017	6	13	337	15.98	157	2,109	163	174	48.37	51.63
7	15	2017	7	14	337	15.98	158	2,109	157	180	46.59	53.41
7	29	2017	7	11	336	15.93	159	2,109	172	164	51.19	48.81
7	2	2017	1	11	335	15.88	160	2,109	192	143	57.31	42.69
7	8	2017	7	17	335	15.88	161	2,109	141	194	42.09	57.91
7	24	2017	2	15	335	15.88	162	2,109	150	185	44.78	55.22
6	23	2017	6	16	334	15.84	163	2,109	164	170	49.10	50.90
7	29	2017	7	18	334	15.84	164	2,109	123	211	36.83	63.17
3	4	2017	7	9	333	15.79	165	2,109	313	20	93.99	6.01
5	21	2017	1	17	333	15.79	166	2,109	174	159	52.25	47.75
6	18	2017	1	15	332	15.74	167	2,109	165	167	49.70	50.30
7	22	2017	7	17	332	15.74	168	2,109	150	182	45.18	54.82
2	18	2017	7	17	331	15.69	169	2,109	27	304	8.16	91.84

MO	DY	YR	DAY OF WK	HR	HR VOL	PERCENT OF AADT	HOUR NUMBER	AADT	EAST VOLUME	WEST VOLUME	PERCENT	PERCENT
											EAST IS OF TOTAL VOLUME	WEST IS OF TOTAL VOLUME
3	9	2017	5	16	330	15.65	170	2,109	77	253	23.33	76.67
5	21	2017	1	14	330	15.65	171	2,109	138	192	41.82	58.18
6	23	2017	6	15	330	15.65	172	2,109	135	195	40.91	59.09
7	30	2017	1	11	330	15.65	173	2,109	183	147	55.45	44.55
7	31	2017	2	12	330	15.65	174	2,109	158	172	47.88	52.12
7	21	2017	6	13	329	15.60	175	2,109	175	154	53.19	46.81
6	24	2017	7	15	328	15.55	176	2,109	157	171	47.87	52.13
1	14	2017	7	9	327	15.50	177	2,109	310	17	94.80	5.20
5	28	2017	1	19	327	15.50	178	2,109	199	128	60.86	39.14
12	30	2017	7	16	327	15.50	179	2,109	57	270	17.43	82.57
1	18	2017	4	16	326	15.46	180	2,109	150	176	46.01	53.99
7	9	2017	1	18	325	15.41	181	2,109	159	166	48.92	51.08
6	16	2017	6	15	324	15.36	182	2,109	146	178	45.06	54.94
6	25	2017	1	19	324	15.36	183	2,109	146	178	45.06	54.94
2	25	2017	7	9	323	15.32	184	2,109	306	17	94.74	5.26
6	24	2017	7	16	323	15.32	185	2,109	142	181	43.96	56.04
7	7	2017	6	15	323	15.32	186	2,109	138	185	42.72	57.28
6	24	2017	7	12	322	15.27	187	2,109	165	157	51.24	48.76
1	15	2017	1	16	321	15.22	188	2,109	45	276	14.02	85.98
5	21	2017	1	16	320	15.17	189	2,109	141	179	44.06	55.94
2	4	2017	7	17	319	15.13	190	2,109	51	268	15.99	84.01
1	28	2017	7	9	318	15.08	191	2,109	294	24	92.45	7.55
6	18	2017	1	13	318	15.08	192	2,109	157	161	49.37	50.63
6	18	2017	1	16	318	15.08	193	2,109	140	178	44.03	55.97
7	31	2017	2	17	318	15.08	194	2,109	113	205	35.53	64.47
7	30	2017	1	19	317	15.03	195	2,109	155	162	48.90	51.10
6	30	2017	6	14	316	14.98	196	2,109	136	180	43.04	56.96
12	31	2017	1	16	316	14.98	197	2,109	44	272	13.92	86.08
6	11	2017	1	15	315	14.94	198	2,109	138	177	43.81	56.19
7	5	2017	4	16	315	14.94	199	2,109	158	157	50.16	49.84
7	8	2017	7	16	315	14.94	200	2,109	149	166	47.30	52.70



**AADT= 5,306      K 30 FACTOR= 13.83      K 100 FACTOR= 12.12      K 200 FACTOR= 10.99      D 30 FACTOR= 53.27**



MO	DY	YR	DAY OF WK	HR	HR VOL	PERCENT OF AADT	HOUR NUMBER	AADT	NORTH VOLUME	SOUTH VOLUME	PERCENT NORTH IS OF TOTAL VOLUME	PERCENT SOUTH IS OF TOTAL VOLUME
8	21	2017	2	18	1,170	22.05	1	5,306	1,021	149	87.26	12.74
8	21	2017	2	17	1,109	20.90	2	5,306	969	140	87.38	12.62
8	21	2017	2	16	1,105	20.83	3	5,306	935	170	84.62	15.38
8	21	2017	2	19	1,041	19.62	4	5,306	883	158	84.82	15.18
8	21	2017	2	15	1,028	19.37	5	5,306	851	177	82.78	17.22
8	21	2017	2	20	987	18.60	6	5,306	893	94	90.48	9.52
8	21	2017	2	14	971	18.30	7	5,306	785	186	80.84	19.16
8	21	2017	2	13	955	18.00	8	5,306	772	183	80.84	19.16
5	29	2017	2	13	860	16.21	9	5,306	318	542	36.98	63.02
8	21	2017	2	21	849	16.00	10	5,306	747	102	87.99	12.01
8	20	2017	1	12	818	15.42	11	5,306	238	580	29.10	70.90
8	20	2017	1	13	816	15.38	12	5,306	258	558	31.62	68.38
5	29	2017	2	14	811	15.28	13	5,306	361	450	44.51	55.49
7	23	2017	1	13	808	15.23	14	5,306	325	483	40.22	59.78
7	23	2017	1	14	793	14.95	15	5,306	339	454	42.75	57.25
6	25	2017	1	15	792	14.93	16	5,306	339	453	42.80	57.20

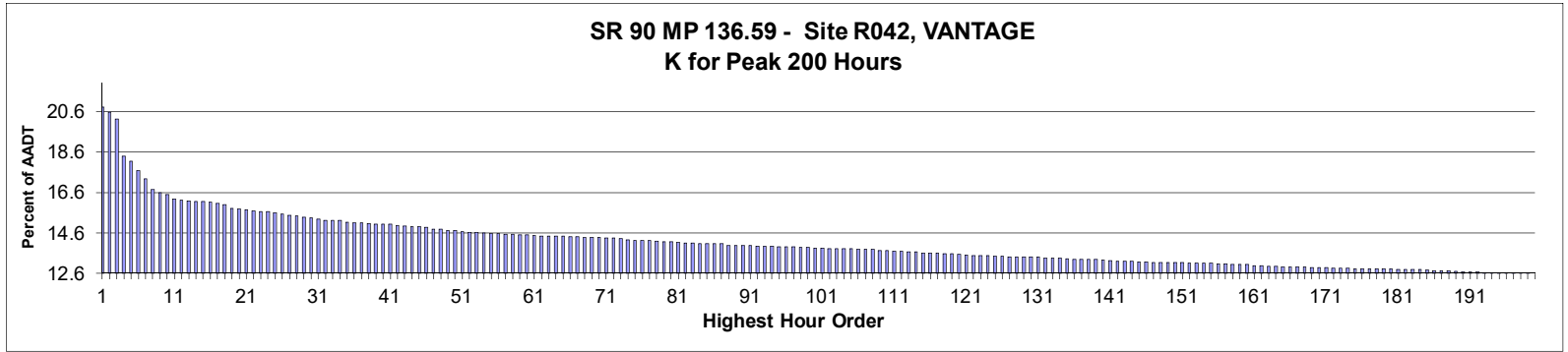
MO	DY	YR	DAY OF WK	HR	HR VOL	PERCENT OF AADT	HOUR NUMBER	AADT	NORTH VOLUME	SOUTH VOLUME	PERCENT	PERCENT
											IS OF TOTAL VOLUME	SOUTH IS OF TOTAL VOLUME
6	25	2017	1	16	790	14.89	17	5,306	331	459	41.90	58.10
6	25	2017	1	14	787	14.83	18	5,306	303	484	38.50	61.50
8	6	2017	1	14	787	14.83	19	5,306	339	448	43.07	56.93
8	20	2017	1	15	783	14.76	20	5,306	241	542	30.78	69.22
8	6	2017	1	15	774	14.59	21	5,306	298	476	38.50	61.50
8	20	2017	1	17	767	14.46	22	5,306	251	516	32.72	67.28
7	21	2017	6	16	766	14.44	23	5,306	459	307	59.92	40.08
8	27	2017	1	13	764	14.40	24	5,306	330	434	43.19	56.81
5	29	2017	2	16	763	14.38	25	5,306	432	331	56.62	43.38
7	21	2017	6	15	760	14.32	26	5,306	427	333	56.18	43.82
8	20	2017	1	14	750	14.13	27	5,306	240	510	32.00	68.00
8	20	2017	1	16	740	13.95	28	5,306	259	481	35.00	65.00
6	25	2017	1	17	739	13.93	29	5,306	317	422	42.90	57.10
5	26	2017	6	16	734	13.83	30	5,306	391	343	53.27	46.73
5	26	2017	6	18	726	13.68	31	5,306	343	383	47.25	52.75
8	6	2017	1	13	726	13.68	32	5,306	260	466	35.81	64.19
7	23	2017	1	16	724	13.64	33	5,306	382	342	52.76	47.24
8	18	2017	6	16	724	13.64	34	5,306	336	388	46.41	53.59
5	29	2017	2	15	723	13.63	35	5,306	343	380	47.44	52.56
8	13	2017	1	16	723	13.63	36	5,306	394	329	54.50	45.50
9	4	2017	2	12	722	13.61	37	5,306	252	470	34.90	65.10
9	4	2017	2	13	721	13.59	38	5,306	273	448	37.86	62.14
6	18	2017	1	13	720	13.57	39	5,306	304	416	42.22	57.78
8	20	2017	1	11	720	13.57	40	5,306	166	554	23.06	76.94
8	22	2017	3	14	719	13.55	41	5,306	513	206	71.35	28.65
6	25	2017	1	13	716	13.49	42	5,306	288	428	40.22	59.78
9	4	2017	2	14	716	13.49	43	5,306	308	408	43.02	56.98
5	29	2017	2	12	715	13.48	44	5,306	226	489	31.61	68.39
8	27	2017	1	14	713	13.44	45	5,306	334	379	46.84	53.16
11	22	2017	4	16	711	13.40	46	5,306	354	357	49.79	50.21
7	23	2017	1	12	710	13.38	47	5,306	255	455	35.92	64.08
7	23	2017	1	15	710	13.38	48	5,306	341	369	48.03	51.97
8	22	2017	3	13	710	13.38	49	5,306	494	216	69.58	30.42
6	25	2017	1	18	707	13.32	50	5,306	275	432	38.90	61.10
8	19	2017	7	12	706	13.31	51	5,306	234	472	33.14	66.86
8	13	2017	1	15	705	13.29	52	5,306	394	311	55.89	44.11
6	25	2017	1	19	697	13.14	53	5,306	261	436	37.45	62.55
6	18	2017	1	14	696	13.12	54	5,306	290	406	41.67	58.33
7	21	2017	6	13	695	13.10	55	5,306	369	326	53.09	46.91
7	22	2017	7	13	695	13.10	56	5,306	357	338	51.37	48.63
8	22	2017	3	15	695	13.10	57	5,306	452	243	65.04	34.96
8	27	2017	1	12	695	13.10	58	5,306	296	399	42.59	57.41
8	19	2017	7	11	694	13.08	59	5,306	218	476	31.41	68.59
6	25	2017	1	12	689	12.99	60	5,306	262	427	38.03	61.97
8	18	2017	6	14	689	12.99	61	5,306	304	385	44.12	55.88
8	18	2017	6	17	689	12.99	62	5,306	301	388	43.69	56.31
5	29	2017	2	11	685	12.91	63	5,306	250	435	36.50	63.50
7	22	2017	7	14	685	12.91	64	5,306	419	266	61.17	38.83
8	6	2017	1	16	685	12.91	65	5,306	338	347	49.34	50.66
7	21	2017	6	17	683	12.87	66	5,306	386	297	56.52	43.48
9	1	2017	6	17	682	12.85	67	5,306	329	353	48.24	51.76



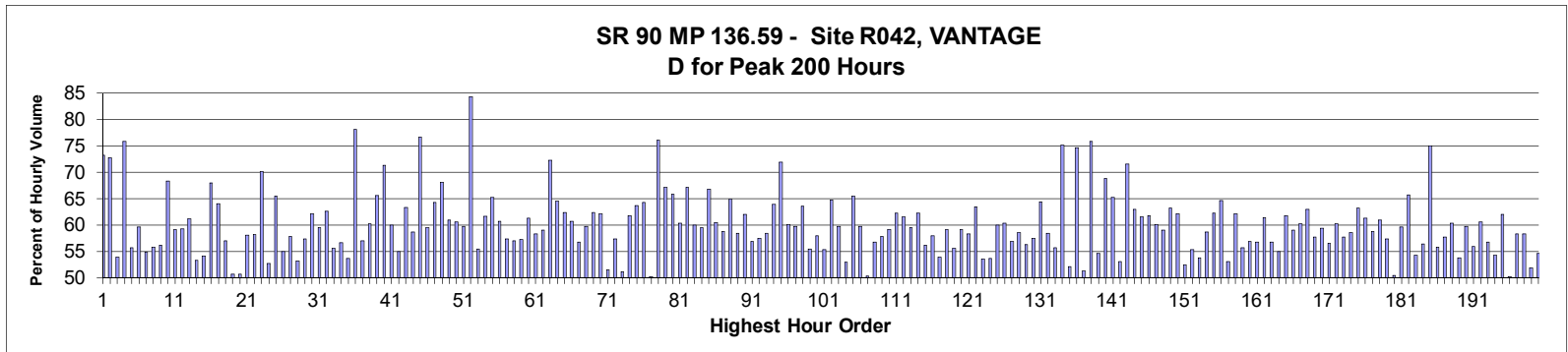
MO	DY	YR	DAY OF WK	HR	HR VOL	PERCENT OF AADT	HOUR NUMBER	AADT	NORTH VOLUME	SOUTH VOLUME	PERCENT NORTH IS OF TOTAL VOLUME	PERCENT SOUTH IS OF TOTAL VOLUME
8	18	2017	6	15	681	12.83	68	5,306	307	374	45.08	54.92
8	19	2017	7	14	681	12.83	69	5,306	244	437	35.83	64.17
6	30	2017	6	14	676	12.74	70	5,306	324	352	47.93	52.07
7	21	2017	6	14	676	12.74	71	5,306	369	307	54.59	45.41
8	19	2017	7	15	676	12.74	72	5,306	233	443	34.47	65.53
8	20	2017	1	18	676	12.74	73	5,306	270	406	39.94	60.06
9	1	2017	6	15	675	12.72	74	5,306	355	320	52.59	47.41
6	30	2017	6	15	672	12.66	75	5,306	339	333	50.45	49.55
11	22	2017	4	15	672	12.66	76	5,306	327	345	48.66	51.34
7	30	2017	1	16	671	12.65	77	5,306	354	317	52.76	47.24
8	19	2017	7	13	671	12.65	78	5,306	216	455	32.19	67.81
6	18	2017	1	15	670	12.63	79	5,306	268	402	40.00	60.00
8	18	2017	6	13	670	12.63	80	5,306	292	378	43.58	56.42
7	28	2017	6	15	669	12.61	81	5,306	330	339	49.33	50.67
8	13	2017	1	13	669	12.61	82	5,306	356	313	53.21	46.79
8	22	2017	3	16	669	12.61	83	5,306	485	184	72.50	27.50
5	26	2017	6	14	667	12.57	84	5,306	321	346	48.13	51.87
8	22	2017	3	12	665	12.53	85	5,306	469	196	70.53	29.47
6	16	2017	6	14	664	12.51	86	5,306	346	318	52.11	47.89
9	1	2017	6	16	664	12.51	87	5,306	386	278	58.13	41.87
5	26	2017	6	15	663	12.50	88	5,306	334	329	50.38	49.62
9	22	2017	6	17	662	12.48	89	5,306	321	341	48.49	51.51
8	25	2017	6	17	657	12.38	90	5,306	335	322	50.99	49.01
7	1	2017	7	12	655	12.34	91	5,306	297	358	45.34	54.66
9	4	2017	2	15	655	12.34	92	5,306	318	337	48.55	51.45
5	29	2017	2	17	653	12.31	93	5,306	376	277	57.58	42.42
6	23	2017	6	15	653	12.31	94	5,306	328	325	50.23	49.77
6	23	2017	6	16	651	12.27	95	5,306	356	295	54.69	45.31
7	22	2017	7	12	646	12.17	96	5,306	320	326	49.54	50.46
5	26	2017	6	17	645	12.16	97	5,306	299	346	46.36	53.64
8	4	2017	6	16	645	12.16	98	5,306	330	315	51.16	48.84
9	3	2017	1	14	645	12.16	99	5,306	380	265	58.91	41.09
7	1	2017	7	13	643	12.12	100	5,306	339	304	52.72	47.28
8	13	2017	1	14	643	12.12	101	5,306	336	307	52.26	47.74
11	26	2017	1	15	642	12.10	102	5,306	310	332	48.29	51.71
10	13	2017	6	17	641	12.08	103	5,306	334	307	52.11	47.89
8	4	2017	6	15	640	12.06	104	5,306	331	309	51.72	48.28
8	25	2017	6	14	638	12.02	105	5,306	330	308	51.72	48.28
7	21	2017	6	18	636	11.99	106	5,306	372	264	58.49	41.51
9	29	2017	6	17	636	11.99	107	5,306	312	324	49.06	50.94
6	18	2017	1	12	632	11.91	108	5,306	220	412	34.81	65.19
8	11	2017	6	15	632	11.91	109	5,306	341	291	53.96	46.04
8	27	2017	1	16	632	11.91	110	5,306	337	295	53.32	46.68
11	26	2017	1	13	631	11.89	111	5,306	330	301	52.30	47.70
6	18	2017	1	17	629	11.85	112	5,306	320	309	50.87	49.13
8	11	2017	6	14	629	11.85	113	5,306	324	305	51.51	48.49
12	23	2017	7	15	628	11.84	114	5,306	418	210	66.56	33.44
7	16	2017	1	13	626	11.80	115	5,306	333	293	53.19	46.81
8	25	2017	6	16	626	11.80	116	5,306	358	268	57.19	42.81
8	25	2017	6	13	625	11.78	117	5,306	295	330	47.20	52.80
7	23	2017	1	18	623	11.74	118	5,306	378	245	60.67	39.33

MO	DY	YR	DAY OF WK	HR	HR VOL	PERCENT OF AADT	HOUR NUMBER	AADT	NORTH VOLUME	SOUTH VOLUME	PERCENT NORTH IS OF TOTAL VOLUME	PERCENT SOUTH IS OF TOTAL VOLUME
6	16	2017	6	13	622	11.72	119	5,306	315	307	50.64	49.36
8	4	2017	6	13	622	11.72	120	5,306	344	278	55.31	44.69
7	16	2017	1	16	621	11.70	121	5,306	327	294	52.66	47.34
7	22	2017	7	15	620	11.68	122	5,306	387	233	62.42	37.58
8	12	2017	7	12	620	11.68	123	5,306	306	314	49.35	50.65
6	22	2017	5	13	619	11.67	124	5,306	404	215	65.27	34.73
6	16	2017	6	16	618	11.65	125	5,306	334	284	54.05	45.95
7	14	2017	6	15	618	11.65	126	5,306	316	302	51.13	48.87
8	27	2017	1	15	618	11.65	127	5,306	321	297	51.94	48.06
6	22	2017	5	12	617	11.63	128	5,306	392	225	63.53	36.47
11	22	2017	4	14	617	11.63	129	5,306	297	320	48.14	51.86
11	22	2017	4	17	616	11.61	130	5,306	285	331	46.27	53.73
8	13	2017	1	17	615	11.59	131	5,306	348	267	56.59	43.41
9	15	2017	6	17	615	11.59	132	5,306	325	290	52.85	47.15
6	16	2017	6	15	614	11.57	133	5,306	328	286	53.42	46.58
6	30	2017	6	13	614	11.57	134	5,306	299	315	48.70	51.30
9	1	2017	6	13	614	11.57	135	5,306	312	302	50.81	49.19
7	28	2017	6	17	613	11.55	136	5,306	299	314	48.78	51.22
8	4	2017	6	17	613	11.55	137	5,306	325	288	53.02	46.98
8	27	2017	1	17	613	11.55	138	5,306	350	263	57.10	42.90
7	28	2017	6	13	612	11.53	139	5,306	301	311	49.18	50.82
8	21	2017	2	12	612	11.53	140	5,306	470	142	76.80	23.20
8	25	2017	6	15	612	11.53	141	5,306	332	280	54.25	45.75
8	26	2017	7	16	612	11.53	142	5,306	328	284	53.59	46.41
7	23	2017	1	11	611	11.52	143	5,306	214	397	35.02	64.98
11	26	2017	1	14	611	11.52	144	5,306	301	310	49.26	50.74
8	6	2017	1	12	610	11.50	145	5,306	244	366	40.00	60.00
7	16	2017	1	14	609	11.48	146	5,306	335	274	55.01	44.99
7	28	2017	6	16	607	11.44	147	5,306	295	312	48.60	51.40
8	11	2017	6	16	607	11.44	148	5,306	310	297	51.07	48.93
11	22	2017	4	13	606	11.42	149	5,306	289	317	47.69	52.31
9	29	2017	6	16	605	11.40	150	5,306	332	273	54.88	45.12
7	14	2017	6	17	604	11.38	151	5,306	290	314	48.01	51.99
7	16	2017	1	17	604	11.38	152	5,306	327	277	54.14	45.86
8	4	2017	6	14	604	11.38	153	5,306	330	274	54.64	45.36
8	19	2017	7	16	604	11.38	154	5,306	223	381	36.92	63.08
10	13	2017	6	15	603	11.36	155	5,306	260	343	43.12	56.88
10	20	2017	6	17	603	11.36	156	5,306	277	326	45.94	54.06
11	22	2017	4	12	603	11.36	157	5,306	258	345	42.79	57.21
6	22	2017	5	14	601	11.33	158	5,306	373	228	62.06	37.94
6	30	2017	6	16	601	11.33	159	5,306	317	284	52.75	47.25
8	5	2017	7	13	601	11.33	160	5,306	292	309	48.59	51.41
9	1	2017	6	18	601	11.33	161	5,306	297	304	49.42	50.58
9	3	2017	1	13	601	11.33	162	5,306	357	244	59.40	40.60
9	22	2017	6	16	601	11.33	163	5,306	293	308	48.75	51.25
8	26	2017	7	15	600	11.31	164	5,306	354	246	59.00	41.00
7	21	2017	6	12	599	11.29	165	5,306	305	294	50.92	49.08
7	30	2017	1	14	599	11.29	166	5,306	322	277	53.76	46.24
11	26	2017	1	16	599	11.29	167	5,306	351	248	58.60	41.40
6	17	2017	7	15	598	11.27	168	5,306	390	208	65.22	34.78
7	30	2017	1	13	598	11.27	169	5,306	302	296	50.50	49.50

MO	DY	YR	DAY OF WK	HR	HR VOL	PERCENT OF AADT	HOUR NUMBER	AADT	NORTH VOLUME	SOUTH VOLUME	PERCENT NORTH IS OF TOTAL VOLUME	PERCENT SOUTH IS OF TOTAL VOLUME
7	14	2017	6	14	596	11.23	170	5,306	292	304	48.99	51.01
7	16	2017	1	15	596	11.23	171	5,306	301	295	50.50	49.50
8	13	2017	1	12	596	11.23	172	5,306	302	294	50.67	49.33
10	15	2017	1	14	596	11.23	173	5,306	304	292	51.01	48.99
5	27	2017	7	12	594	11.19	174	5,306	285	309	47.98	52.02
6	30	2017	6	17	594	11.19	175	5,306	273	321	45.96	54.04
8	18	2017	6	18	594	11.19	176	5,306	249	345	41.92	58.08
5	26	2017	6	19	593	11.18	177	5,306	280	313	47.22	52.78
5	29	2017	2	18	593	11.18	178	5,306	377	216	63.58	36.42
6	9	2017	6	16	593	11.18	179	5,306	328	265	55.31	44.69
6	23	2017	6	13	593	11.18	180	5,306	310	283	52.28	47.72
8	6	2017	1	17	593	11.18	181	5,306	325	268	54.81	45.19
9	4	2017	2	16	592	11.16	182	5,306	309	283	52.20	47.80
7	14	2017	6	12	591	11.14	183	5,306	269	322	45.52	54.48
8	19	2017	7	17	591	11.14	184	5,306	215	376	36.38	63.62
8	20	2017	1	19	590	11.12	185	5,306	239	351	40.51	59.49
10	15	2017	1	17	590	11.12	186	5,306	315	275	53.39	46.61
8	22	2017	3	11	589	11.10	187	5,306	394	195	66.89	33.11
10	6	2017	6	16	589	11.10	188	5,306	338	251	57.39	42.61
11	25	2017	7	14	589	11.10	189	5,306	285	304	48.39	51.61
10	6	2017	6	15	588	11.08	190	5,306	289	299	49.15	50.85
6	9	2017	6	13	587	11.06	191	5,306	328	259	55.88	44.12
6	30	2017	6	12	587	11.06	192	5,306	302	285	51.45	48.55
10	6	2017	6	17	587	11.06	193	5,306	296	291	50.43	49.57
7	23	2017	1	17	586	11.04	194	5,306	353	233	60.24	39.76
9	2	2017	7	13	585	11.03	195	5,306	289	296	49.40	50.60
6	17	2017	7	12	584	11.01	196	5,306	287	297	49.14	50.86
6	18	2017	1	16	584	11.01	197	5,306	292	292	50.00	50.00
8	17	2017	5	15	584	11.01	198	5,306	247	337	42.29	57.71
7	30	2017	1	15	583	10.99	199	5,306	275	308	47.17	52.83
8	11	2017	6	13	583	10.99	200	5,306	283	300	48.54	51.46



**AADT= 16,670**     
**K 30 FACTOR= 15.32**     
**K 100 FACTOR= 13.83**     
**K 200 FACTOR= 12.57**     
**D 30 FACTOR= 62.14**



MO	DY	YR	DAY OF WK	HR	HR VOL	PERCENT OF AADT	HOUR NUMBER	AADT	EAST VOLUME	WEST VOLUME	PERCENT EAST IS OF TOTAL VOLUME	PERCENT WEST IS OF TOTAL VOLUME
6	25	2017	1	13	3,467	20.80	1	16,670	928	2,539	26.77	73.23
6	25	2017	1	12	3,427	20.56	2	16,670	934	2,493	27.25	72.75
8	13	2017	1	13	3,365	20.19	3	16,670	1,813	1,552	53.88	46.12
6	25	2017	1	11	3,064	18.38	4	16,670	738	2,326	24.09	75.91
11	26	2017	1	14	3,022	18.13	5	16,670	1,683	1,339	55.69	44.31
11	26	2017	1	16	2,940	17.64	6	16,670	1,754	1,186	59.66	40.34
11	26	2017	1	13	2,874	17.24	7	16,670	1,576	1,298	54.84	45.16
8	13	2017	1	15	2,787	16.72	8	16,670	1,232	1,555	44.21	55.79
11	26	2017	1	15	2,761	16.56	9	16,670	1,550	1,211	56.14	43.86
6	25	2017	1	14	2,746	16.47	10	16,670	870	1,876	31.68	68.32
4	9	2017	1	15	2,708	16.24	11	16,670	1,105	1,603	40.81	59.19
4	9	2017	1	16	2,700	16.20	12	16,670	1,099	1,601	40.70	59.30
8	6	2017	1	13	2,693	16.15	13	16,670	1,044	1,649	38.77	61.23
8	20	2017	1	15	2,691	16.14	14	16,670	1,257	1,434	46.71	53.29
7	30	2017	1	14	2,687	16.12	15	16,670	1,234	1,453	45.92	54.08
7	21	2017	6	18	2,681	16.08	16	16,670	1,822	859	67.96	32.04

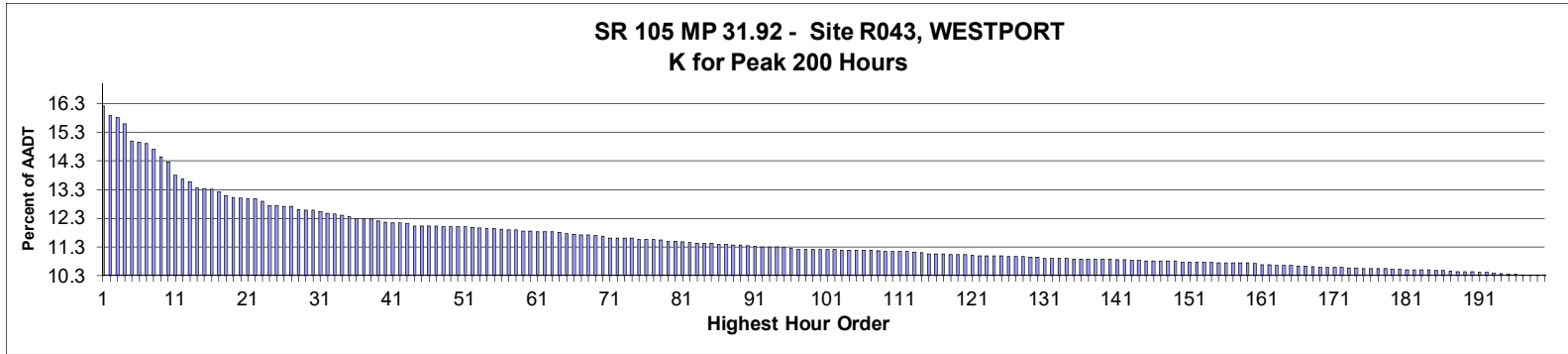
MO	DY	YR	DAY OF WK	HR	HR VOL	PERCENT OF AADT	HOUR NUMBER	AADT	EAST VOLUME	WEST VOLUME	PERCENT EAST IS OF TOTAL VOLUME	PERCENT WEST IS OF TOTAL VOLUME
8	6	2017	1	12	2,674	16.04	17	16,670	962	1,712	35.98	64.02
8	13	2017	1	14	2,663	15.97	18	16,670	1,146	1,517	43.03	56.97
8	20	2017	1	16	2,630	15.78	19	16,670	1,297	1,333	49.32	50.68
6	25	2017	1	17	2,628	15.76	20	16,670	1,331	1,297	50.65	49.35
8	20	2017	1	13	2,622	15.73	21	16,670	1,098	1,524	41.88	58.12
8	20	2017	1	14	2,611	15.66	22	16,670	1,092	1,519	41.82	58.18
7	21	2017	6	19	2,608	15.64	23	16,670	1,829	779	70.13	29.87
7	30	2017	1	15	2,604	15.62	24	16,670	1,233	1,371	47.35	52.65
7	21	2017	6	17	2,592	15.55	25	16,670	1,698	894	65.51	34.49
7	30	2017	1	13	2,583	15.49	26	16,670	1,164	1,419	45.06	54.94
4	9	2017	1	14	2,574	15.44	27	16,670	1,085	1,489	42.15	57.85
8	6	2017	1	14	2,568	15.40	28	16,670	1,203	1,365	46.85	53.15
7	23	2017	1	14	2,560	15.36	29	16,670	1,092	1,468	42.66	57.34
7	21	2017	6	16	2,554	15.32	30	16,670	1,587	967	62.14	37.86
8	20	2017	1	12	2,543	15.25	31	16,670	1,030	1,513	40.50	59.50
7	23	2017	1	13	2,533	15.19	32	16,670	946	1,587	37.35	62.65
10	22	2017	1	15	2,533	15.19	33	16,670	1,126	1,407	44.45	55.55
7	28	2017	6	15	2,530	15.18	34	16,670	1,433	1,097	56.64	43.36
11	26	2017	1	12	2,516	15.09	35	16,670	1,350	1,166	53.66	46.34
5	29	2017	2	11	2,513	15.07	36	16,670	549	1,964	21.85	78.15
7	23	2017	1	15	2,510	15.06	37	16,670	1,078	1,432	42.95	57.05
7	30	2017	1	12	2,506	15.03	38	16,670	996	1,510	39.74	60.26
6	18	2017	1	13	2,501	15.00	39	16,670	859	1,642	34.35	65.65
7	31	2017	2	11	2,499	14.99	40	16,670	717	1,782	28.69	71.31
8	27	2017	1	14	2,498	14.99	41	16,670	1,001	1,497	40.07	59.93
8	13	2017	1	16	2,492	14.95	42	16,670	1,122	1,370	45.02	54.98
7	23	2017	1	12	2,484	14.90	43	16,670	910	1,574	36.63	63.37
8	6	2017	1	15	2,481	14.88	44	16,670	1,026	1,455	41.35	58.65
8	19	2017	7	18	2,481	14.88	45	16,670	1,903	578	76.70	23.30
7	21	2017	6	15	2,474	14.84	46	16,670	1,471	1,003	59.46	40.54
5	29	2017	2	15	2,461	14.76	47	16,670	878	1,583	35.68	64.32
6	18	2017	1	12	2,461	14.76	48	16,670	784	1,677	31.86	68.14
9	17	2017	1	15	2,449	14.69	49	16,670	956	1,493	39.04	60.96
9	17	2017	1	14	2,447	14.68	50	16,670	966	1,481	39.48	60.52
6	23	2017	6	13	2,438	14.63	51	16,670	1,457	981	59.76	40.24
5	29	2017	2	10	2,434	14.60	52	16,670	382	2,052	15.69	84.31
4	9	2017	1	17	2,432	14.59	53	16,670	1,085	1,347	44.61	55.39
9	4	2017	2	13	2,431	14.58	54	16,670	932	1,499	38.34	61.66
6	23	2017	6	16	2,424	14.54	55	16,670	1,580	844	65.18	34.82
9	17	2017	1	16	2,423	14.54	56	16,670	953	1,470	39.33	60.67
7	23	2017	1	16	2,421	14.52	57	16,670	1,032	1,389	42.63	57.37
8	13	2017	1	17	2,420	14.52	58	16,670	1,040	1,380	42.98	57.02
7	16	2017	1	15	2,415	14.49	59	16,670	1,033	1,382	42.77	57.23
8	27	2017	1	15	2,415	14.49	60	16,670	934	1,481	38.67	61.33
7	28	2017	6	14	2,409	14.45	61	16,670	1,406	1,003	58.36	41.64
4	2	2017	1	16	2,403	14.42	62	16,670	984	1,419	40.95	59.05
5	29	2017	2	12	2,403	14.42	63	16,670	666	1,737	27.72	72.28
6	23	2017	6	17	2,401	14.40	64	16,670	1,550	851	64.56	35.44
8	20	2017	1	11	2,401	14.40	65	16,670	904	1,497	37.65	62.35
7	16	2017	1	14	2,399	14.39	66	16,670	943	1,456	39.31	60.69
7	21	2017	6	14	2,395	14.37	67	16,670	1,360	1,035	56.78	43.22

MO	DY	YR	DAY OF WK	HR	HR VOL	PERCENT OF AADT	HOUR NUMBER	AADT	EAST VOLUME	WEST VOLUME	PERCENT EAST IS OF TOTAL VOLUME	PERCENT WEST IS OF TOTAL VOLUME
6	18	2017	1	15	2,394	14.36	68	16,670	965	1,429	40.31	59.69
6	23	2017	6	15	2,391	14.34	69	16,670	1,492	899	62.40	37.60
8	27	2017	1	13	2,390	14.34	70	16,670	906	1,484	37.91	62.09
7	30	2017	1	16	2,389	14.33	71	16,670	1,159	1,230	48.51	51.49
8	11	2017	6	14	2,385	14.31	72	16,670	1,368	1,017	57.36	42.64
11	22	2017	4	14	2,383	14.30	73	16,670	1,218	1,165	51.11	48.89
6	23	2017	6	14	2,374	14.24	74	16,670	1,467	907	61.79	38.21
5	26	2017	6	16	2,369	14.21	75	16,670	1,508	861	63.66	36.34
5	26	2017	6	17	2,368	14.21	76	16,670	1,522	846	64.27	35.73
8	20	2017	1	17	2,366	14.19	77	16,670	1,187	1,179	50.17	49.83
6	25	2017	1	10	2,361	14.16	78	16,670	565	1,796	23.93	76.07
5	26	2017	6	15	2,355	14.13	79	16,670	1,580	775	67.09	32.91
7	23	2017	1	11	2,353	14.12	80	16,670	803	1,550	34.13	65.87
11	26	2017	1	17	2,351	14.10	81	16,670	1,419	932	60.36	39.64
9	4	2017	2	12	2,347	14.08	82	16,670	770	1,577	32.81	67.19
9	1	2017	6	16	2,345	14.07	83	16,670	1,406	939	59.96	40.04
8	11	2017	6	15	2,342	14.05	84	16,670	1,394	948	59.52	40.48
4	7	2017	6	13	2,341	14.04	85	16,670	1,563	778	66.77	33.23
6	18	2017	1	14	2,340	14.04	86	16,670	924	1,416	39.49	60.51
7	28	2017	6	13	2,338	14.03	87	16,670	1,374	964	58.77	41.23
6	25	2017	1	15	2,325	13.95	88	16,670	818	1,507	35.18	64.82
7	28	2017	6	16	2,325	13.95	89	16,670	1,359	966	58.45	41.55
10	20	2017	6	16	2,324	13.94	90	16,670	1,441	883	62.01	37.99
9	4	2017	2	14	2,323	13.94	91	16,670	1,003	1,320	43.18	56.82
4	2	2017	1	17	2,321	13.92	92	16,670	988	1,333	42.57	57.43
4	23	2017	1	16	2,318	13.91	93	16,670	963	1,355	41.54	58.46
5	29	2017	2	13	2,318	13.91	94	16,670	836	1,482	36.07	63.93
6	18	2017	1	11	2,317	13.90	95	16,670	652	1,665	28.14	71.86
10	13	2017	6	16	2,317	13.90	96	16,670	1,394	923	60.16	39.84
6	30	2017	6	15	2,313	13.88	97	16,670	1,383	930	59.79	40.21
4	7	2017	6	15	2,311	13.86	98	16,670	1,470	841	63.61	36.39
9	1	2017	6	17	2,310	13.86	99	16,670	1,282	1,028	55.50	44.50
8	4	2017	6	15	2,305	13.83	100	16,670	1,335	970	57.92	42.08
8	18	2017	6	15	2,303	13.82	101	16,670	1,273	1,030	55.28	44.72
7	22	2017	7	16	2,301	13.80	102	16,670	1,490	811	64.75	35.25
10	15	2017	1	16	2,301	13.80	103	16,670	925	1,376	40.20	59.80
8	18	2017	6	13	2,299	13.79	104	16,670	1,217	1,082	52.94	47.06
8	27	2017	1	12	2,299	13.79	105	16,670	794	1,505	34.54	65.46
7	16	2017	1	13	2,296	13.77	106	16,670	924	1,372	40.24	59.76
7	21	2017	6	13	2,292	13.75	107	16,670	1,139	1,153	49.69	50.31
8	18	2017	6	16	2,292	13.75	108	16,670	1,301	991	56.76	43.24
4	2	2017	1	15	2,285	13.71	109	16,670	964	1,321	42.19	57.81
7	16	2017	1	16	2,282	13.69	110	16,670	933	1,349	40.89	59.11
6	30	2017	6	17	2,280	13.68	111	16,670	1,420	860	62.28	37.72
9	17	2017	1	17	2,279	13.67	112	16,670	877	1,402	38.48	61.52
6	18	2017	1	16	2,276	13.65	113	16,670	921	1,355	40.47	59.53
9	17	2017	1	13	2,271	13.62	114	16,670	858	1,413	37.78	62.22
4	2	2017	1	14	2,262	13.57	115	16,670	991	1,271	43.81	56.19
6	11	2017	1	14	2,262	13.57	116	16,670	952	1,310	42.09	57.91
7	28	2017	6	12	2,261	13.56	117	16,670	1,219	1,042	53.91	46.09
6	25	2017	1	16	2,259	13.55	118	16,670	924	1,335	40.90	59.10

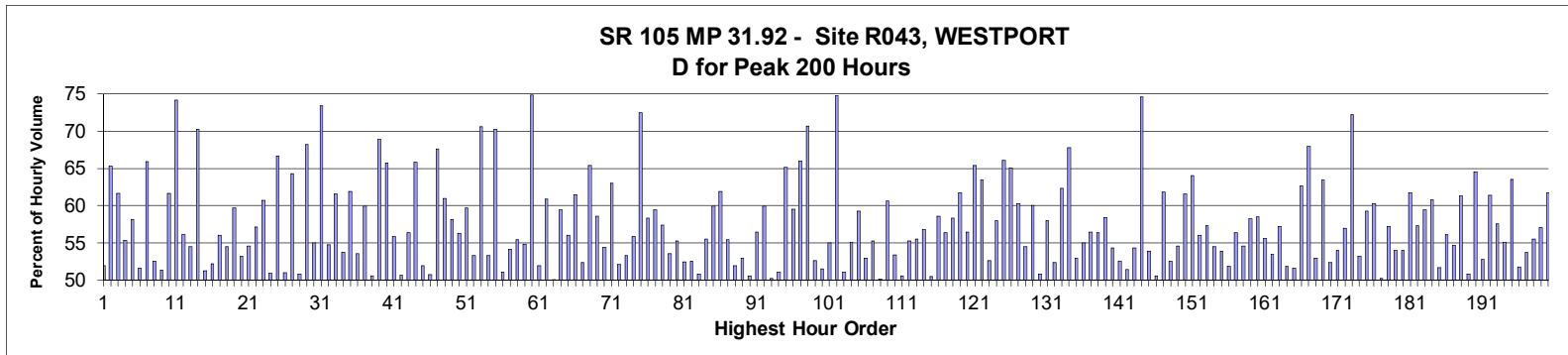
MO	DY	YR	DAY OF WK	HR	HR VOL	PERCENT OF AADT	HOUR NUMBER	AADT	EAST VOLUME	WEST VOLUME	PERCENT EAST IS OF TOTAL VOLUME	PERCENT WEST IS OF TOTAL VOLUME
7	23	2017	1	17	2,255	13.53	119	16,670	1,001	1,254	44.39	55.61
10	22	2017	1	16	2,254	13.52	120	16,670	922	1,332	40.91	59.09
7	1	2017	7	12	2,246	13.47	121	16,670	1,309	937	58.28	41.72
4	7	2017	6	16	2,240	13.44	122	16,670	1,422	818	63.48	36.52
9	1	2017	6	18	2,240	13.44	123	16,670	1,199	1,041	53.53	46.47
9	4	2017	2	15	2,240	13.44	124	16,670	1,038	1,202	46.34	53.66
8	27	2017	1	16	2,235	13.41	125	16,670	895	1,340	40.04	59.96
9	1	2017	6	15	2,235	13.41	126	16,670	1,349	886	60.36	39.64
8	4	2017	6	14	2,234	13.40	127	16,670	1,270	964	56.85	43.15
8	11	2017	6	16	2,232	13.39	128	16,670	1,306	926	58.51	41.49
11	22	2017	4	16	2,232	13.39	129	16,670	1,256	976	56.27	43.73
6	30	2017	6	14	2,230	13.38	130	16,670	1,282	948	57.49	42.51
10	15	2017	1	15	2,230	13.38	131	16,670	793	1,437	35.56	64.44
6	18	2017	1	17	2,221	13.32	132	16,670	923	1,298	41.56	58.44
8	19	2017	7	15	2,220	13.32	133	16,670	1,237	983	55.72	44.28
7	31	2017	2	10	2,219	13.31	134	16,670	552	1,667	24.88	75.12
11	22	2017	4	15	2,215	13.29	135	16,670	1,155	1,060	52.14	47.86
10	22	2017	1	14	2,212	13.27	136	16,670	560	1,652	25.32	74.68
7	14	2017	6	16	2,210	13.26	137	16,670	1,132	1,078	51.22	48.78
4	27	2017	5	17	2,209	13.25	138	16,670	1,675	534	75.83	24.17
8	18	2017	6	14	2,209	13.25	139	16,670	1,206	1,003	54.59	45.41
7	22	2017	7	17	2,204	13.22	140	16,670	1,516	688	68.78	31.22
7	31	2017	2	12	2,198	13.19	141	16,670	763	1,435	34.71	65.29
9	3	2017	1	16	2,196	13.17	142	16,670	1,165	1,031	53.05	46.95
9	4	2017	2	11	2,195	13.17	143	16,670	625	1,570	28.47	71.53
6	23	2017	6	18	2,193	13.16	144	16,670	1,381	812	62.97	37.03
9	15	2017	6	18	2,190	13.14	145	16,670	1,348	842	61.55	38.45
7	1	2017	7	11	2,188	13.13	146	16,670	1,352	836	61.79	38.21
8	18	2017	6	17	2,187	13.12	147	16,670	1,315	872	60.13	39.87
4	9	2017	1	13	2,186	13.11	148	16,670	895	1,291	40.94	59.06
5	27	2017	7	11	2,185	13.11	149	16,670	1,380	805	63.16	36.84
6	30	2017	6	18	2,185	13.11	150	16,670	1,357	828	62.11	37.89
9	4	2017	2	16	2,184	13.10	151	16,670	1,037	1,147	47.48	52.52
8	6	2017	1	16	2,182	13.09	152	16,670	976	1,206	44.73	55.27
8	11	2017	6	13	2,181	13.08	153	16,670	1,172	1,009	53.74	46.26
6	16	2017	6	17	2,178	13.07	154	16,670	1,279	899	58.72	41.28
7	22	2017	7	15	2,177	13.06	155	16,670	1,354	823	62.20	37.80
7	27	2017	5	14	2,176	13.05	156	16,670	1,407	769	64.66	35.34
8	4	2017	6	13	2,172	13.03	157	16,670	1,152	1,020	53.04	46.96
8	25	2017	6	15	2,170	13.02	158	16,670	1,349	821	62.17	37.83
11	22	2017	4	13	2,170	13.02	159	16,670	961	1,209	44.29	55.71
8	13	2017	1	18	2,169	13.01	160	16,670	936	1,233	43.15	56.85
6	16	2017	6	14	2,158	12.95	161	16,670	1,225	933	56.77	43.23
5	26	2017	6	12	2,157	12.94	162	16,670	1,325	832	61.43	38.57
7	22	2017	7	14	2,156	12.93	163	16,670	1,223	933	56.73	43.27
8	19	2017	7	14	2,154	12.92	164	16,670	1,183	971	54.92	45.08
5	26	2017	6	18	2,151	12.90	165	16,670	1,328	823	61.74	38.26
9	1	2017	6	14	2,151	12.90	166	16,670	1,269	882	59.00	41.00
5	12	2017	6	15	2,148	12.89	167	16,670	1,293	855	60.20	39.80
10	13	2017	6	17	2,148	12.89	168	16,670	1,353	795	62.99	37.01
9	15	2017	6	16	2,145	12.87	169	16,670	1,239	906	57.76	42.24

MO	DY	YR	DAY OF WK	HR	HR VOL	PERCENT OF AADT	HOUR NUMBER	AADT	EAST VOLUME	WEST VOLUME	PERCENT EAST IS OF TOTAL VOLUME	PERCENT WEST IS OF TOTAL VOLUME
9	15	2017	6	17	2,143	12.86	170	16,670	1,272	871	59.36	40.64
8	4	2017	6	16	2,142	12.85	171	16,670	1,211	931	56.54	43.46
9	17	2017	1	12	2,141	12.84	172	16,670	852	1,289	39.79	60.21
10	1	2017	1	16	2,139	12.83	173	16,670	904	1,235	42.26	57.74
6	23	2017	6	12	2,138	12.83	174	16,670	1,251	887	58.51	41.49
7	16	2017	1	12	2,136	12.81	175	16,670	785	1,351	36.75	63.25
5	26	2017	6	19	2,135	12.81	176	16,670	1,309	826	61.31	38.69
6	16	2017	6	15	2,135	12.81	177	16,670	1,254	881	58.74	41.26
6	30	2017	6	19	2,134	12.80	178	16,670	1,301	833	60.97	39.03
8	25	2017	6	14	2,134	12.80	179	16,670	1,223	911	57.31	42.69
8	11	2017	6	12	2,131	12.78	180	16,670	1,075	1,056	50.45	49.55
6	30	2017	6	16	2,129	12.77	181	16,670	1,269	860	59.61	40.39
8	24	2017	5	17	2,128	12.77	182	16,670	1,399	729	65.74	34.26
6	30	2017	6	13	2,126	12.75	183	16,670	1,153	973	54.23	45.77
9	3	2017	1	17	2,126	12.75	184	16,670	1,198	928	56.35	43.65
7	23	2017	1	10	2,123	12.74	185	16,670	529	1,594	24.92	75.08
5	21	2017	1	15	2,118	12.71	186	16,670	935	1,183	44.15	55.85
10	1	2017	1	15	2,117	12.70	187	16,670	894	1,223	42.23	57.77
6	11	2017	1	15	2,115	12.69	188	16,670	839	1,276	39.67	60.33
7	14	2017	6	14	2,113	12.68	189	16,670	1,135	978	53.72	46.28
10	8	2017	1	15	2,109	12.65	190	16,670	850	1,259	40.30	59.70
7	14	2017	6	15	2,108	12.65	191	16,670	1,178	930	55.88	44.12
10	8	2017	1	16	2,107	12.64	192	16,670	830	1,277	39.39	60.61
4	23	2017	1	17	2,104	12.62	193	16,670	909	1,195	43.20	56.80
6	16	2017	6	16	2,102	12.61	194	16,670	1,141	961	54.28	45.72
8	6	2017	1	11	2,101	12.60	195	16,670	798	1,303	37.98	62.02
7	2	2017	1	15	2,100	12.60	196	16,670	1,055	1,045	50.24	49.76
7	1	2017	7	13	2,099	12.59	197	16,670	1,223	876	58.27	41.73
7	5	2017	4	14	2,097	12.58	198	16,670	873	1,224	41.63	58.37
8	18	2017	6	12	2,097	12.58	199	16,670	1,088	1,009	51.88	48.12
7	16	2017	1	17	2,096	12.57	200	16,670	952	1,144	45.42	54.58





**AADT= 5,372      K 30 FACTOR= 12.58      K 100 FACTOR= 11.21      K 200 FACTOR= 10.31      D 30 FACTOR= 55.03**



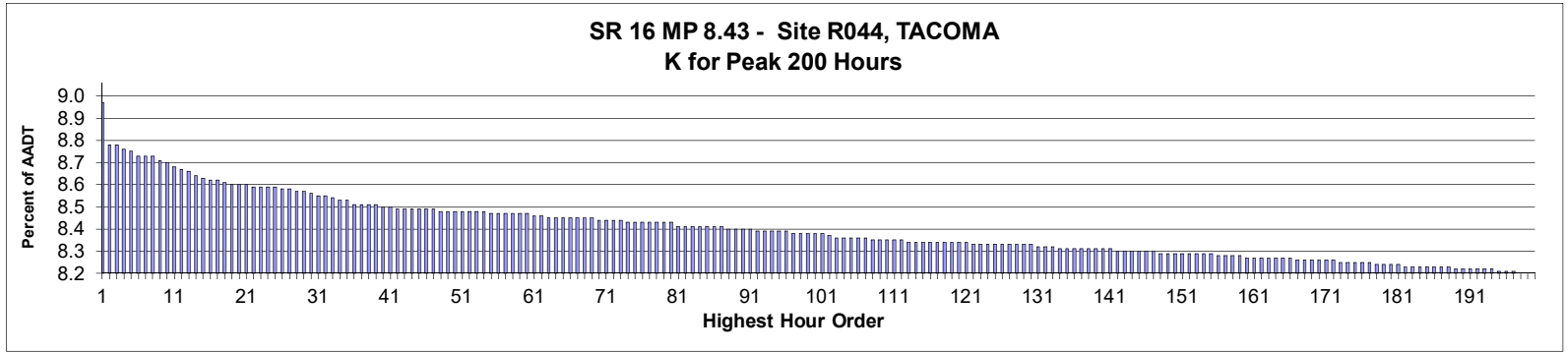
MO	DY	YR	DAY OF WK	HR	HR VOL	PERCENT OF AADT	HOUR NUMBER	AADT	NORTH VOLUME	SOUTH VOLUME	PERCENT NORTH IS OF TOTAL VOLUME	PERCENT SOUTH IS OF TOTAL VOLUME
6	24	2017	7	15	870	16.20	1	5,372	418	452	48.05	51.95
6	24	2017	7	13	853	15.88	2	5,372	296	557	34.70	65.30
6	24	2017	7	14	850	15.82	3	5,372	326	524	38.35	61.65
6	25	2017	1	13	838	15.60	4	5,372	374	464	44.63	55.37
6	24	2017	7	16	806	15.00	5	5,372	469	337	58.19	41.81
6	25	2017	1	12	803	14.95	6	5,372	389	414	48.44	51.56
6	24	2017	7	17	801	14.91	7	5,372	528	273	65.92	34.08
6	25	2017	1	14	790	14.71	8	5,372	375	415	47.47	52.53
9	2	2017	7	16	776	14.45	9	5,372	378	398	48.71	51.29
9	2	2017	7	14	766	14.26	10	5,372	294	472	38.38	61.62
6	24	2017	7	12	741	13.79	11	5,372	191	550	25.78	74.22
9	2	2017	7	17	734	13.66	12	5,372	412	322	56.13	43.87
8	3	2017	5	16	729	13.57	13	5,372	397	332	54.46	45.54
4	29	2017	7	9	717	13.35	14	5,372	213	504	29.71	70.29
5	28	2017	1	15	716	13.33	15	5,372	367	349	51.26	48.74
6	25	2017	1	15	715	13.31	16	5,372	373	342	52.17	47.83

MO	DY	YR	DAY OF WK	HR	HR VOL	PERCENT OF AADT	HOUR NUMBER	AADT	NORTH VOLUME	SOUTH VOLUME	PERCENT NORTH IS OF TOTAL VOLUME	PERCENT SOUTH IS OF TOTAL VOLUME
9	2	2017	7	15	710	13.22	17	5,372	312	398	43.94	56.06
5	27	2017	7	15	703	13.09	18	5,372	320	383	45.52	54.48
5	28	2017	1	16	700	13.03	19	5,372	418	282	59.71	40.29
5	27	2017	7	16	699	13.01	20	5,372	372	327	53.22	46.78
9	3	2017	1	13	698	12.99	21	5,372	317	381	45.42	54.58
6	25	2017	1	11	697	12.97	22	5,372	398	299	57.10	42.90
8	3	2017	5	14	693	12.90	23	5,372	272	421	39.25	60.75
2	23	2017	5	16	684	12.73	24	5,372	348	336	50.88	49.12
9	2	2017	7	13	684	12.73	25	5,372	228	456	33.33	66.67
5	28	2017	1	14	683	12.71	26	5,372	335	348	49.05	50.95
6	24	2017	7	18	683	12.71	27	5,372	439	244	64.28	35.72
8	4	2017	6	16	677	12.60	28	5,372	344	333	50.81	49.19
2	25	2017	7	16	676	12.58	29	5,372	215	461	31.80	68.20
9	4	2017	2	13	676	12.58	30	5,372	372	304	55.03	44.97
4	30	2017	1	12	673	12.53	31	5,372	494	179	73.40	26.60
8	11	2017	6	16	670	12.47	32	5,372	303	367	45.22	54.78
8	5	2017	7	17	669	12.45	33	5,372	412	257	61.58	38.42
9	3	2017	1	14	666	12.40	34	5,372	308	358	46.25	53.75
8	3	2017	5	17	664	12.36	35	5,372	411	253	61.90	38.10
8	5	2017	7	16	661	12.30	36	5,372	354	307	53.56	46.44
9	4	2017	2	12	661	12.30	37	5,372	396	265	59.91	40.09
7	3	2017	2	16	659	12.27	38	5,372	333	326	50.53	49.47
6	25	2017	1	16	656	12.21	39	5,372	452	204	68.90	31.10
8	6	2017	1	17	654	12.17	40	5,372	430	224	65.75	34.25
8	3	2017	5	15	652	12.14	41	5,372	288	364	44.17	55.83
8	18	2017	6	17	652	12.14	42	5,372	322	330	49.39	50.61
8	5	2017	7	14	651	12.12	43	5,372	284	367	43.63	56.37
5	27	2017	7	13	647	12.04	44	5,372	221	426	34.16	65.84
7	28	2017	6	16	647	12.04	45	5,372	336	311	51.93	48.07
9	3	2017	1	15	647	12.04	46	5,372	328	319	50.70	49.30
2	23	2017	5	17	646	12.03	47	5,372	437	209	67.65	32.35
5	27	2017	7	14	645	12.01	48	5,372	252	393	39.07	60.93
8	5	2017	7	13	645	12.01	49	5,372	270	375	41.86	58.14
8	5	2017	7	15	645	12.01	50	5,372	282	363	43.72	56.28
8	6	2017	1	16	645	12.01	51	5,372	385	260	59.69	40.31
5	27	2017	7	17	644	11.99	52	5,372	343	301	53.26	46.74
4	30	2017	1	11	643	11.97	53	5,372	454	189	70.61	29.39
8	4	2017	6	17	642	11.95	54	5,372	342	300	53.27	46.73
9	2	2017	7	12	642	11.95	55	5,372	191	451	29.75	70.25
6	23	2017	6	16	640	11.91	56	5,372	327	313	51.09	48.91
4	30	2017	1	10	639	11.90	57	5,372	293	346	45.85	54.15
8	11	2017	6	17	639	11.90	58	5,372	354	285	55.40	44.60
5	28	2017	1	13	637	11.86	59	5,372	288	349	45.21	54.79
6	25	2017	1	17	637	11.86	60	5,372	477	160	74.88	25.12
7	3	2017	2	12	636	11.84	61	5,372	330	306	51.89	48.11
7	23	2017	1	13	636	11.84	62	5,372	387	249	60.85	39.15
7	2	2017	1	12	635	11.82	63	5,372	317	318	49.92	50.08
8	3	2017	5	18	634	11.80	64	5,372	377	257	59.46	40.54
8	6	2017	1	13	632	11.76	65	5,372	354	278	56.01	43.99
7	30	2017	1	13	631	11.75	66	5,372	388	243	61.49	38.51
7	3	2017	2	13	630	11.73	67	5,372	330	300	52.38	47.62

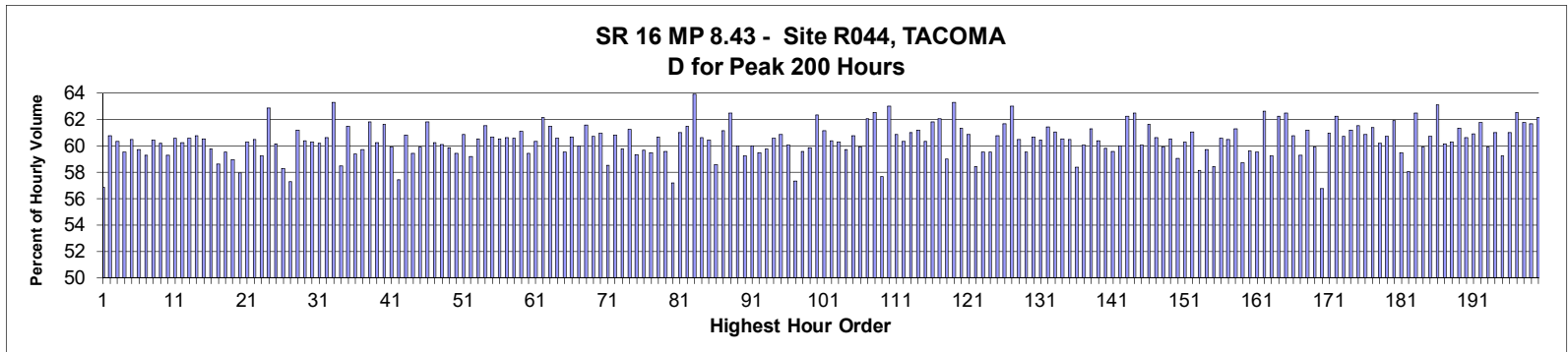
MO	DY	YR	DAY OF WK	HR	HR VOL	PERCENT OF AADT	HOUR NUMBER	AADT	NORTH VOLUME	SOUTH VOLUME	PERCENT NORTH IS OF TOTAL VOLUME	PERCENT SOUTH IS OF TOTAL VOLUME
12	31	2017	1	16	630	11.73	68	5,372	218	412	34.60	65.40
8	3	2017	5	13	628	11.69	69	5,372	260	368	41.40	58.60
7	15	2017	7	17	627	11.67	70	5,372	341	286	54.39	45.61
7	29	2017	7	13	624	11.62	71	5,372	231	393	37.02	62.98
8	2	2017	4	16	624	11.62	72	5,372	325	299	52.08	47.92
5	28	2017	1	12	623	11.60	73	5,372	291	332	46.71	53.29
8	5	2017	7	12	623	11.60	74	5,372	275	348	44.14	55.86
4	30	2017	1	13	621	11.56	75	5,372	450	171	72.46	27.54
7	8	2017	7	17	621	11.56	76	5,372	362	259	58.29	41.71
8	2	2017	4	17	621	11.56	77	5,372	369	252	59.42	40.58
9	2	2017	7	18	620	11.54	78	5,372	356	264	57.42	42.58
8	6	2017	1	14	618	11.50	79	5,372	331	287	53.56	46.44
8	4	2017	6	18	617	11.49	80	5,372	276	341	44.73	55.27
6	30	2017	6	16	616	11.47	81	5,372	293	323	47.56	52.44
7	1	2017	7	17	615	11.45	82	5,372	292	323	47.48	52.52
7	2	2017	1	15	614	11.43	83	5,372	302	312	49.19	50.81
8	1	2017	3	16	614	11.43	84	5,372	341	273	55.54	44.46
8	27	2017	1	13	614	11.43	85	5,372	368	246	59.93	40.07
7	2	2017	1	17	612	11.39	86	5,372	379	233	61.93	38.07
9	4	2017	2	14	612	11.39	87	5,372	339	273	55.39	44.61
7	2	2017	1	14	610	11.36	88	5,372	293	317	48.03	51.97
9	3	2017	1	12	610	11.36	89	5,372	287	323	47.05	52.95
7	2	2017	1	16	609	11.34	90	5,372	308	301	50.57	49.43
7	2	2017	1	13	608	11.32	91	5,372	265	343	43.59	56.41
8	3	2017	5	12	607	11.30	92	5,372	243	364	40.03	59.97
8	18	2017	6	16	607	11.30	93	5,372	302	305	49.75	50.25
9	1	2017	6	15	607	11.30	94	5,372	297	310	48.93	51.07
7	2	2017	1	18	606	11.28	95	5,372	395	211	65.18	34.82
3	10	2017	6	16	605	11.26	96	5,372	245	360	40.50	59.50
5	28	2017	1	17	603	11.22	97	5,372	398	205	66.00	34.00
6	24	2017	7	11	603	11.22	98	5,372	177	426	29.35	70.65
7	28	2017	6	17	603	11.22	99	5,372	317	286	52.57	47.43
5	26	2017	6	16	602	11.21	100	5,372	310	292	51.50	48.50
8	17	2017	5	16	602	11.21	101	5,372	331	271	54.98	45.02
12	31	2017	1	15	602	11.21	102	5,372	152	450	25.25	74.75
6	23	2017	6	17	601	11.19	103	5,372	307	294	51.08	48.92
7	23	2017	1	14	601	11.19	104	5,372	331	270	55.07	44.93
7	29	2017	7	14	601	11.19	105	5,372	245	356	40.77	59.23
8	6	2017	1	15	601	11.19	106	5,372	318	283	52.91	47.09
11	3	2017	6	16	601	11.19	107	5,372	269	332	44.76	55.24
7	14	2017	6	16	600	11.17	108	5,372	301	299	50.17	49.83
7	1	2017	7	15	599	11.15	109	5,372	236	363	39.40	60.60
7	3	2017	2	15	599	11.15	110	5,372	279	320	46.58	53.42
7	3	2017	2	17	599	11.15	111	5,372	296	303	49.42	50.58
9	1	2017	6	16	599	11.15	112	5,372	268	331	44.74	55.26
2	24	2017	6	17	598	11.13	113	5,372	332	266	55.52	44.48
8	2	2017	4	14	597	11.11	114	5,372	258	339	43.22	56.78
5	21	2017	1	14	594	11.06	115	5,372	300	294	50.51	49.49
8	16	2017	4	16	594	11.06	116	5,372	348	246	58.59	41.41
9	3	2017	1	16	594	11.06	117	5,372	335	259	56.40	43.60
6	23	2017	6	13	593	11.04	118	5,372	247	346	41.65	58.35

MO	DY	YR	DAY OF WK	HR	HR VOL	PERCENT OF AADT	HOUR NUMBER	AADT	NORTH VOLUME	SOUTH VOLUME	PERCENT NORTH IS OF TOTAL VOLUME	PERCENT SOUTH IS OF TOTAL VOLUME
7	5	2017	4	13	593	11.04	119	5,372	366	227	61.72	38.28
7	21	2017	6	16	593	11.04	120	5,372	335	258	56.49	43.51
9	4	2017	2	11	592	11.02	121	5,372	387	205	65.37	34.63
9	3	2017	1	17	591	11.00	122	5,372	375	216	63.45	36.55
9	15	2017	6	17	591	11.00	123	5,372	280	311	47.38	52.62
6	23	2017	6	15	590	10.98	124	5,372	248	342	42.03	57.97
8	5	2017	7	18	590	10.98	125	5,372	390	200	66.10	33.90
2	23	2017	5	15	589	10.96	126	5,372	206	383	34.97	65.03
2	25	2017	7	15	589	10.96	127	5,372	234	355	39.73	60.27
8	18	2017	6	15	589	10.96	128	5,372	268	321	45.50	54.50
4	29	2017	7	10	588	10.95	129	5,372	353	235	60.03	39.97
8	10	2017	5	16	588	10.95	130	5,372	289	299	49.15	50.85
2	24	2017	6	16	586	10.91	131	5,372	246	340	41.98	58.02
7	3	2017	2	14	586	10.91	132	5,372	279	307	47.61	52.39
11	3	2017	6	17	586	10.91	133	5,372	221	365	37.71	62.29
12	31	2017	1	17	586	10.91	134	5,372	397	189	67.75	32.25
8	7	2017	2	16	585	10.89	135	5,372	310	275	52.99	47.01
8	20	2017	1	13	585	10.89	136	5,372	322	263	55.04	44.96
9	16	2017	7	15	585	10.89	137	5,372	330	255	56.41	43.59
7	30	2017	1	14	584	10.87	138	5,372	329	255	56.34	43.66
8	19	2017	7	13	584	10.87	139	5,372	243	341	41.61	58.39
11	3	2017	6	18	584	10.87	140	5,372	267	317	45.72	54.28
7	22	2017	7	15	583	10.85	141	5,372	277	306	47.51	52.49
9	15	2017	6	16	583	10.85	142	5,372	300	283	51.46	48.54
8	20	2017	1	14	582	10.83	143	5,372	316	266	54.30	45.70
11	4	2017	7	17	582	10.83	144	5,372	148	434	25.43	74.57
7	1	2017	7	16	581	10.82	145	5,372	268	313	46.13	53.87
7	14	2017	6	17	581	10.82	146	5,372	287	294	49.40	50.60
8	6	2017	1	12	581	10.82	147	5,372	359	222	61.79	38.21
8	13	2017	1	14	581	10.82	148	5,372	305	276	52.50	47.50
9	1	2017	6	14	581	10.82	149	5,372	264	317	45.44	54.56
4	29	2017	7	12	578	10.76	150	5,372	356	222	61.59	38.41
6	23	2017	6	14	578	10.76	151	5,372	208	370	35.99	64.01
8	2	2017	4	13	578	10.76	152	5,372	254	324	43.94	56.06
8	15	2017	3	16	578	10.76	153	5,372	331	247	57.27	42.73
9	4	2017	2	15	578	10.76	154	5,372	315	263	54.50	45.50
7	27	2017	5	16	577	10.74	155	5,372	311	266	53.90	46.10
8	4	2017	6	12	577	10.74	156	5,372	278	299	48.18	51.82
8	4	2017	6	15	577	10.74	157	5,372	252	325	43.67	56.33
8	11	2017	6	18	577	10.74	158	5,372	262	315	45.41	54.59
9	1	2017	6	17	577	10.74	159	5,372	241	336	41.77	58.23
8	8	2017	3	16	576	10.72	160	5,372	337	239	58.51	41.49
8	9	2017	4	18	574	10.69	161	5,372	319	255	55.57	44.43
8	16	2017	4	17	574	10.69	162	5,372	307	267	53.48	46.52
7	1	2017	7	14	573	10.67	163	5,372	245	328	42.76	57.24
7	29	2017	7	15	573	10.67	164	5,372	276	297	48.17	51.83
6	9	2017	6	16	572	10.65	165	5,372	295	277	51.57	48.43
8	20	2017	1	12	571	10.63	166	5,372	358	213	62.70	37.30
10	6	2017	6	18	571	10.63	167	5,372	183	388	32.05	67.95
8	19	2017	7	14	570	10.61	168	5,372	268	302	47.02	52.98
5	27	2017	7	12	569	10.59	169	5,372	208	361	36.56	63.44

MO	DY	YR	DAY OF WK	HR	HR VOL	PERCENT OF AADT	HOUR NUMBER	AADT	NORTH VOLUME	SOUTH VOLUME	PERCENT NORTH IS OF TOTAL VOLUME	PERCENT SOUTH IS OF TOTAL VOLUME
7	29	2017	7	16	569	10.59	170	5,372	298	271	52.37	47.63
8	26	2017	7	16	569	10.59	171	5,372	307	262	53.95	46.05
10	6	2017	6	17	569	10.59	172	5,372	245	324	43.06	56.94
6	25	2017	1	18	568	10.57	173	5,372	410	158	72.18	27.82
8	17	2017	5	17	568	10.57	174	5,372	302	266	53.17	46.83
2	25	2017	7	17	567	10.55	175	5,372	231	336	40.74	59.26
7	23	2017	1	12	567	10.55	176	5,372	342	225	60.32	39.68
8	4	2017	6	14	567	10.55	177	5,372	285	282	50.26	49.74
9	14	2017	5	16	566	10.54	178	5,372	324	242	57.24	42.76
8	1	2017	3	15	565	10.52	179	5,372	260	305	46.02	53.98
9	5	2017	3	16	565	10.52	180	5,372	305	260	53.98	46.02
7	5	2017	4	12	564	10.50	181	5,372	348	216	61.70	38.30
7	25	2017	3	16	564	10.50	182	5,372	323	241	57.27	42.73
8	26	2017	7	12	564	10.50	183	5,372	229	335	40.60	59.40
8	27	2017	1	12	564	10.50	184	5,372	343	221	60.82	39.18
7	31	2017	2	16	563	10.48	185	5,372	291	272	51.69	48.31
8	12	2017	7	16	563	10.48	186	5,372	316	247	56.13	43.87
8	18	2017	6	13	562	10.46	187	5,372	255	307	45.37	54.63
7	1	2017	7	13	561	10.44	188	5,372	217	344	38.68	61.32
8	27	2017	1	14	561	10.44	189	5,372	276	285	49.20	50.80
10	7	2017	7	13	561	10.44	190	5,372	199	362	35.47	64.53
8	12	2017	7	15	559	10.41	191	5,372	264	295	47.23	52.77
9	4	2017	2	16	559	10.41	192	5,372	343	216	61.36	38.64
2	25	2017	7	14	558	10.39	193	5,372	237	321	42.47	57.53
7	6	2017	5	17	557	10.37	194	5,372	307	250	55.12	44.88
7	8	2017	7	18	556	10.35	195	5,372	353	203	63.49	36.51
8	2	2017	4	15	556	10.35	196	5,372	268	288	48.20	51.80
7	23	2017	1	15	555	10.33	197	5,372	298	257	53.69	46.31
8	26	2017	7	14	555	10.33	198	5,372	247	308	44.50	55.50
7	21	2017	6	15	554	10.31	199	5,372	238	316	42.96	57.04
7	22	2017	7	18	554	10.31	200	5,372	342	212	61.73	38.27



AADT= 85,252      K 30 FACTOR= 8.60      K 100 FACTOR= 8.42      K 200 FACTOR= 8.24      D 30 FACTOR= 60.31



MO	DY	YR	DAY OF WK	HR	HR VOL	PERCENT OF AADT	HOUR NUMBER	AADT	EAST VOLUME	WEST VOLUME	PERCENT EAST IS OF TOTAL VOLUME	PERCENT WEST IS OF TOTAL VOLUME
6	13	2017	3	18	7,684	9.01	1	85,252	3,316	4,368	43.15	56.85
5	19	2017	6	17	7,517	8.82	2	85,252	2,950	4,567	39.24	60.76
6	16	2017	6	17	7,517	8.82	3	85,252	2,980	4,537	39.64	60.36
7	27	2017	5	17	7,498	8.80	4	85,252	3,035	4,463	40.48	59.52
9	28	2017	5	17	7,494	8.79	5	85,252	2,960	4,534	39.50	60.50
10	6	2017	6	17	7,474	8.77	6	85,252	3,011	4,463	40.29	59.71
6	13	2017	3	17	7,473	8.77	7	85,252	3,043	4,430	40.72	59.28
9	8	2017	6	17	7,473	8.77	8	85,252	2,957	4,516	39.57	60.43
7	13	2017	5	17	7,457	8.75	9	85,252	2,968	4,489	39.80	60.20
12	14	2017	5	17	7,449	8.74	10	85,252	3,033	4,416	40.72	59.28
8	11	2017	6	17	7,431	8.72	11	85,252	2,930	4,501	39.43	60.57
8	17	2017	5	17	7,423	8.71	12	85,252	2,949	4,474	39.73	60.27
9	7	2017	5	17	7,419	8.70	13	85,252	2,923	4,496	39.40	60.60
7	14	2017	6	17	7,397	8.68	14	85,252	2,902	4,495	39.23	60.77
7	25	2017	3	17	7,388	8.67	15	85,252	2,917	4,471	39.48	60.52
5	25	2017	5	17	7,387	8.66	16	85,252	2,970	4,417	40.21	59.79

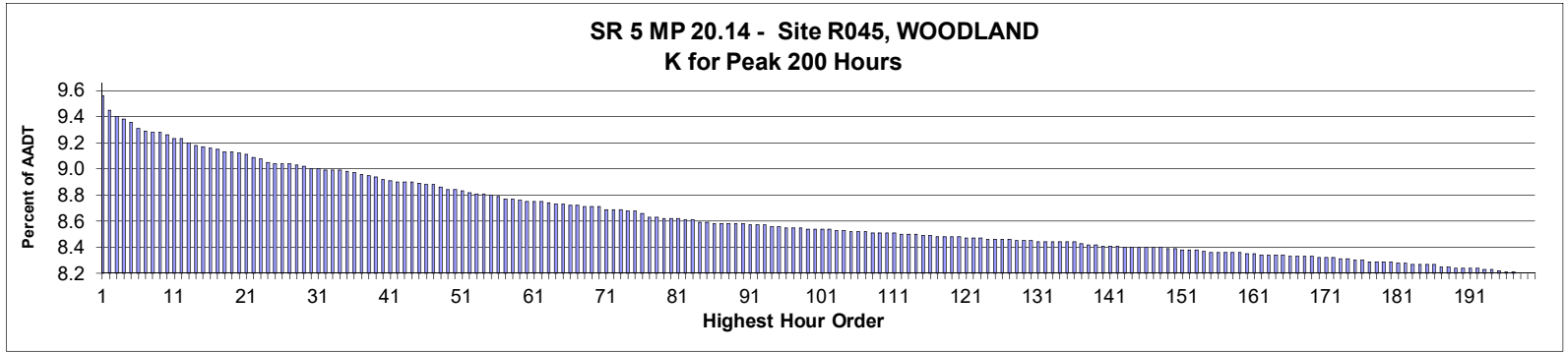
MO	DY	YR	DAY OF WK	HR	HR VOL	PERCENT OF AADT	HOUR NUMBER	AADT	EAST VOLUME	WEST VOLUME	PERCENT EAST IS OF TOTAL VOLUME	PERCENT WEST IS OF TOTAL VOLUME
12	8	2017	6	17	7,385	8.66	17	85,252	3,056	4,329	41.38	58.62
12	15	2017	6	17	7,375	8.65	18	85,252	2,983	4,392	40.45	59.55
7	19	2017	4	17	7,370	8.64	19	85,252	3,024	4,346	41.03	58.97
7	12	2017	4	17	7,369	8.64	20	85,252	3,099	4,270	42.05	57.95
6	7	2017	4	17	7,364	8.64	21	85,252	2,923	4,441	39.69	60.31
9	22	2017	6	17	7,360	8.63	22	85,252	2,909	4,451	39.52	60.48
10	13	2017	6	17	7,360	8.63	23	85,252	3,000	4,360	40.76	59.24
5	31	2017	4	17	7,358	8.63	24	85,252	2,732	4,626	37.13	62.87
12	12	2017	3	17	7,355	8.63	25	85,252	2,932	4,423	39.86	60.14
6	6	2017	3	17	7,347	8.62	26	85,252	3,066	4,281	41.73	58.27
12	21	2017	5	17	7,347	8.62	27	85,252	3,138	4,209	42.71	57.29
8	15	2017	3	17	7,343	8.61	28	85,252	2,849	4,494	38.80	61.20
9	27	2017	4	17	7,341	8.61	29	85,252	2,909	4,432	39.63	60.37
6	29	2017	5	17	7,330	8.60	30	85,252	2,909	4,421	39.69	60.31
8	10	2017	5	17	7,326	8.59	31	85,252	2,914	4,412	39.78	60.22
8	24	2017	5	17	7,324	8.59	32	85,252	2,883	4,441	39.36	60.64
3	10	2017	6	17	7,315	8.58	33	85,252	2,683	4,632	36.68	63.32
7	20	2017	5	17	7,309	8.57	34	85,252	3,035	4,274	41.52	58.48
10	31	2017	3	17	7,307	8.57	35	85,252	2,813	4,494	38.50	61.50
7	18	2017	3	17	7,292	8.55	36	85,252	2,962	4,330	40.62	59.38
4	28	2017	6	17	7,291	8.55	37	85,252	2,935	4,356	40.26	59.74
8	22	2017	3	17	7,291	8.55	38	85,252	2,785	4,506	38.20	61.80
10	25	2017	4	17	7,285	8.55	39	85,252	2,896	4,389	39.75	60.25
4	11	2017	3	17	7,280	8.54	40	85,252	2,794	4,486	38.38	61.62
12	13	2017	4	17	7,278	8.54	41	85,252	2,919	4,359	40.11	59.89
10	6	2017	6	18	7,276	8.53	42	85,252	3,099	4,177	42.59	57.41
12	20	2017	4	17	7,276	8.53	43	85,252	2,851	4,425	39.18	60.82
6	19	2017	2	17	7,275	8.53	44	85,252	2,950	4,325	40.55	59.45
5	12	2017	6	17	7,274	8.53	45	85,252	2,917	4,357	40.10	59.90
6	2	2017	6	17	7,274	8.53	46	85,252	2,777	4,497	38.18	61.82
7	13	2017	5	18	7,269	8.53	47	85,252	2,889	4,380	39.74	60.26
7	21	2017	6	17	7,267	8.52	48	85,252	2,900	4,367	39.91	60.09
10	24	2017	3	17	7,267	8.52	49	85,252	2,916	4,351	40.13	59.87
10	26	2017	5	17	7,266	8.52	50	85,252	2,948	4,318	40.57	59.43
9	15	2017	6	17	7,265	8.52	51	85,252	2,841	4,424	39.11	60.89
11	17	2017	6	17	7,263	8.52	52	85,252	2,964	4,299	40.81	59.19
5	5	2017	6	17	7,261	8.52	53	85,252	2,865	4,396	39.46	60.54
5	11	2017	5	17	7,261	8.52	54	85,252	2,792	4,469	38.45	61.55
11	1	2017	4	17	7,258	8.51	55	85,252	2,854	4,404	39.32	60.68
8	8	2017	3	17	7,256	8.51	56	85,252	2,865	4,391	39.48	60.52
5	3	2017	4	17	7,254	8.51	57	85,252	2,857	4,397	39.39	60.61
6	27	2017	3	18	7,253	8.51	58	85,252	2,859	4,394	39.42	60.58
11	29	2017	4	17	7,253	8.51	59	85,252	2,820	4,433	38.88	61.12
12	6	2017	4	17	7,252	8.51	60	85,252	2,943	4,309	40.58	59.42
7	26	2017	4	17	7,250	8.50	61	85,252	2,877	4,373	39.68	60.32
10	10	2017	3	17	7,250	8.50	62	85,252	2,744	4,506	37.85	62.15
7	20	2017	5	18	7,242	8.49	63	85,252	2,789	4,453	38.51	61.49
8	16	2017	4	17	7,241	8.49	64	85,252	2,855	4,386	39.43	60.57
10	5	2017	5	18	7,240	8.49	65	85,252	2,930	4,310	40.47	59.53
10	4	2017	4	17	7,239	8.49	66	85,252	2,845	4,394	39.30	60.70
5	18	2017	5	17	7,237	8.49	67	85,252	2,895	4,342	40.00	60.00

MO	DY	YR	DAY OF WK	HR	HR VOL	PERCENT OF AADT	HOUR NUMBER	AADT	EAST VOLUME	WEST VOLUME	PERCENT EAST IS OF TOTAL VOLUME	PERCENT WEST IS OF TOTAL VOLUME
8	1	2017	3	18	7,235	8.49	68	85,252	2,778	4,457	38.40	61.60
6	29	2017	5	18	7,234	8.49	69	85,252	2,842	4,392	39.29	60.71
9	21	2017	5	17	7,233	8.48	70	85,252	2,825	4,408	39.06	60.94
6	22	2017	5	17	7,231	8.48	71	85,252	2,998	4,233	41.46	58.54
7	28	2017	6	17	7,229	8.48	72	85,252	2,831	4,398	39.16	60.84
8	9	2017	4	17	7,228	8.48	73	85,252	2,907	4,321	40.22	59.78
6	8	2017	5	17	7,224	8.47	74	85,252	2,798	4,426	38.73	61.27
6	1	2017	5	17	7,223	8.47	75	85,252	2,938	4,285	40.68	59.32
10	27	2017	6	17	7,223	8.47	76	85,252	2,912	4,311	40.32	59.68
6	27	2017	3	17	7,219	8.47	77	85,252	2,926	4,293	40.53	59.47
8	31	2017	5	17	7,219	8.47	78	85,252	2,838	4,381	39.31	60.69
9	14	2017	5	17	7,218	8.47	79	85,252	2,917	4,301	40.41	59.59
11	23	2017	5	13	7,218	8.47	80	85,252	3,090	4,128	42.81	57.19
9	13	2017	4	17	7,208	8.45	81	85,252	2,810	4,398	38.98	61.02
7	11	2017	3	17	7,206	8.45	82	85,252	2,776	4,430	38.52	61.48
3	23	2017	5	18	7,204	8.45	83	85,252	2,601	4,603	36.10	63.90
8	23	2017	4	17	7,202	8.45	84	85,252	2,837	4,365	39.39	60.61
6	14	2017	4	18	7,201	8.45	85	85,252	2,847	4,354	39.54	60.46
8	4	2017	6	16	7,201	8.45	86	85,252	2,984	4,217	41.44	58.56
8	31	2017	5	18	7,200	8.45	87	85,252	2,797	4,403	38.85	61.15
11	7	2017	3	17	7,196	8.44	88	85,252	2,700	4,496	37.52	62.48
4	11	2017	3	18	7,194	8.44	89	85,252	2,877	4,317	39.99	60.01
12	7	2017	5	17	7,194	8.44	90	85,252	2,931	4,263	40.74	59.26
6	14	2017	4	17	7,193	8.44	91	85,252	2,875	4,318	39.97	60.03
6	28	2017	4	17	7,190	8.43	92	85,252	2,912	4,278	40.50	59.50
8	18	2017	6	16	7,190	8.43	93	85,252	2,893	4,297	40.24	59.76
9	21	2017	5	18	7,187	8.43	94	85,252	2,832	4,355	39.40	60.60
6	1	2017	5	18	7,186	8.43	95	85,252	2,811	4,375	39.12	60.88
11	16	2017	5	17	7,186	8.43	96	85,252	2,869	4,317	39.92	60.08
6	21	2017	4	17	7,181	8.42	97	85,252	3,063	4,118	42.65	57.35
12	5	2017	3	17	7,181	8.42	98	85,252	2,902	4,279	40.41	59.59
3	31	2017	6	17	7,178	8.42	99	85,252	2,881	4,297	40.14	59.86
6	8	2017	5	18	7,177	8.42	100	85,252	2,702	4,475	37.65	62.35
8	29	2017	3	17	7,174	8.42	101	85,252	2,786	4,388	38.83	61.17
12	7	2017	5	18	7,168	8.41	102	85,252	2,840	4,328	39.62	60.38
7	27	2017	5	18	7,164	8.40	103	85,252	2,845	4,319	39.71	60.29
10	5	2017	5	17	7,164	8.40	104	85,252	2,884	4,280	40.26	59.74
9	7	2017	5	18	7,163	8.40	105	85,252	2,811	4,352	39.24	60.76
9	29	2017	6	18	7,160	8.40	106	85,252	2,872	4,288	40.11	59.89
1	27	2017	6	17	7,159	8.40	107	85,252	2,716	4,443	37.94	62.06
7	18	2017	3	18	7,156	8.39	108	85,252	2,679	4,477	37.44	62.56
6	9	2017	6	17	7,154	8.39	109	85,252	3,030	4,124	42.35	57.65
7	11	2017	3	18	7,154	8.39	110	85,252	2,646	4,508	36.99	63.01
10	3	2017	3	17	7,152	8.39	111	85,252	2,798	4,354	39.12	60.88
6	15	2017	5	17	7,150	8.39	112	85,252	2,836	4,314	39.66	60.34
5	10	2017	4	18	7,147	8.38	113	85,252	2,785	4,362	38.97	61.03
9	20	2017	4	18	7,147	8.38	114	85,252	2,773	4,374	38.80	61.20
5	25	2017	5	18	7,146	8.38	115	85,252	2,835	4,311	39.67	60.33
9	6	2017	4	17	7,144	8.38	116	85,252	2,728	4,416	38.19	61.81
6	12	2017	2	18	7,142	8.38	117	85,252	2,708	4,434	37.92	62.08
11	3	2017	6	17	7,142	8.38	118	85,252	2,929	4,213	41.01	58.99

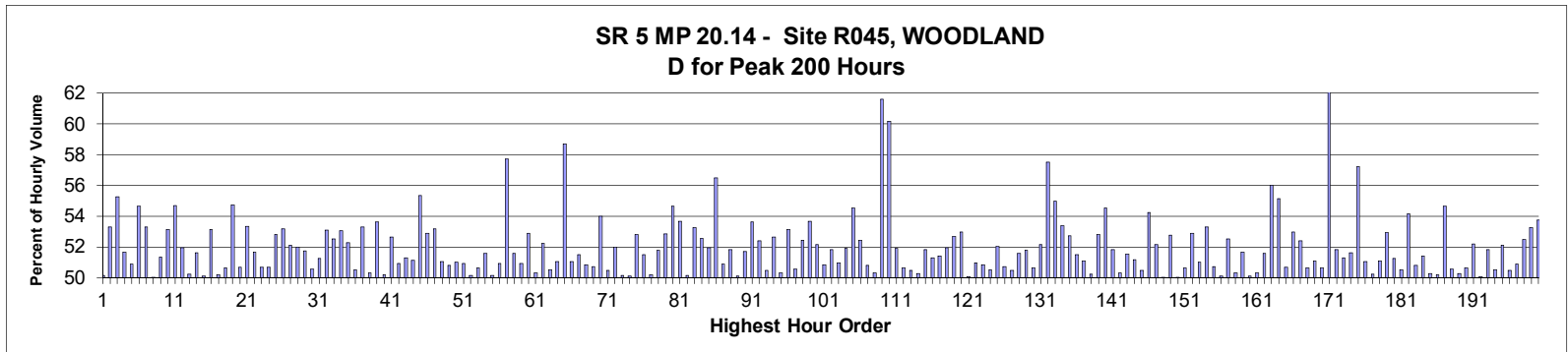


MO	DY	YR	DAY OF WK	HR	HR VOL	PERCENT OF AADT	HOUR NUMBER	AADT	EAST VOLUME	WEST VOLUME	PERCENT EAST IS OF TOTAL VOLUME	PERCENT WEST IS OF TOTAL VOLUME
9	6	2017	4	18	7,141	8.38	119	85,252	2,620	4,521	36.69	63.31
9	12	2017	3	18	7,141	8.38	120	85,252	2,759	4,382	38.64	61.36
7	7	2017	6	17	7,140	8.38	121	85,252	2,795	4,345	39.15	60.85
12	1	2017	6	17	7,139	8.37	122	85,252	2,969	4,170	41.59	58.41
6	9	2017	6	18	7,138	8.37	123	85,252	2,890	4,248	40.49	59.51
7	12	2017	4	18	7,138	8.37	124	85,252	2,889	4,249	40.47	59.53
7	26	2017	4	18	7,137	8.37	125	85,252	2,799	4,338	39.22	60.78
8	25	2017	6	17	7,136	8.37	126	85,252	2,736	4,400	38.34	61.66
10	30	2017	2	17	7,135	8.37	127	85,252	2,637	4,498	36.96	63.04
9	14	2017	5	18	7,133	8.37	128	85,252	2,820	4,313	39.53	60.47
6	22	2017	5	18	7,132	8.37	129	85,252	2,885	4,247	40.45	59.55
8	10	2017	5	18	7,132	8.37	130	85,252	2,806	4,326	39.34	60.66
10	11	2017	4	17	7,130	8.36	131	85,252	2,820	4,310	39.55	60.45
10	16	2017	2	17	7,128	8.36	132	85,252	2,748	4,380	38.55	61.45
8	30	2017	4	18	7,126	8.36	133	85,252	2,776	4,350	38.96	61.04
8	24	2017	5	18	7,121	8.35	134	85,252	2,810	4,311	39.46	60.54
7	19	2017	4	18	7,120	8.35	135	85,252	2,813	4,307	39.51	60.49
9	22	2017	6	18	7,120	8.35	136	85,252	2,964	4,156	41.63	58.37
8	16	2017	4	18	7,119	8.35	137	85,252	2,844	4,275	39.95	60.05
4	13	2017	5	17	7,118	8.35	138	85,252	2,753	4,365	38.68	61.32
5	10	2017	4	17	7,118	8.35	139	85,252	2,821	4,297	39.63	60.37
4	27	2017	5	17	7,117	8.35	140	85,252	2,860	4,257	40.19	59.81
6	30	2017	6	17	7,117	8.35	141	85,252	2,877	4,240	40.42	59.58
9	29	2017	6	17	7,112	8.34	142	85,252	2,845	4,267	40.00	60.00
12	19	2017	3	17	7,112	8.34	143	85,252	2,685	4,427	37.75	62.25
11	20	2017	2	17	7,111	8.34	144	85,252	2,669	4,442	37.53	62.47
5	17	2017	4	17	7,110	8.34	145	85,252	2,839	4,271	39.93	60.07
7	17	2017	2	17	7,107	8.34	146	85,252	2,727	4,380	38.37	61.63
9	20	2017	4	17	7,106	8.34	147	85,252	2,797	4,309	39.36	60.64
6	28	2017	4	18	7,103	8.33	148	85,252	2,846	4,257	40.07	59.93
7	24	2017	2	17	7,103	8.33	149	85,252	2,802	4,301	39.45	60.55
6	9	2017	6	16	7,102	8.33	150	85,252	2,909	4,193	40.96	59.04
6	21	2017	4	18	7,102	8.33	151	85,252	2,821	4,281	39.72	60.28
7	6	2017	5	18	7,100	8.33	152	85,252	2,763	4,337	38.92	61.08
9	22	2017	6	16	7,100	8.33	153	85,252	2,973	4,127	41.87	58.13
7	21	2017	6	18	7,099	8.33	154	85,252	2,858	4,241	40.26	59.74
11	23	2017	5	14	7,098	8.33	155	85,252	2,949	4,149	41.55	58.45
3	24	2017	6	17	7,096	8.32	156	85,252	2,798	4,298	39.43	60.57
9	28	2017	5	18	7,096	8.32	157	85,252	2,804	4,292	39.52	60.48
6	2	2017	6	18	7,095	8.32	158	85,252	2,747	4,348	38.72	61.28
8	18	2017	6	17	7,095	8.32	159	85,252	2,928	4,167	41.27	58.73
7	28	2017	6	16	7,088	8.31	160	85,252	2,862	4,226	40.38	59.62
6	6	2017	3	18	7,087	8.31	161	85,252	2,869	4,218	40.48	59.52
10	17	2017	3	18	7,087	8.31	162	85,252	2,648	4,439	37.36	62.64
11	30	2017	5	17	7,087	8.31	163	85,252	2,888	4,199	40.75	59.25
8	8	2017	3	18	7,082	8.31	164	85,252	2,675	4,407	37.77	62.23
8	15	2017	3	18	7,082	8.31	165	85,252	2,657	4,425	37.52	62.48
8	28	2017	2	17	7,082	8.31	166	85,252	2,779	4,303	39.24	60.76
1	13	2017	6	17	7,080	8.30	167	85,252	2,881	4,199	40.69	59.31
12	11	2017	2	17	7,079	8.30	168	85,252	2,747	4,332	38.80	61.20
8	25	2017	6	16	7,077	8.30	169	85,252	2,837	4,240	40.09	59.91

MO	DY	YR	DAY OF WK	HR	HR VOL	PERCENT OF AADT	HOUR NUMBER	AADT	EAST VOLUME	WEST VOLUME	PERCENT EAST IS OF TOTAL VOLUME	PERCENT WEST IS OF TOTAL VOLUME
7	5	2017	4	17	7,073	8.30	170	85,252	3,059	4,014	43.25	56.75
5	9	2017	3	17	7,072	8.30	171	85,252	2,761	4,311	39.04	60.96
9	26	2017	3	18	7,072	8.30	172	85,252	2,668	4,404	37.73	62.27
10	17	2017	3	17	7,070	8.29	173	85,252	2,777	4,293	39.28	60.72
9	12	2017	3	17	7,068	8.29	174	85,252	2,743	4,325	38.81	61.19
5	31	2017	4	18	7,067	8.29	175	85,252	2,719	4,348	38.47	61.53
12	6	2017	4	18	7,065	8.29	176	85,252	2,765	4,300	39.14	60.86
8	3	2017	5	17	7,064	8.29	177	85,252	2,726	4,338	38.59	61.41
1	26	2017	5	17	7,061	8.28	178	85,252	2,809	4,252	39.78	60.22
9	8	2017	6	18	7,061	8.28	179	85,252	2,773	4,288	39.27	60.73
5	18	2017	5	18	7,060	8.28	180	85,252	2,687	4,373	38.06	61.94
6	20	2017	3	17	7,056	8.28	181	85,252	2,859	4,197	40.52	59.48
6	2	2017	6	16	7,053	8.27	182	85,252	2,959	4,094	41.95	58.05
4	12	2017	4	17	7,052	8.27	183	85,252	2,644	4,408	37.49	62.51
7	6	2017	5	17	7,052	8.27	184	85,252	2,828	4,224	40.10	59.90
8	30	2017	4	17	7,051	8.27	185	85,252	2,769	4,282	39.27	60.73
11	6	2017	2	17	7,051	8.27	186	85,252	2,601	4,450	36.89	63.11
9	1	2017	6	17	7,049	8.27	187	85,252	2,808	4,241	39.84	60.16
10	26	2017	5	18	7,049	8.27	188	85,252	2,800	4,249	39.72	60.28
5	2	2017	3	17	7,045	8.26	189	85,252	2,722	4,323	38.64	61.36
6	12	2017	2	17	7,045	8.26	190	85,252	2,774	4,271	39.38	60.62
8	23	2017	4	18	7,044	8.26	191	85,252	2,752	4,292	39.07	60.93
9	11	2017	2	17	7,043	8.26	192	85,252	2,691	4,352	38.21	61.79
11	15	2017	4	17	7,042	8.26	193	85,252	2,824	4,218	40.10	59.90
9	26	2017	3	17	7,040	8.26	194	85,252	2,744	4,296	38.98	61.02
10	13	2017	6	16	7,036	8.25	195	85,252	2,867	4,169	40.75	59.25
10	12	2017	5	17	7,032	8.25	196	85,252	2,743	4,289	39.01	60.99
1	25	2017	4	17	7,031	8.25	197	85,252	2,634	4,397	37.46	62.54
2	28	2017	3	17	7,029	8.24	198	85,252	2,686	4,343	38.21	61.79
7	25	2017	3	18	7,029	8.24	199	85,252	2,693	4,336	38.31	61.69
9	13	2017	4	18	7,029	8.24	200	85,252	2,660	4,369	37.84	62.16



**AADT= 79,070**     
**K 30 FACTOR= 9.04**     
**K 100 FACTOR= 8.58**     
**K 200 FACTOR= 8.24**     
**D 30 FACTOR= 50.57**



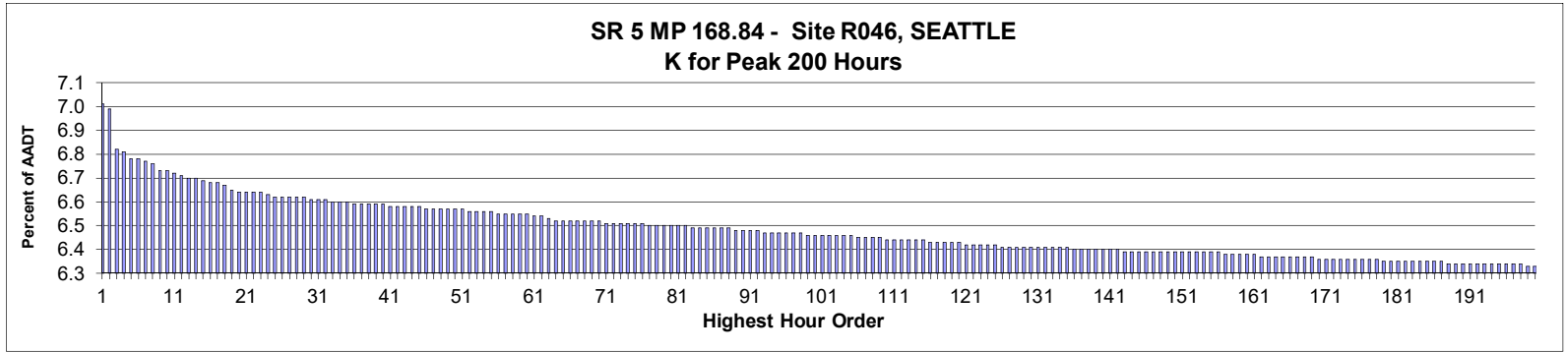
MO	DY	YR	DAY OF WK	HR	HR VOL	PERCENT OF AADT	HOUR NUMBER	AADT	NORTH VOLUME	SOUTH VOLUME	PERCENT NORTH IS OF TOTAL VOLUME	PERCENT SOUTH IS OF TOTAL VOLUME
7	30	2017	1	14	7,591	9.60	1	79,070	3,808	3,783	50.16	49.84
7	1	2017	7	12	7,500	9.49	2	79,070	3,998	3,502	53.31	46.69
8	13	2017	1	14	7,464	9.44	3	79,070	3,340	4,124	44.75	55.25
8	27	2017	1	16	7,451	9.42	4	79,070	3,602	3,849	48.34	51.66
7	23	2017	1	13	7,432	9.40	5	79,070	3,781	3,651	50.87	49.13
8	6	2017	1	16	7,395	9.35	6	79,070	3,353	4,042	45.34	54.66
8	6	2017	1	14	7,375	9.33	7	79,070	3,443	3,932	46.68	53.32
8	27	2017	1	15	7,371	9.32	8	79,070	3,685	3,686	49.99	50.01
6	18	2017	1	14	7,367	9.32	9	79,070	3,585	3,782	48.66	51.34
7	23	2017	1	14	7,350	9.30	10	79,070	3,446	3,904	46.88	53.12
8	6	2017	1	15	7,331	9.27	11	79,070	3,321	4,010	45.30	54.70
7	16	2017	1	17	7,327	9.27	12	79,070	3,522	3,805	48.07	51.93
8	27	2017	1	14	7,304	9.24	13	79,070	3,634	3,670	49.75	50.25
7	23	2017	1	15	7,291	9.22	14	79,070	3,526	3,765	48.36	51.64
8	26	2017	7	12	7,285	9.21	15	79,070	3,650	3,635	50.10	49.90
8	13	2017	1	13	7,278	9.20	16	79,070	3,410	3,868	46.85	53.15

MO	DY	YR	DAY OF WK	HR	HR VOL	PERCENT OF AADT	HOUR NUMBER	AADT	NORTH VOLUME	SOUTH VOLUME	PERCENT IS OF TOTAL VOLUME	PERCENT SOUTH IS OF TOTAL VOLUME
7	16	2017	1	16	7,265	9.19	17	79,070	3,646	3,619	50.19	49.81
7	16	2017	1	13	7,252	9.17	18	79,070	3,673	3,579	50.65	49.35
8	6	2017	1	17	7,249	9.17	19	79,070	3,280	3,969	45.25	54.75
8	27	2017	1	17	7,241	9.16	20	79,070	3,570	3,671	49.30	50.70
8	13	2017	1	17	7,234	9.15	21	79,070	3,375	3,859	46.65	53.35
7	30	2017	1	15	7,220	9.13	22	79,070	3,490	3,730	48.34	51.66
7	16	2017	1	14	7,212	9.12	23	79,070	3,558	3,654	49.33	50.67
8	25	2017	6	17	7,189	9.09	24	79,070	3,546	3,643	49.33	50.67
6	16	2017	6	16	7,183	9.08	25	79,070	3,792	3,391	52.79	47.21
6	16	2017	6	17	7,182	9.08	26	79,070	3,820	3,362	53.19	46.81
11	26	2017	1	14	7,181	9.08	27	79,070	3,440	3,741	47.90	52.10
12	23	2017	7	13	7,169	9.07	28	79,070	3,443	3,726	48.03	51.97
7	30	2017	1	16	7,162	9.06	29	79,070	3,456	3,706	48.25	51.75
5	26	2017	6	17	7,149	9.04	30	79,070	3,615	3,534	50.57	49.43
8	27	2017	1	13	7,144	9.04	31	79,070	3,482	3,662	48.74	51.26
12	26	2017	3	14	7,142	9.03	32	79,070	3,351	3,791	46.92	53.08
8	13	2017	1	16	7,139	9.03	33	79,070	3,389	3,750	47.47	52.53
7	30	2017	1	17	7,138	9.03	34	79,070	3,350	3,788	46.93	53.07
7	23	2017	1	17	7,135	9.02	35	79,070	3,406	3,729	47.74	52.26
8	11	2017	6	15	7,124	9.01	36	79,070	3,599	3,525	50.52	49.48
7	1	2017	7	11	7,119	9.00	37	79,070	3,795	3,324	53.31	46.69
11	23	2017	5	12	7,106	8.99	38	79,070	3,574	3,532	50.30	49.70
5	29	2017	2	15	7,099	8.98	39	79,070	3,291	3,808	46.36	53.64
8	18	2017	6	17	7,081	8.96	40	79,070	3,553	3,528	50.18	49.82
8	13	2017	1	15	7,073	8.95	41	79,070	3,349	3,724	47.35	52.65
7	14	2017	6	17	7,072	8.94	42	79,070	3,471	3,601	49.08	50.92
6	25	2017	1	15	7,069	8.94	43	79,070	3,627	3,442	51.31	48.69
12	23	2017	7	12	7,066	8.94	44	79,070	3,452	3,614	48.85	51.15
7	16	2017	1	19	7,064	8.93	45	79,070	3,910	3,154	55.35	44.65
7	23	2017	1	16	7,054	8.92	46	79,070	3,324	3,730	47.12	52.88
7	1	2017	7	14	7,051	8.92	47	79,070	3,748	3,303	53.16	46.84
6	25	2017	1	16	7,041	8.90	48	79,070	3,594	3,447	51.04	48.96
6	25	2017	1	17	7,025	8.88	49	79,070	3,455	3,570	49.18	50.82
11	25	2017	7	13	7,023	8.88	50	79,070	3,441	3,582	49.00	51.00
6	18	2017	1	16	7,013	8.87	51	79,070	3,442	3,571	49.08	50.92
7	21	2017	6	15	7,002	8.86	52	79,070	3,490	3,512	49.84	50.16
10	27	2017	6	17	6,999	8.85	53	79,070	3,454	3,545	49.35	50.65
8	12	2017	7	12	6,995	8.85	54	79,070	3,607	3,388	51.57	48.43
7	28	2017	6	16	6,989	8.84	55	79,070	3,506	3,483	50.16	49.84
8	27	2017	1	18	6,985	8.83	56	79,070	3,428	3,557	49.08	50.92
7	27	2017	5	17	6,967	8.81	57	79,070	2,945	4,022	42.27	57.73
11	25	2017	7	14	6,967	8.81	58	79,070	3,372	3,595	48.40	51.60
7	21	2017	6	17	6,959	8.80	59	79,070	3,544	3,415	50.93	49.07
7	1	2017	7	13	6,951	8.79	60	79,070	3,675	3,276	52.87	47.13
7	28	2017	6	15	6,951	8.79	61	79,070	3,498	3,453	50.32	49.68
12	26	2017	3	15	6,948	8.79	62	79,070	3,319	3,629	47.77	52.23
8	11	2017	6	16	6,944	8.78	63	79,070	3,508	3,436	50.52	49.48
7	14	2017	6	18	6,934	8.77	64	79,070	3,394	3,540	48.95	51.05
8	20	2017	1	14	6,932	8.77	65	79,070	2,863	4,069	41.30	58.70
11	22	2017	4	15	6,927	8.76	66	79,070	3,535	3,392	51.03	48.97
12	26	2017	3	13	6,927	8.76	67	79,070	3,361	3,566	48.52	51.48

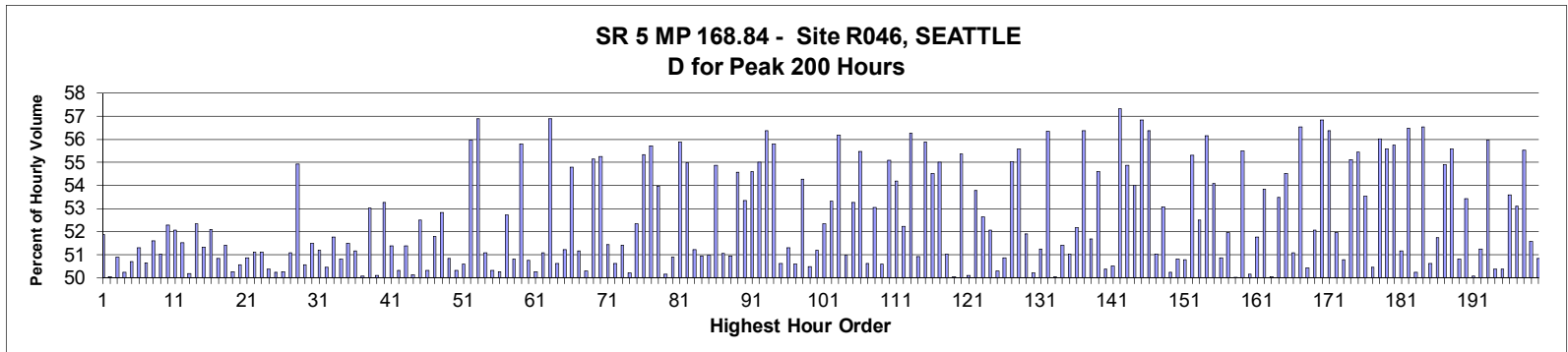
MO	DY	YR	DAY OF WK	HR	HR VOL	PERCENT OF AADT	HOUR NUMBER	AADT	NORTH VOLUME	SOUTH VOLUME	PERCENT NORTH IS OF TOTAL VOLUME	PERCENT SOUTH IS OF TOTAL VOLUME
7	29	2017	7	12	6,919	8.75	68	79,070	3,517	3,402	50.83	49.17
8	25	2017	6	16	6,918	8.75	69	79,070	3,408	3,510	49.26	50.74
7	22	2017	7	12	6,916	8.75	70	79,070	3,734	3,182	53.99	46.01
7	28	2017	6	17	6,906	8.73	71	79,070	3,487	3,419	50.49	49.51
2	17	2017	6	17	6,904	8.73	72	79,070	3,314	3,590	48.00	52.00
6	23	2017	6	17	6,903	8.73	73	79,070	3,442	3,461	49.86	50.14
6	23	2017	6	15	6,893	8.72	74	79,070	3,455	3,438	50.12	49.88
8	11	2017	6	17	6,892	8.72	75	79,070	3,639	3,253	52.80	47.20
6	23	2017	6	16	6,879	8.70	76	79,070	3,336	3,543	48.50	51.50
11	22	2017	4	16	6,859	8.67	77	79,070	3,441	3,418	50.17	49.83
8	4	2017	6	17	6,853	8.67	78	79,070	3,550	3,303	51.80	48.20
6	18	2017	1	13	6,846	8.66	79	79,070	3,617	3,229	52.83	47.17
8	6	2017	1	18	6,846	8.66	80	79,070	3,104	3,742	45.34	54.66
11	24	2017	6	13	6,846	8.66	81	79,070	3,171	3,675	46.32	53.68
8	5	2017	7	12	6,843	8.65	82	79,070	3,431	3,412	50.14	49.86
6	30	2017	6	17	6,837	8.65	83	79,070	3,642	3,195	53.27	46.73
8	12	2017	7	11	6,823	8.63	84	79,070	3,587	3,236	52.57	47.43
12	23	2017	7	14	6,822	8.63	85	79,070	3,278	3,544	48.05	51.95
5	25	2017	5	18	6,818	8.62	86	79,070	2,965	3,853	43.49	56.51
6	18	2017	1	17	6,817	8.62	87	79,070	3,348	3,469	49.11	50.89
7	23	2017	1	18	6,814	8.62	88	79,070	3,284	3,530	48.19	51.81
8	25	2017	6	15	6,814	8.62	89	79,070	3,399	3,415	49.88	50.12
11	22	2017	4	17	6,812	8.62	90	79,070	3,522	3,290	51.70	48.30
7	16	2017	1	15	6,809	8.61	91	79,070	3,159	3,650	46.39	53.61
8	18	2017	6	16	6,808	8.61	92	79,070	3,242	3,566	47.62	52.38
8	26	2017	7	11	6,805	8.61	93	79,070	3,369	3,436	49.51	50.49
8	4	2017	6	18	6,803	8.60	94	79,070	3,581	3,222	52.64	47.36
8	12	2017	7	13	6,799	8.60	95	79,070	3,378	3,421	49.68	50.32
7	30	2017	1	18	6,796	8.59	96	79,070	3,186	3,610	46.88	53.12
12	26	2017	3	12	6,793	8.59	97	79,070	3,435	3,358	50.57	49.43
7	28	2017	6	18	6,791	8.59	98	79,070	3,560	3,231	52.42	47.58
5	29	2017	2	16	6,785	8.58	99	79,070	3,144	3,641	46.34	53.66
8	4	2017	6	16	6,782	8.58	100	79,070	3,536	3,246	52.14	47.86
8	18	2017	6	15	6,782	8.58	101	79,070	3,335	3,447	49.17	50.83
11	26	2017	1	13	6,781	8.58	102	79,070	3,267	3,514	48.18	51.82
7	9	2017	1	15	6,779	8.57	103	79,070	3,325	3,454	49.05	50.95
11	24	2017	6	12	6,778	8.57	104	79,070	3,261	3,517	48.11	51.89
6	24	2017	7	11	6,767	8.56	105	79,070	3,691	3,076	54.54	45.46
7	2	2017	1	14	6,767	8.56	106	79,070	3,549	3,218	52.45	47.55
6	25	2017	1	14	6,765	8.56	107	79,070	3,327	3,438	49.18	50.82
6	18	2017	1	18	6,764	8.55	108	79,070	3,362	3,402	49.70	50.30
8	22	2017	3	18	6,763	8.55	109	79,070	4,166	2,597	61.60	38.40
8	20	2017	1	15	6,761	8.55	110	79,070	2,693	4,068	39.83	60.17
8	25	2017	6	18	6,761	8.55	111	79,070	3,509	3,252	51.90	48.10
5	26	2017	6	16	6,756	8.54	112	79,070	3,420	3,336	50.62	49.38
7	7	2017	6	16	6,752	8.54	113	79,070	3,343	3,409	49.51	50.49
8	25	2017	6	14	6,751	8.54	114	79,070	3,394	3,357	50.27	49.73
8	6	2017	1	13	6,745	8.53	115	79,070	3,495	3,250	51.82	48.18
11	22	2017	4	13	6,743	8.53	116	79,070	3,285	3,458	48.72	51.28
8	4	2017	6	13	6,737	8.52	117	79,070	3,272	3,465	48.57	51.43
7	9	2017	1	17	6,735	8.52	118	79,070	3,236	3,499	48.05	51.95

MO	DY	YR	DAY OF WK	HR	HR VOL	PERCENT OF AADT	HOUR NUMBER	AADT	NORTH VOLUME	SOUTH VOLUME	PERCENT NORTH IS OF TOTAL VOLUME	PERCENT SOUTH IS OF TOTAL VOLUME
7	30	2017	1	12	6,734	8.52	119	79,070	3,547	3,187	52.67	47.33
11	26	2017	1	16	6,733	8.52	120	79,070	3,166	3,567	47.02	52.98
8	4	2017	6	15	6,727	8.51	121	79,070	3,368	3,359	50.07	49.93
11	22	2017	4	12	6,725	8.51	122	79,070	3,428	3,297	50.97	49.03
11	22	2017	4	14	6,725	8.51	123	79,070	3,418	3,307	50.83	49.17
7	14	2017	6	16	6,723	8.50	124	79,070	3,397	3,326	50.53	49.47
11	3	2017	6	17	6,721	8.50	125	79,070	3,498	3,223	52.05	47.95
6	9	2017	6	17	6,719	8.50	126	79,070	3,311	3,408	49.28	50.72
7	21	2017	6	16	6,719	8.50	127	79,070	3,391	3,328	50.47	49.53
11	26	2017	1	15	6,716	8.49	128	79,070	3,251	3,465	48.41	51.59
6	18	2017	1	15	6,713	8.49	129	79,070	3,237	3,476	48.22	51.78
11	10	2017	6	16	6,713	8.49	130	79,070	3,401	3,312	50.66	49.34
7	2	2017	1	13	6,708	8.48	131	79,070	3,499	3,209	52.16	47.84
7	14	2017	6	14	6,708	8.48	132	79,070	3,858	2,850	57.51	42.49
5	29	2017	2	14	6,707	8.48	133	79,070	3,019	3,688	45.01	54.99
6	30	2017	6	18	6,706	8.48	134	79,070	3,579	3,127	53.37	46.63
8	19	2017	7	12	6,704	8.48	135	79,070	3,169	3,535	47.27	52.73
5	19	2017	6	16	6,703	8.48	136	79,070	3,251	3,452	48.50	51.50
6	2	2017	6	17	6,699	8.47	137	79,070	3,421	3,278	51.07	48.93
5	21	2017	1	14	6,691	8.46	138	79,070	3,361	3,330	50.23	49.77
5	26	2017	6	18	6,687	8.46	139	79,070	3,531	3,156	52.80	47.20
6	17	2017	7	11	6,685	8.45	140	79,070	3,644	3,041	54.51	45.49
6	23	2017	6	13	6,683	8.45	141	79,070	3,464	3,219	51.83	48.17
5	5	2017	6	17	6,682	8.45	142	79,070	3,321	3,361	49.70	50.30
7	14	2017	6	15	6,674	8.44	143	79,070	3,439	3,235	51.53	48.47
11	24	2017	6	14	6,673	8.44	144	79,070	3,257	3,416	48.81	51.19
5	19	2017	6	17	6,671	8.44	145	79,070	3,366	3,305	50.46	49.54
6	16	2017	6	18	6,671	8.44	146	79,070	3,619	3,052	54.25	45.75
11	3	2017	6	16	6,671	8.44	147	79,070	3,478	3,193	52.14	47.86
8	25	2017	6	13	6,670	8.44	148	79,070	3,337	3,333	50.03	49.97
5	27	2017	7	11	6,667	8.43	149	79,070	3,519	3,148	52.78	47.22
8	18	2017	6	14	6,667	8.43	150	79,070	3,331	3,336	49.96	50.04
6	9	2017	6	16	6,661	8.42	151	79,070	3,372	3,289	50.62	49.38
11	23	2017	5	13	6,655	8.42	152	79,070	3,136	3,519	47.12	52.88
11	25	2017	7	12	6,654	8.42	153	79,070	3,394	3,260	51.01	48.99
7	22	2017	7	11	6,649	8.41	154	79,070	3,543	3,106	53.29	46.71
8	4	2017	6	14	6,644	8.40	155	79,070	3,370	3,274	50.72	49.28
8	13	2017	1	12	6,644	8.40	156	79,070	3,329	3,315	50.11	49.89
11	23	2017	5	11	6,643	8.40	157	79,070	3,490	3,153	52.54	47.46
6	25	2017	1	13	6,642	8.40	158	79,070	3,300	3,342	49.68	50.32
8	11	2017	6	18	6,639	8.40	159	79,070	3,430	3,209	51.66	48.34
7	7	2017	6	17	6,635	8.39	160	79,070	3,324	3,311	50.10	49.90
8	11	2017	6	14	6,632	8.39	161	79,070	3,336	3,296	50.30	49.70
7	21	2017	6	13	6,627	8.38	162	79,070	3,419	3,208	51.59	48.41
7	5	2017	4	14	6,625	8.38	163	79,070	2,915	3,710	44.00	56.00
7	5	2017	4	15	6,625	8.38	164	79,070	2,972	3,653	44.86	55.14
7	29	2017	7	13	6,625	8.38	165	79,070	3,266	3,359	49.30	50.70
6	24	2017	7	12	6,621	8.37	166	79,070	3,508	3,113	52.98	47.02
12	26	2017	3	16	6,621	8.37	167	79,070	3,151	3,470	47.59	52.41
6	16	2017	6	15	6,616	8.37	168	79,070	3,350	3,266	50.63	49.37
10	15	2017	1	15	6,615	8.37	169	79,070	3,380	3,235	51.10	48.90

MO	DY	YR	DAY OF WK	HR	HR VOL	PERCENT OF AADT	HOUR NUMBER	AADT	NORTH VOLUME	SOUTH VOLUME	PERCENT NORTH IS OF TOTAL VOLUME	PERCENT SOUTH IS OF TOTAL VOLUME
8	26	2017	7	13	6,614	8.36	170	79,070	3,349	3,265	50.64	49.36
8	20	2017	1	18	6,611	8.36	171	79,070	2,211	4,400	33.44	66.56
10	13	2017	6	17	6,607	8.36	172	79,070	3,424	3,183	51.82	48.18
8	11	2017	6	13	6,605	8.35	173	79,070	3,389	3,216	51.31	48.69
10	27	2017	6	18	6,599	8.35	174	79,070	3,407	3,192	51.63	48.37
7	30	2017	1	13	6,597	8.34	175	79,070	2,823	3,774	42.79	57.21
6	23	2017	6	14	6,592	8.34	176	79,070	3,365	3,227	51.05	48.95
5	26	2017	6	15	6,585	8.33	177	79,070	3,309	3,276	50.25	49.75
6	17	2017	7	12	6,585	8.33	178	79,070	3,220	3,365	48.90	51.10
7	9	2017	1	16	6,583	8.33	179	79,070	3,097	3,486	47.05	52.95
8	25	2017	6	12	6,583	8.33	180	79,070	3,374	3,209	51.25	48.75
7	15	2017	7	11	6,582	8.32	181	79,070	3,258	3,324	49.50	50.50
7	5	2017	4	13	6,578	8.32	182	79,070	3,016	3,562	45.85	54.15
7	9	2017	1	13	6,574	8.31	183	79,070	3,340	3,234	50.81	49.19
7	21	2017	6	12	6,570	8.31	184	79,070	3,379	3,191	51.43	48.57
10	15	2017	1	17	6,569	8.31	185	79,070	3,303	3,266	50.28	49.72
7	28	2017	6	14	6,567	8.31	186	79,070	3,295	3,272	50.18	49.82
8	13	2017	1	18	6,558	8.29	187	79,070	2,975	3,583	45.36	54.64
6	16	2017	6	14	6,557	8.29	188	79,070	3,314	3,243	50.54	49.46
5	29	2017	2	13	6,549	8.28	189	79,070	3,256	3,293	49.72	50.28
6	2	2017	6	16	6,549	8.28	190	79,070	3,316	3,233	50.63	49.37
8	27	2017	1	12	6,548	8.28	191	79,070	3,417	3,131	52.18	47.82
12	8	2017	6	17	6,546	8.28	192	79,070	3,278	3,268	50.08	49.92
7	9	2017	1	14	6,537	8.27	193	79,070	3,148	3,389	48.16	51.84
8	26	2017	7	14	6,537	8.27	194	79,070	3,234	3,303	49.47	50.53
7	28	2017	6	12	6,532	8.26	195	79,070	3,403	3,129	52.10	47.90
6	16	2017	6	13	6,526	8.25	196	79,070	3,293	3,233	50.46	49.54
7	1	2017	7	15	6,520	8.25	197	79,070	3,317	3,203	50.87	49.13
5	14	2017	1	17	6,518	8.24	198	79,070	3,420	3,098	52.47	47.53
11	25	2017	7	16	6,518	8.24	199	79,070	3,048	3,470	46.76	53.24
2	17	2017	6	16	6,517	8.24	200	79,070	3,014	3,503	46.25	53.75



AADT= 207,636      K 30 FACTOR= 6.61      K 100 FACTOR= 6.46      K 200 FACTOR= 6.33      D 30 FACTOR= 51.48



MO	DY	YR	DAY OF WK	HR	HR VOL	PERCENT OF AADT	HOUR NUMBER	AADT	NORTH VOLUME	SOUTH VOLUME	PERCENT NORTH IS OF TOTAL VOLUME	PERCENT SOUTH IS OF TOTAL VOLUME
3	4	2017	7	12	14,556	7.01	1	207,636	7,549	7,007	51.86	48.14
3	4	2017	7	14	14,521	6.99	2	207,636	7,254	7,267	49.96	50.04
6	3	2017	7	14	14,159	6.82	3	207,636	6,953	7,206	49.11	50.89
4	9	2017	1	13	14,145	6.81	4	207,636	7,106	7,039	50.24	49.76
2	25	2017	7	14	14,085	6.78	5	207,636	7,142	6,943	50.71	49.29
1	7	2017	7	14	14,082	6.78	6	207,636	7,222	6,860	51.29	48.71
5	6	2017	7	11	14,059	6.77	7	207,636	7,120	6,939	50.64	49.36
4	8	2017	7	13	14,027	6.76	8	207,636	7,238	6,789	51.60	48.40
3	4	2017	7	11	13,977	6.73	9	207,636	7,132	6,845	51.03	48.97
6	18	2017	1	13	13,968	6.73	10	207,636	7,301	6,667	52.27	47.73
1	7	2017	7	13	13,950	6.72	11	207,636	7,262	6,688	52.06	47.94
5	13	2017	7	12	13,924	6.71	12	207,636	7,174	6,750	51.52	48.48
5	14	2017	1	13	13,919	6.70	13	207,636	6,985	6,934	50.18	49.82
3	4	2017	7	13	13,916	6.70	14	207,636	7,283	6,633	52.34	47.66
5	7	2017	1	13	13,883	6.69	15	207,636	7,128	6,755	51.34	48.66
6	4	2017	1	13	13,871	6.68	16	207,636	7,227	6,644	52.10	47.90

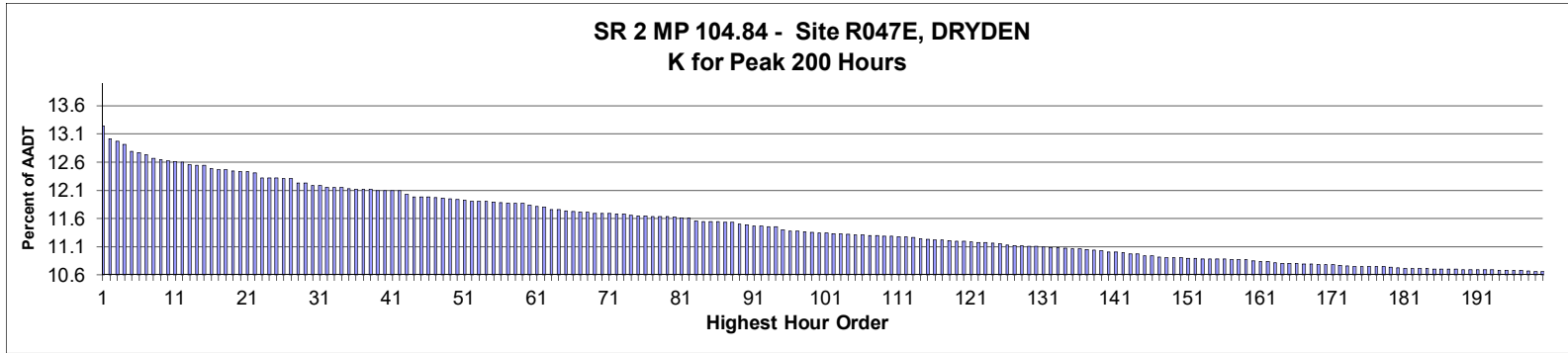


MO	DY	YR	DAY OF WK	HR	HR VOL	PERCENT OF AADT	HOUR NUMBER	AADT	NORTH VOLUME	SOUTH VOLUME	PERCENT NORTH IS OF TOTAL VOLUME	PERCENT SOUTH IS OF TOTAL VOLUME
2	25	2017	7	13	13,869	6.68	17	207,636	7,050	6,819	50.83	49.17
10	22	2017	1	13	13,858	6.67	18	207,636	7,123	6,735	51.40	48.60
4	30	2017	1	12	13,801	6.65	19	207,636	6,863	6,938	49.73	50.27
2	25	2017	7	12	13,793	6.64	20	207,636	6,975	6,818	50.57	49.43
4	29	2017	7	11	13,792	6.64	21	207,636	6,776	7,016	49.13	50.87
6	11	2017	1	12	13,784	6.64	22	207,636	7,046	6,738	51.12	48.88
6	18	2017	1	12	13,780	6.64	23	207,636	7,043	6,737	51.11	48.89
6	17	2017	7	14	13,762	6.63	24	207,636	6,933	6,829	50.38	49.62
6	10	2017	7	11	13,755	6.62	25	207,636	6,910	6,845	50.24	49.76
4	29	2017	7	12	13,752	6.62	26	207,636	6,911	6,841	50.25	49.75
5	14	2017	1	12	13,741	6.62	27	207,636	7,019	6,722	51.08	48.92
3	8	2017	4	8	13,736	6.62	28	207,636	6,191	7,545	45.07	54.93
3	25	2017	7	12	13,736	6.62	29	207,636	6,943	6,793	50.55	49.45
4	1	2017	7	11	13,731	6.61	30	207,636	6,662	7,069	48.52	51.48
5	13	2017	7	11	13,722	6.61	31	207,636	7,024	6,698	51.19	48.81
4	30	2017	1	13	13,721	6.61	32	207,636	6,924	6,797	50.46	49.54
6	3	2017	7	13	13,711	6.60	33	207,636	7,097	6,614	51.76	48.24
10	8	2017	1	14	13,698	6.60	34	207,636	6,961	6,737	50.82	49.18
5	20	2017	7	12	13,694	6.60	35	207,636	7,049	6,645	51.48	48.52
3	25	2017	7	11	13,686	6.59	36	207,636	6,684	7,002	48.84	51.16
4	9	2017	1	14	13,681	6.59	37	207,636	6,829	6,852	49.92	50.08
4	29	2017	7	10	13,681	6.59	38	207,636	6,426	7,255	46.97	53.03
9	9	2017	7	14	13,679	6.59	39	207,636	6,853	6,826	50.10	49.90
10	8	2017	1	13	13,679	6.59	40	207,636	7,287	6,392	53.27	46.73
10	7	2017	7	13	13,671	6.58	41	207,636	7,026	6,645	51.39	48.61
6	18	2017	1	14	13,669	6.58	42	207,636	6,789	6,880	49.67	50.33
8	12	2017	7	11	13,662	6.58	43	207,636	7,021	6,641	51.39	48.61
3	19	2017	1	13	13,658	6.58	44	207,636	6,812	6,846	49.88	50.12
10	29	2017	1	13	13,657	6.58	45	207,636	7,169	6,488	52.49	47.51
5	20	2017	7	13	13,643	6.57	46	207,636	6,865	6,778	50.32	49.68
9	9	2017	7	12	13,641	6.57	47	207,636	7,063	6,578	51.78	48.22
6	17	2017	7	12	13,637	6.57	48	207,636	7,206	6,431	52.84	47.16
7	23	2017	1	14	13,637	6.57	49	207,636	6,704	6,933	49.16	50.84
9	23	2017	7	11	13,634	6.57	50	207,636	6,861	6,773	50.32	49.68
6	17	2017	7	11	13,633	6.57	51	207,636	6,896	6,737	50.58	49.42
6	2	2017	6	8	13,630	6.56	52	207,636	6,002	7,628	44.04	55.96
5	12	2017	6	8	13,620	6.56	53	207,636	5,870	7,750	43.10	56.90
2	11	2017	7	12	13,613	6.56	54	207,636	6,954	6,659	51.08	48.92
9	16	2017	7	12	13,611	6.56	55	207,636	6,851	6,760	50.33	49.67
2	11	2017	7	14	13,608	6.55	56	207,636	6,769	6,839	49.74	50.26
4	21	2017	6	12	13,604	6.55	57	207,636	6,430	7,174	47.27	52.73
2	12	2017	1	14	13,597	6.55	58	207,636	6,907	6,690	50.80	49.20
4	4	2017	3	8	13,594	6.55	59	207,636	6,009	7,585	44.20	55.80
6	4	2017	1	14	13,592	6.55	60	207,636	6,899	6,693	50.76	49.24
3	19	2017	1	12	13,587	6.54	61	207,636	6,830	6,757	50.27	49.73
9	9	2017	7	13	13,572	6.54	62	207,636	6,934	6,638	51.09	48.91
4	7	2017	6	8	13,561	6.53	63	207,636	5,847	7,714	43.12	56.88
5	21	2017	1	11	13,548	6.52	64	207,636	6,690	6,858	49.38	50.62
6	11	2017	1	13	13,547	6.52	65	207,636	6,939	6,608	51.22	48.78
5	2	2017	3	8	13,545	6.52	66	207,636	6,123	7,422	45.20	54.80
12	9	2017	7	13	13,545	6.52	67	207,636	6,929	6,616	51.16	48.84

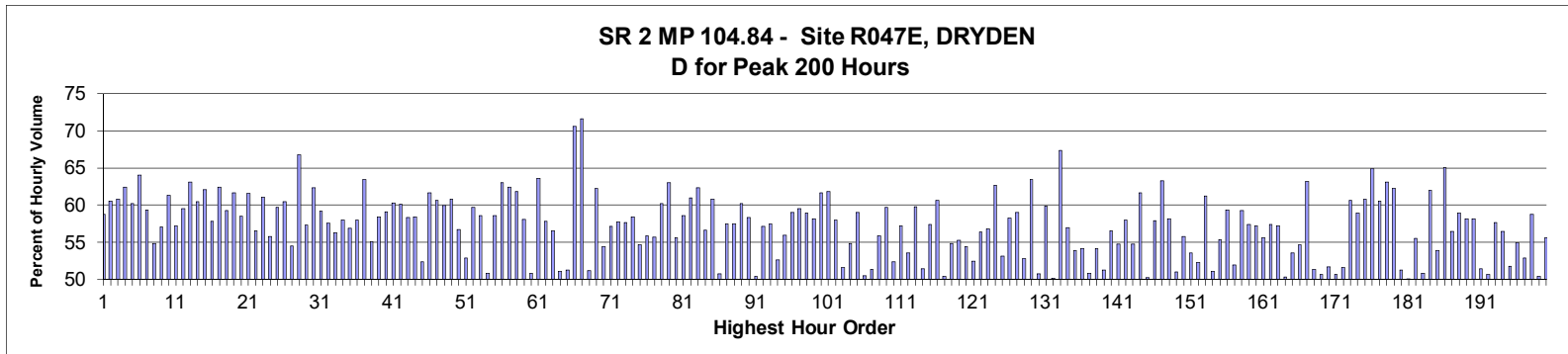
MO	DY	YR	DAY OF WK	HR	HR VOL	PERCENT OF AADT	HOUR NUMBER	AADT	NORTH VOLUME	SOUTH VOLUME	PERCENT NORTH IS OF TOTAL VOLUME	PERCENT SOUTH IS OF TOTAL VOLUME
8	13	2017	1	12	13,533	6.52	68	207,636	6,729	6,804	49.72	50.28
3	25	2017	7	10	13,531	6.52	69	207,636	6,070	7,461	44.86	55.14
4	25	2017	3	8	13,528	6.52	70	207,636	6,053	7,475	44.74	55.26
6	3	2017	7	12	13,527	6.51	71	207,636	6,958	6,569	51.44	48.56
8	5	2017	7	12	13,520	6.51	72	207,636	6,843	6,677	50.61	49.39
4	15	2017	7	12	13,516	6.51	73	207,636	6,950	6,566	51.42	48.58
9	23	2017	7	12	13,516	6.51	74	207,636	6,787	6,729	50.21	49.79
6	17	2017	7	13	13,513	6.51	75	207,636	7,071	6,442	52.33	47.67
5	1	2017	2	8	13,509	6.51	76	207,636	6,035	7,474	44.67	55.33
4	19	2017	4	8	13,505	6.50	77	207,636	5,982	7,523	44.29	55.71
5	17	2017	4	8	13,496	6.50	78	207,636	6,211	7,285	46.02	53.98
9	24	2017	1	12	13,495	6.50	79	207,636	6,767	6,728	50.14	49.86
7	30	2017	1	13	13,494	6.50	80	207,636	6,867	6,627	50.89	49.11
5	19	2017	6	8	13,493	6.50	81	207,636	5,953	7,540	44.12	55.88
5	15	2017	2	8	13,491	6.50	82	207,636	6,072	7,419	45.01	54.99
8	19	2017	7	11	13,485	6.49	83	207,636	6,908	6,577	51.23	48.77
5	27	2017	7	11	13,482	6.49	84	207,636	6,613	6,869	49.05	50.95
6	10	2017	7	12	13,478	6.49	85	207,636	6,868	6,610	50.96	49.04
3	1	2017	4	8	13,477	6.49	86	207,636	6,082	7,395	45.13	54.87
9	16	2017	7	11	13,472	6.49	87	207,636	6,878	6,594	51.05	48.95
8	20	2017	1	12	13,471	6.49	88	207,636	6,863	6,608	50.95	49.05
5	18	2017	5	8	13,461	6.48	89	207,636	6,116	7,345	45.43	54.57
2	12	2017	1	13	13,454	6.48	90	207,636	7,176	6,278	53.34	46.66
4	27	2017	5	8	13,450	6.48	91	207,636	6,107	7,343	45.41	54.59
5	8	2017	2	8	13,446	6.48	92	207,636	6,049	7,397	44.99	55.01
4	5	2017	6	8	13,442	6.47	93	207,636	5,863	7,579	43.62	56.38
5	3	2017	2	8	13,441	6.47	94	207,636	5,940	7,501	44.19	55.81
6	4	2017	1	17	13,435	6.47	95	207,636	6,634	6,801	49.38	50.62
5	21	2017	1	12	13,432	6.47	96	207,636	6,892	6,540	51.31	48.69
5	21	2017	1	13	13,430	6.47	97	207,636	6,794	6,636	50.59	49.41
5	25	2017	5	8	13,430	6.47	98	207,636	6,141	7,289	45.73	54.27
2	25	2017	7	15	13,422	6.46	99	207,636	6,646	6,776	49.52	50.48
8	13	2017	1	13	13,421	6.46	100	207,636	6,872	6,549	51.20	48.80
7	23	2017	1	13	13,413	6.46	101	207,636	7,019	6,394	52.33	47.67
4	24	2017	2	11	13,412	6.46	102	207,636	6,259	7,153	46.67	53.33
9	19	2017	3	8	13,409	6.46	103	207,636	5,875	7,534	43.81	56.19
8	6	2017	1	12	13,405	6.46	104	207,636	6,571	6,834	49.02	50.98
12	16	2017	7	12	13,404	6.46	105	207,636	7,140	6,264	53.27	46.73
6	14	2017	4	8	13,399	6.45	106	207,636	5,967	7,432	44.53	55.47
4	8	2017	7	14	13,396	6.45	107	207,636	6,613	6,783	49.37	50.63
12	30	2017	7	13	13,391	6.45	108	207,636	7,102	6,289	53.04	46.96
6	11	2017	1	17	13,383	6.45	109	207,636	6,771	6,612	50.59	49.41
4	26	2017	4	8	13,379	6.44	110	207,636	6,010	7,369	44.92	55.08
5	10	2017	4	8	13,379	6.44	111	207,636	6,127	7,252	45.80	54.20
1	21	2017	7	16	13,376	6.44	112	207,636	6,390	6,986	47.77	52.23
4	13	2017	5	8	13,375	6.44	113	207,636	5,850	7,525	43.74	56.26
10	7	2017	7	11	13,373	6.44	114	207,636	6,810	6,563	50.92	49.08
6	21	2017	4	8	13,366	6.44	115	207,636	5,897	7,469	44.12	55.88
3	9	2017	5	8	13,359	6.43	116	207,636	6,074	7,285	45.47	54.53
4	24	2017	2	8	13,351	6.43	117	207,636	6,006	7,345	44.99	55.01
12	10	2017	1	14	13,348	6.43	118	207,636	6,813	6,535	51.04	48.96

MO	DY	YR	DAY OF WK	HR	HR VOL	PERCENT OF AADT	HOUR NUMBER	AADT	NORTH VOLUME	SOUTH VOLUME	PERCENT NORTH IS OF TOTAL VOLUME	PERCENT SOUTH IS OF TOTAL VOLUME
2	26	2017	1	13	13,345	6.43	119	207,636	6,679	6,666	50.05	49.95
3	2	2017	5	8	13,343	6.43	120	207,636	5,955	7,388	44.63	55.37
7	13	2017	5	12	13,338	6.42	121	207,636	6,657	6,681	49.91	50.09
3	17	2017	6	11	13,334	6.42	122	207,636	6,162	7,172	46.21	53.79
4	9	2017	1	12	13,334	6.42	123	207,636	7,019	6,315	52.64	47.36
12	9	2017	7	12	13,321	6.42	124	207,636	6,935	6,386	52.06	47.94
5	20	2017	7	11	13,320	6.42	125	207,636	6,700	6,620	50.30	49.70
4	30	2017	1	14	13,319	6.41	126	207,636	6,543	6,776	49.13	50.87
5	11	2017	5	8	13,319	6.41	127	207,636	5,990	7,329	44.97	55.03
5	4	2017	5	8	13,315	6.41	128	207,636	5,914	7,401	44.42	55.58
4	16	2017	1	12	13,313	6.41	129	207,636	6,911	6,402	51.91	48.09
7	22	2017	7	11	13,312	6.41	130	207,636	6,684	6,628	50.21	49.79
5	6	2017	7	12	13,310	6.41	131	207,636	6,820	6,490	51.24	48.76
4	17	2017	2	8	13,308	6.41	132	207,636	5,808	7,500	43.64	56.36
7	21	2017	6	11	13,308	6.41	133	207,636	6,660	6,648	50.05	49.95
8	6	2017	1	13	13,305	6.41	134	207,636	6,840	6,465	51.41	48.59
4	8	2017	7	11	13,303	6.41	135	207,636	6,790	6,513	51.04	48.96
3	5	2017	1	13	13,297	6.40	136	207,636	6,937	6,360	52.17	47.83
8	9	2017	4	8	13,294	6.40	137	207,636	5,800	7,494	43.63	56.37
4	15	2017	7	11	13,290	6.40	138	207,636	6,867	6,423	51.67	48.33
5	31	2017	4	8	13,286	6.40	139	207,636	6,033	7,253	45.41	54.59
6	11	2017	1	14	13,285	6.40	140	207,636	6,592	6,693	49.62	50.38
3	4	2017	7	15	13,283	6.40	141	207,636	6,574	6,709	49.49	50.51
2	23	2017	5	8	13,279	6.40	142	207,636	5,666	7,613	42.67	57.33
3	16	2017	5	8	13,278	6.39	143	207,636	5,991	7,287	45.12	54.88
12	17	2017	1	13	13,278	6.39	144	207,636	7,172	6,106	54.01	45.99
3	17	2017	6	8	13,277	6.39	145	207,636	5,729	7,548	43.15	56.85
4	21	2017	6	8	13,277	6.39	146	207,636	5,791	7,486	43.62	56.38
1	15	2017	1	14	13,276	6.39	147	207,636	6,776	6,500	51.04	48.96
9	20	2017	4	9	13,271	6.39	148	207,636	6,229	7,042	46.94	53.06
10	7	2017	7	12	13,271	6.39	149	207,636	6,603	6,668	49.76	50.24
5	7	2017	1	12	13,269	6.39	150	207,636	6,743	6,526	50.82	49.18
8	19	2017	7	10	13,269	6.39	151	207,636	6,531	6,738	49.22	50.78
4	20	2017	5	8	13,265	6.39	152	207,636	5,929	7,336	44.70	55.30
6	14	2017	4	12	13,260	6.39	153	207,636	6,300	6,960	47.51	52.49
2	16	2017	5	8	13,259	6.39	154	207,636	5,813	7,446	43.84	56.16
3	18	2017	7	14	13,259	6.39	155	207,636	6,087	7,172	45.91	54.09
6	16	2017	6	11	13,258	6.39	156	207,636	6,515	6,743	49.14	50.86
4	22	2017	7	14	13,257	6.38	157	207,636	6,368	6,889	48.04	51.96
5	21	2017	1	14	13,255	6.38	158	207,636	6,629	6,626	50.01	49.99
11	7	2017	3	8	13,250	6.38	159	207,636	5,897	7,353	44.51	55.49
7	9	2017	1	12	13,248	6.38	160	207,636	6,605	6,643	49.86	50.14
6	11	2017	1	11	13,239	6.38	161	207,636	6,386	6,853	48.24	51.76
5	30	2017	3	8	13,236	6.37	162	207,636	6,109	7,127	46.15	53.85
8	25	2017	6	11	13,236	6.37	163	207,636	6,613	6,623	49.96	50.04
4	28	2017	6	9	13,235	6.37	164	207,636	6,158	7,077	46.53	53.47
6	2	2017	6	9	13,232	6.37	165	207,636	6,017	7,215	45.47	54.53
6	4	2017	1	12	13,228	6.37	166	207,636	6,758	6,470	51.09	48.91
8	23	2017	4	8	13,223	6.37	167	207,636	5,748	7,475	43.47	56.53
8	13	2017	1	14	13,221	6.37	168	207,636	6,668	6,553	50.43	49.57
4	15	2017	7	14	13,218	6.37	169	207,636	6,338	6,880	47.95	52.05

MO	DY	YR	DAY OF WK	HR	HR VOL	PERCENT OF AADT	HOUR NUMBER	AADT	NORTH VOLUME	SOUTH VOLUME	PERCENT NORTH IS OF TOTAL VOLUME	PERCENT SOUTH IS OF TOTAL VOLUME
4	14	2017	6	8	13,213	6.36	170	207,636	5,702	7,511	43.15	56.85
3	10	2017	6	8	13,212	6.36	171	207,636	5,763	7,449	43.62	56.38
4	14	2017	6	12	13,212	6.36	172	207,636	6,347	6,865	48.04	51.96
4	4	2017	3	15	13,211	6.36	173	207,636	6,709	6,502	50.78	49.22
9	7	2017	5	8	13,206	6.36	174	207,636	5,925	7,281	44.87	55.13
2	22	2017	4	8	13,205	6.36	175	207,636	5,884	7,321	44.56	55.44
3	20	2017	2	11	13,200	6.36	176	207,636	6,134	7,066	46.47	53.53
11	5	2017	1	18	13,200	6.36	177	207,636	6,539	6,661	49.54	50.46
3	31	2017	6	8	13,198	6.36	178	207,636	5,804	7,394	43.98	56.02
9	15	2017	6	8	13,195	6.35	179	207,636	5,863	7,332	44.43	55.57
10	6	2017	6	8	13,194	6.35	180	207,636	5,839	7,355	44.25	55.75
7	9	2017	1	14	13,185	6.35	181	207,636	6,746	6,439	51.16	48.84
10	10	2017	3	8	13,185	6.35	182	207,636	5,738	7,447	43.52	56.48
7	30	2017	1	12	13,184	6.35	183	207,636	6,560	6,624	49.76	50.24
3	6	2017	2	8	13,183	6.35	184	207,636	5,731	7,452	43.47	56.53
4	8	2017	7	12	13,183	6.35	185	207,636	6,673	6,510	50.62	49.38
7	8	2017	7	13	13,179	6.35	186	207,636	6,818	6,361	51.73	48.27
5	26	2017	6	8	13,178	6.35	187	207,636	5,944	7,234	45.11	54.89
1	31	2017	3	8	13,172	6.34	188	207,636	5,852	7,320	44.43	55.57
9	16	2017	7	13	13,172	6.34	189	207,636	6,692	6,480	50.80	49.20
4	28	2017	6	12	13,170	6.34	190	207,636	6,135	7,035	46.58	53.42
8	5	2017	7	11	13,165	6.34	191	207,636	6,573	6,592	49.93	50.07
7	22	2017	7	12	13,164	6.34	192	207,636	6,745	6,419	51.24	48.76
8	16	2017	4	8	13,162	6.34	193	207,636	5,795	7,367	44.03	55.97
8	20	2017	1	13	13,162	6.34	194	207,636	6,628	6,534	50.36	49.64
7	8	2017	7	14	13,161	6.34	195	207,636	6,631	6,530	50.38	49.62
3	8	2017	4	9	13,160	6.34	196	207,636	6,109	7,051	46.42	53.58
1	27	2017	6	9	13,159	6.34	197	207,636	6,171	6,988	46.90	53.10
8	30	2017	4	8	13,157	6.34	198	207,636	5,852	7,305	44.48	55.52
8	13	2017	1	17	13,152	6.33	199	207,636	6,781	6,371	51.56	48.44
11	4	2017	7	12	13,152	6.33	200	207,636	6,685	6,467	50.83	49.17



**AADT= 16,796      K 30 FACTOR= 12.19      K 100 FACTOR= 11.34      K 200 FACTOR= 10.66      D 30 FACTOR= 62.29**



MO	DY	YR	DAY OF WK	HR	HR VOL	PERCENT OF AADT	HOUR NUMBER	AADT	EAST VOLUME	WEST VOLUME	PERCENT EAST IS OF TOTAL VOLUME	PERCENT WEST IS OF TOTAL VOLUME
7	16	2017	1	14	2,223	13.24	1	16,796	917	1,306	41.25	58.75
8	25	2017	6	16	2,185	13.01	2	16,796	1,323	862	60.55	39.45
7	23	2017	1	13	2,178	12.97	3	16,796	854	1,324	39.21	60.79
6	18	2017	1	13	2,170	12.92	4	16,796	815	1,355	37.56	62.44
10	13	2017	6	17	2,149	12.79	5	16,796	1,294	855	60.21	39.79
7	23	2017	1	12	2,145	12.77	6	16,796	771	1,374	35.94	64.06
7	14	2017	6	16	2,138	12.73	7	16,796	1,268	870	59.31	40.69
7	21	2017	6	17	2,128	12.67	8	16,796	1,167	961	54.84	45.16
7	16	2017	1	12	2,125	12.65	9	16,796	913	1,212	42.96	57.04
7	16	2017	1	13	2,119	12.62	10	16,796	819	1,300	38.65	61.35
9	1	2017	6	17	2,118	12.61	11	16,796	1,211	907	57.18	42.82
8	20	2017	1	13	2,116	12.60	12	16,796	857	1,259	40.50	59.50
8	13	2017	1	11	2,110	12.56	13	16,796	778	1,332	36.87	63.13
7	23	2017	1	14	2,106	12.54	14	16,796	832	1,274	39.51	60.49
8	27	2017	1	13	2,106	12.54	15	16,796	799	1,307	37.94	62.06
7	28	2017	6	16	2,097	12.49	16	16,796	1,213	884	57.84	42.16

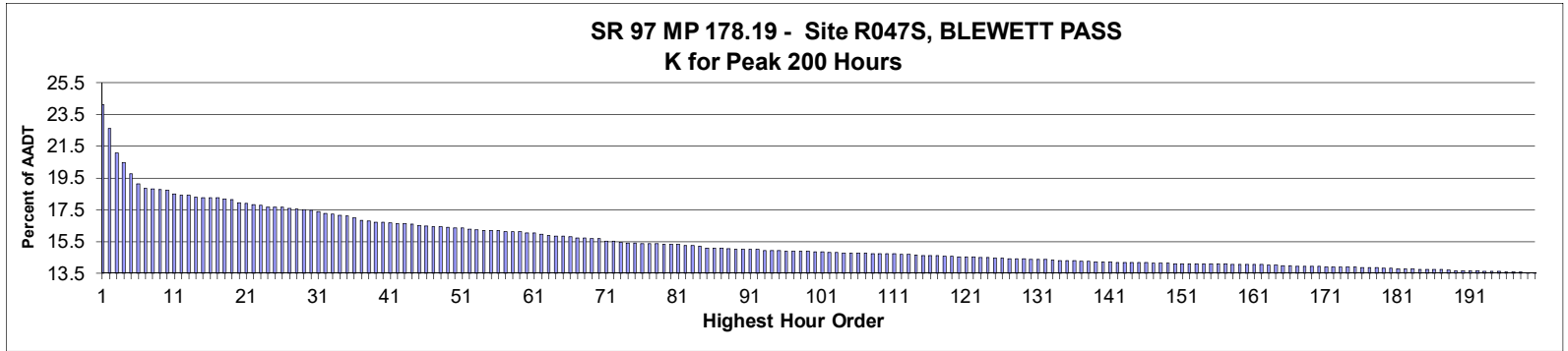
MO	DY	YR	DAY OF WK	HR	HR VOL	PERCENT OF AADT	HOUR NUMBER	AADT	EAST VOLUME	WEST VOLUME	PERCENT	PERCENT
											IS OF TOTAL VOLUME	WEST IS OF TOTAL VOLUME
6	18	2017	1	14	2,094	12.47	17	16,796	787	1,307	37.58	62.42
8	11	2017	6	16	2,094	12.47	18	16,796	1,241	853	59.26	40.74
6	25	2017	1	13	2,089	12.44	19	16,796	801	1,288	38.34	61.66
8	4	2017	6	16	2,088	12.43	20	16,796	1,221	867	58.48	41.52
9	1	2017	6	16	2,088	12.43	21	16,796	1,285	803	61.54	38.46
8	13	2017	1	14	2,085	12.41	22	16,796	906	1,179	43.45	56.55
6	2	2017	6	16	2,070	12.32	23	16,796	1,264	806	61.06	38.94
8	13	2017	1	15	2,070	12.32	24	16,796	916	1,154	44.25	55.75
7	30	2017	1	13	2,069	12.32	25	16,796	834	1,235	40.31	59.69
9	29	2017	6	16	2,067	12.31	26	16,796	1,250	817	60.47	39.53
9	29	2017	6	17	2,067	12.31	27	16,796	1,126	941	54.48	45.52
5	29	2017	2	13	2,054	12.23	28	16,796	682	1,372	33.20	66.80
7	1	2017	7	13	2,054	12.23	29	16,796	1,177	877	57.30	42.70
8	6	2017	1	12	2,047	12.19	30	16,796	772	1,275	37.71	62.29
8	6	2017	1	13	2,045	12.18	31	16,796	835	1,210	40.83	59.17
6	16	2017	6	17	2,041	12.15	32	16,796	1,174	867	57.52	42.48
8	18	2017	6	16	2,041	12.15	33	16,796	1,148	893	56.25	43.75
7	1	2017	7	12	2,040	12.15	34	16,796	1,183	857	57.99	42.01
8	18	2017	6	17	2,037	12.13	35	16,796	1,158	879	56.85	43.15
7	14	2017	6	17	2,036	12.12	36	16,796	1,180	856	57.96	42.04
6	30	2017	6	17	2,035	12.12	37	16,796	1,291	744	63.44	36.56
8	11	2017	6	15	2,035	12.12	38	16,796	1,121	914	55.09	44.91
6	23	2017	6	17	2,032	12.10	39	16,796	1,186	846	58.37	41.63
7	9	2017	1	12	2,032	12.10	40	16,796	831	1,201	40.90	59.10
8	25	2017	6	17	2,032	12.10	41	16,796	1,225	807	60.29	39.71
6	23	2017	6	16	2,030	12.09	42	16,796	1,220	810	60.10	39.90
10	13	2017	6	16	2,021	12.03	43	16,796	1,178	843	58.29	41.71
7	21	2017	6	18	2,013	11.98	44	16,796	1,175	838	58.37	41.63
8	13	2017	1	13	2,013	11.98	45	16,796	959	1,054	47.64	52.36
6	30	2017	6	16	2,012	11.98	46	16,796	1,241	771	61.68	38.32
7	30	2017	1	12	2,010	11.97	47	16,796	791	1,219	39.35	60.65
7	9	2017	1	13	2,009	11.96	48	16,796	805	1,204	40.07	59.93
10	15	2017	1	14	2,007	11.95	49	16,796	787	1,220	39.21	60.79
7	7	2017	6	16	2,006	11.94	50	16,796	1,137	869	56.68	43.32
10	6	2017	6	17	2,004	11.93	51	16,796	1,059	945	52.84	47.16
7	9	2017	1	14	2,000	11.91	52	16,796	806	1,194	40.30	59.70
8	20	2017	1	14	2,000	11.91	53	16,796	829	1,171	41.45	58.55
8	13	2017	1	12	1,999	11.90	54	16,796	983	1,016	49.17	50.83
7	21	2017	6	16	1,997	11.89	55	16,796	1,169	828	58.54	41.46
5	26	2017	6	17	1,996	11.88	56	16,796	1,257	739	62.98	37.02
6	18	2017	1	12	1,994	11.87	57	16,796	749	1,245	37.56	62.44
8	20	2017	1	12	1,994	11.87	58	16,796	762	1,232	38.21	61.79
10	6	2017	6	16	1,994	11.87	59	16,796	1,158	836	58.07	41.93
7	2	2017	1	15	1,988	11.84	60	16,796	1,010	978	50.80	49.20
5	26	2017	6	16	1,985	11.82	61	16,796	1,263	722	63.63	36.37
6	9	2017	6	16	1,982	11.80	62	16,796	1,145	837	57.77	42.23
7	16	2017	1	15	1,976	11.76	63	16,796	859	1,117	43.47	56.53
8	13	2017	1	16	1,976	11.76	64	16,796	966	1,010	48.89	51.11
7	2	2017	1	13	1,972	11.74	65	16,796	962	1,010	48.78	51.22
5	29	2017	2	12	1,968	11.72	66	16,796	578	1,390	29.37	70.63
5	29	2017	2	11	1,966	11.71	67	16,796	558	1,408	28.38	71.62

MO	DY	YR	DAY OF WK	HR	HR VOL	PERCENT OF AADT	HOUR NUMBER	AADT	EAST VOLUME	WEST VOLUME	PERCENT	PERCENT
											IS OF TOTAL VOLUME	WEST IS OF TOTAL VOLUME
7	2	2017	1	14	1,966	11.71	68	16,796	960	1,006	48.83	51.17
5	26	2017	6	18	1,964	11.69	69	16,796	1,223	741	62.27	37.73
7	23	2017	1	15	1,964	11.69	70	16,796	895	1,069	45.57	54.43
7	28	2017	6	15	1,963	11.69	71	16,796	1,121	842	57.11	42.89
6	23	2017	6	15	1,962	11.68	72	16,796	1,132	830	57.70	42.30
6	16	2017	6	16	1,961	11.68	73	16,796	1,130	831	57.62	42.38
5	19	2017	6	16	1,959	11.66	74	16,796	1,144	815	58.40	41.60
7	7	2017	6	17	1,957	11.65	75	16,796	1,070	887	54.68	45.32
8	4	2017	6	15	1,957	11.65	76	16,796	1,093	864	55.85	44.15
7	1	2017	7	14	1,955	11.64	77	16,796	1,089	866	55.70	44.30
6	25	2017	1	12	1,954	11.63	78	16,796	777	1,177	39.76	60.24
8	27	2017	1	12	1,953	11.63	79	16,796	723	1,230	37.02	62.98
7	28	2017	6	17	1,952	11.62	80	16,796	1,085	867	55.58	44.42
7	28	2017	6	18	1,950	11.61	81	16,796	1,142	808	58.56	41.44
10	15	2017	1	13	1,950	11.61	82	16,796	761	1,189	39.03	60.97
9	1	2017	6	15	1,942	11.56	83	16,796	1,210	732	62.31	37.69
6	2	2017	6	17	1,940	11.55	84	16,796	1,099	841	56.65	43.35
7	1	2017	7	16	1,938	11.54	85	16,796	1,178	760	60.78	39.22
8	12	2017	7	13	1,938	11.54	86	16,796	954	984	49.23	50.77
8	11	2017	6	17	1,937	11.53	87	16,796	1,114	823	57.51	42.49
9	22	2017	6	17	1,936	11.53	88	16,796	1,112	824	57.44	42.56
7	14	2017	6	15	1,932	11.50	89	16,796	1,163	769	60.20	39.80
7	21	2017	6	15	1,930	11.49	90	16,796	1,125	805	58.29	41.71
8	20	2017	1	16	1,926	11.47	91	16,796	955	971	49.58	50.42
10	13	2017	6	18	1,926	11.47	92	16,796	1,100	826	57.11	42.89
8	6	2017	1	14	1,925	11.46	93	16,796	819	1,106	42.55	57.45
7	9	2017	1	16	1,923	11.45	94	16,796	912	1,011	47.43	52.57
7	30	2017	1	14	1,915	11.40	95	16,796	844	1,071	44.07	55.93
6	25	2017	1	14	1,912	11.38	96	16,796	784	1,128	41.00	59.00
6	30	2017	6	18	1,911	11.38	97	16,796	1,137	774	59.50	40.50
9	15	2017	6	16	1,910	11.37	98	16,796	1,126	784	58.95	41.05
6	11	2017	1	15	1,906	11.35	99	16,796	798	1,108	41.87	58.13
6	18	2017	1	16	1,905	11.34	100	16,796	730	1,175	38.32	61.68
5	5	2017	6	16	1,904	11.34	101	16,796	1,177	727	61.82	38.18
6	30	2017	6	15	1,903	11.33	102	16,796	1,104	799	58.01	41.99
7	21	2017	6	13	1,903	11.33	103	16,796	982	921	51.60	48.40
9	15	2017	6	17	1,902	11.32	104	16,796	1,043	859	54.84	45.16
7	1	2017	7	15	1,899	11.31	105	16,796	1,120	779	58.98	41.02
7	22	2017	7	12	1,899	11.31	106	16,796	941	958	49.55	50.45
7	29	2017	7	13	1,898	11.30	107	16,796	923	975	48.63	51.37
8	20	2017	1	15	1,898	11.30	108	16,796	838	1,060	44.15	55.85
7	1	2017	7	11	1,896	11.29	109	16,796	1,131	765	59.65	40.35
7	2	2017	1	16	1,896	11.29	110	16,796	993	903	52.37	47.63
8	25	2017	6	15	1,895	11.28	111	16,796	1,084	811	57.20	42.80
8	4	2017	6	14	1,894	11.28	112	16,796	1,014	880	53.54	46.46
8	27	2017	1	14	1,891	11.26	113	16,796	760	1,131	40.19	59.81
8	13	2017	1	17	1,888	11.24	114	16,796	917	971	48.57	51.43
9	1	2017	6	18	1,886	11.23	115	16,796	1,083	803	57.42	42.58
6	11	2017	1	13	1,885	11.22	116	16,796	742	1,143	39.36	60.64
7	2	2017	1	12	1,884	11.22	117	16,796	934	950	49.58	50.42
10	20	2017	6	17	1,883	11.21	118	16,796	1,033	850	54.86	45.14

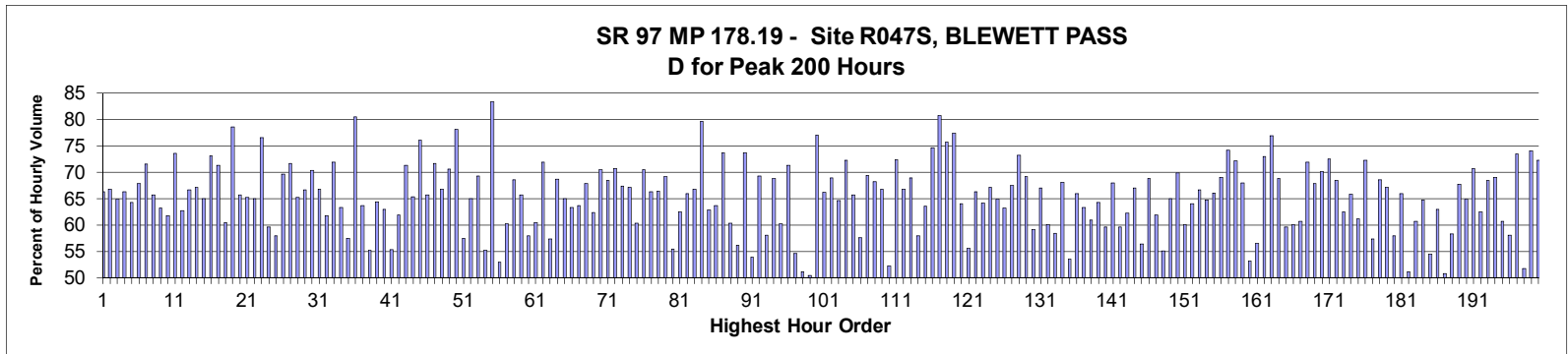
MO	DY	YR	DAY OF WK	HR	HR VOL	PERCENT OF AADT	HOUR NUMBER	AADT	EAST VOLUME	WEST VOLUME	PERCENT EAST IS OF TOTAL VOLUME	PERCENT WEST IS OF TOTAL VOLUME
8	18	2017	6	15	1,881	11.20	119	16,796	1,039	842	55.24	44.76
8	27	2017	1	15	1,881	11.20	120	16,796	858	1,023	45.61	54.39
8	11	2017	6	14	1,880	11.19	121	16,796	986	894	52.45	47.55
6	9	2017	6	17	1,878	11.18	122	16,796	1,058	820	56.34	43.66
7	16	2017	1	16	1,876	11.17	123	16,796	811	1,065	43.23	56.77
7	1	2017	7	17	1,874	11.16	124	16,796	1,174	700	62.65	37.35
8	5	2017	7	13	1,872	11.15	125	16,796	994	878	53.10	46.90
7	5	2017	4	13	1,870	11.13	126	16,796	781	1,089	41.76	58.24
5	5	2017	6	17	1,868	11.12	127	16,796	1,102	766	58.99	41.01
7	16	2017	1	17	1,868	11.12	128	16,796	882	986	47.22	52.78
7	23	2017	1	11	1,866	11.11	129	16,796	683	1,183	36.60	63.40
8	11	2017	6	12	1,866	11.11	130	16,796	947	919	50.75	49.25
10	15	2017	1	15	1,864	11.10	131	16,796	748	1,116	40.13	59.87
7	22	2017	7	13	1,863	11.09	132	16,796	934	929	50.13	49.87
9	4	2017	2	12	1,861	11.08	133	16,796	607	1,254	32.62	67.38
6	16	2017	6	15	1,860	11.07	134	16,796	1,059	801	56.94	43.06
7	30	2017	1	15	1,858	11.06	135	16,796	856	1,002	46.07	53.93
7	28	2017	6	14	1,857	11.06	136	16,796	1,006	851	54.17	45.83
7	7	2017	6	12	1,856	11.05	137	16,796	913	943	49.19	50.81
6	23	2017	6	18	1,855	11.04	138	16,796	1,005	850	54.18	45.82
7	7	2017	6	13	1,853	11.03	139	16,796	950	903	51.27	48.73
7	7	2017	6	15	1,850	11.01	140	16,796	1,046	804	56.54	43.46
7	23	2017	1	16	1,849	11.01	141	16,796	837	1,012	45.27	54.73
10	13	2017	6	15	1,848	11.00	142	16,796	1,071	777	57.95	42.05
7	21	2017	6	14	1,842	10.97	143	16,796	1,008	834	54.72	45.28
9	4	2017	2	13	1,842	10.97	144	16,796	707	1,135	38.38	61.62
7	29	2017	7	12	1,837	10.94	145	16,796	922	915	50.19	49.81
8	18	2017	6	18	1,837	10.94	146	16,796	1,064	773	57.92	42.08
6	4	2017	1	14	1,834	10.92	147	16,796	674	1,160	36.75	63.25
6	25	2017	1	15	1,833	10.91	148	16,796	767	1,066	41.84	58.16
8	25	2017	6	13	1,833	10.91	149	16,796	899	934	49.05	50.95
7	7	2017	6	14	1,830	10.90	150	16,796	1,020	810	55.74	44.26
6	30	2017	6	13	1,829	10.89	151	16,796	980	849	53.58	46.42
7	8	2017	7	12	1,829	10.89	152	16,796	873	956	47.73	52.27
7	5	2017	4	12	1,828	10.88	153	16,796	709	1,119	38.79	61.21
7	21	2017	6	12	1,828	10.88	154	16,796	933	895	51.04	48.96
8	4	2017	6	17	1,828	10.88	155	16,796	1,011	817	55.31	44.69
7	9	2017	1	15	1,827	10.88	156	16,796	743	1,084	40.67	59.33
6	23	2017	6	14	1,826	10.87	157	16,796	948	878	51.92	48.08
9	8	2017	6	17	1,826	10.87	158	16,796	1,082	744	59.26	40.74
8	24	2017	5	16	1,825	10.87	159	16,796	1,048	777	57.42	42.58
8	11	2017	6	18	1,823	10.85	160	16,796	1,043	780	57.21	42.79
7	27	2017	5	16	1,821	10.84	161	16,796	1,012	809	55.57	44.43
8	17	2017	5	16	1,821	10.84	162	16,796	1,045	776	57.39	42.61
9	22	2017	6	16	1,818	10.82	163	16,796	1,040	778	57.21	42.79
7	29	2017	7	14	1,816	10.81	164	16,796	903	913	49.72	50.28
9	2	2017	7	12	1,816	10.81	165	16,796	972	844	53.52	46.48
7	14	2017	6	14	1,814	10.80	166	16,796	991	823	54.63	45.37
5	14	2017	1	14	1,813	10.79	167	16,796	668	1,145	36.85	63.15
7	28	2017	6	12	1,813	10.79	168	16,796	930	883	51.30	48.70
7	28	2017	6	13	1,811	10.78	169	16,796	917	894	50.64	49.36



MO	DY	YR	DAY OF WK	HR	HR VOL	PERCENT OF AADT	HOUR NUMBER	AADT	EAST VOLUME	WEST VOLUME	PERCENT EAST IS OF TOTAL VOLUME	PERCENT WEST IS OF TOTAL VOLUME
7	14	2017	6	13	1,810	10.78	170	16,796	936	874	51.71	48.29
8	4	2017	6	13	1,810	10.78	171	16,796	893	917	49.34	50.66
8	20	2017	1	17	1,809	10.77	172	16,796	876	933	48.42	51.58
9	17	2017	1	13	1,807	10.76	173	16,796	712	1,095	39.40	60.60
8	31	2017	5	17	1,806	10.75	174	16,796	1,064	742	58.91	41.09
5	21	2017	1	14	1,805	10.75	175	16,796	708	1,097	39.22	60.78
5	29	2017	2	14	1,805	10.75	176	16,796	634	1,171	35.12	64.88
6	4	2017	1	13	1,805	10.75	177	16,796	712	1,093	39.45	60.55
8	13	2017	1	10	1,805	10.75	178	16,796	666	1,139	36.90	63.10
5	21	2017	1	12	1,804	10.74	179	16,796	681	1,123	37.75	62.25
7	8	2017	7	13	1,802	10.73	180	16,796	878	924	48.72	51.28
7	15	2017	7	12	1,801	10.72	181	16,796	900	901	49.97	50.03
4	28	2017	6	16	1,799	10.71	182	16,796	998	801	55.48	44.52
7	22	2017	7	14	1,799	10.71	183	16,796	914	885	50.81	49.19
10	15	2017	1	12	1,799	10.71	184	16,796	684	1,115	38.02	61.98
8	6	2017	1	15	1,797	10.70	185	16,796	829	968	46.13	53.87
8	20	2017	1	11	1,797	10.70	186	16,796	628	1,169	34.95	65.05
9	29	2017	6	14	1,797	10.70	187	16,796	1,015	782	56.48	43.52
10	8	2017	1	13	1,797	10.70	188	16,796	739	1,058	41.12	58.88
6	2	2017	6	15	1,796	10.69	189	16,796	1,045	751	58.18	41.82
8	10	2017	5	16	1,796	10.69	190	16,796	1,045	751	58.18	41.82
8	11	2017	6	13	1,796	10.69	191	16,796	924	872	51.45	48.55
8	18	2017	6	13	1,796	10.69	192	16,796	910	886	50.67	49.33
9	29	2017	6	15	1,796	10.69	193	16,796	1,035	761	57.63	42.37
6	18	2017	1	15	1,794	10.68	194	16,796	781	1,013	43.53	56.47
6	23	2017	6	13	1,794	10.68	195	16,796	928	866	51.73	48.27
7	14	2017	6	18	1,794	10.68	196	16,796	985	809	54.91	45.09
8	25	2017	6	14	1,794	10.68	197	16,796	949	845	52.90	47.10
4	21	2017	6	16	1,792	10.67	198	16,796	1,052	740	58.71	41.29
8	25	2017	6	12	1,791	10.66	199	16,796	888	903	49.58	50.42
9	22	2017	6	18	1,790	10.66	200	16,796	995	795	55.59	44.41



**AADT= 6,221      K 30 FACTOR= 17.47      K 100 FACTOR= 14.87      K 200 FACTOR= 13.55      D 30 FACTOR= 70.38**



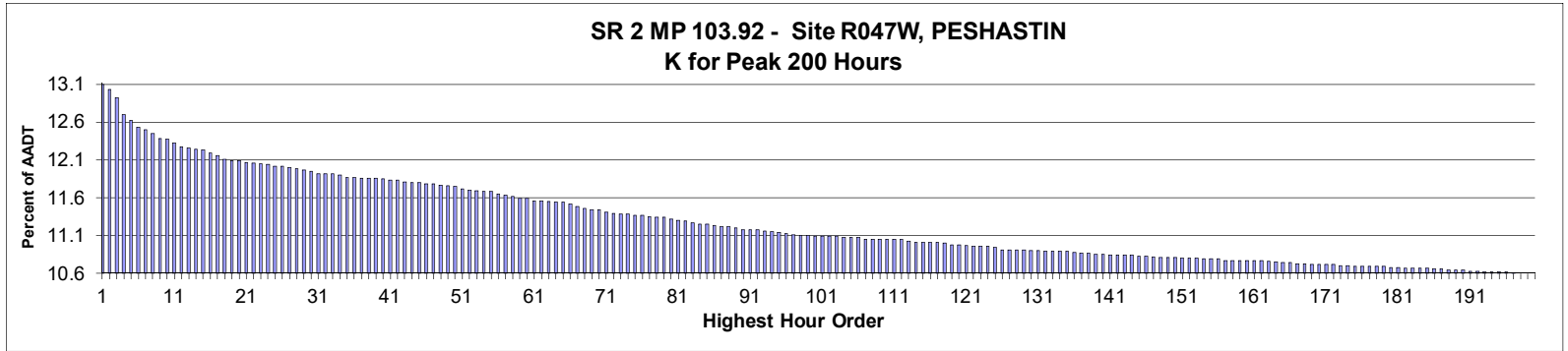
MO	DY	YR	DAY OF WK	HR	HR VOL	PERCENT OF AADT	HOUR NUMBER	AADT	NORTH VOLUME	SOUTH VOLUME	PERCENT NORTH IS OF TOTAL VOLUME	PERCENT SOUTH IS OF TOTAL VOLUME
8	13	2017	1	12	1,500	24.11	1	6,221	505	995	33.67	66.33
8	13	2017	1	13	1,407	22.62	2	6,221	468	939	33.26	66.74
8	13	2017	1	14	1,312	21.09	3	6,221	461	851	35.14	64.86
8	13	2017	1	11	1,275	20.50	4	6,221	429	846	33.65	66.35
7	23	2017	1	13	1,230	19.77	5	6,221	440	790	35.77	64.23
8	27	2017	1	13	1,190	19.13	6	6,221	382	808	32.10	67.90
10	15	2017	1	14	1,174	18.87	7	6,221	334	840	28.45	71.55
7	16	2017	1	12	1,170	18.81	8	6,221	401	769	34.27	65.73
8	13	2017	1	15	1,168	18.78	9	6,221	430	738	36.82	63.18
8	13	2017	1	16	1,165	18.73	10	6,221	445	720	38.20	61.80
10	15	2017	1	13	1,150	18.49	11	6,221	304	846	26.43	73.57
7	23	2017	1	15	1,147	18.44	12	6,221	428	719	37.31	62.69
7	23	2017	1	12	1,145	18.41	13	6,221	382	763	33.36	66.64
7	30	2017	1	12	1,138	18.29	14	6,221	374	764	32.86	67.14
7	23	2017	1	14	1,136	18.26	15	6,221	398	738	35.04	64.96
10	15	2017	1	12	1,136	18.26	16	6,221	306	830	26.94	73.06



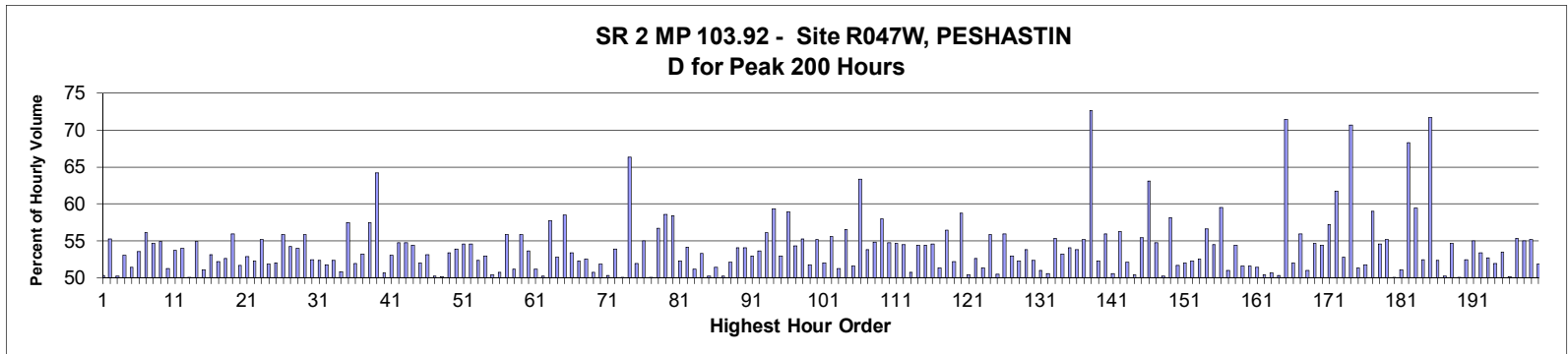




MO	DY	YR	DAY OF WK	HR	HR VOL	PERCENT OF AADT	HOUR NUMBER	AADT	NORTH VOLUME	SOUTH VOLUME	PERCENT NORTH IS OF TOTAL VOLUME	PERCENT SOUTH IS OF TOTAL VOLUME
10	13	2017	6	16	867	13.94	170	6,221	608	259	70.13	29.87
5	27	2017	7	11	866	13.92	171	6,221	628	238	72.52	27.48
5	21	2017	1	15	865	13.90	172	6,221	273	592	31.56	68.44
6	11	2017	1	15	865	13.90	173	6,221	324	541	37.46	62.54
5	7	2017	1	16	864	13.89	174	6,221	295	569	34.14	65.86
8	4	2017	6	18	864	13.89	175	6,221	529	335	61.23	38.77
9	29	2017	6	18	863	13.87	176	6,221	624	239	72.31	27.69
7	29	2017	7	13	862	13.86	177	6,221	494	368	57.31	42.69
10	13	2017	6	17	862	13.86	178	6,221	591	271	68.56	31.44
7	1	2017	7	15	859	13.81	179	6,221	577	282	67.17	32.83
7	21	2017	6	14	859	13.81	180	6,221	498	361	57.97	42.03
5	29	2017	2	15	858	13.79	181	6,221	292	566	34.03	65.97
7	21	2017	6	12	858	13.79	182	6,221	439	419	51.17	48.83
12	23	2017	7	12	858	13.79	183	6,221	521	337	60.72	39.28
7	21	2017	6	16	856	13.76	184	6,221	554	302	64.72	35.28
8	11	2017	6	13	855	13.74	185	6,221	466	389	54.50	45.50
6	11	2017	1	12	854	13.73	186	6,221	316	538	37.00	63.00
8	11	2017	6	12	854	13.73	187	6,221	420	434	49.18	50.82
7	30	2017	1	17	853	13.71	188	6,221	356	497	41.74	58.26
7	9	2017	1	11	851	13.68	189	6,221	274	577	32.20	67.80
7	28	2017	6	18	851	13.68	190	6,221	552	299	64.86	35.14
10	14	2017	7	12	850	13.66	191	6,221	601	249	70.71	29.29
7	14	2017	6	14	849	13.65	192	6,221	530	319	62.43	37.57
7	14	2017	6	17	848	13.63	193	6,221	580	268	68.40	31.60
5	7	2017	1	14	847	13.62	194	6,221	262	585	30.93	69.07
7	15	2017	7	14	847	13.62	195	6,221	514	333	60.68	39.32
8	27	2017	1	17	846	13.60	196	6,221	355	491	41.96	58.04
5	27	2017	7	13	844	13.57	197	6,221	620	224	73.46	26.54
8	18	2017	6	14	844	13.57	198	6,221	437	407	51.78	48.22
5	26	2017	6	16	843	13.55	199	6,221	624	219	74.02	25.98
6	4	2017	1	16	843	13.55	200	6,221	234	609	27.76	72.24



**AADT=** 14,146     
**K 30 FACTOR=** 11.93     
**K 100 FACTOR=** 11.07     
**K 200 FACTOR=** 10.58     
**D 30 FACTOR=** 52.40



MO	DY	YR	DAY OF WK	HR	HR VOL	PERCENT OF AADT	HOUR NUMBER	AADT	EAST VOLUME	WEST VOLUME	PERCENT EAST IS OF TOTAL VOLUME	PERCENT WEST IS OF TOTAL VOLUME
8	13	2017	1	12	1,851	13.08	1	14,146	919	932	49.65	50.35
9	29	2017	6	16	1,841	13.01	2	14,146	1,017	824	55.24	44.76
8	13	2017	1	13	1,825	12.90	3	14,146	909	916	49.81	50.19
10	13	2017	6	17	1,794	12.68	4	14,146	951	843	53.01	46.99
9	29	2017	6	17	1,782	12.60	5	14,146	865	917	48.54	51.46
8	25	2017	6	16	1,769	12.51	6	14,146	948	821	53.59	46.41
6	18	2017	1	13	1,766	12.48	7	14,146	775	991	43.88	56.12
7	14	2017	6	16	1,759	12.43	8	14,146	962	797	54.69	45.31
6	23	2017	6	16	1,749	12.36	9	14,146	960	789	54.89	45.11
7	21	2017	6	17	1,747	12.35	10	14,146	895	852	51.23	48.77
7	16	2017	1	13	1,740	12.30	11	14,146	806	934	46.32	53.68
7	23	2017	1	13	1,733	12.25	12	14,146	798	935	46.05	53.95
8	13	2017	1	14	1,731	12.24	13	14,146	866	865	50.03	49.97
8	25	2017	6	17	1,728	12.22	14	14,146	949	779	54.92	45.08
7	16	2017	1	12	1,727	12.21	15	14,146	882	845	51.07	48.93
8	27	2017	1	13	1,721	12.17	16	14,146	807	914	46.89	53.11

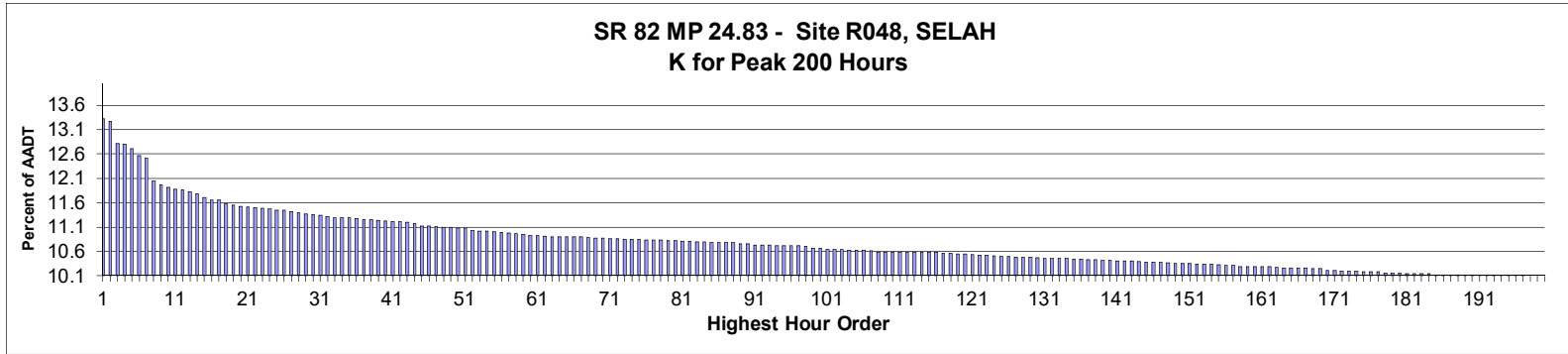




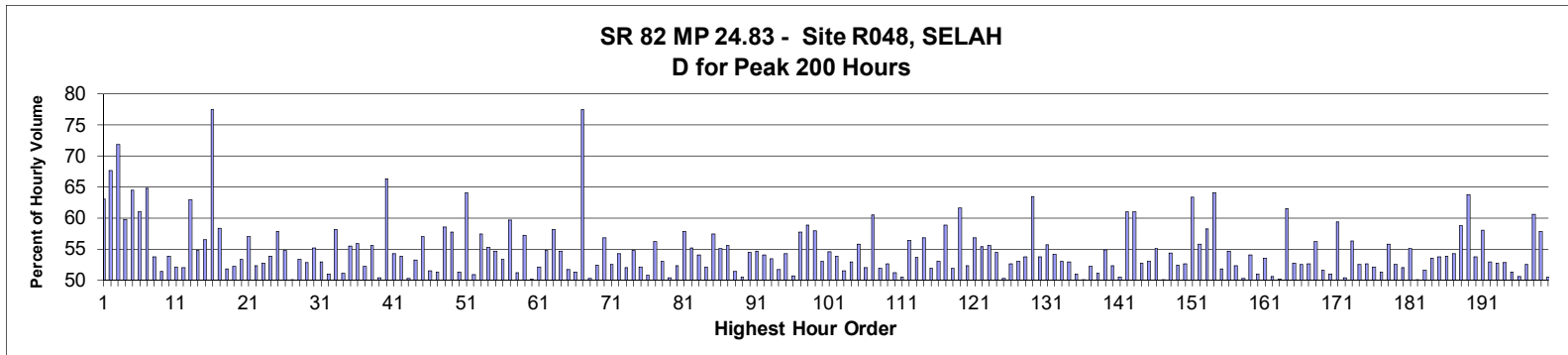
MO	DY	YR	DAY OF WK	HR	HR VOL	PERCENT OF AADT	HOUR NUMBER	AADT	EAST VOLUME	WEST VOLUME	PERCENT EAST IS OF TOTAL VOLUME	PERCENT WEST IS OF TOTAL VOLUME
7	28	2017	6	15	1,619	11.44	68	14,146	850	769	52.50	47.50
7	9	2017	1	14	1,615	11.42	69	14,146	796	819	49.29	50.71
8	25	2017	6	15	1,615	11.42	70	14,146	837	778	51.83	48.17
7	2	2017	1	15	1,611	11.39	71	14,146	810	801	50.28	49.72
8	18	2017	6	16	1,608	11.37	72	14,146	867	741	53.92	46.08
9	30	2017	7	15	1,607	11.36	73	14,146	805	802	50.09	49.91
12	9	2017	7	18	1,607	11.36	74	14,146	1,066	541	66.33	33.67
8	20	2017	1	12	1,605	11.35	75	14,146	772	833	48.10	51.90
9	2	2017	7	16	1,605	11.35	76	14,146	883	722	55.02	44.98
7	28	2017	6	17	1,603	11.33	77	14,146	802	801	50.03	49.97
8	13	2017	1	11	1,602	11.32	78	14,146	693	909	43.26	56.74
9	30	2017	7	16	1,602	11.32	79	14,146	939	663	58.61	41.39
5	5	2017	6	16	1,599	11.30	80	14,146	934	665	58.41	41.59
6	25	2017	1	15	1,595	11.28	81	14,146	762	833	47.77	52.23
7	23	2017	1	11	1,594	11.27	82	14,146	731	863	45.86	54.14
7	7	2017	6	17	1,592	11.25	83	14,146	814	778	51.13	48.87
9	29	2017	6	18	1,589	11.23	84	14,146	742	847	46.70	53.30
12	8	2017	6	16	1,588	11.23	85	14,146	797	791	50.19	49.81
8	18	2017	6	15	1,586	11.21	86	14,146	816	770	51.45	48.55
8	20	2017	1	14	1,585	11.20	87	14,146	796	789	50.22	49.78
10	7	2017	7	16	1,585	11.20	88	14,146	826	759	52.11	47.89
7	28	2017	6	18	1,581	11.18	89	14,146	855	726	54.08	45.92
7	2	2017	1	12	1,579	11.16	90	14,146	726	853	45.98	54.02
10	14	2017	7	17	1,579	11.16	91	14,146	836	743	52.94	47.06
7	30	2017	1	14	1,578	11.16	92	14,146	732	846	46.39	53.61
5	29	2017	2	12	1,576	11.14	93	14,146	692	884	43.91	56.09
10	7	2017	7	13	1,575	11.13	94	14,146	640	935	40.63	59.37
7	1	2017	7	16	1,573	11.12	95	14,146	833	740	52.96	47.04
12	23	2017	7	14	1,572	11.11	96	14,146	646	926	41.09	58.91
6	24	2017	7	14	1,569	11.09	97	14,146	717	852	45.70	54.30
5	29	2017	2	11	1,568	11.08	98	14,146	701	867	44.71	55.29
7	1	2017	7	13	1,567	11.08	99	14,146	756	811	48.25	51.75
5	26	2017	6	17	1,566	11.07	100	14,146	864	702	55.17	44.83
8	13	2017	1	15	1,566	11.07	101	14,146	815	751	52.04	47.96
8	24	2017	5	16	1,566	11.07	102	14,146	871	695	55.62	44.38
9	29	2017	6	15	1,566	11.07	103	14,146	802	764	51.21	48.79
10	14	2017	7	14	1,565	11.06	104	14,146	680	885	43.45	56.55
10	15	2017	1	15	1,565	11.06	105	14,146	808	757	51.63	48.37
10	14	2017	7	12	1,564	11.06	106	14,146	573	991	36.64	63.36
6	18	2017	1	16	1,561	11.03	107	14,146	721	840	46.19	53.81
9	1	2017	6	15	1,561	11.03	108	14,146	856	705	54.84	45.16
9	8	2017	6	17	1,561	11.03	109	14,146	905	656	57.98	42.02
5	29	2017	2	13	1,560	11.03	110	14,146	706	854	45.26	54.74
7	14	2017	6	15	1,560	11.03	111	14,146	852	708	54.62	45.38
12	23	2017	7	16	1,560	11.03	112	14,146	710	850	45.51	54.49
8	26	2017	7	14	1,558	11.01	113	14,146	768	790	49.29	50.71
7	22	2017	7	13	1,555	10.99	114	14,146	709	846	45.59	54.41
7	29	2017	7	14	1,555	10.99	115	14,146	709	846	45.59	54.41
8	13	2017	1	16	1,555	10.99	116	14,146	849	706	54.60	45.40
7	16	2017	1	17	1,554	10.99	117	14,146	798	756	51.35	48.65
7	9	2017	1	16	1,553	10.98	118	14,146	876	677	56.41	43.59

MO	DY	YR	DAY OF WK	HR	HR VOL	PERCENT OF AADT	HOUR NUMBER	AADT	EAST VOLUME	WEST VOLUME	PERCENT EAST IS OF TOTAL VOLUME	PERCENT WEST IS OF TOTAL VOLUME
6	11	2017	1	15	1,551	10.96	119	14,146	742	809	47.84	52.16
10	14	2017	7	13	1,551	10.96	120	14,146	640	911	41.26	58.74
9	30	2017	7	14	1,549	10.95	121	14,146	769	780	49.64	50.36
4	28	2017	6	16	1,548	10.94	122	14,146	814	734	52.58	47.42
7	28	2017	6	14	1,548	10.94	123	14,146	794	754	51.29	48.71
7	29	2017	7	13	1,547	10.94	124	14,146	683	864	44.15	55.85
8	11	2017	6	17	1,545	10.92	125	14,146	765	780	49.51	50.49
7	27	2017	5	16	1,541	10.89	126	14,146	862	679	55.94	44.06
7	2	2017	1	16	1,540	10.89	127	14,146	816	724	52.99	47.01
7	9	2017	1	13	1,540	10.89	128	14,146	735	805	47.73	52.27
9	29	2017	6	14	1,540	10.89	129	14,146	829	711	53.83	46.17
7	16	2017	1	16	1,539	10.88	130	14,146	733	806	47.63	52.37
8	27	2017	1	15	1,539	10.88	131	14,146	785	754	51.01	48.99
7	3	2017	2	16	1,538	10.87	132	14,146	778	760	50.59	49.41
7	21	2017	6	15	1,538	10.87	133	14,146	851	687	55.33	44.67
9	2	2017	7	15	1,538	10.87	134	14,146	719	819	46.75	53.25
9	30	2017	7	13	1,538	10.87	135	14,146	706	832	45.90	54.10
6	30	2017	6	15	1,536	10.86	136	14,146	826	710	53.78	46.22
7	1	2017	7	17	1,535	10.85	137	14,146	847	688	55.18	44.82
12	9	2017	7	12	1,535	10.85	138	14,146	420	1,115	27.36	72.64
6	24	2017	7	13	1,532	10.83	139	14,146	731	801	47.72	52.28
8	31	2017	5	17	1,532	10.83	140	14,146	857	675	55.94	44.06
7	1	2017	7	12	1,531	10.82	141	14,146	774	757	50.56	49.44
12	23	2017	7	15	1,531	10.82	142	14,146	670	861	43.76	56.24
6	24	2017	7	16	1,530	10.82	143	14,146	797	733	52.09	47.91
8	27	2017	1	14	1,530	10.82	144	14,146	759	771	49.61	50.39
10	8	2017	1	11	1,529	10.81	145	14,146	848	681	55.46	44.54
12	23	2017	7	18	1,529	10.81	146	14,146	965	564	63.11	36.89
8	18	2017	6	18	1,528	10.80	147	14,146	836	692	54.71	45.29
7	21	2017	6	13	1,526	10.79	148	14,146	767	759	50.26	49.74
8	31	2017	5	16	1,526	10.79	149	14,146	887	639	58.13	41.87
9	3	2017	1	13	1,526	10.79	150	14,146	737	789	48.30	51.70
6	2	2017	6	17	1,525	10.78	151	14,146	793	732	52.00	48.00
8	12	2017	7	15	1,525	10.78	152	14,146	728	797	47.74	52.26
9	2	2017	7	13	1,525	10.78	153	14,146	724	801	47.48	52.52
6	24	2017	7	12	1,523	10.77	154	14,146	660	863	43.34	56.66
7	7	2017	6	15	1,523	10.77	155	14,146	830	693	54.50	45.50
12	9	2017	7	17	1,523	10.77	156	14,146	616	907	40.45	59.55
7	21	2017	6	14	1,521	10.75	157	14,146	776	745	51.02	48.98
7	22	2017	7	12	1,521	10.75	158	14,146	693	828	45.56	54.44
7	23	2017	1	15	1,521	10.75	159	14,146	785	736	51.61	48.39
10	14	2017	7	15	1,521	10.75	160	14,146	737	784	48.45	51.55
8	11	2017	6	12	1,520	10.75	161	14,146	781	739	51.38	48.62
10	1	2017	1	13	1,520	10.75	162	14,146	754	766	49.61	50.39
7	22	2017	7	15	1,519	10.74	163	14,146	750	769	49.37	50.63
8	20	2017	1	15	1,518	10.73	164	14,146	764	754	50.33	49.67
12	16	2017	7	13	1,517	10.72	165	14,146	433	1,084	28.54	71.46
8	20	2017	1	16	1,516	10.72	166	14,146	789	727	52.04	47.96
5	26	2017	6	16	1,515	10.71	167	14,146	848	667	55.97	44.03
8	25	2017	6	14	1,515	10.71	168	14,146	742	773	48.98	51.02
9	2	2017	7	12	1,514	10.70	169	14,146	687	827	45.38	54.62

MO	DY	YR	DAY OF WK	HR	HR VOL	PERCENT OF AADT	HOUR NUMBER	AADT	EAST VOLUME	WEST VOLUME	PERCENT EAST IS OF TOTAL VOLUME	PERCENT WEST IS OF TOTAL VOLUME
10	20	2017	6	17	1,514	10.70	170	14,146	823	691	54.36	45.64
4	21	2017	6	16	1,513	10.70	171	14,146	866	647	57.24	42.76
12	23	2017	7	13	1,513	10.70	172	14,146	579	934	38.27	61.73
6	11	2017	1	13	1,511	10.68	173	14,146	713	798	47.19	52.81
12	9	2017	7	14	1,511	10.68	174	14,146	443	1,068	29.32	70.68
6	23	2017	6	14	1,510	10.67	175	14,146	775	735	51.32	48.68
7	30	2017	1	15	1,510	10.67	176	14,146	782	728	51.79	48.21
9	30	2017	7	12	1,510	10.67	177	14,146	619	891	40.99	59.01
5	5	2017	6	17	1,509	10.67	178	14,146	824	685	54.61	45.39
8	17	2017	5	16	1,509	10.67	179	14,146	832	677	55.14	44.86
9	2	2017	7	14	1,508	10.66	180	14,146	755	753	50.07	49.93
9	22	2017	6	18	1,508	10.66	181	14,146	770	738	51.06	48.94
12	16	2017	7	15	1,507	10.65	182	14,146	478	1,029	31.72	68.28
12	30	2017	7	14	1,507	10.65	183	14,146	611	896	40.54	59.46
6	25	2017	1	11	1,506	10.65	184	14,146	716	790	47.54	52.46
12	16	2017	7	14	1,506	10.65	185	14,146	426	1,080	28.29	71.71
7	15	2017	7	12	1,505	10.64	186	14,146	717	788	47.64	52.36
12	23	2017	7	17	1,505	10.64	187	14,146	749	756	49.77	50.23
5	26	2017	6	18	1,503	10.62	188	14,146	821	682	54.62	45.38
8	11	2017	6	13	1,502	10.62	189	14,146	752	750	50.07	49.93
9	22	2017	6	16	1,502	10.62	190	14,146	788	714	52.46	47.54
7	29	2017	7	12	1,501	10.61	191	14,146	676	825	45.04	54.96
12	1	2017	6	16	1,501	10.61	192	14,146	801	700	53.36	46.64
6	18	2017	1	11	1,500	10.60	193	14,146	710	790	47.33	52.67
6	2	2017	6	15	1,499	10.60	194	14,146	778	721	51.90	48.10
8	20	2017	1	11	1,499	10.60	195	14,146	698	801	46.56	53.44
9	1	2017	6	18	1,499	10.60	196	14,146	752	747	50.17	49.83
9	23	2017	7	16	1,498	10.59	197	14,146	829	669	55.34	44.66
5	14	2017	1	14	1,497	10.58	198	14,146	674	823	45.02	54.98
7	15	2017	7	13	1,497	10.58	199	14,146	671	826	44.82	55.18
7	16	2017	1	11	1,497	10.58	200	14,146	721	776	48.16	51.84



AADT= 18,881      K 30 FACTOR= 11.30      K 100 FACTOR= 10.61      K 200 FACTOR= 10.05      D 30 FACTOR= 55.23



MO	DY	YR	DAY OF WK	HR	HR VOL	PERCENT OF AADT	HOUR NUMBER	AADT	EAST VOLUME	WEST VOLUME	PERCENT EAST IS OF TOTAL VOLUME	PERCENT WEST IS OF TOTAL VOLUME
8	20	2017	1	15	2,505	13.27	1	18,881	1,580	925	63.07	36.93
8	21	2017	2	17	2,497	13.22	2	18,881	807	1,690	32.32	67.68
8	21	2017	2	18	2,412	12.77	3	18,881	680	1,732	28.19	71.81
8	20	2017	1	13	2,407	12.75	4	18,881	1,438	969	59.74	40.26
8	20	2017	1	16	2,391	12.66	5	18,881	1,543	848	64.53	35.47
8	20	2017	1	14	2,364	12.52	6	18,881	1,443	921	61.04	38.96
8	20	2017	1	17	2,355	12.47	7	18,881	1,527	828	64.84	35.16
11	22	2017	4	15	2,264	11.99	8	18,881	1,216	1,048	53.71	46.29
7	21	2017	6	15	2,251	11.92	9	18,881	1,157	1,094	51.40	48.60
7	23	2017	1	14	2,239	11.86	10	18,881	1,033	1,206	46.14	53.86
11	22	2017	4	14	2,232	11.82	11	18,881	1,162	1,070	52.06	47.94
9	15	2017	6	17	2,229	11.81	12	18,881	1,159	1,070	52.00	48.00
8	20	2017	1	12	2,223	11.77	13	18,881	1,400	823	62.98	37.02
8	18	2017	6	16	2,216	11.74	14	18,881	1,214	1,002	54.78	45.22
11	22	2017	4	16	2,201	11.66	15	18,881	1,244	957	56.52	43.48
8	21	2017	2	19	2,190	11.60	16	18,881	493	1,697	22.51	77.49

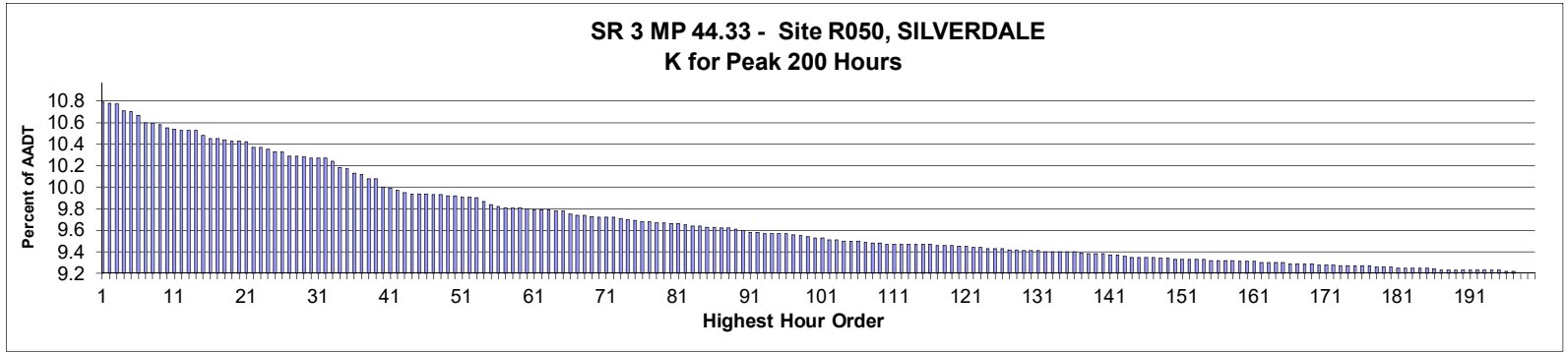
MO	DY	YR	DAY OF WK	HR	HR VOL	PERCENT OF AADT	HOUR NUMBER	AADT	EAST VOLUME	WEST VOLUME	PERCENT EAST IS OF TOTAL VOLUME	PERCENT WEST IS OF TOTAL VOLUME
11	22	2017	4	17	2,190	11.60	17	18,881	1,277	913	58.31	41.69
7	21	2017	6	16	2,177	11.53	18	18,881	1,050	1,127	48.23	51.77
5	26	2017	6	16	2,171	11.50	19	18,881	1,133	1,038	52.19	47.81
6	25	2017	1	14	2,166	11.47	20	18,881	1,155	1,011	53.32	46.68
10	13	2017	6	17	2,164	11.46	21	18,881	1,235	929	57.07	42.93
9	1	2017	6	17	2,162	11.45	22	18,881	1,031	1,131	47.69	52.31
9	29	2017	6	17	2,159	11.43	23	18,881	1,139	1,020	52.76	47.24
8	19	2017	7	11	2,156	11.42	24	18,881	1,160	996	53.80	46.20
8	19	2017	7	12	2,153	11.40	25	18,881	1,246	907	57.87	42.13
8	18	2017	6	17	2,151	11.39	26	18,881	1,177	974	54.72	45.28
8	18	2017	6	14	2,146	11.37	27	18,881	1,075	1,071	50.09	49.91
4	9	2017	1	17	2,143	11.35	28	18,881	1,000	1,143	46.66	53.34
11	26	2017	1	14	2,138	11.32	29	18,881	1,008	1,130	47.15	52.85
10	20	2017	6	17	2,133	11.30	30	18,881	1,178	955	55.23	44.77
9	15	2017	6	16	2,131	11.29	31	18,881	1,127	1,004	52.89	47.11
8	13	2017	1	14	2,126	11.26	32	18,881	1,084	1,042	50.99	49.01
5	12	2017	6	17	2,123	11.24	33	18,881	1,235	888	58.17	41.83
6	25	2017	1	12	2,123	11.24	34	18,881	1,084	1,039	51.06	48.94
6	9	2017	6	17	2,122	11.24	35	18,881	1,177	945	55.47	44.53
5	5	2017	6	17	2,120	11.23	36	18,881	1,186	934	55.94	44.06
8	18	2017	6	15	2,115	11.20	37	18,881	1,104	1,011	52.20	47.80
4	9	2017	1	16	2,114	11.20	38	18,881	938	1,176	44.37	55.63
9	1	2017	6	16	2,112	11.19	39	18,881	1,064	1,048	50.38	49.62
8	21	2017	2	16	2,109	11.17	40	18,881	710	1,399	33.67	66.33
7	23	2017	1	12	2,108	11.16	41	18,881	964	1,144	45.73	54.27
10	6	2017	6	17	2,108	11.16	42	18,881	1,136	972	53.89	46.11
6	25	2017	1	13	2,106	11.15	43	18,881	1,058	1,048	50.24	49.76
7	21	2017	6	17	2,099	11.12	44	18,881	982	1,117	46.78	53.22
4	7	2017	6	17	2,091	11.07	45	18,881	1,192	899	57.01	42.99
7	21	2017	6	14	2,091	11.07	46	18,881	1,077	1,014	51.51	48.49
8	13	2017	1	13	2,088	11.06	47	18,881	1,071	1,017	51.29	48.71
8	19	2017	7	13	2,087	11.05	48	18,881	1,221	866	58.51	41.49
10	20	2017	6	16	2,087	11.05	49	18,881	1,205	882	57.74	42.26
8	18	2017	6	13	2,083	11.03	50	18,881	1,068	1,015	51.27	48.73
8	20	2017	1	18	2,082	11.03	51	18,881	1,335	747	64.12	35.88
10	22	2017	1	15	2,073	10.98	52	18,881	1,018	1,055	49.11	50.89
5	12	2017	6	18	2,071	10.97	53	18,881	1,190	881	57.46	42.54
9	29	2017	6	16	2,071	10.97	54	18,881	1,144	927	55.24	44.76
7	1	2017	7	12	2,067	10.95	55	18,881	937	1,130	45.33	54.67
5	26	2017	6	15	2,066	10.94	56	18,881	1,101	965	53.29	46.71
8	20	2017	1	11	2,063	10.93	57	18,881	1,232	831	59.72	40.28
6	25	2017	1	15	2,061	10.92	58	18,881	1,056	1,005	51.24	48.76
5	12	2017	6	15	2,058	10.90	59	18,881	1,178	880	57.24	42.76
7	28	2017	6	17	2,054	10.88	60	18,881	1,024	1,030	49.85	50.15
7	1	2017	7	11	2,053	10.87	61	18,881	983	1,070	47.88	52.12
10	15	2017	1	15	2,050	10.86	62	18,881	927	1,123	45.22	54.78
5	5	2017	6	16	2,049	10.85	63	18,881	1,191	858	58.13	41.87
6	16	2017	6	17	2,049	10.85	64	18,881	1,120	929	54.66	45.34
6	18	2017	1	13	2,048	10.85	65	18,881	990	1,058	48.34	51.66
7	23	2017	1	13	2,048	10.85	66	18,881	998	1,050	48.73	51.27
8	21	2017	2	20	2,048	10.85	67	18,881	461	1,587	22.51	77.49

MO	DY	YR	DAY OF WK	HR	HR VOL	PERCENT OF AADT	HOUR NUMBER	AADT	EAST VOLUME	WEST VOLUME	PERCENT IS OF TOTAL VOLUME	PERCENT WEST IS OF TOTAL VOLUME
8	11	2017	6	15	2,045	10.83	68	18,881	1,016	1,029	49.68	50.32
5	26	2017	6	17	2,043	10.82	69	18,881	1,070	973	52.37	47.63
6	18	2017	1	16	2,042	10.82	70	18,881	881	1,161	43.14	56.86
8	6	2017	1	13	2,041	10.81	71	18,881	1,071	970	52.47	47.53
8	13	2017	1	16	2,041	10.81	72	18,881	1,108	933	54.29	45.71
7	1	2017	7	13	2,039	10.80	73	18,881	979	1,060	48.01	51.99
8	18	2017	6	18	2,039	10.80	74	18,881	1,117	922	54.78	45.22
9	1	2017	6	18	2,038	10.79	75	18,881	976	1,062	47.89	52.11
11	26	2017	1	13	2,036	10.78	76	18,881	1,003	1,033	49.26	50.74
5	5	2017	6	15	2,035	10.78	77	18,881	1,143	892	56.17	43.83
6	18	2017	1	15	2,035	10.78	78	18,881	956	1,079	46.98	53.02
7	23	2017	1	15	2,034	10.77	79	18,881	1,010	1,024	49.66	50.34
9	15	2017	6	18	2,034	10.77	80	18,881	1,065	969	52.36	47.64
4	28	2017	6	18	2,031	10.76	81	18,881	1,174	857	57.80	42.20
9	22	2017	6	17	2,031	10.76	82	18,881	1,120	911	55.15	44.85
7	14	2017	6	17	2,028	10.74	83	18,881	1,096	932	54.04	45.96
8	25	2017	6	16	2,028	10.74	84	18,881	1,057	971	52.12	47.88
5	21	2017	1	16	2,026	10.73	85	18,881	863	1,163	42.60	57.40
6	24	2017	7	12	2,026	10.73	86	18,881	1,116	910	55.08	44.92
6	25	2017	1	17	2,026	10.73	87	18,881	1,126	900	55.58	44.42
11	26	2017	1	16	2,025	10.73	88	18,881	985	1,040	48.64	51.36
7	23	2017	1	16	2,023	10.71	89	18,881	1,022	1,001	50.52	49.48
8	13	2017	1	12	2,021	10.70	90	18,881	1,101	920	54.48	45.52
6	9	2017	6	16	2,017	10.68	91	18,881	1,102	915	54.64	45.36
4	28	2017	6	17	2,016	10.68	92	18,881	1,090	926	54.07	45.93
7	21	2017	6	18	2,016	10.68	93	18,881	938	1,078	46.53	53.47
7	28	2017	6	15	2,014	10.67	94	18,881	1,041	973	51.69	48.31
9	22	2017	6	16	2,013	10.66	95	18,881	1,092	921	54.25	45.75
8	6	2017	1	14	2,012	10.66	96	18,881	993	1,019	49.35	50.65
8	19	2017	7	15	2,012	10.66	97	18,881	1,162	850	57.75	42.25
5	7	2017	1	17	2,011	10.65	98	18,881	828	1,183	41.17	58.83
11	26	2017	1	15	2,004	10.61	99	18,881	843	1,161	42.07	57.93
8	27	2017	1	15	2,003	10.61	100	18,881	940	1,063	46.93	53.07
4	9	2017	1	18	2,000	10.59	101	18,881	908	1,092	45.40	54.60
10	13	2017	6	15	2,000	10.59	102	18,881	1,077	923	53.85	46.15
10	13	2017	6	16	2,000	10.59	103	18,881	1,030	970	51.50	48.50
8	11	2017	6	17	1,998	10.58	104	18,881	1,057	941	52.90	47.10
4	30	2017	1	15	1,997	10.58	105	18,881	883	1,114	44.22	55.78
6	23	2017	6	17	1,996	10.57	106	18,881	1,038	958	52.00	48.00
8	19	2017	7	17	1,994	10.56	107	18,881	1,207	787	60.53	39.47
8	18	2017	6	12	1,991	10.54	108	18,881	958	1,033	48.12	51.88
4	21	2017	6	17	1,990	10.54	109	18,881	1,048	942	52.66	47.34
6	18	2017	1	14	1,990	10.54	110	18,881	971	1,019	48.79	51.21
7	16	2017	1	15	1,990	10.54	111	18,881	986	1,004	49.55	50.45
8	25	2017	6	14	1,990	10.54	112	18,881	868	1,122	43.62	56.38
9	22	2017	6	18	1,990	10.54	113	18,881	1,068	922	53.67	46.33
4	7	2017	6	16	1,989	10.53	114	18,881	1,131	858	56.86	43.14
7	21	2017	6	13	1,989	10.53	115	18,881	957	1,032	48.11	51.89
10	27	2017	6	18	1,988	10.53	116	18,881	1,054	934	53.02	46.98
5	12	2017	6	16	1,984	10.51	117	18,881	1,168	816	58.87	41.13
6	30	2017	6	16	1,984	10.51	118	18,881	1,030	954	51.92	48.08

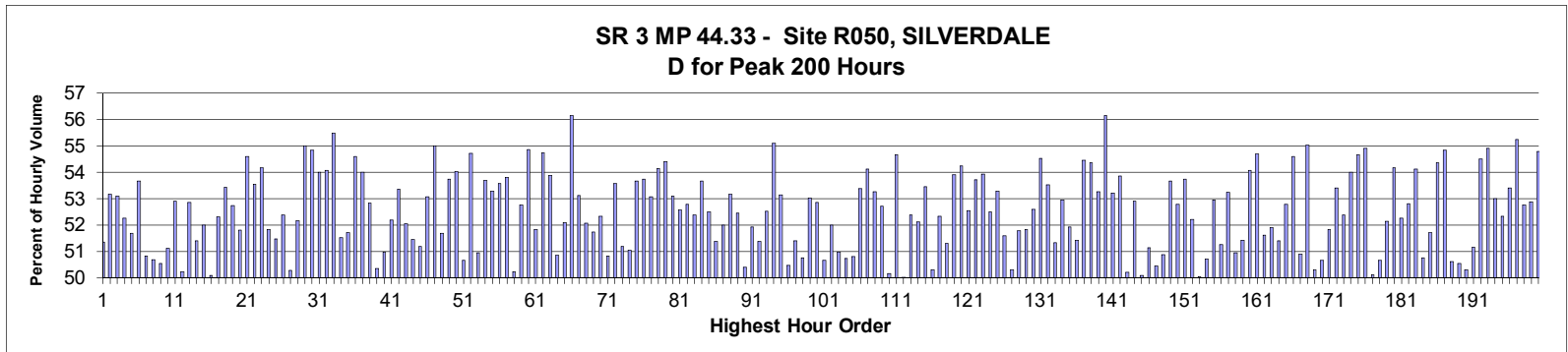
MO	DY	YR	DAY OF WK	HR	HR VOL	PERCENT OF AADT	HOUR NUMBER	AADT	EAST VOLUME	WEST VOLUME	PERCENT EAST IS OF TOTAL VOLUME	PERCENT WEST IS OF TOTAL VOLUME
4	30	2017	1	16	1,980	10.49	119	18,881	759	1,221	38.33	61.67
10	22	2017	1	16	1,980	10.49	120	18,881	944	1,036	47.68	52.32
5	5	2017	6	18	1,978	10.48	121	18,881	1,123	855	56.77	43.23
10	1	2017	1	14	1,977	10.47	122	18,881	883	1,094	44.66	55.34
10	1	2017	1	16	1,977	10.47	123	18,881	877	1,100	44.36	55.64
4	9	2017	1	15	1,975	10.46	124	18,881	900	1,075	45.57	54.43
7	30	2017	1	14	1,974	10.45	125	18,881	993	981	50.30	49.70
8	13	2017	1	15	1,974	10.45	126	18,881	1,039	935	52.63	47.37
6	2	2017	6	17	1,970	10.43	127	18,881	1,045	925	53.05	46.95
8	27	2017	1	14	1,970	10.43	128	18,881	911	1,059	46.24	53.76
8	21	2017	2	15	1,969	10.43	129	18,881	720	1,249	36.57	63.43
5	25	2017	5	17	1,968	10.42	130	18,881	1,058	910	53.76	46.24
10	20	2017	6	18	1,966	10.41	131	18,881	1,094	872	55.65	44.35
5	26	2017	6	19	1,964	10.40	132	18,881	900	1,064	45.82	54.18
7	28	2017	6	14	1,964	10.40	133	18,881	923	1,041	47.00	53.00
8	25	2017	6	18	1,964	10.40	134	18,881	1,040	924	52.95	47.05
6	23	2017	6	15	1,961	10.39	135	18,881	962	999	49.06	50.94
8	25	2017	6	15	1,961	10.39	136	18,881	979	982	49.92	50.08
8	17	2017	5	17	1,959	10.38	137	18,881	1,022	937	52.17	47.83
10	27	2017	6	17	1,959	10.38	138	18,881	958	1,001	48.90	51.10
10	6	2017	6	18	1,958	10.37	139	18,881	1,074	884	54.85	45.15
6	23	2017	6	16	1,957	10.36	140	18,881	1,023	934	52.27	47.73
3	31	2017	6	17	1,955	10.35	141	18,881	986	969	50.43	49.57
5	7	2017	1	18	1,955	10.35	142	18,881	763	1,192	39.03	60.97
8	22	2017	3	16	1,955	10.35	143	18,881	763	1,192	39.03	60.97
9	8	2017	6	17	1,953	10.34	144	18,881	1,030	923	52.74	47.26
5	19	2017	6	17	1,951	10.33	145	18,881	1,034	917	53.00	47.00
6	18	2017	1	17	1,951	10.33	146	18,881	877	1,074	44.95	55.05
10	13	2017	6	18	1,950	10.33	147	18,881	974	976	49.95	50.05
10	15	2017	1	16	1,948	10.32	148	18,881	889	1,059	45.64	54.36
5	29	2017	2	12	1,945	10.30	149	18,881	925	1,020	47.56	52.44
7	14	2017	6	18	1,944	10.30	150	18,881	1,024	920	52.67	47.33
8	22	2017	3	15	1,944	10.30	151	18,881	713	1,231	36.68	63.32
4	14	2017	6	17	1,943	10.29	152	18,881	1,085	858	55.84	44.16
4	30	2017	1	17	1,943	10.29	153	18,881	811	1,132	41.74	58.26
5	14	2017	1	16	1,942	10.29	154	18,881	698	1,244	35.94	64.06
6	25	2017	1	16	1,941	10.28	155	18,881	935	1,006	48.17	51.83
10	15	2017	1	17	1,938	10.26	156	18,881	878	1,060	45.30	54.70
8	11	2017	6	16	1,937	10.26	157	18,881	1,014	923	52.35	47.65
6	30	2017	6	15	1,932	10.23	158	18,881	961	971	49.74	50.26
9	22	2017	6	15	1,932	10.23	159	18,881	1,045	887	54.09	45.91
6	16	2017	6	15	1,931	10.23	160	18,881	985	946	51.01	48.99
8	6	2017	1	15	1,931	10.23	161	18,881	897	1,034	46.45	53.55
9	1	2017	6	15	1,931	10.23	162	18,881	977	954	50.60	49.40
7	14	2017	6	15	1,930	10.22	163	18,881	969	961	50.21	49.79
8	22	2017	3	17	1,928	10.21	164	18,881	742	1,186	38.49	61.51
10	1	2017	1	15	1,928	10.21	165	18,881	912	1,016	47.30	52.70
7	16	2017	1	16	1,927	10.21	166	18,881	914	1,013	47.43	52.57
8	27	2017	1	16	1,927	10.21	167	18,881	913	1,014	47.38	52.62
5	19	2017	6	18	1,924	10.19	168	18,881	1,082	842	56.24	43.76
6	30	2017	6	17	1,924	10.19	169	18,881	993	931	51.61	48.39

MO	DY	YR	DAY OF WK	HR	HR VOL	PERCENT OF AADT	HOUR NUMBER	AADT	EAST VOLUME	WEST VOLUME	PERCENT EAST IS OF TOTAL VOLUME	PERCENT WEST IS OF TOTAL VOLUME
4	21	2017	6	18	1,919	10.16	170	18,881	979	940	51.02	48.98
8	19	2017	7	16	1,919	10.16	171	18,881	1,140	779	59.41	40.59
6	9	2017	6	15	1,917	10.15	172	18,881	952	965	49.66	50.34
7	9	2017	1	15	1,916	10.15	173	18,881	837	1,079	43.68	56.32
7	28	2017	6	16	1,916	10.15	174	18,881	1,006	910	52.51	47.49
6	9	2017	6	18	1,913	10.13	175	18,881	1,007	906	52.64	47.36
9	15	2017	6	15	1,912	10.13	176	18,881	996	916	52.09	47.91
10	6	2017	6	16	1,912	10.13	177	18,881	980	932	51.26	48.74
4	7	2017	6	18	1,909	10.11	178	18,881	1,065	844	55.79	44.21
6	30	2017	6	18	1,908	10.11	179	18,881	1,002	906	52.52	47.48
11	3	2017	6	17	1,907	10.10	180	18,881	992	915	52.02	47.98
5	19	2017	6	15	1,906	10.09	181	18,881	1,049	857	55.04	44.96
7	30	2017	1	15	1,906	10.09	182	18,881	955	951	50.10	49.90
8	27	2017	1	13	1,905	10.09	183	18,881	922	983	48.40	51.60
10	1	2017	1	13	1,905	10.09	184	18,881	885	1,020	46.46	53.54
4	9	2017	1	14	1,902	10.07	185	18,881	879	1,023	46.21	53.79
4	23	2017	1	17	1,902	10.07	186	18,881	878	1,024	46.16	53.84
8	27	2017	1	12	1,902	10.07	187	18,881	870	1,032	45.74	54.26
11	22	2017	4	18	1,902	10.07	188	18,881	1,118	784	58.78	41.22
5	14	2017	1	17	1,901	10.07	189	18,881	689	1,212	36.24	63.76
9	22	2017	6	14	1,901	10.07	190	18,881	1,021	880	53.71	46.29
5	21	2017	1	14	1,900	10.06	191	18,881	798	1,102	42.00	58.00
5	26	2017	6	18	1,900	10.06	192	18,881	1,006	894	52.95	47.05
7	14	2017	6	16	1,900	10.06	193	18,881	1,001	899	52.68	47.32
7	16	2017	1	13	1,900	10.06	194	18,881	896	1,004	47.16	52.84
8	4	2017	6	16	1,900	10.06	195	18,881	974	926	51.26	48.74
8	11	2017	6	14	1,900	10.06	196	18,881	939	961	49.42	50.58
7	16	2017	1	14	1,899	10.06	197	18,881	901	998	47.45	52.55
5	7	2017	1	16	1,898	10.05	198	18,881	748	1,150	39.41	60.59
5	14	2017	1	15	1,898	10.05	199	18,881	801	1,097	42.20	57.80
6	30	2017	6	14	1,897	10.05	200	18,881	939	958	49.50	50.50





**AADT=** 51,166     
**K 30 FACTOR=** 10.30     
**K 100 FACTOR=** 9.56     
**K 200 FACTOR=** 9.23     
**D 30 FACTOR=** 54.84



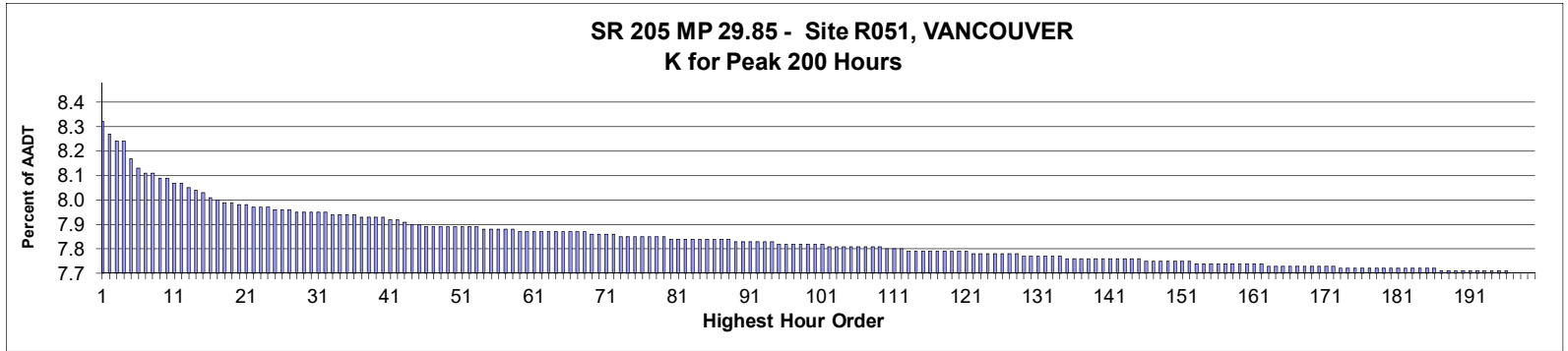
MO	DY	YR	DAY OF WK	HR	HR VOL	PERCENT OF AADT	HOUR NUMBER	AADT	NORTH VOLUME	SOUTH VOLUME	PERCENT NORTH IS OF TOTAL VOLUME	PERCENT SOUTH IS OF TOTAL VOLUME
10	31	2017	3	16	5,536	10.82	1	51,166	2,693	2,843	48.65	51.35
10	25	2017	4	16	5,529	10.81	2	51,166	2,589	2,940	46.83	53.17
10	5	2017	5	17	5,525	10.80	3	51,166	2,934	2,591	53.10	46.90
10	24	2017	3	16	5,495	10.74	4	51,166	2,623	2,872	47.73	52.27
10	23	2017	2	16	5,490	10.73	5	51,166	2,653	2,837	48.32	51.68
9	28	2017	5	16	5,476	10.70	6	51,166	2,537	2,939	46.33	53.67
10	3	2017	3	16	5,438	10.63	7	51,166	2,674	2,764	49.17	50.83
10	31	2017	3	17	5,435	10.62	8	51,166	2,755	2,680	50.69	49.31
9	28	2017	5	17	5,428	10.61	9	51,166	2,744	2,684	50.55	49.45
10	4	2017	4	16	5,412	10.58	10	51,166	2,646	2,766	48.89	51.11
10	25	2017	4	17	5,410	10.57	11	51,166	2,862	2,548	52.90	47.10
10	10	2017	3	17	5,404	10.56	12	51,166	2,715	2,689	50.24	49.76
10	3	2017	3	17	5,403	10.56	13	51,166	2,856	2,547	52.86	47.14
10	20	2017	6	16	5,402	10.56	14	51,166	2,625	2,777	48.59	51.41
10	5	2017	5	16	5,375	10.51	15	51,166	2,580	2,795	48.00	52.00
10	6	2017	6	16	5,360	10.48	16	51,166	2,685	2,675	50.09	49.91



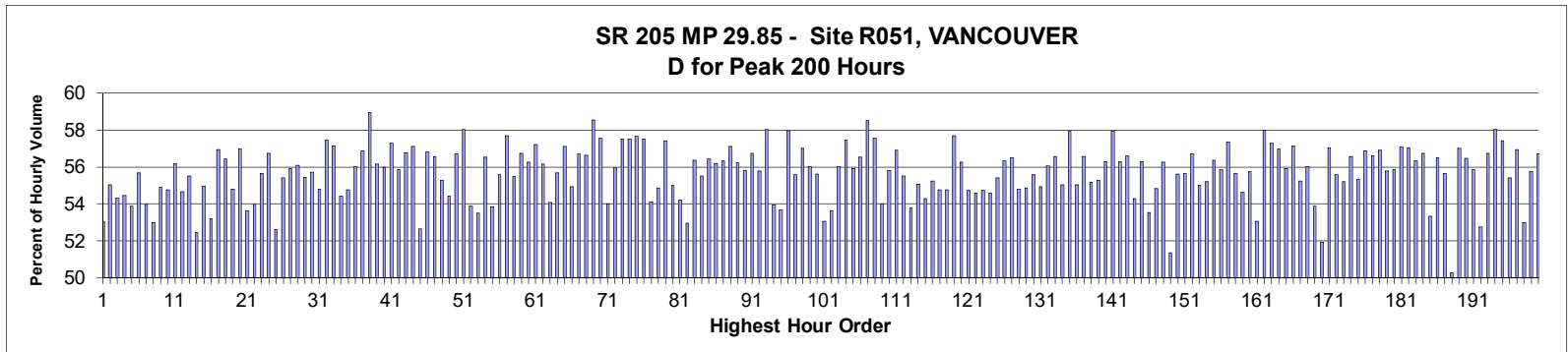




MO	DY	YR	DAY OF WK	HR	HR VOL	PERCENT OF AADT	HOUR NUMBER	AADT	NORTH VOLUME	SOUTH VOLUME	PERCENT NORTH IS OF TOTAL VOLUME	PERCENT SOUTH IS OF TOTAL VOLUME
4	13	2017	5	17	4,766	9.31	170	51,166	2,415	2,351	50.67	49.33
5	16	2017	3	17	4,766	9.31	171	51,166	2,470	2,296	51.83	48.17
10	18	2017	4	16	4,764	9.31	172	51,166	2,220	2,544	46.60	53.40
8	15	2017	3	17	4,760	9.30	173	51,166	2,493	2,267	52.37	47.63
1	31	2017	3	16	4,757	9.30	174	51,166	2,188	2,569	46.00	54.00
5	11	2017	5	16	4,757	9.30	175	51,166	2,156	2,601	45.32	54.68
5	16	2017	3	16	4,756	9.30	176	51,166	2,145	2,611	45.10	54.90
11	21	2017	3	17	4,756	9.30	177	51,166	2,383	2,373	50.11	49.89
7	18	2017	3	17	4,755	9.29	178	51,166	2,346	2,409	49.34	50.66
8	25	2017	6	16	4,755	9.29	179	51,166	2,479	2,276	52.13	47.87
9	25	2017	2	16	4,755	9.29	180	51,166	2,179	2,576	45.83	54.17
5	30	2017	3	17	4,750	9.28	181	51,166	2,483	2,267	52.27	47.73
7	20	2017	5	16	4,749	9.28	182	51,166	2,241	2,508	47.19	52.81
8	31	2017	5	16	4,749	9.28	183	51,166	2,179	2,570	45.88	54.12
7	28	2017	6	16	4,748	9.28	184	51,166	2,410	2,338	50.76	49.24
8	23	2017	4	17	4,747	9.28	185	51,166	2,455	2,292	51.72	48.28
4	11	2017	3	16	4,745	9.27	186	51,166	2,165	2,580	45.63	54.37
6	9	2017	6	17	4,740	9.26	187	51,166	2,599	2,141	54.83	45.17
9	15	2017	6	16	4,740	9.26	188	51,166	2,341	2,399	49.39	50.61
11	8	2017	4	17	4,740	9.26	189	51,166	2,396	2,344	50.55	49.45
1	24	2017	3	17	4,739	9.26	190	51,166	2,355	2,384	49.69	50.31
5	5	2017	6	16	4,739	9.26	191	51,166	2,314	2,425	48.83	51.17
9	5	2017	3	16	4,739	9.26	192	51,166	2,156	2,583	45.49	54.51
8	8	2017	3	16	4,738	9.26	193	51,166	2,137	2,601	45.10	54.90
5	8	2017	2	16	4,737	9.26	194	51,166	2,227	2,510	47.01	52.99
8	22	2017	3	17	4,737	9.26	195	51,166	2,479	2,258	52.33	47.67
5	24	2017	4	16	4,735	9.25	196	51,166	2,206	2,529	46.59	53.41
7	25	2017	3	16	4,734	9.25	197	51,166	2,119	2,615	44.76	55.24
12	1	2017	6	17	4,725	9.23	198	51,166	2,493	2,232	52.76	47.24
6	21	2017	4	17	4,723	9.23	199	51,166	2,498	2,225	52.89	47.11
12	8	2017	6	15	4,723	9.23	200	51,166	2,135	2,588	45.20	54.80



**AADT= 119,711      K 30 FACTOR= 7.97      K 100 FACTOR= 7.84      K 200 FACTOR= 7.72      D 30 FACTOR= 55.71**



MO	DY	YR	DAY OF WK	HR	HR VOL	PERCENT OF AADT	HOUR NUMBER	AADT	NORTH VOLUME	SOUTH VOLUME	PERCENT NORTH IS OF TOTAL VOLUME	PERCENT SOUTH IS OF TOTAL VOLUME
2	17	2017	6	17	9,983	8.34	1	119,711	5,296	4,687	53.05	46.95
5	5	2017	6	16	9,921	8.29	2	119,711	5,459	4,462	55.02	44.98
5	19	2017	6	16	9,893	8.26	3	119,711	5,374	4,519	54.32	45.68
2	17	2017	6	16	9,891	8.26	4	119,711	5,385	4,506	54.44	45.56
4	28	2017	6	16	9,800	8.19	5	119,711	5,280	4,520	53.88	46.12
6	16	2017	6	15	9,757	8.15	6	119,711	5,433	4,324	55.68	44.32
3	31	2017	6	16	9,733	8.13	7	119,711	5,253	4,480	53.97	46.03
4	28	2017	6	15	9,732	8.13	8	119,711	5,156	4,576	52.98	47.02
7	27	2017	5	17	9,711	8.11	9	119,711	5,331	4,380	54.90	45.10
5	19	2017	6	17	9,709	8.11	10	119,711	5,318	4,391	54.77	45.23
6	14	2017	4	17	9,682	8.09	11	119,711	5,440	4,242	56.19	43.81
4	28	2017	6	17	9,680	8.09	12	119,711	5,290	4,390	54.65	45.35
5	18	2017	5	17	9,655	8.07	13	119,711	5,359	4,296	55.50	44.50
6	16	2017	6	16	9,650	8.06	14	119,711	5,060	4,590	52.44	47.56
3	31	2017	6	18	9,637	8.05	15	119,711	5,298	4,339	54.98	45.02
5	25	2017	5	18	9,618	8.03	16	119,711	5,115	4,503	53.18	46.82

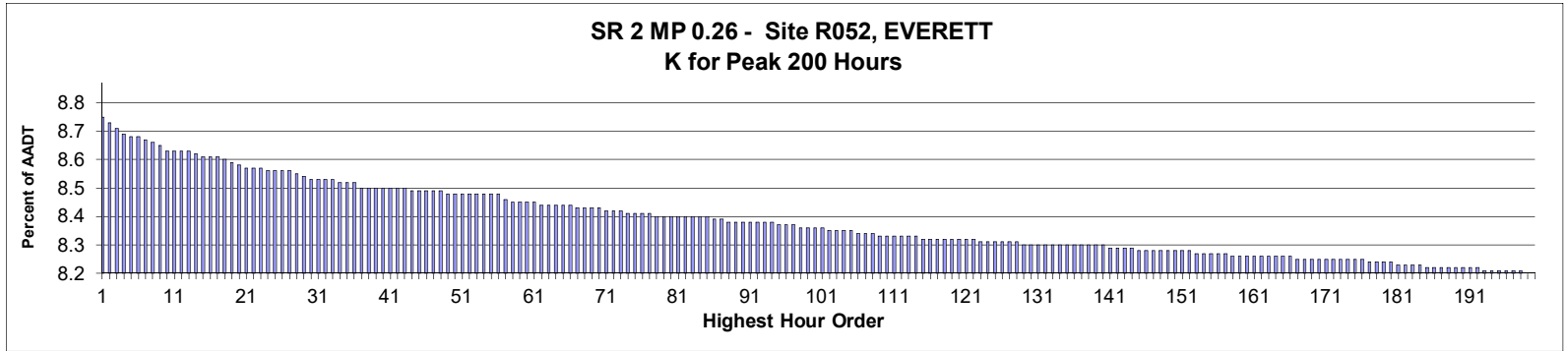




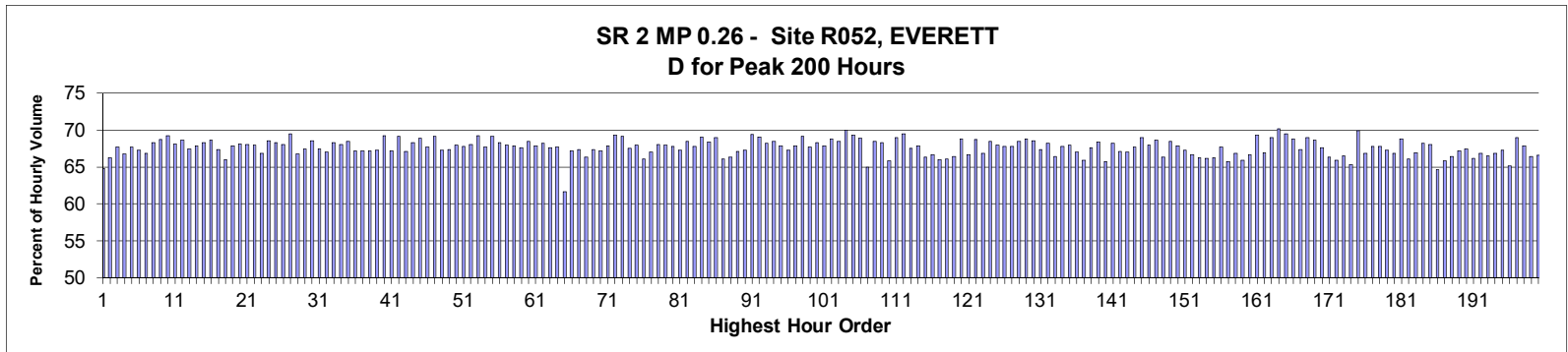


MO	DY	YR	DAY OF WK	HR	HR VOL	PERCENT OF AADT	HOUR NUMBER	AADT	NORTH VOLUME	SOUTH VOLUME	PERCENT NORTH IS OF TOTAL VOLUME	PERCENT SOUTH IS OF TOTAL VOLUME
11	22	2017	4	16	9,349	7.81	119	119,711	5,395	3,954	57.71	42.29
11	10	2017	6	17	9,347	7.81	120	119,711	5,258	4,089	56.25	43.75
9	8	2017	6	16	9,345	7.81	121	119,711	5,115	4,230	54.74	45.26
9	29	2017	6	16	9,341	7.80	122	119,711	5,099	4,242	54.59	45.41
11	17	2017	6	15	9,339	7.80	123	119,711	5,111	4,228	54.73	45.27
8	24	2017	5	18	9,337	7.80	124	119,711	5,098	4,239	54.60	45.40
8	10	2017	5	16	9,336	7.80	125	119,711	5,174	4,162	55.42	44.58
8	7	2017	2	16	9,335	7.80	126	119,711	5,258	4,077	56.33	43.67
3	10	2017	6	18	9,334	7.80	127	119,711	5,273	4,061	56.49	43.51
7	26	2017	4	18	9,334	7.80	128	119,711	5,114	4,220	54.79	45.21
4	14	2017	6	15	9,331	7.79	129	119,711	5,121	4,210	54.88	45.12
3	1	2017	4	17	9,330	7.79	130	119,711	5,186	4,144	55.58	44.42
12	15	2017	6	15	9,330	7.79	131	119,711	5,124	4,206	54.92	45.08
8	30	2017	4	16	9,329	7.79	132	119,711	5,230	4,099	56.06	43.94
11	27	2017	2	17	9,326	7.79	133	119,711	5,276	4,050	56.57	43.43
5	12	2017	6	18	9,322	7.79	134	119,711	5,131	4,191	55.04	44.96
5	24	2017	4	16	9,318	7.78	135	119,711	5,400	3,918	57.95	42.05
6	9	2017	6	15	9,317	7.78	136	119,711	5,127	4,190	55.03	44.97
10	25	2017	4	18	9,317	7.78	137	119,711	5,271	4,046	56.57	43.43
7	7	2017	6	17	9,315	7.78	138	119,711	5,140	4,175	55.18	44.82
9	25	2017	2	17	9,314	7.78	139	119,711	5,148	4,166	55.27	44.73
4	6	2017	5	16	9,313	7.78	140	119,711	5,244	4,069	56.31	43.69
11	29	2017	4	16	9,313	7.78	141	119,711	5,395	3,918	57.93	42.07
5	23	2017	3	16	9,311	7.78	142	119,711	5,242	4,069	56.30	43.70
2	9	2017	5	16	9,310	7.78	143	119,711	5,270	4,040	56.61	43.39
5	19	2017	6	15	9,310	7.78	144	119,711	5,055	4,255	54.30	45.70
11	3	2017	6	15	9,310	7.78	145	119,711	5,241	4,069	56.29	43.71
5	5	2017	6	17	9,307	7.77	146	119,711	4,981	4,326	53.52	46.48
8	23	2017	4	17	9,307	7.77	147	119,711	5,103	4,204	54.83	45.17
1	24	2017	3	17	9,305	7.77	148	119,711	5,236	4,069	56.27	43.73
8	25	2017	6	17	9,301	7.77	149	119,711	4,777	4,524	51.36	48.64
4	14	2017	6	17	9,300	7.77	150	119,711	5,171	4,129	55.60	44.40
7	12	2017	4	17	9,297	7.77	151	119,711	5,175	4,122	55.66	44.34
5	10	2017	4	16	9,296	7.77	152	119,711	5,273	4,023	56.72	43.28
8	23	2017	4	18	9,295	7.76	153	119,711	5,111	4,184	54.99	45.01
3	16	2017	5	17	9,294	7.76	154	119,711	5,129	4,165	55.19	44.81
5	4	2017	5	16	9,294	7.76	155	119,711	5,238	4,056	56.36	43.64
3	21	2017	3	17	9,293	7.76	156	119,711	5,190	4,103	55.85	44.15
1	31	2017	3	17	9,292	7.76	157	119,711	5,329	3,963	57.35	42.65
9	29	2017	6	18	9,292	7.76	158	119,711	5,172	4,120	55.66	44.34
12	15	2017	6	16	9,292	7.76	159	119,711	5,075	4,217	54.62	45.38
7	12	2017	4	16	9,291	7.76	160	119,711	5,181	4,110	55.76	44.24
10	6	2017	6	16	9,286	7.76	161	119,711	4,928	4,358	53.07	46.93
10	11	2017	4	16	9,286	7.76	162	119,711	5,385	3,901	57.99	42.01
3	27	2017	2	17	9,282	7.75	163	119,711	5,317	3,965	57.28	42.72
5	8	2017	2	17	9,282	7.75	164	119,711	5,289	3,993	56.98	43.02
10	26	2017	5	17	9,282	7.75	165	119,711	5,191	4,091	55.93	44.07
5	10	2017	4	17	9,281	7.75	166	119,711	5,303	3,978	57.14	42.86
5	26	2017	6	15	9,281	7.75	167	119,711	5,128	4,153	55.25	44.75
6	7	2017	4	17	9,281	7.75	168	119,711	5,199	4,082	56.02	43.98
4	20	2017	5	16	9,277	7.75	169	119,711	4,997	4,280	53.86	46.14

MO	DY	YR	DAY OF WK	HR	HR VOL	PERCENT OF AADT	HOUR NUMBER	AADT	NORTH VOLUME	SOUTH VOLUME	PERCENT NORTH IS OF TOTAL VOLUME	PERCENT SOUTH IS OF TOTAL VOLUME
7	5	2017	4	15	9,276	7.75	170	119,711	4,817	4,459	51.93	48.07
5	4	2017	5	17	9,273	7.75	171	119,711	5,290	3,983	57.05	42.95
10	26	2017	5	16	9,272	7.75	172	119,711	5,154	4,118	55.59	44.41
7	5	2017	4	16	9,271	7.74	173	119,711	5,118	4,153	55.20	44.80
8	9	2017	4	17	9,270	7.74	174	119,711	5,243	4,027	56.56	43.44
8	9	2017	4	18	9,270	7.74	175	119,711	5,131	4,139	55.35	44.65
8	17	2017	5	17	9,270	7.74	176	119,711	5,274	3,996	56.89	43.11
10	16	2017	2	16	9,268	7.74	177	119,711	5,245	4,023	56.59	43.41
2	2	2017	5	17	9,267	7.74	178	119,711	5,275	3,992	56.92	43.08
4	21	2017	6	17	9,266	7.74	179	119,711	5,170	4,096	55.80	44.20
6	6	2017	3	18	9,266	7.74	180	119,711	5,175	4,091	55.85	44.15
4	6	2017	5	18	9,265	7.74	181	119,711	5,289	3,976	57.09	42.91
4	18	2017	3	18	9,265	7.74	182	119,711	5,285	3,980	57.04	42.96
6	1	2017	5	18	9,265	7.74	183	119,711	5,220	4,045	56.34	43.66
5	31	2017	4	18	9,263	7.74	184	119,711	5,255	4,008	56.73	43.27
5	26	2017	6	16	9,261	7.74	185	119,711	4,938	4,323	53.32	46.68
10	24	2017	3	17	9,260	7.74	186	119,711	5,231	4,029	56.49	43.51
2	28	2017	3	17	9,258	7.73	187	119,711	5,151	4,107	55.64	44.36
6	30	2017	6	13	9,258	7.73	188	119,711	4,653	4,605	50.26	49.74
2	14	2017	3	16	9,256	7.73	189	119,711	5,276	3,980	57.00	43.00
4	10	2017	2	17	9,256	7.73	190	119,711	5,226	4,030	56.46	43.54
8	16	2017	4	16	9,255	7.73	191	119,711	5,169	4,086	55.85	44.15
8	25	2017	6	14	9,255	7.73	192	119,711	4,883	4,372	52.76	47.24
6	13	2017	3	16	9,254	7.73	193	119,711	5,251	4,003	56.74	43.26
2	22	2017	4	16	9,250	7.73	194	119,711	5,367	3,883	58.02	41.98
10	24	2017	3	16	9,249	7.73	195	119,711	5,312	3,937	57.43	42.57
7	19	2017	4	17	9,248	7.73	196	119,711	5,123	4,125	55.40	44.60
6	27	2017	3	16	9,247	7.72	197	119,711	5,266	3,981	56.95	43.05
6	23	2017	6	15	9,246	7.72	198	119,711	4,899	4,347	52.99	47.01
6	6	2017	3	16	9,244	7.72	199	119,711	5,154	4,090	55.76	44.24
3	20	2017	2	17	9,237	7.72	200	119,711	5,238	3,999	56.71	43.29



**AADT= 80,834      K 30 FACTOR= 8.56      K 100 FACTOR= 8.39      K 200 FACTOR= 8.23      D 30 FACTOR= 68.55**



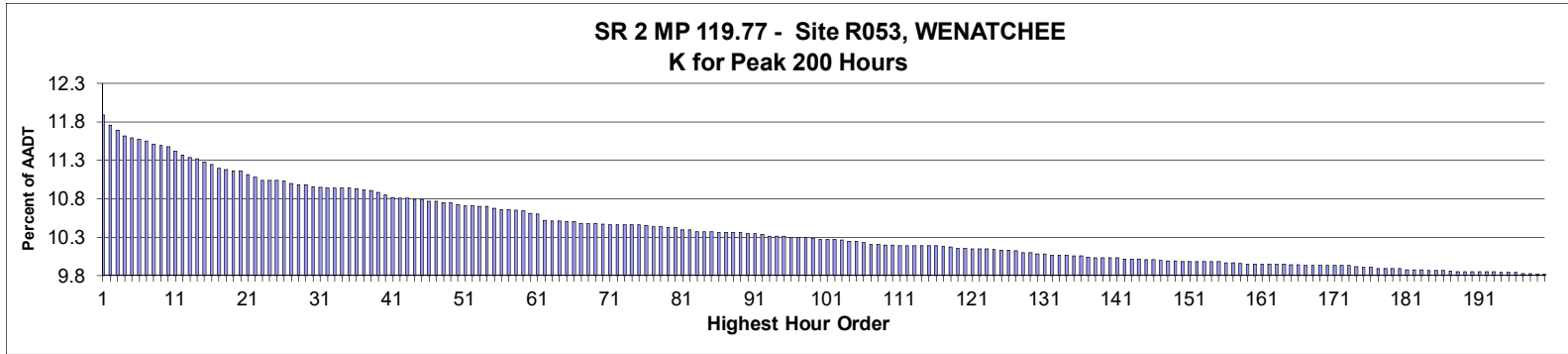
MO	DY	YR	DAY OF WK	HR	HR VOL	PERCENT OF AADT	HOUR NUMBER	AADT	EAST VOLUME	WEST VOLUME	PERCENT EAST IS OF TOTAL VOLUME	PERCENT WEST IS OF TOTAL VOLUME
6	13	2017	3	18	7,096	8.78	1	80,834	4,599	2,497	64.81	35.19
2	14	2017	3	17	7,082	8.76	2	80,834	4,695	2,387	66.29	33.71
5	23	2017	3	17	7,064	8.74	3	80,834	4,782	2,282	67.70	32.30
6	13	2017	3	17	7,045	8.72	4	80,834	4,701	2,344	66.73	33.27
9	20	2017	4	17	7,044	8.71	5	80,834	4,769	2,275	67.70	32.30
1	31	2017	3	17	7,039	8.71	6	80,834	4,733	2,306	67.24	32.76
2	2	2017	5	17	7,033	8.70	7	80,834	4,700	2,333	66.83	33.17
9	26	2017	3	17	7,027	8.69	8	80,834	4,802	2,225	68.34	31.66
6	7	2017	4	17	7,016	8.68	9	80,834	4,820	2,196	68.70	31.30
4	11	2017	3	17	7,003	8.66	10	80,834	4,847	2,156	69.21	30.79
4	18	2017	3	17	7,001	8.66	11	80,834	4,769	2,232	68.12	31.88
4	25	2017	3	17	7,000	8.66	12	80,834	4,802	2,198	68.60	31.40
10	26	2017	5	17	6,997	8.66	13	80,834	4,718	2,279	67.43	32.57
10	30	2017	2	17	6,989	8.65	14	80,834	4,745	2,244	67.89	32.11
9	14	2017	5	17	6,983	8.64	15	80,834	4,771	2,212	68.32	31.68
5	10	2017	4	17	6,981	8.64	16	80,834	4,791	2,190	68.63	31.37

MO	DY	YR	DAY OF WK	HR	HR VOL	PERCENT		EAST VOLUME	WEST VOLUME	PERCENT EAST IS OF TOTAL VOLUME	PERCENT WEST IS OF TOTAL VOLUME	
						OF	HOUR					
						AADT	NUMBER	AADT				
10	4	2017	4	17	6,981	8.64	17	80,834	4,701	2,280	67.34	32.66
1	11	2017	4	17	6,975	8.63	18	80,834	4,605	2,370	66.02	33.98
9	27	2017	4	17	6,968	8.62	19	80,834	4,729	2,239	67.87	32.13
5	31	2017	4	17	6,961	8.61	20	80,834	4,743	2,218	68.14	31.86
10	25	2017	4	17	6,955	8.60	21	80,834	4,733	2,222	68.05	31.95
11	7	2017	3	17	6,955	8.60	22	80,834	4,725	2,230	67.94	32.06
6	14	2017	4	17	6,952	8.60	23	80,834	4,647	2,305	66.84	33.16
3	1	2017	4	17	6,947	8.59	24	80,834	4,760	2,187	68.52	31.48
4	13	2017	5	17	6,943	8.59	25	80,834	4,743	2,200	68.31	31.69
6	5	2017	2	17	6,942	8.59	26	80,834	4,721	2,221	68.01	31.99
10	10	2017	3	17	6,941	8.59	27	80,834	4,821	2,120	69.46	30.54
11	8	2017	4	17	6,939	8.58	28	80,834	4,633	2,306	66.77	33.23
5	16	2017	3	17	6,931	8.57	29	80,834	4,676	2,255	67.47	32.53
5	2	2017	3	17	6,922	8.56	30	80,834	4,745	2,177	68.55	31.45
5	17	2017	4	18	6,922	8.56	31	80,834	4,667	2,255	67.42	32.58
9	19	2017	3	17	6,920	8.56	32	80,834	4,639	2,281	67.04	32.96
9	7	2017	5	17	6,918	8.56	33	80,834	4,723	2,195	68.27	31.73
11	27	2017	2	17	6,913	8.55	34	80,834	4,704	2,209	68.05	31.95
9	25	2017	2	17	6,911	8.55	35	80,834	4,732	2,179	68.47	31.53
5	3	2017	4	17	6,910	8.55	36	80,834	4,644	2,266	67.21	32.79
2	1	2017	4	17	6,898	8.53	37	80,834	4,635	2,263	67.19	32.81
5	4	2017	5	17	6,897	8.53	38	80,834	4,634	2,263	67.19	32.81
10	31	2017	3	16	6,897	8.53	39	80,834	4,639	2,258	67.26	32.74
4	19	2017	4	17	6,896	8.53	40	80,834	4,776	2,120	69.26	30.74
6	14	2017	4	18	6,896	8.53	41	80,834	4,632	2,264	67.17	32.83
5	30	2017	3	17	6,892	8.53	42	80,834	4,763	2,129	69.11	30.89
10	24	2017	3	17	6,892	8.53	43	80,834	4,625	2,267	67.11	32.89
10	16	2017	2	17	6,889	8.52	44	80,834	4,705	2,184	68.30	31.70
9	21	2017	5	17	6,888	8.52	45	80,834	4,745	2,143	68.89	31.11
3	16	2017	5	17	6,886	8.52	46	80,834	4,659	2,227	67.66	32.34
10	2	2017	2	17	6,885	8.52	47	80,834	4,761	2,124	69.15	30.85
11	2	2017	5	17	6,884	8.52	48	80,834	4,629	2,255	67.24	32.76
1	12	2017	5	17	6,883	8.51	49	80,834	4,634	2,249	67.33	32.67
9	12	2017	3	17	6,883	8.51	50	80,834	4,676	2,207	67.94	32.06
4	27	2017	5	17	6,882	8.51	51	80,834	4,664	2,218	67.77	32.23
5	9	2017	3	17	6,881	8.51	52	80,834	4,683	2,198	68.06	31.94
7	18	2017	3	17	6,881	8.51	53	80,834	4,765	2,116	69.25	30.75
2	21	2017	3	17	6,880	8.51	54	80,834	4,659	2,221	67.72	32.28
10	11	2017	4	17	6,879	8.51	55	80,834	4,756	2,123	69.14	30.86
2	22	2017	4	17	6,875	8.51	56	80,834	4,697	2,178	68.32	31.68
4	20	2017	5	17	6,865	8.49	57	80,834	4,666	2,199	67.97	32.03
2	22	2017	4	18	6,854	8.48	58	80,834	4,654	2,200	67.90	32.10
5	17	2017	4	17	6,854	8.48	59	80,834	4,635	2,219	67.62	32.38
7	27	2017	5	17	6,853	8.48	60	80,834	4,692	2,161	68.47	31.53
6	21	2017	4	17	6,851	8.48	61	80,834	4,648	2,203	67.84	32.16
11	6	2017	2	17	6,850	8.47	62	80,834	4,673	2,177	68.22	31.78
8	16	2017	4	17	6,847	8.47	63	80,834	4,627	2,220	67.58	32.42
10	17	2017	3	18	6,847	8.47	64	80,834	4,633	2,214	67.66	32.34
6	12	2017	2	16	6,846	8.47	65	80,834	4,221	2,625	61.66	38.34
10	6	2017	6	17	6,844	8.47	66	80,834	4,596	2,248	67.15	32.85
11	15	2017	4	17	6,839	8.46	67	80,834	4,606	2,233	67.35	32.65

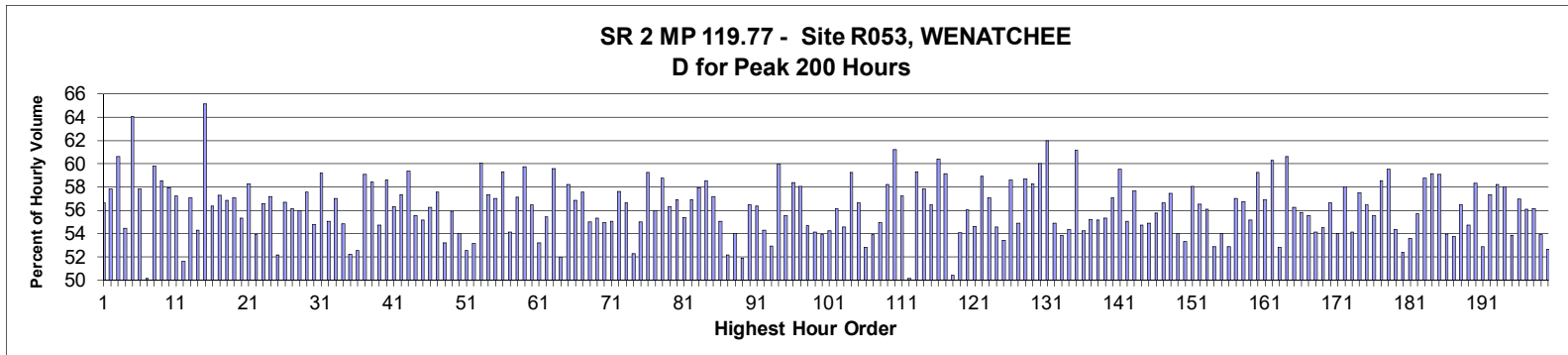
MO	DY	YR	DAY OF WK	HR	HR VOL	PERCENT OF AADT	HOUR NUMBER	AADT	EAST VOLUME	WEST VOLUME	PERCENT EAST IS OF TOTAL VOLUME	PERCENT WEST IS OF TOTAL VOLUME
3	31	2017	6	17	6,838	8.46	68	80,834	4,534	2,304	66.31	33.69
2	28	2017	3	17	6,837	8.46	69	80,834	4,604	2,233	67.34	32.66
12	6	2017	4	17	6,836	8.46	70	80,834	4,592	2,244	67.17	32.83
9	28	2017	5	17	6,831	8.45	71	80,834	4,635	2,196	67.85	32.15
10	17	2017	3	17	6,831	8.45	72	80,834	4,737	2,094	69.35	30.65
8	17	2017	5	17	6,829	8.45	73	80,834	4,723	2,106	69.16	30.84
6	15	2017	5	17	6,823	8.44	74	80,834	4,605	2,218	67.49	32.51
1	25	2017	4	17	6,820	8.44	75	80,834	4,636	2,184	67.98	32.02
10	27	2017	6	17	6,820	8.44	76	80,834	4,504	2,316	66.04	33.96
9	29	2017	6	17	6,819	8.44	77	80,834	4,568	2,251	66.99	33.01
9	20	2017	4	18	6,815	8.43	78	80,834	4,636	2,179	68.03	31.97
11	29	2017	4	17	6,813	8.43	79	80,834	4,629	2,184	67.94	32.06
1	24	2017	3	17	6,812	8.43	80	80,834	4,619	2,193	67.81	32.19
1	26	2017	5	17	6,812	8.43	81	80,834	4,584	2,228	67.29	32.71
2	23	2017	5	17	6,812	8.43	82	80,834	4,662	2,150	68.44	31.56
5	31	2017	4	18	6,812	8.43	83	80,834	4,619	2,193	67.81	32.19
10	12	2017	5	17	6,812	8.43	84	80,834	4,706	2,106	69.08	30.92
9	13	2017	4	17	6,811	8.43	85	80,834	4,656	2,155	68.36	31.64
6	1	2017	5	17	6,808	8.42	86	80,834	4,697	2,111	68.99	31.01
12	14	2017	5	17	6,808	8.42	87	80,834	4,500	2,308	66.10	33.90
2	14	2017	3	16	6,802	8.41	88	80,834	4,511	2,291	66.32	33.68
2	16	2017	5	17	6,802	8.41	89	80,834	4,565	2,237	67.11	32.89
7	27	2017	5	18	6,800	8.41	90	80,834	4,574	2,226	67.26	32.74
8	15	2017	3	17	6,799	8.41	91	80,834	4,719	2,080	69.41	30.59
9	6	2017	4	17	6,798	8.41	92	80,834	4,695	2,103	69.06	30.94
5	11	2017	5	17	6,795	8.41	93	80,834	4,637	2,158	68.24	31.76
5	18	2017	5	17	6,795	8.41	94	80,834	4,654	2,141	68.49	31.51
1	5	2017	5	17	6,792	8.40	95	80,834	4,611	2,181	67.89	32.11
1	10	2017	3	17	6,792	8.40	96	80,834	4,569	2,223	67.27	32.73
11	20	2017	2	17	6,787	8.40	97	80,834	4,609	2,178	67.91	32.09
5	1	2017	2	17	6,786	8.39	98	80,834	4,692	2,094	69.14	30.86
9	15	2017	6	17	6,783	8.39	99	80,834	4,590	2,193	67.67	32.33
4	12	2017	4	17	6,781	8.39	100	80,834	4,632	2,149	68.31	31.69
7	19	2017	4	17	6,780	8.39	101	80,834	4,603	2,177	67.89	32.11
5	25	2017	5	17	6,772	8.38	102	80,834	4,658	2,114	68.78	31.22
6	20	2017	3	17	6,772	8.38	103	80,834	4,636	2,136	68.46	31.54
6	28	2017	4	17	6,771	8.38	104	80,834	4,738	2,033	69.97	30.03
7	12	2017	4	17	6,770	8.38	105	80,834	4,695	2,075	69.35	30.65
4	4	2017	3	17	6,769	8.37	106	80,834	4,663	2,106	68.89	31.11
10	6	2017	6	16	6,768	8.37	107	80,834	4,399	2,369	65.00	35.00
11	1	2017	4	17	6,762	8.37	108	80,834	4,630	2,132	68.47	31.53
5	8	2017	2	17	6,761	8.36	109	80,834	4,618	2,143	68.30	31.70
10	4	2017	4	18	6,761	8.36	110	80,834	4,451	2,310	65.83	34.17
1	30	2017	2	17	6,760	8.36	111	80,834	4,664	2,096	68.99	31.01
8	29	2017	3	17	6,760	8.36	112	80,834	4,697	2,063	69.48	30.52
12	4	2017	2	17	6,760	8.36	113	80,834	4,567	2,193	67.56	32.44
11	16	2017	5	17	6,757	8.36	114	80,834	4,586	2,171	67.87	32.13
6	2	2017	6	17	6,753	8.35	115	80,834	4,480	2,273	66.34	33.66
6	22	2017	5	18	6,753	8.35	116	80,834	4,502	2,251	66.67	33.33
10	31	2017	3	17	6,753	8.35	117	80,834	4,457	2,296	66.00	34.00
3	1	2017	4	18	6,752	8.35	118	80,834	4,462	2,290	66.08	33.92

MO	DY	YR	DAY OF WK	HR	HR VOL	PERCENT OF AADT	HOUR NUMBER	AADT	EAST VOLUME	WEST VOLUME	PERCENT EAST IS OF TOTAL VOLUME	PERCENT WEST IS OF TOTAL VOLUME
11	17	2017	6	17	6,752	8.35	119	80,834	4,484	2,268	66.41	33.59
7	6	2017	5	17	6,749	8.35	120	80,834	4,646	2,103	68.84	31.16
12	12	2017	3	17	6,749	8.35	121	80,834	4,501	2,248	66.69	33.31
4	17	2017	2	17	6,748	8.35	122	80,834	4,640	2,108	68.76	31.24
5	18	2017	5	18	6,744	8.34	123	80,834	4,506	2,238	66.81	33.19
12	13	2017	4	17	6,743	8.34	124	80,834	4,616	2,127	68.46	31.54
2	23	2017	5	18	6,742	8.34	125	80,834	4,582	2,160	67.96	32.04
3	28	2017	3	17	6,741	8.34	126	80,834	4,572	2,169	67.82	32.18
5	9	2017	3	18	6,740	8.34	127	80,834	4,567	2,173	67.76	32.24
5	22	2017	2	17	6,739	8.34	128	80,834	4,613	2,126	68.45	31.55
6	27	2017	3	17	6,737	8.33	129	80,834	4,637	2,100	68.83	31.17
7	25	2017	3	17	6,737	8.33	130	80,834	4,621	2,116	68.59	31.41
10	11	2017	4	18	6,737	8.33	131	80,834	4,538	2,199	67.36	32.64
3	30	2017	5	17	6,734	8.33	132	80,834	4,596	2,138	68.25	31.75
4	20	2017	5	16	6,734	8.33	133	80,834	4,472	2,262	66.41	33.59
6	6	2017	3	17	6,733	8.33	134	80,834	4,564	2,169	67.79	32.21
6	19	2017	2	18	6,733	8.33	135	80,834	4,575	2,158	67.95	32.05
9	12	2017	3	18	6,733	8.33	136	80,834	4,513	2,220	67.03	32.97
5	19	2017	6	16	6,732	8.33	137	80,834	4,435	2,297	65.88	34.12
9	7	2017	5	18	6,732	8.33	138	80,834	4,552	2,180	67.62	32.38
2	13	2017	2	17	6,731	8.33	139	80,834	4,601	2,130	68.36	31.64
6	21	2017	4	18	6,731	8.33	140	80,834	4,427	2,304	65.77	34.23
8	30	2017	4	17	6,729	8.32	141	80,834	4,588	2,141	68.18	31.82
3	10	2017	6	17	6,724	8.32	142	80,834	4,513	2,211	67.12	32.88
6	29	2017	5	18	6,723	8.32	143	80,834	4,504	2,219	66.99	33.01
3	9	2017	5	17	6,722	8.32	144	80,834	4,548	2,174	67.66	32.34
7	24	2017	2	17	6,721	8.31	145	80,834	4,634	2,087	68.95	31.05
8	23	2017	4	18	6,721	8.31	146	80,834	4,568	2,153	67.97	32.03
9	18	2017	2	17	6,721	8.31	147	80,834	4,612	2,109	68.62	31.38
5	10	2017	4	16	6,719	8.31	148	80,834	4,460	2,259	66.38	33.62
7	20	2017	5	17	6,719	8.31	149	80,834	4,598	2,121	68.43	31.57
12	7	2017	5	17	6,719	8.31	150	80,834	4,558	2,161	67.84	32.16
12	20	2017	4	17	6,718	8.31	151	80,834	4,519	2,199	67.27	32.73
4	13	2017	5	16	6,715	8.31	152	80,834	4,480	2,235	66.72	33.28
7	12	2017	4	18	6,711	8.30	153	80,834	4,448	2,263	66.28	33.72
5	31	2017	4	16	6,710	8.30	154	80,834	4,442	2,268	66.20	33.80
6	16	2017	6	17	6,710	8.30	155	80,834	4,446	2,264	66.26	33.74
10	9	2017	2	17	6,710	8.30	156	80,834	4,542	2,168	67.69	32.31
10	13	2017	6	17	6,706	8.30	157	80,834	4,408	2,298	65.73	34.27
1	27	2017	6	17	6,705	8.29	158	80,834	4,484	2,221	66.88	33.12
12	14	2017	5	16	6,703	8.29	159	80,834	4,415	2,288	65.87	34.13
8	17	2017	5	18	6,702	8.29	160	80,834	4,470	2,232	66.70	33.30
9	5	2017	3	17	6,702	8.29	161	80,834	4,646	2,056	69.32	30.68
7	19	2017	4	18	6,701	8.29	162	80,834	4,484	2,217	66.92	33.08
8	8	2017	3	17	6,701	8.29	163	80,834	4,623	2,078	68.99	31.01
8	1	2017	3	17	6,700	8.29	164	80,834	4,704	1,996	70.21	29.79
8	3	2017	5	17	6,698	8.29	165	80,834	4,655	2,043	69.50	30.50
10	5	2017	5	17	6,698	8.29	166	80,834	4,606	2,092	68.77	31.23
4	28	2017	6	17	6,695	8.28	167	80,834	4,509	2,186	67.35	32.65
3	14	2017	3	17	6,694	8.28	168	80,834	4,620	2,074	69.02	30.98
4	6	2017	5	17	6,693	8.28	169	80,834	4,596	2,097	68.67	31.33

MO	DY	YR	DAY OF WK	HR	HR VOL	PERCENT OF AADT	HOUR NUMBER	AADT	EAST VOLUME	WEST VOLUME	PERCENT EAST IS OF TOTAL VOLUME	PERCENT WEST IS OF TOTAL VOLUME
4	19	2017	4	18	6,693	8.28	170	80,834	4,526	2,167	67.62	32.38
4	14	2017	6	17	6,692	8.28	171	80,834	4,441	2,251	66.36	33.64
5	18	2017	5	16	6,691	8.28	172	80,834	4,412	2,279	65.94	34.06
12	8	2017	6	17	6,691	8.28	173	80,834	4,452	2,239	66.54	33.46
2	14	2017	3	18	6,690	8.28	174	80,834	4,369	2,321	65.31	34.69
8	22	2017	3	17	6,690	8.28	175	80,834	4,679	2,011	69.94	30.06
9	21	2017	5	18	6,690	8.28	176	80,834	4,471	2,219	66.83	33.17
9	26	2017	3	16	6,689	8.27	177	80,834	4,536	2,153	67.81	32.19
6	22	2017	5	17	6,684	8.27	178	80,834	4,532	2,152	67.80	32.20
11	30	2017	5	17	6,684	8.27	179	80,834	4,497	2,187	67.28	32.72
10	26	2017	5	18	6,682	8.27	180	80,834	4,467	2,215	66.85	33.15
8	24	2017	5	17	6,679	8.26	181	80,834	4,594	2,085	68.78	31.22
11	9	2017	5	17	6,679	8.26	182	80,834	4,412	2,267	66.06	33.94
9	8	2017	6	17	6,678	8.26	183	80,834	4,470	2,208	66.94	33.06
3	20	2017	2	17	6,674	8.26	184	80,834	4,550	2,124	68.18	31.82
6	20	2017	3	18	6,671	8.25	185	80,834	4,538	2,133	68.03	31.97
10	6	2017	6	18	6,670	8.25	186	80,834	4,309	2,361	64.60	35.40
1	20	2017	6	17	6,669	8.25	187	80,834	4,392	2,277	65.86	34.14
5	9	2017	3	16	6,669	8.25	188	80,834	4,429	2,240	66.41	33.59
11	7	2017	3	16	6,669	8.25	189	80,834	4,482	2,187	67.21	32.79
6	8	2017	5	17	6,667	8.25	190	80,834	4,499	2,168	67.48	32.52
6	27	2017	3	18	6,666	8.25	191	80,834	4,413	2,253	66.20	33.80
12	1	2017	6	17	6,666	8.25	192	80,834	4,458	2,208	66.88	33.12
1	13	2017	6	16	6,664	8.24	193	80,834	4,433	2,231	66.52	33.48
4	27	2017	5	16	6,663	8.24	194	80,834	4,457	2,206	66.89	33.11
5	19	2017	6	17	6,662	8.24	195	80,834	4,480	2,182	67.25	32.75
12	8	2017	6	16	6,660	8.24	196	80,834	4,336	2,324	65.11	34.89
3	29	2017	4	17	6,659	8.24	197	80,834	4,594	2,065	68.99	31.01
4	11	2017	3	18	6,658	8.24	198	80,834	4,520	2,138	67.89	32.11
10	5	2017	5	16	6,652	8.23	199	80,834	4,416	2,236	66.39	33.61
3	23	2017	5	17	6,651	8.23	200	80,834	4,431	2,220	66.62	33.38



**AADT= 25,248      K 30 FACTOR= 10.96      K 100 FACTOR= 10.27      K 200 FACTOR= 9.82      D 30 FACTOR= 54.79**



MO	DY	YR	DAY OF WK	HR	HR VOL	PERCENT OF AADT	HOUR NUMBER	AADT	EAST VOLUME	WEST VOLUME	PERCENT EAST IS OF TOTAL VOLUME	PERCENT WEST IS OF TOTAL VOLUME
7	14	2017	6	17	3,001	11.89	1	25,248	1,700	1,301	56.65	43.35
6	30	2017	6	17	2,969	11.76	2	25,248	1,717	1,252	57.83	42.17
10	6	2017	6	18	2,952	11.69	3	25,248	1,789	1,163	60.60	39.40
7	21	2017	6	17	2,933	11.62	4	25,248	1,597	1,336	54.45	45.55
8	16	2017	4	17	2,926	11.59	5	25,248	1,874	1,052	64.05	35.95
7	13	2017	5	17	2,923	11.58	6	25,248	1,690	1,233	57.82	42.18
7	24	2017	2	18	2,916	11.55	7	25,248	1,463	1,453	50.17	49.83
7	19	2017	4	17	2,906	11.51	8	25,248	1,738	1,168	59.81	40.19
7	27	2017	5	17	2,900	11.49	9	25,248	1,697	1,203	58.52	41.48
6	22	2017	5	17	2,898	11.48	10	25,248	1,679	1,219	57.94	42.06
6	23	2017	6	17	2,884	11.42	11	25,248	1,651	1,233	57.25	42.75
10	6	2017	6	16	2,871	11.37	12	25,248	1,482	1,389	51.62	48.38
7	28	2017	6	17	2,862	11.34	13	25,248	1,633	1,229	57.06	42.94
7	21	2017	6	16	2,857	11.32	14	25,248	1,551	1,306	54.29	45.71
10	26	2017	5	18	2,849	11.28	15	25,248	1,856	993	65.15	34.85
6	16	2017	6	16	2,840	11.25	16	25,248	1,601	1,239	56.37	43.63

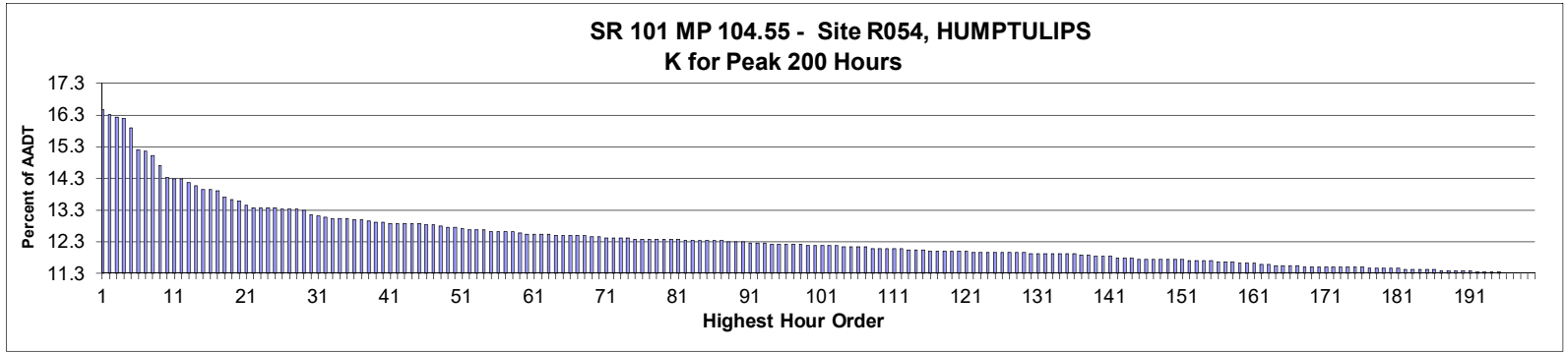


MO	DY	YR	DAY OF WK	HR	HR VOL	PERCENT OF AADT	HOUR NUMBER	AADT	EAST VOLUME	WEST VOLUME	PERCENT EAST IS OF TOTAL VOLUME	PERCENT WEST IS OF TOTAL VOLUME
6	29	2017	5	17	2,829	11.20	17	25,248	1,621	1,208	57.30	42.70
7	14	2017	6	18	2,822	11.18	18	25,248	1,605	1,217	56.87	43.13
6	16	2017	6	17	2,818	11.16	19	25,248	1,609	1,209	57.10	42.90
7	7	2017	6	17	2,818	11.16	20	25,248	1,559	1,259	55.32	44.68
10	26	2017	5	17	2,804	11.11	21	25,248	1,634	1,170	58.27	41.73
6	2	2017	6	17	2,797	11.08	22	25,248	1,508	1,289	53.91	46.09
6	27	2017	3	17	2,788	11.04	23	25,248	1,578	1,210	56.60	43.40
6	21	2017	4	17	2,787	11.04	24	25,248	1,593	1,194	57.16	42.84
6	23	2017	6	16	2,787	11.04	25	25,248	1,454	1,333	52.17	47.83
7	25	2017	3	17	2,786	11.03	26	25,248	1,579	1,207	56.68	43.32
7	20	2017	5	17	2,777	11.00	27	25,248	1,559	1,218	56.14	43.86
7	10	2017	2	17	2,773	10.98	28	25,248	1,553	1,220	56.00	44.00
7	13	2017	5	18	2,772	10.98	29	25,248	1,595	1,177	57.54	42.46
10	13	2017	6	16	2,767	10.96	30	25,248	1,516	1,251	54.79	45.21
7	26	2017	4	17	2,765	10.95	31	25,248	1,637	1,128	59.20	40.80
6	30	2017	6	16	2,763	10.94	32	25,248	1,521	1,242	55.05	44.95
7	17	2017	2	17	2,763	10.94	33	25,248	1,575	1,188	57.00	43.00
8	11	2017	6	17	2,762	10.94	34	25,248	1,514	1,248	54.82	45.18
9	15	2017	6	16	2,761	10.94	35	25,248	1,441	1,320	52.19	47.81
9	1	2017	6	16	2,759	10.93	36	25,248	1,450	1,309	52.56	47.44
6	30	2017	6	18	2,757	10.92	37	25,248	1,629	1,128	59.09	40.91
7	18	2017	3	17	2,755	10.91	38	25,248	1,610	1,145	58.44	41.56
7	14	2017	6	15	2,747	10.88	39	25,248	1,243	1,504	45.25	54.75
7	24	2017	2	17	2,740	10.85	40	25,248	1,605	1,135	58.58	41.42
6	28	2017	4	17	2,732	10.82	41	25,248	1,539	1,193	56.33	43.67
7	12	2017	4	17	2,730	10.81	42	25,248	1,566	1,164	57.36	42.64
6	20	2017	3	17	2,729	10.81	43	25,248	1,620	1,109	59.36	40.64
5	26	2017	6	16	2,725	10.79	44	25,248	1,513	1,212	55.52	44.48
4	21	2017	6	16	2,724	10.79	45	25,248	1,503	1,221	55.18	44.82
10	20	2017	6	17	2,719	10.77	46	25,248	1,530	1,189	56.27	43.73
10	6	2017	6	17	2,718	10.77	47	25,248	1,565	1,153	57.58	42.42
9	22	2017	6	16	2,714	10.75	48	25,248	1,444	1,270	53.21	46.79
7	5	2017	4	17	2,713	10.75	49	25,248	1,517	1,196	55.92	44.08
10	20	2017	6	16	2,708	10.73	50	25,248	1,463	1,245	54.03	45.97
9	21	2017	5	16	2,705	10.71	51	25,248	1,422	1,283	52.57	47.43
9	14	2017	5	16	2,704	10.71	52	25,248	1,437	1,267	53.14	46.86
10	13	2017	6	17	2,702	10.70	53	25,248	1,623	1,079	60.07	39.93
7	11	2017	3	17	2,701	10.70	54	25,248	1,549	1,152	57.35	42.65
7	21	2017	6	18	2,696	10.68	55	25,248	1,537	1,159	57.01	42.99
7	27	2017	5	18	2,691	10.66	56	25,248	1,596	1,095	59.31	40.69
10	12	2017	5	16	2,691	10.66	57	25,248	1,456	1,235	54.11	45.89
8	10	2017	5	17	2,688	10.65	58	25,248	1,536	1,152	57.14	42.86
6	23	2017	6	18	2,686	10.64	59	25,248	1,605	1,081	59.75	40.25
7	7	2017	6	18	2,679	10.61	60	25,248	1,513	1,166	56.48	43.52
9	5	2017	3	16	2,676	10.60	61	25,248	1,424	1,252	53.21	46.79
9	7	2017	5	16	2,656	10.52	62	25,248	1,473	1,183	55.46	44.54
8	31	2017	5	17	2,654	10.51	63	25,248	1,581	1,073	59.57	40.43
7	7	2017	6	16	2,653	10.51	64	25,248	1,378	1,275	51.94	48.06
6	22	2017	5	18	2,651	10.50	65	25,248	1,543	1,108	58.20	41.80
7	18	2017	3	18	2,651	10.50	66	25,248	1,508	1,143	56.88	43.12
8	24	2017	5	17	2,647	10.48	67	25,248	1,524	1,123	57.57	42.43

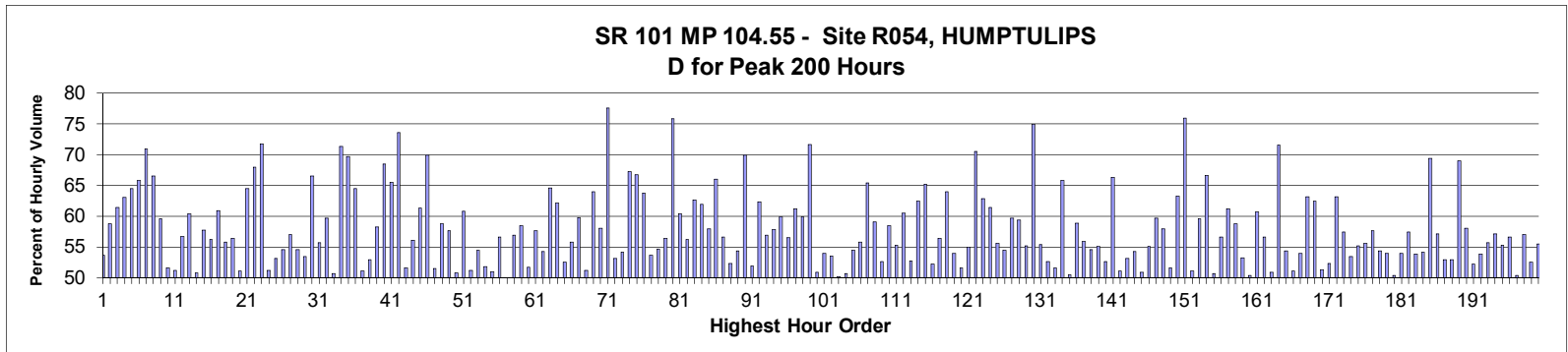
MO	DY	YR	DAY OF WK	HR	HR VOL	PERCENT OF AADT	HOUR NUMBER	AADT	EAST VOLUME	WEST VOLUME	PERCENT EAST IS OF TOTAL VOLUME	PERCENT WEST IS OF TOTAL VOLUME
6	9	2017	6	16	2,645	10.48	68	25,248	1,455	1,190	55.01	44.99
9	15	2017	6	17	2,645	10.48	69	25,248	1,464	1,181	55.35	44.65
6	22	2017	5	16	2,644	10.47	70	25,248	1,452	1,192	54.92	45.08
8	31	2017	5	16	2,642	10.46	71	25,248	1,454	1,188	55.03	44.97
9	22	2017	6	17	2,642	10.46	72	25,248	1,522	1,120	57.61	42.39
5	19	2017	6	17	2,641	10.46	73	25,248	1,496	1,145	56.65	43.35
9	29	2017	6	16	2,641	10.46	74	25,248	1,380	1,261	52.25	47.75
10	5	2017	5	16	2,641	10.46	75	25,248	1,452	1,189	54.98	45.02
9	5	2017	3	17	2,639	10.45	76	25,248	1,564	1,075	59.26	40.74
7	6	2017	5	17	2,636	10.44	77	25,248	1,475	1,161	55.96	44.04
8	15	2017	3	17	2,635	10.44	78	25,248	1,549	1,086	58.79	41.21
8	25	2017	6	17	2,633	10.43	79	25,248	1,483	1,150	56.32	43.68
9	1	2017	6	17	2,633	10.43	80	25,248	1,498	1,135	56.89	43.11
7	5	2017	4	18	2,627	10.40	81	25,248	1,455	1,172	55.39	44.61
10	5	2017	5	17	2,626	10.40	82	25,248	1,494	1,132	56.89	43.11
6	29	2017	5	18	2,618	10.37	83	25,248	1,517	1,101	57.94	42.06
8	17	2017	5	17	2,618	10.37	84	25,248	1,532	1,086	58.52	41.48
7	12	2017	4	18	2,617	10.37	85	25,248	1,497	1,120	57.20	42.80
3	31	2017	6	16	2,616	10.36	86	25,248	1,440	1,176	55.05	44.95
7	14	2017	6	16	2,616	10.36	87	25,248	1,365	1,251	52.18	47.82
8	4	2017	6	16	2,615	10.36	88	25,248	1,412	1,203	54.00	46.00
9	8	2017	6	16	2,615	10.36	89	25,248	1,357	1,258	51.89	48.11
5	12	2017	6	16	2,614	10.35	90	25,248	1,477	1,137	56.50	43.50
8	18	2017	6	17	2,614	10.35	91	25,248	1,474	1,140	56.39	43.61
8	11	2017	6	16	2,611	10.34	92	25,248	1,418	1,193	54.31	45.69
8	24	2017	5	16	2,603	10.31	93	25,248	1,377	1,226	52.90	47.10
5	26	2017	6	17	2,602	10.31	94	25,248	1,561	1,041	59.99	40.01
11	17	2017	6	16	2,602	10.31	95	25,248	1,445	1,157	55.53	44.47
6	9	2017	6	17	2,601	10.30	96	25,248	1,518	1,083	58.36	41.64
7	10	2017	2	18	2,600	10.30	97	25,248	1,509	1,091	58.04	41.96
10	10	2017	3	16	2,600	10.30	98	25,248	1,422	1,178	54.69	45.31
10	4	2017	4	16	2,599	10.29	99	25,248	1,406	1,193	54.10	45.90
9	29	2017	6	17	2,594	10.27	100	25,248	1,398	1,196	53.89	46.11
10	27	2017	6	16	2,593	10.27	101	25,248	1,407	1,186	54.26	45.74
6	19	2017	2	17	2,592	10.27	102	25,248	1,456	1,136	56.17	43.83
6	2	2017	6	16	2,590	10.26	103	25,248	1,413	1,177	54.56	45.44
8	2	2017	4	17	2,588	10.25	104	25,248	1,533	1,055	59.23	40.77
10	26	2017	5	16	2,587	10.25	105	25,248	1,465	1,122	56.63	43.37
10	19	2017	5	16	2,584	10.23	106	25,248	1,365	1,219	52.83	47.17
5	19	2017	6	16	2,579	10.21	107	25,248	1,390	1,189	53.90	46.10
7	3	2017	2	17	2,577	10.21	108	25,248	1,416	1,161	54.95	45.05
7	20	2017	5	18	2,576	10.20	109	25,248	1,500	1,076	58.23	41.77
8	16	2017	4	18	2,576	10.20	110	25,248	1,577	999	61.22	38.78
7	11	2017	3	18	2,574	10.19	111	25,248	1,474	1,100	57.26	42.74
7	3	2017	2	14	2,573	10.19	112	25,248	1,291	1,282	50.17	49.83
4	28	2017	6	17	2,572	10.19	113	25,248	1,526	1,046	59.33	40.67
6	14	2017	4	17	2,572	10.19	114	25,248	1,488	1,084	57.85	42.15
6	15	2017	5	17	2,572	10.19	115	25,248	1,453	1,119	56.49	43.51
7	25	2017	3	18	2,572	10.19	116	25,248	1,553	1,019	60.38	39.62
7	28	2017	6	18	2,569	10.18	117	25,248	1,520	1,049	59.17	40.83
10	16	2017	2	16	2,568	10.17	118	25,248	1,273	1,295	49.57	50.43

MO	DY	YR	DAY OF WK	HR	HR VOL	PERCENT OF AADT	HOUR NUMBER	AADT	EAST VOLUME	WEST VOLUME	PERCENT EAST IS OF TOTAL VOLUME	PERCENT WEST IS OF TOTAL VOLUME
11	10	2017	6	16	2,566	10.16	119	25,248	1,387	1,179	54.05	45.95
6	2	2017	6	18	2,565	10.16	120	25,248	1,438	1,127	56.06	43.94
4	21	2017	6	17	2,562	10.15	121	25,248	1,399	1,163	54.61	45.39
6	21	2017	4	18	2,562	10.15	122	25,248	1,510	1,052	58.94	41.06
9	29	2017	6	18	2,562	10.15	123	25,248	1,463	1,099	57.10	42.90
9	28	2017	5	16	2,560	10.14	124	25,248	1,397	1,163	54.57	45.43
6	26	2017	2	16	2,558	10.13	125	25,248	1,366	1,192	53.40	46.60
6	26	2017	2	17	2,558	10.13	126	25,248	1,499	1,059	58.60	41.40
9	25	2017	2	16	2,555	10.12	127	25,248	1,403	1,152	54.91	45.09
9	28	2017	5	17	2,551	10.10	128	25,248	1,498	1,053	58.72	41.28
6	28	2017	4	18	2,549	10.10	129	25,248	1,485	1,064	58.26	41.74
10	12	2017	5	17	2,545	10.08	130	25,248	1,528	1,017	60.04	39.96
10	13	2017	6	18	2,544	10.08	131	25,248	1,577	967	61.99	38.01
5	17	2017	4	16	2,543	10.07	132	25,248	1,396	1,147	54.90	45.10
6	20	2017	3	16	2,543	10.07	133	25,248	1,369	1,174	53.83	46.17
12	15	2017	6	16	2,542	10.07	134	25,248	1,381	1,161	54.33	45.67
10	2	2017	2	17	2,541	10.06	135	25,248	1,554	987	61.16	38.84
5	10	2017	4	16	2,539	10.06	136	25,248	1,377	1,162	54.23	45.77
11	2	2017	5	16	2,536	10.04	137	25,248	1,401	1,135	55.24	44.76
3	17	2017	6	16	2,533	10.03	138	25,248	1,397	1,136	55.15	44.85
6	7	2017	4	16	2,533	10.03	139	25,248	1,401	1,132	55.31	44.69
5	25	2017	5	16	2,532	10.03	140	25,248	1,445	1,087	57.07	42.93
6	15	2017	5	18	2,532	10.03	141	25,248	1,507	1,025	59.52	40.48
6	29	2017	5	16	2,531	10.02	142	25,248	1,394	1,137	55.08	44.92
10	4	2017	4	17	2,531	10.02	143	25,248	1,459	1,072	57.65	42.35
7	28	2017	6	16	2,529	10.02	144	25,248	1,384	1,145	54.73	45.27
4	27	2017	5	16	2,528	10.01	145	25,248	1,388	1,140	54.91	45.09
9	8	2017	6	17	2,528	10.01	146	25,248	1,410	1,118	55.78	44.22
8	8	2017	3	17	2,524	10.00	147	25,248	1,430	1,094	56.66	43.34
7	26	2017	4	18	2,523	9.99	148	25,248	1,450	1,073	57.47	42.53
9	20	2017	4	16	2,522	9.99	149	25,248	1,362	1,160	54.00	46.00
4	28	2017	6	16	2,521	9.98	150	25,248	1,344	1,177	53.31	46.69
9	27	2017	4	17	2,521	9.98	151	25,248	1,463	1,058	58.03	41.97
6	6	2017	3	16	2,520	9.98	152	25,248	1,425	1,095	56.55	43.45
6	14	2017	4	16	2,520	9.98	153	25,248	1,414	1,106	56.11	43.89
8	25	2017	6	16	2,520	9.98	154	25,248	1,332	1,188	52.86	47.14
11	1	2017	4	16	2,520	9.98	155	25,248	1,361	1,159	54.01	45.99
8	18	2017	6	16	2,517	9.97	156	25,248	1,331	1,186	52.88	47.12
9	1	2017	6	15	2,516	9.97	157	25,248	1,435	1,081	57.03	42.97
9	21	2017	5	17	2,514	9.96	158	25,248	1,427	1,087	56.76	43.24
4	14	2017	6	16	2,512	9.95	159	25,248	1,386	1,126	55.18	44.82
4	20	2017	5	17	2,512	9.95	160	25,248	1,488	1,024	59.24	40.76
6	1	2017	5	16	2,512	9.95	161	25,248	1,429	1,083	56.89	43.11
6	13	2017	3	17	2,512	9.95	162	25,248	1,514	998	60.27	39.73
8	23	2017	4	16	2,512	9.95	163	25,248	1,326	1,186	52.79	47.21
10	19	2017	5	17	2,511	9.95	164	25,248	1,522	989	60.61	39.39
8	4	2017	6	17	2,510	9.94	165	25,248	1,412	1,098	56.25	43.75
7	6	2017	5	18	2,509	9.94	166	25,248	1,400	1,109	55.80	44.20
5	4	2017	5	16	2,508	9.93	167	25,248	1,393	1,115	55.54	44.46
7	11	2017	3	16	2,508	9.93	168	25,248	1,358	1,150	54.15	45.85
5	12	2017	6	17	2,507	9.93	169	25,248	1,367	1,140	54.53	45.47

MO	DY	YR	DAY OF WK	HR	HR VOL	PERCENT OF AADT	HOUR NUMBER	AADT	EAST VOLUME	WEST VOLUME	PERCENT EAST IS OF TOTAL VOLUME	PERCENT WEST IS OF TOTAL VOLUME
7	31	2017	2	17	2,507	9.93	170	25,248	1,420	1,087	56.64	43.36
9	6	2017	4	16	2,507	9.93	171	25,248	1,354	1,153	54.01	45.99
10	27	2017	6	17	2,507	9.93	172	25,248	1,454	1,053	58.00	42.00
9	13	2017	4	16	2,506	9.93	173	25,248	1,356	1,150	54.11	45.89
7	17	2017	2	18	2,504	9.92	174	25,248	1,440	1,064	57.51	42.49
5	11	2017	5	16	2,501	9.91	175	25,248	1,412	1,089	56.46	43.54
11	16	2017	5	16	2,501	9.91	176	25,248	1,389	1,112	55.54	44.46
8	3	2017	5	18	2,498	9.89	177	25,248	1,463	1,035	58.57	41.43
8	31	2017	5	18	2,496	9.89	178	25,248	1,486	1,010	59.54	40.46
10	2	2017	2	16	2,496	9.89	179	25,248	1,357	1,139	54.37	45.63
11	3	2017	6	16	2,496	9.89	180	25,248	1,308	1,188	52.40	47.60
9	12	2017	3	16	2,495	9.88	181	25,248	1,337	1,158	53.59	46.41
8	14	2017	2	17	2,494	9.88	182	25,248	1,389	1,105	55.69	44.31
12	21	2017	5	17	2,494	9.88	183	25,248	1,466	1,028	58.78	41.22
4	27	2017	5	17	2,493	9.87	184	25,248	1,474	1,019	59.13	40.87
8	1	2017	3	17	2,492	9.87	185	25,248	1,473	1,019	59.11	40.89
12	1	2017	6	16	2,492	9.87	186	25,248	1,345	1,147	53.97	46.03
6	15	2017	5	16	2,489	9.86	187	25,248	1,337	1,152	53.72	46.28
5	10	2017	4	17	2,487	9.85	188	25,248	1,405	1,082	56.49	43.51
5	18	2017	5	16	2,487	9.85	189	25,248	1,361	1,126	54.72	45.28
9	22	2017	6	18	2,487	9.85	190	25,248	1,451	1,036	58.34	41.66
10	24	2017	3	16	2,487	9.85	191	25,248	1,315	1,172	52.87	47.13
2	17	2017	6	16	2,486	9.85	192	25,248	1,425	1,061	57.32	42.68
6	16	2017	6	18	2,486	9.85	193	25,248	1,447	1,039	58.21	41.79
5	11	2017	5	17	2,484	9.84	194	25,248	1,441	1,043	58.01	41.99
6	27	2017	3	16	2,484	9.84	195	25,248	1,338	1,146	53.86	46.14
9	27	2017	4	18	2,484	9.84	196	25,248	1,415	1,069	56.96	43.04
5	3	2017	4	16	2,483	9.83	197	25,248	1,393	1,090	56.10	43.90
7	13	2017	5	16	2,482	9.83	198	25,248	1,394	1,088	56.16	43.84
10	9	2017	2	16	2,479	9.82	199	25,248	1,337	1,142	53.93	46.07
10	17	2017	3	16	2,479	9.82	200	25,248	1,305	1,174	52.64	47.36



**AADT= 2,412      K 30 FACTOR= 13.14      K 100 FACTOR= 12.15      K 200 FACTOR= 11.28      D 30 FACTOR= 66.56**



MO	DY	YR	DAY OF WK	HR	HR VOL	PERCENT OF AADT	HOUR NUMBER	AADT	NORTH VOLUME	SOUTH VOLUME	PERCENT NORTH IS OF TOTAL VOLUME	PERCENT SOUTH IS OF TOTAL VOLUME
8	6	2017	1	14	397	16.46	1	2,412	184	213	46.35	53.65
9	4	2017	2	12	393	16.29	2	2,412	162	231	41.22	58.78
9	4	2017	2	13	391	16.21	3	2,412	151	240	38.62	61.38
9	4	2017	2	15	390	16.17	4	2,412	144	246	36.92	63.08
9	4	2017	2	14	383	15.88	5	2,412	136	247	35.51	64.49
9	4	2017	2	16	366	15.17	6	2,412	125	241	34.15	65.85
5	28	2017	1	17	365	15.13	7	2,412	106	259	29.04	70.96
9	2	2017	7	13	362	15.01	8	2,412	241	121	66.57	33.43
7	30	2017	1	13	354	14.68	9	2,412	143	211	40.40	59.60
6	25	2017	1	13	345	14.30	10	2,412	167	178	48.41	51.59
8	4	2017	6	15	344	14.26	11	2,412	176	168	51.16	48.84
9	3	2017	1	14	344	14.26	12	2,412	195	149	56.69	43.31
7	14	2017	6	16	341	14.14	13	2,412	135	206	39.59	60.41
7	3	2017	2	15	339	14.05	14	2,412	167	172	49.26	50.74
8	6	2017	1	12	336	13.93	15	2,412	142	194	42.26	57.74
9	3	2017	1	13	336	13.93	16	2,412	189	147	56.25	43.75

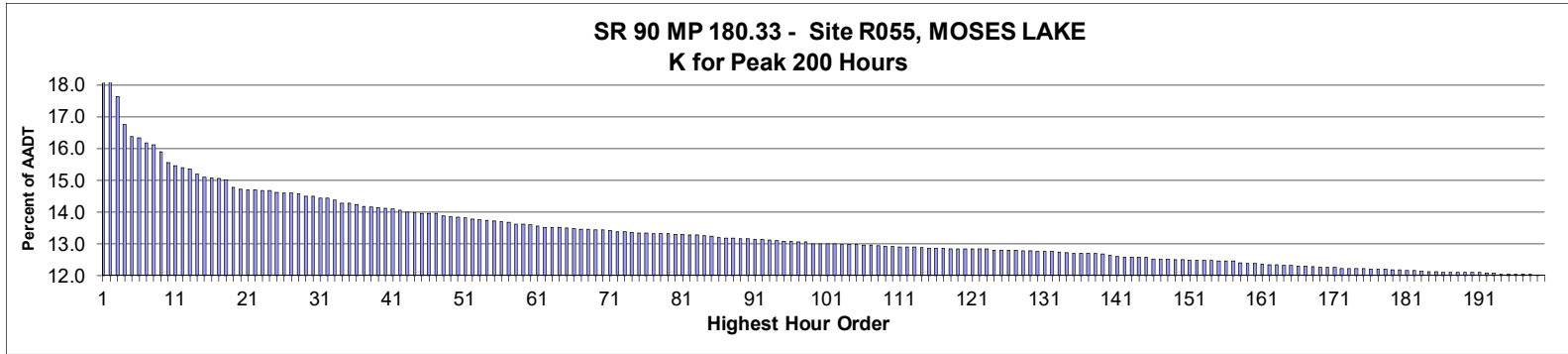
MO	DY	YR	DAY OF WK	HR	HR VOL	PERCENT OF AADT	HOUR NUMBER	AADT	NORTH VOLUME	SOUTH VOLUME	PERCENT NORTH IS OF TOTAL VOLUME	PERCENT SOUTH IS OF TOTAL VOLUME
8	6	2017	1	16	335	13.89	17	2,412	131	204	39.10	60.90
8	6	2017	1	13	330	13.68	18	2,412	146	184	44.24	55.76
8	27	2017	1	15	328	13.60	19	2,412	143	185	43.60	56.40
8	4	2017	6	14	327	13.56	20	2,412	160	167	48.93	51.07
9	2	2017	7	14	324	13.43	21	2,412	209	115	64.51	35.49
5	29	2017	2	13	322	13.35	22	2,412	103	219	31.99	68.01
5	29	2017	2	15	322	13.35	23	2,412	91	231	28.26	71.74
7	23	2017	1	13	322	13.35	24	2,412	165	157	51.24	48.76
8	4	2017	6	18	322	13.35	25	2,412	171	151	53.11	46.89
7	3	2017	2	13	321	13.31	26	2,412	175	146	54.52	45.48
7	3	2017	2	16	321	13.31	27	2,412	138	183	42.99	57.01
7	9	2017	1	13	321	13.31	28	2,412	146	175	45.48	54.52
8	2	2017	4	14	320	13.27	29	2,412	171	149	53.44	46.56
9	3	2017	1	12	317	13.14	30	2,412	211	106	66.56	33.44
9	8	2017	6	17	316	13.10	31	2,412	140	176	44.30	55.70
9	15	2017	6	16	315	13.06	32	2,412	127	188	40.32	59.68
8	11	2017	6	14	314	13.02	33	2,412	155	159	49.36	50.64
8	20	2017	1	16	314	13.02	34	2,412	90	224	28.66	71.34
9	4	2017	2	17	314	13.02	35	2,412	95	219	30.25	69.75
5	29	2017	2	12	313	12.98	36	2,412	111	202	35.46	64.54
8	4	2017	6	13	313	12.98	37	2,412	160	153	51.12	48.88
9	1	2017	6	15	312	12.94	38	2,412	147	165	47.12	52.88
8	3	2017	5	13	311	12.89	39	2,412	181	130	58.20	41.80
9	2	2017	7	12	311	12.89	40	2,412	213	98	68.49	31.51
5	28	2017	1	12	310	12.85	41	2,412	203	107	65.48	34.52
5	29	2017	2	14	310	12.85	42	2,412	82	228	26.45	73.55
6	25	2017	1	14	310	12.85	43	2,412	150	160	48.39	51.61
8	3	2017	5	16	310	12.85	44	2,412	136	174	43.87	56.13
9	3	2017	1	16	310	12.85	45	2,412	120	190	38.71	61.29
5	27	2017	7	14	309	12.81	46	2,412	216	93	69.90	30.10
8	27	2017	1	13	309	12.81	47	2,412	150	159	48.54	51.46
7	30	2017	1	15	308	12.77	48	2,412	127	181	41.23	58.77
8	13	2017	1	14	307	12.73	49	2,412	130	177	42.35	57.65
9	3	2017	1	15	307	12.73	50	2,412	156	151	50.81	49.19
9	15	2017	6	15	306	12.69	51	2,412	120	186	39.22	60.78
6	25	2017	1	15	305	12.65	52	2,412	149	156	48.85	51.15
7	21	2017	6	16	305	12.65	53	2,412	139	166	45.57	54.43
7	29	2017	7	16	305	12.65	54	2,412	158	147	51.80	48.20
7	23	2017	1	14	304	12.60	55	2,412	149	155	49.01	50.99
7	30	2017	1	14	304	12.60	56	2,412	132	172	43.42	56.58
8	2	2017	4	15	304	12.60	57	2,412	152	152	50.00	50.00
8	17	2017	5	15	304	12.60	58	2,412	131	173	43.09	56.91
9	2	2017	7	16	303	12.56	59	2,412	177	126	58.42	41.58
7	23	2017	1	15	302	12.52	60	2,412	146	156	48.34	51.66
7	30	2017	1	12	302	12.52	61	2,412	128	174	42.38	57.62
8	27	2017	1	12	302	12.52	62	2,412	138	164	45.70	54.30
9	11	2017	2	17	302	12.52	63	2,412	107	195	35.43	64.57
7	1	2017	7	12	301	12.48	64	2,412	187	114	62.13	37.87
7	28	2017	6	14	301	12.48	65	2,412	158	143	52.49	47.51
8	13	2017	1	11	301	12.48	66	2,412	133	168	44.19	55.81
8	13	2017	1	16	301	12.48	67	2,412	121	180	40.20	59.80

MO	DY	YR	DAY OF WK	HR	HR VOL	PERCENT OF AADT	HOUR NUMBER	AADT	NORTH VOLUME	SOUTH VOLUME	PERCENT NORTH IS OF TOTAL VOLUME	PERCENT SOUTH IS OF TOTAL VOLUME
9	1	2017	6	16	301	12.48	68	2,412	154	147	51.16	48.84
6	25	2017	1	16	300	12.44	69	2,412	108	192	36.00	64.00
8	20	2017	1	13	300	12.44	70	2,412	126	174	42.00	58.00
5	29	2017	2	16	299	12.40	71	2,412	67	232	22.41	77.59
7	16	2017	1	13	299	12.40	72	2,412	140	159	46.82	53.18
8	13	2017	1	13	299	12.40	73	2,412	137	162	45.82	54.18
9	2	2017	7	11	299	12.40	74	2,412	201	98	67.22	32.78
5	28	2017	1	16	298	12.35	75	2,412	99	199	33.22	66.78
7	30	2017	1	16	298	12.35	76	2,412	108	190	36.24	63.76
8	3	2017	5	17	298	12.35	77	2,412	138	160	46.31	53.69
8	10	2017	5	14	298	12.35	78	2,412	135	163	45.30	54.70
8	25	2017	6	16	298	12.35	79	2,412	130	168	43.62	56.38
9	4	2017	2	18	298	12.35	80	2,412	72	226	24.16	75.84
9	11	2017	2	16	298	12.35	81	2,412	118	180	39.60	60.40
6	30	2017	6	16	297	12.31	82	2,412	130	167	43.77	56.23
7	3	2017	2	17	297	12.31	83	2,412	111	186	37.37	62.63
7	9	2017	1	15	297	12.31	84	2,412	113	184	38.05	61.95
8	11	2017	6	12	297	12.31	85	2,412	125	172	42.09	57.91
8	13	2017	1	12	297	12.31	86	2,412	101	196	34.01	65.99
8	18	2017	6	16	297	12.31	87	2,412	129	168	43.43	56.57
8	1	2017	3	16	296	12.27	88	2,412	141	155	47.64	52.36
9	1	2017	6	14	296	12.27	89	2,412	135	161	45.61	54.39
9	17	2017	1	13	296	12.27	90	2,412	89	207	30.07	69.93
8	4	2017	6	16	295	12.23	91	2,412	153	142	51.86	48.14
8	10	2017	5	17	295	12.23	92	2,412	111	184	37.63	62.37
9	14	2017	5	15	295	12.23	93	2,412	127	168	43.05	56.95
7	16	2017	1	15	294	12.19	94	2,412	124	170	42.18	57.82
8	13	2017	1	15	294	12.19	95	2,412	118	176	40.14	59.86
8	14	2017	2	16	294	12.19	96	2,412	128	166	43.54	56.46
8	20	2017	1	12	294	12.19	97	2,412	114	180	38.78	61.22
8	23	2017	4	16	294	12.19	98	2,412	118	176	40.14	59.86
5	27	2017	7	12	293	12.15	99	2,412	210	83	71.67	28.33
7	14	2017	6	13	293	12.15	100	2,412	149	144	50.85	49.15
7	28	2017	6	15	293	12.15	101	2,412	135	158	46.08	53.92
8	6	2017	1	15	293	12.15	102	2,412	136	157	46.42	53.58
9	2	2017	7	17	293	12.15	103	2,412	147	146	50.17	49.83
7	14	2017	6	15	292	12.11	104	2,412	144	148	49.32	50.68
7	16	2017	1	14	292	12.11	105	2,412	133	159	45.55	54.45
8	24	2017	5	17	292	12.11	106	2,412	129	163	44.18	55.82
9	2	2017	7	15	292	12.11	107	2,412	191	101	65.41	34.59
6	24	2017	7	14	291	12.06	108	2,412	172	119	59.11	40.89
8	11	2017	6	13	291	12.06	109	2,412	138	153	47.42	52.58
8	11	2017	6	15	291	12.06	110	2,412	121	170	41.58	58.42
8	18	2017	6	18	291	12.06	111	2,412	161	130	55.33	44.67
8	20	2017	1	14	291	12.06	112	2,412	115	176	39.52	60.48
7	28	2017	6	16	290	12.02	113	2,412	137	153	47.24	52.76
7	29	2017	7	13	290	12.02	114	2,412	181	109	62.41	37.59
9	3	2017	1	17	290	12.02	115	2,412	101	189	34.83	65.17
5	28	2017	1	15	289	11.98	116	2,412	138	151	47.75	52.25
6	24	2017	7	17	289	11.98	117	2,412	126	163	43.60	56.40
7	27	2017	5	17	289	11.98	118	2,412	104	185	35.99	64.01

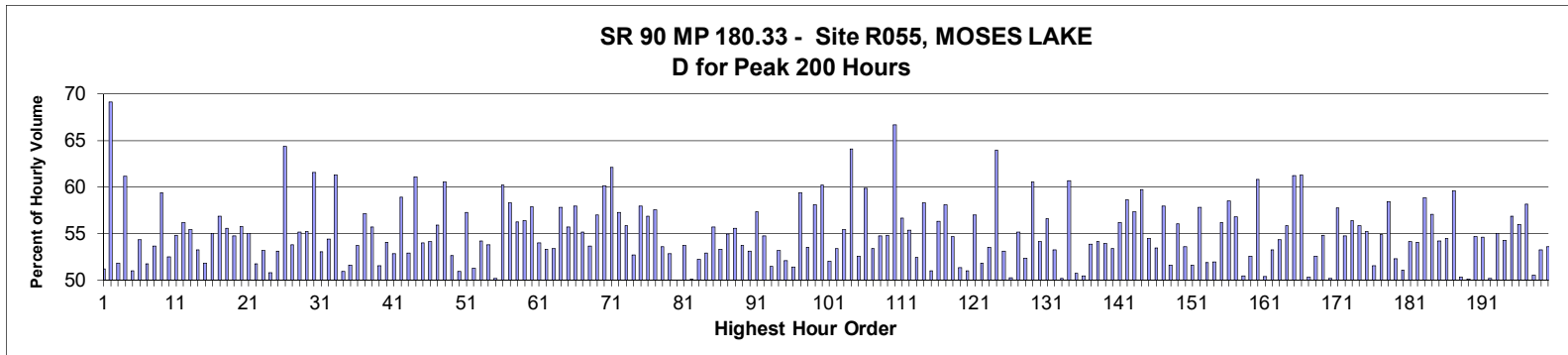
MO	DY	YR	DAY OF WK	HR	HR VOL	PERCENT OF AADT	HOUR NUMBER	AADT	NORTH VOLUME	SOUTH VOLUME	PERCENT NORTH IS OF TOTAL VOLUME	PERCENT SOUTH IS OF TOTAL VOLUME
8	5	2017	7	16	289	11.98	119	2,412	133	156	46.02	53.98
9	1	2017	6	13	289	11.98	120	2,412	140	149	48.44	51.56
9	1	2017	6	17	289	11.98	121	2,412	159	130	55.02	44.98
5	27	2017	7	11	288	11.94	122	2,412	203	85	70.49	29.51
6	24	2017	7	12	288	11.94	123	2,412	181	107	62.85	37.15
7	21	2017	6	15	288	11.94	124	2,412	111	177	38.54	61.46
7	27	2017	5	16	288	11.94	125	2,412	128	160	44.44	55.56
8	9	2017	4	14	288	11.94	126	2,412	131	157	45.49	54.51
8	12	2017	7	12	288	11.94	127	2,412	172	116	59.72	40.28
8	27	2017	1	16	288	11.94	128	2,412	117	171	40.63	59.38
9	8	2017	6	15	288	11.94	129	2,412	129	159	44.79	55.21
5	28	2017	1	18	287	11.90	130	2,412	72	215	25.09	74.91
7	24	2017	2	13	287	11.90	131	2,412	159	128	55.40	44.60
8	2	2017	4	16	287	11.90	132	2,412	136	151	47.39	52.61
8	3	2017	5	14	287	11.90	133	2,412	139	148	48.43	51.57
8	6	2017	1	17	287	11.90	134	2,412	98	189	34.15	65.85
8	27	2017	1	14	287	11.90	135	2,412	142	145	49.48	50.52
9	29	2017	6	16	287	11.90	136	2,412	118	169	41.11	58.89
7	7	2017	6	16	286	11.86	137	2,412	126	160	44.06	55.94
7	24	2017	2	16	286	11.86	138	2,412	130	156	45.45	54.55
6	24	2017	7	16	285	11.82	139	2,412	128	157	44.91	55.09
6	30	2017	6	15	285	11.82	140	2,412	135	150	47.37	52.63
7	2	2017	1	18	285	11.82	141	2,412	96	189	33.68	66.32
7	7	2017	6	15	284	11.77	142	2,412	145	139	51.06	48.94
7	16	2017	1	12	284	11.77	143	2,412	133	151	46.83	53.17
8	18	2017	6	17	284	11.77	144	2,412	130	154	45.77	54.23
6	25	2017	1	12	283	11.73	145	2,412	144	139	50.88	49.12
7	9	2017	1	14	283	11.73	146	2,412	127	156	44.88	55.12
8	9	2017	4	16	283	11.73	147	2,412	114	169	40.28	59.72
8	11	2017	6	18	283	11.73	148	2,412	164	119	57.95	42.05
8	19	2017	7	12	283	11.73	149	2,412	146	137	51.59	48.41
9	3	2017	1	11	283	11.73	150	2,412	179	104	63.25	36.75
9	3	2017	1	19	283	11.73	151	2,412	68	215	24.03	75.97
7	28	2017	6	18	282	11.69	152	2,412	144	138	51.06	48.94
8	7	2017	2	17	282	11.69	153	2,412	114	168	40.43	59.57
8	27	2017	1	17	282	11.69	154	2,412	94	188	33.33	66.67
9	8	2017	6	16	282	11.69	155	2,412	139	143	49.29	50.71
6	23	2017	6	15	281	11.65	156	2,412	122	159	43.42	56.58
7	29	2017	7	12	281	11.65	157	2,412	172	109	61.21	38.79
8	2	2017	4	17	281	11.65	158	2,412	116	165	41.28	58.72
8	2	2017	4	12	280	11.61	159	2,412	149	131	53.21	46.79
8	12	2017	7	15	280	11.61	160	2,412	141	139	50.36	49.64
8	18	2017	6	15	280	11.61	161	2,412	110	170	39.29	60.71
7	4	2017	3	13	279	11.57	162	2,412	121	158	43.37	56.63
7	17	2017	2	13	279	11.57	163	2,412	137	142	49.10	50.90
6	25	2017	1	18	278	11.53	164	2,412	79	199	28.42	71.58
7	7	2017	6	17	278	11.53	165	2,412	127	151	45.68	54.32
8	1	2017	3	15	278	11.53	166	2,412	136	142	48.92	51.08
8	3	2017	5	15	278	11.53	167	2,412	150	128	53.96	46.04
5	27	2017	7	15	277	11.48	168	2,412	175	102	63.18	36.82
5	28	2017	1	13	277	11.48	169	2,412	173	104	62.45	37.55



MO	DY	YR	DAY OF WK	HR	HR VOL	PERCENT OF AADT	HOUR NUMBER	AADT	NORTH VOLUME	SOUTH VOLUME	PERCENT	PERCENT
											NORTH IS OF TOTAL VOLUME	SOUTH IS OF TOTAL VOLUME
6	23	2017	6	14	277	11.48	170	2,412	142	135	51.26	48.74
6	23	2017	6	17	277	11.48	171	2,412	145	132	52.35	47.65
7	16	2017	1	16	277	11.48	172	2,412	102	175	36.82	63.18
7	20	2017	5	16	277	11.48	173	2,412	118	159	42.60	57.40
7	28	2017	6	13	277	11.48	174	2,412	129	148	46.57	53.43
8	4	2017	6	11	277	11.48	175	2,412	153	124	55.23	44.77
8	9	2017	4	12	277	11.48	176	2,412	123	154	44.40	55.60
5	28	2017	1	14	276	11.44	177	2,412	159	117	57.61	42.39
7	2	2017	1	16	276	11.44	178	2,412	126	150	45.65	54.35
7	28	2017	6	17	276	11.44	179	2,412	127	149	46.01	53.99
8	7	2017	2	13	276	11.44	180	2,412	139	137	50.36	49.64
8	18	2017	6	14	276	11.44	181	2,412	127	149	46.01	53.99
7	22	2017	7	17	275	11.40	182	2,412	117	158	42.55	57.45
8	5	2017	7	12	275	11.40	183	2,412	148	127	53.82	46.18
8	25	2017	6	15	275	11.40	184	2,412	126	149	45.82	54.18
8	27	2017	1	18	275	11.40	185	2,412	84	191	30.55	69.45
9	15	2017	6	14	275	11.40	186	2,412	118	157	42.91	57.09
7	21	2017	6	14	274	11.36	187	2,412	145	129	52.92	47.08
8	11	2017	6	16	274	11.36	188	2,412	129	145	47.08	52.92
8	20	2017	1	17	274	11.36	189	2,412	85	189	31.02	68.98
8	28	2017	2	17	274	11.36	190	2,412	115	159	41.97	58.03
9	15	2017	6	17	274	11.36	191	2,412	131	143	47.81	52.19
7	23	2017	1	12	273	11.32	192	2,412	126	147	46.15	53.85
8	16	2017	4	15	273	11.32	193	2,412	121	152	44.32	55.68
8	25	2017	6	12	273	11.32	194	2,412	117	156	42.86	57.14
9	1	2017	6	18	273	11.32	195	2,412	151	122	55.31	44.69
7	2	2017	1	14	272	11.28	196	2,412	154	118	56.62	43.38
7	31	2017	2	14	272	11.28	197	2,412	137	135	50.37	49.63
8	4	2017	6	12	272	11.28	198	2,412	117	155	43.01	56.99
8	10	2017	5	16	272	11.28	199	2,412	129	143	47.43	52.57
9	8	2017	6	14	272	11.28	200	2,412	121	151	44.49	55.51



**AADT= 12,231      K 30 FACTOR= 14.45      K 100 FACTOR= 12.95      K 200 FACTOR= 11.95      D 30 FACTOR= 61.57**



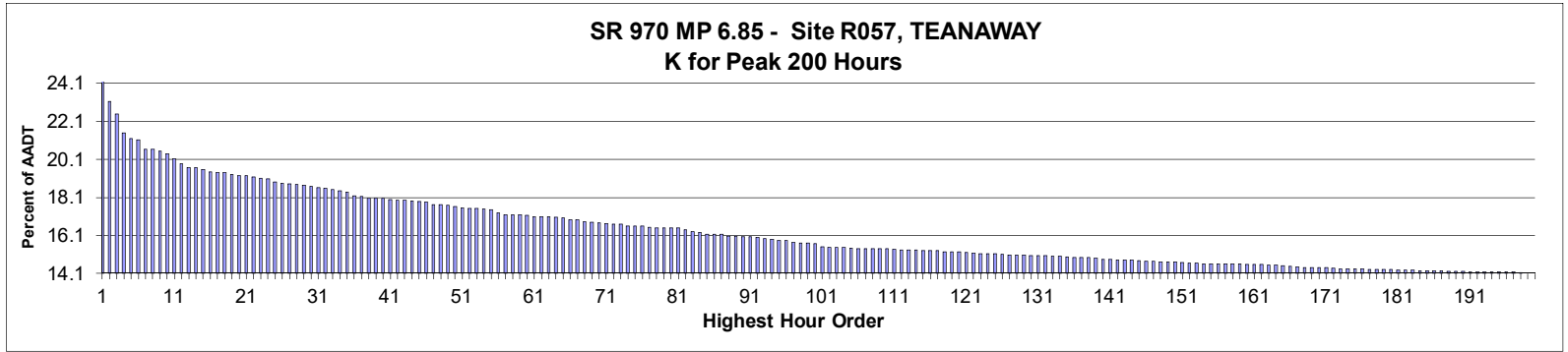
MO	DY	YR	DAY OF WK	HR	HR VOL	PERCENT OF AADT	HOUR NUMBER	AADT	EAST VOLUME	WEST VOLUME	PERCENT EAST IS OF TOTAL VOLUME	PERCENT WEST IS OF TOTAL VOLUME
8	13	2017	1	14	2,270	18.56	1	12,231	1,162	1,108	51.19	48.81
8	27	2017	1	13	2,270	18.56	2	12,231	700	1,570	30.84	69.16
11	26	2017	1	14	2,151	17.59	3	12,231	1,115	1,036	51.84	48.16
8	27	2017	1	14	2,043	16.70	4	12,231	793	1,250	38.82	61.18
8	13	2017	1	15	1,997	16.33	5	12,231	979	1,018	49.02	50.98
8	13	2017	1	13	1,991	16.28	6	12,231	909	1,082	45.66	54.34
11	26	2017	1	13	1,973	16.13	7	12,231	952	1,021	48.25	51.75
11	26	2017	1	15	1,964	16.06	8	12,231	1,054	910	53.67	46.33
8	27	2017	1	15	1,937	15.84	9	12,231	786	1,151	40.58	59.42
8	13	2017	1	16	1,897	15.51	10	12,231	901	996	47.50	52.50
11	26	2017	1	16	1,885	15.41	11	12,231	1,033	852	54.80	45.20
8	20	2017	1	13	1,877	15.35	12	12,231	823	1,054	43.85	56.15
8	20	2017	1	15	1,872	15.31	13	12,231	834	1,038	44.55	55.45
8	6	2017	1	14	1,853	15.15	14	12,231	866	987	46.74	53.26
8	6	2017	1	15	1,841	15.05	15	12,231	887	954	48.18	51.82
6	25	2017	1	14	1,838	15.03	16	12,231	827	1,011	44.99	55.01



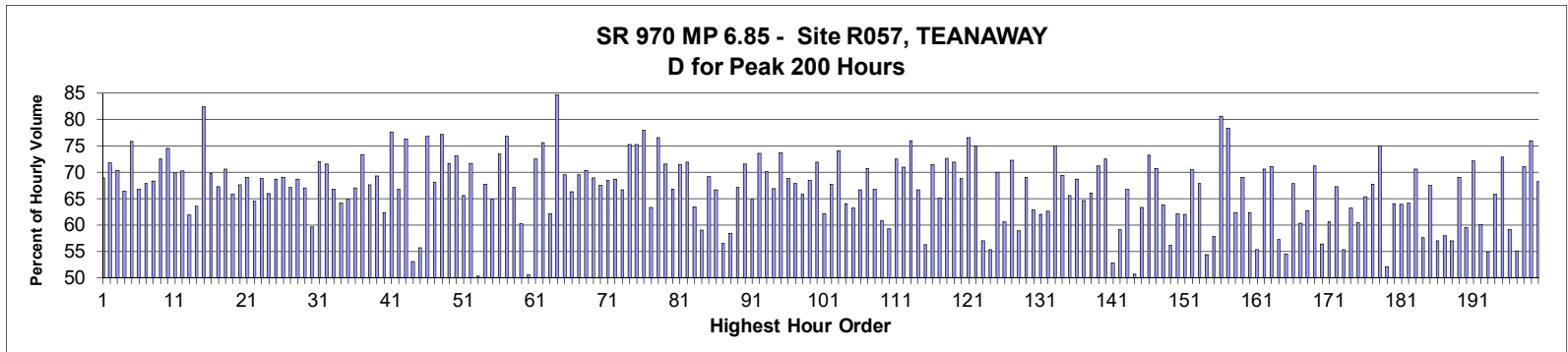




MO	DY	YR	DAY OF WK	HR	HR VOL	PERCENT OF AADT	HOUR NUMBER	AADT	EAST VOLUME	WEST VOLUME	PERCENT EAST IS OF TOTAL VOLUME	PERCENT WEST IS OF TOTAL VOLUME
9	15	2017	6	16	1,494	12.21	170	12,231	750	744	50.20	49.80
7	21	2017	6	11	1,493	12.21	171	12,231	631	862	42.26	57.74
8	11	2017	6	17	1,490	12.18	172	12,231	816	674	54.77	45.23
9	1	2017	6	16	1,489	12.17	173	12,231	840	649	56.41	43.59
10	6	2017	6	16	1,489	12.17	174	12,231	831	658	55.81	44.19
10	15	2017	1	17	1,489	12.17	175	12,231	667	822	44.80	55.20
6	16	2017	6	13	1,487	12.16	176	12,231	766	721	51.51	48.49
9	24	2017	1	14	1,487	12.16	177	12,231	671	816	45.12	54.88
10	15	2017	1	16	1,487	12.16	178	12,231	618	869	41.56	58.44
5	29	2017	2	17	1,485	12.14	179	12,231	709	776	47.74	52.26
6	30	2017	6	12	1,485	12.14	180	12,231	758	727	51.04	48.96
4	23	2017	1	16	1,482	12.12	181	12,231	680	802	45.88	54.12
9	24	2017	1	15	1,482	12.12	182	12,231	681	801	45.95	54.05
4	9	2017	1	19	1,479	12.09	183	12,231	609	870	41.18	58.82
7	9	2017	1	17	1,478	12.08	184	12,231	634	844	42.90	57.10
9	17	2017	1	14	1,477	12.08	185	12,231	676	801	45.77	54.23
4	7	2017	6	13	1,475	12.06	186	12,231	804	671	54.51	45.49
5	29	2017	2	13	1,475	12.06	187	12,231	596	879	40.41	59.59
9	15	2017	6	17	1,475	12.06	188	12,231	733	742	49.69	50.31
5	26	2017	6	15	1,474	12.05	189	12,231	735	739	49.86	50.14
7	21	2017	6	18	1,474	12.05	190	12,231	668	806	45.32	54.68
7	30	2017	1	17	1,474	12.05	191	12,231	669	805	45.39	54.61
7	31	2017	2	14	1,473	12.04	192	12,231	734	739	49.83	50.17
8	13	2017	1	18	1,471	12.03	193	12,231	662	809	45.00	55.00
4	2	2017	1	14	1,468	12.00	194	12,231	671	797	45.71	54.29
4	7	2017	6	15	1,468	12.00	195	12,231	835	633	56.88	43.12
3	26	2017	1	16	1,467	11.99	196	12,231	646	821	44.04	55.96
4	9	2017	1	13	1,467	11.99	197	12,231	614	853	41.85	58.15
8	4	2017	6	17	1,467	11.99	198	12,231	741	726	50.51	49.49
8	25	2017	6	16	1,465	11.98	199	12,231	780	685	53.24	46.76
8	25	2017	6	12	1,462	11.95	200	12,231	679	783	46.44	53.56



AADT= 5,128      K 30 FACTOR= 18.64      K 100 FACTOR= 15.64      K 200 FACTOR= 14.06      D 30 FACTOR= 59.62



MO	DY	YR	DAY OF WK	HR	HR VOL	PERCENT OF AADT	HOUR NUMBER	AADT	EAST VOLUME	WEST VOLUME	PERCENT EAST IS OF TOTAL VOLUME	PERCENT WEST IS OF TOTAL VOLUME
8	13	2017	1	13	1,308	25.51	1	5,128	406	902	31.04	68.96
8	13	2017	1	12	1,186	23.13	2	5,128	335	851	28.25	71.75
8	13	2017	1	14	1,152	22.46	3	5,128	342	810	29.69	70.31
7	23	2017	1	13	1,101	21.47	4	5,128	370	731	33.61	66.39
10	15	2017	1	15	1,085	21.16	5	5,128	262	823	24.15	75.85
8	13	2017	1	15	1,082	21.10	6	5,128	359	723	33.18	66.82
7	23	2017	1	15	1,057	20.61	7	5,128	340	717	32.17	67.83
8	27	2017	1	14	1,056	20.59	8	5,128	334	722	31.63	68.37
10	15	2017	1	13	1,052	20.51	9	5,128	289	763	27.47	72.53
10	15	2017	1	14	1,044	20.36	10	5,128	266	778	25.48	74.52
8	27	2017	1	13	1,031	20.11	11	5,128	311	720	30.16	69.84
8	13	2017	1	11	1,017	19.83	12	5,128	302	715	29.70	70.30
7	16	2017	1	14	1,007	19.64	13	5,128	384	623	38.13	61.87
8	13	2017	1	16	1,007	19.64	14	5,128	367	640	36.44	63.56
5	29	2017	2	12	1,001	19.52	15	5,128	176	825	17.58	82.42
6	25	2017	1	16	995	19.40	16	5,128	301	694	30.25	69.75

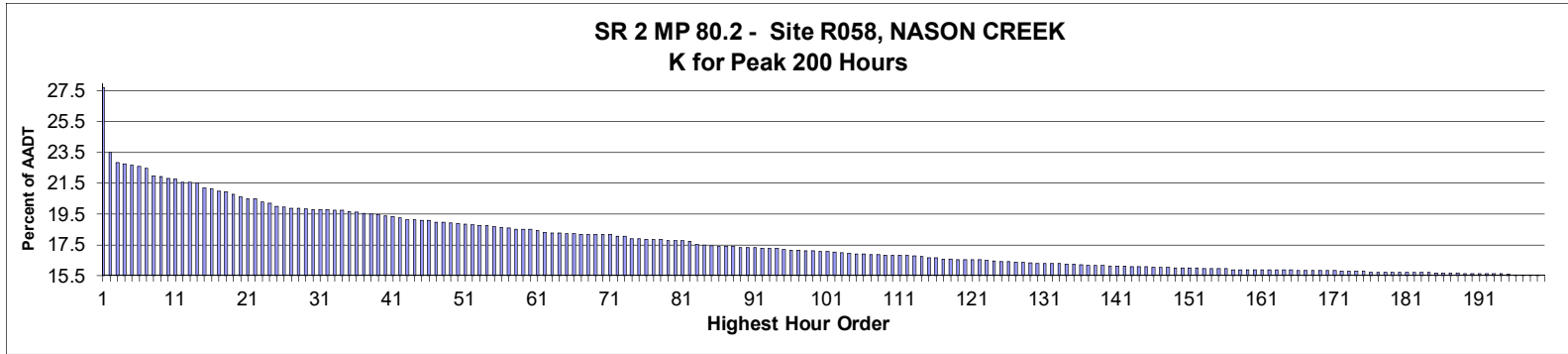




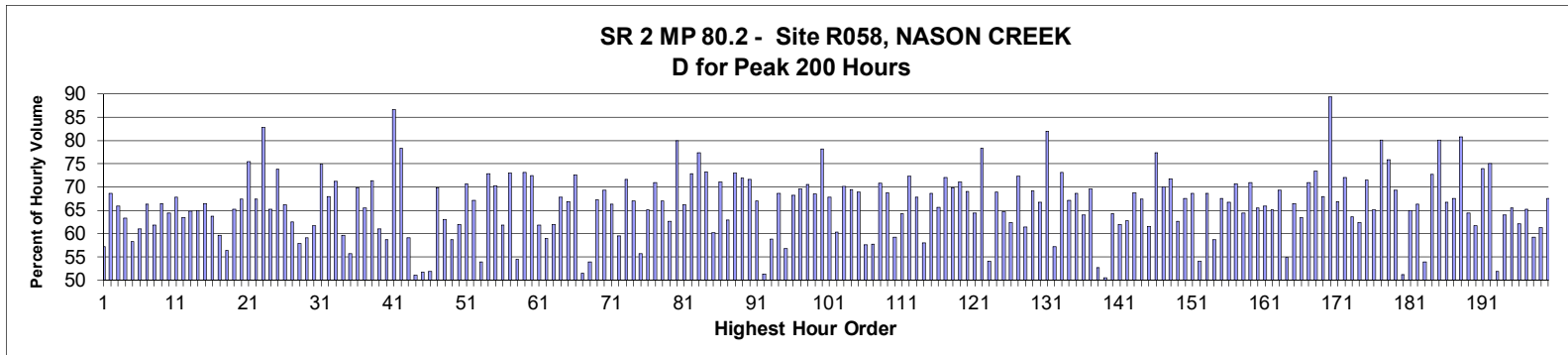
MO	DY	YR	DAY OF WK	HR	HR VOL	PERCENT OF AADT	HOUR NUMBER	AADT	EAST VOLUME	WEST VOLUME	PERCENT EAST IS OF TOTAL VOLUME	PERCENT WEST IS OF TOTAL VOLUME
7	9	2017	1	16	860	16.77	68	5,128	255	605	29.65	70.35
8	6	2017	1	12	859	16.75	69	5,128	267	592	31.08	68.92
7	1	2017	7	12	858	16.73	70	5,128	579	279	67.48	32.52
7	9	2017	1	17	856	16.69	71	5,128	270	586	31.54	68.46
12	23	2017	7	14	854	16.65	72	5,128	587	267	68.74	31.26
12	23	2017	7	15	854	16.65	73	5,128	569	285	66.63	33.37
6	4	2017	1	14	849	16.56	74	5,128	210	639	24.73	75.27
5	27	2017	7	11	848	16.54	75	5,128	638	210	75.24	24.76
9	4	2017	2	13	848	16.54	76	5,128	187	661	22.05	77.95
7	30	2017	1	15	845	16.48	77	5,128	310	535	36.69	63.31
6	4	2017	1	16	844	16.46	78	5,128	198	646	23.46	76.54
6	18	2017	1	15	844	16.46	79	5,128	240	604	28.44	71.56
6	25	2017	1	12	844	16.46	80	5,128	280	564	33.18	66.82
6	4	2017	1	12	843	16.44	81	5,128	241	602	28.59	71.41
10	1	2017	1	14	838	16.34	82	5,128	235	603	28.04	71.96
7	30	2017	1	16	833	16.24	83	5,128	305	528	36.61	63.39
7	22	2017	7	12	832	16.22	84	5,128	491	341	59.01	40.99
7	1	2017	7	13	827	16.13	85	5,128	572	255	69.17	30.83
7	1	2017	7	15	827	16.13	86	5,128	551	276	66.63	33.37
12	17	2017	1	12	826	16.11	87	5,128	359	467	43.46	56.54
7	2	2017	1	16	822	16.03	88	5,128	342	480	41.61	58.39
7	23	2017	1	11	822	16.03	89	5,128	270	552	32.85	67.15
5	27	2017	7	12	820	15.99	90	5,128	587	233	71.59	28.41
7	23	2017	1	16	820	15.99	91	5,128	288	532	35.12	64.88
5	21	2017	1	15	818	15.95	92	5,128	216	602	26.41	73.59
10	8	2017	1	14	815	15.89	93	5,128	243	572	29.82	70.18
6	11	2017	1	13	813	15.85	94	5,128	269	544	33.09	66.91
5	29	2017	2	14	810	15.80	95	5,128	213	597	26.30	73.70
6	18	2017	1	17	810	15.80	96	5,128	253	557	31.23	68.77
6	11	2017	1	14	805	15.70	97	5,128	259	546	32.17	67.83
7	1	2017	7	11	803	15.66	98	5,128	529	274	65.88	34.12
7	1	2017	7	14	803	15.66	99	5,128	550	253	68.49	31.51
5	21	2017	1	17	802	15.64	100	5,128	225	577	28.05	71.95
8	5	2017	7	12	793	15.46	101	5,128	493	300	62.17	37.83
12	23	2017	7	12	791	15.43	102	5,128	536	255	67.76	32.24
5	21	2017	1	14	790	15.41	103	5,128	205	585	25.95	74.05
8	27	2017	1	16	790	15.41	104	5,128	284	506	35.95	64.05
8	6	2017	1	16	789	15.39	105	5,128	290	499	36.76	63.24
6	11	2017	1	15	788	15.37	106	5,128	263	525	33.38	66.62
6	25	2017	1	11	788	15.37	107	5,128	231	557	29.31	70.69
10	6	2017	6	15	788	15.37	108	5,128	526	262	66.75	33.25
7	22	2017	7	11	787	15.35	109	5,128	479	308	60.86	39.14
8	12	2017	7	12	787	15.35	110	5,128	466	321	59.21	40.79
9	17	2017	1	13	786	15.33	111	5,128	216	570	27.48	72.52
5	7	2017	1	15	785	15.31	112	5,128	228	557	29.04	70.96
6	4	2017	1	15	785	15.31	113	5,128	189	596	24.08	75.92
8	11	2017	6	16	785	15.31	114	5,128	523	262	66.62	33.38
7	28	2017	6	14	783	15.27	115	5,128	441	342	56.32	43.68
6	25	2017	1	17	782	15.25	116	5,128	223	559	28.52	71.48
8	11	2017	6	15	782	15.25	117	5,128	509	273	65.09	34.91
12	16	2017	7	13	780	15.21	118	5,128	567	213	72.69	27.31

MO	DY	YR	DAY OF WK	HR	HR VOL	PERCENT OF AADT	HOUR NUMBER	AADT	EAST VOLUME	WEST VOLUME	PERCENT EAST IS OF TOTAL VOLUME	PERCENT WEST IS OF TOTAL VOLUME
5	21	2017	1	16	779	15.19	119	5,128	219	560	28.11	71.89
10	6	2017	6	18	779	15.19	120	5,128	536	243	68.81	31.19
5	29	2017	2	15	778	15.17	121	5,128	182	596	23.39	76.61
10	15	2017	1	18	776	15.13	122	5,128	194	582	25.00	75.00
8	11	2017	6	13	774	15.09	123	5,128	441	333	56.98	43.02
8	12	2017	7	14	774	15.09	124	5,128	428	346	55.30	44.70
10	1	2017	1	16	774	15.09	125	5,128	232	542	29.97	70.03
8	12	2017	7	13	773	15.07	126	5,128	468	305	60.54	39.46
5	21	2017	1	13	771	15.04	127	5,128	214	557	27.76	72.24
7	21	2017	6	14	770	15.02	128	5,128	454	316	58.96	41.04
10	14	2017	7	12	770	15.02	129	5,128	532	238	69.09	30.91
12	30	2017	7	13	769	15.00	130	5,128	483	286	62.81	37.19
12	30	2017	7	14	769	15.00	131	5,128	477	292	62.03	37.97
8	11	2017	6	14	768	14.98	132	5,128	481	287	62.63	37.37
5	27	2017	7	13	767	14.96	133	5,128	575	192	74.97	25.03
7	16	2017	1	18	767	14.96	134	5,128	235	532	30.64	69.36
10	22	2017	1	15	765	14.92	135	5,128	263	502	34.38	65.62
8	11	2017	6	17	764	14.90	136	5,128	525	239	68.72	31.28
6	25	2017	1	18	763	14.88	137	5,128	270	493	35.39	64.61
7	9	2017	1	11	763	14.88	138	5,128	259	504	33.94	66.06
9	17	2017	1	12	762	14.86	139	5,128	219	543	28.74	71.26
6	11	2017	1	16	759	14.80	140	5,128	209	550	27.54	72.46
12	26	2017	3	14	759	14.80	141	5,128	358	401	47.17	52.83
7	29	2017	7	13	758	14.78	142	5,128	448	310	59.10	40.90
8	20	2017	1	11	758	14.78	143	5,128	252	506	33.25	66.75
12	17	2017	1	13	757	14.76	144	5,128	384	373	50.73	49.27
8	13	2017	1	18	755	14.72	145	5,128	277	478	36.69	63.31
5	7	2017	1	16	754	14.70	146	5,128	202	552	26.79	73.21
6	11	2017	1	17	754	14.70	147	5,128	221	533	29.31	70.69
6	23	2017	6	17	752	14.66	148	5,128	480	272	63.83	36.17
7	22	2017	7	15	752	14.66	149	5,128	422	330	56.12	43.88
7	16	2017	1	17	751	14.65	150	5,128	284	467	37.82	62.18
7	15	2017	7	13	750	14.63	151	5,128	465	285	62.00	38.00
1	2	2017	2	14	748	14.59	152	5,128	221	527	29.55	70.45
5	7	2017	1	14	748	14.59	153	5,128	240	508	32.09	67.91
7	29	2017	7	12	747	14.57	154	5,128	406	341	54.35	45.65
8	25	2017	6	14	747	14.57	155	5,128	432	315	57.83	42.17
9	4	2017	2	11	747	14.57	156	5,128	145	602	19.41	80.59
12	16	2017	7	12	747	14.57	157	5,128	585	162	78.31	21.69
12	23	2017	7	16	747	14.57	158	5,128	466	281	62.38	37.62
7	14	2017	6	15	746	14.55	159	5,128	515	231	69.03	30.97
7	8	2017	7	12	745	14.53	160	5,128	465	280	62.42	37.58
8	20	2017	1	17	745	14.53	161	5,128	333	412	44.70	55.30
12	16	2017	7	14	745	14.53	162	5,128	526	219	70.60	29.40
9	1	2017	6	15	744	14.51	163	5,128	529	215	71.10	28.90
7	22	2017	7	13	743	14.49	164	5,128	425	318	57.20	42.80
8	25	2017	6	13	741	14.45	165	5,128	404	337	54.52	45.48
7	14	2017	6	16	740	14.43	166	5,128	502	238	67.84	32.16
12	10	2017	1	13	739	14.41	167	5,128	293	446	39.65	60.35
7	8	2017	7	11	737	14.37	168	5,128	462	275	62.69	37.31
7	14	2017	6	17	737	14.37	169	5,128	525	212	71.23	28.77

MO	DY	YR	DAY OF WK	HR	HR VOL	PERCENT OF AADT	HOUR NUMBER	AADT	EAST VOLUME	WEST VOLUME	PERCENT EAST IS OF TOTAL VOLUME	PERCENT WEST IS OF TOTAL VOLUME
7	15	2017	7	14	737	14.37	170	5,128	416	321	56.45	43.55
12	3	2017	1	13	736	14.35	171	5,128	290	446	39.40	60.60
9	24	2017	1	13	735	14.33	172	5,128	241	494	32.79	67.21
8	26	2017	7	13	734	14.31	173	5,128	406	328	55.31	44.69
10	15	2017	1	11	734	14.31	174	5,128	270	464	36.78	63.22
12	30	2017	7	12	734	14.31	175	5,128	444	290	60.49	39.51
9	24	2017	1	12	733	14.29	176	5,128	254	479	34.65	65.35
10	13	2017	6	15	732	14.27	177	5,128	496	236	67.76	32.24
5	27	2017	7	10	731	14.26	178	5,128	548	183	74.97	25.03
5	28	2017	1	13	731	14.26	179	5,128	350	381	47.88	52.12
8	18	2017	6	16	731	14.26	180	5,128	468	263	64.02	35.98
6	24	2017	7	13	730	14.24	181	5,128	467	263	63.97	36.03
8	4	2017	6	15	729	14.22	182	5,128	468	261	64.20	35.80
10	8	2017	1	15	729	14.22	183	5,128	214	515	29.36	70.64
7	14	2017	6	13	728	14.20	184	5,128	419	309	57.55	42.45
7	28	2017	6	16	728	14.20	185	5,128	491	237	67.45	32.55
7	29	2017	7	14	728	14.20	186	5,128	415	313	57.01	42.99
8	18	2017	6	15	728	14.20	187	5,128	422	306	57.97	42.03
7	22	2017	7	14	727	14.18	188	5,128	414	313	56.95	43.05
10	14	2017	7	13	727	14.18	189	5,128	502	225	69.05	30.95
7	28	2017	6	15	726	14.16	190	5,128	432	294	59.50	40.50
5	27	2017	7	14	725	14.14	191	5,128	523	202	72.14	27.86
6	23	2017	6	15	725	14.14	192	5,128	436	289	60.14	39.86
7	8	2017	7	14	725	14.14	193	5,128	398	327	54.90	45.10
10	8	2017	1	11	725	14.14	194	5,128	248	477	34.21	65.79
6	30	2017	6	16	724	14.12	195	5,128	528	196	72.93	27.07
7	1	2017	7	17	724	14.12	196	5,128	428	296	59.12	40.88
7	21	2017	6	13	724	14.12	197	5,128	399	325	55.11	44.89
7	1	2017	7	10	723	14.10	198	5,128	514	209	71.09	28.91
5	26	2017	6	16	721	14.06	199	5,128	548	173	76.01	23.99
8	4	2017	6	16	721	14.06	200	5,128	492	229	68.24	31.76



**AADT= 4,707      K 30 FACTOR= 19.84      K 100 FACTOR= 17.10      K 200 FACTOR= 15.53      D 30 FACTOR= 61.67**



MO	DY	YR	DAY OF WK	HR	HR VOL	PERCENT OF AADT	HOUR NUMBER	AADT	EAST VOLUME	WEST VOLUME	PERCENT EAST IS OF TOTAL VOLUME	PERCENT WEST IS OF TOTAL VOLUME
11	5	2017	1	16	1,305	27.72	1	4,707	559	746	42.84	57.16
7	23	2017	1	12	1,107	23.52	2	4,707	347	760	31.35	68.65
8	13	2017	1	12	1,077	22.88	3	4,707	367	710	34.08	65.92
11	5	2017	1	15	1,072	22.77	4	4,707	394	678	36.75	63.25
7	23	2017	1	13	1,069	22.71	5	4,707	446	623	41.72	58.28
7	16	2017	1	12	1,065	22.63	6	4,707	415	650	38.97	61.03
10	15	2017	1	12	1,058	22.48	7	4,707	356	702	33.65	66.35
10	15	2017	1	13	1,036	22.01	8	4,707	396	640	38.22	61.78
6	25	2017	1	12	1,033	21.95	9	4,707	346	687	33.49	66.51
8	6	2017	1	12	1,028	21.84	10	4,707	366	662	35.60	64.40
6	18	2017	1	12	1,025	21.78	11	4,707	330	695	32.20	67.80
6	25	2017	1	13	1,017	21.61	12	4,707	372	645	36.58	63.42
11	5	2017	1	17	1,016	21.58	13	4,707	357	659	35.14	64.86
7	30	2017	1	12	1,014	21.54	14	4,707	356	658	35.11	64.89
8	20	2017	1	12	998	21.20	15	4,707	335	663	33.57	66.43
6	25	2017	1	14	997	21.18	16	4,707	362	635	36.31	63.69

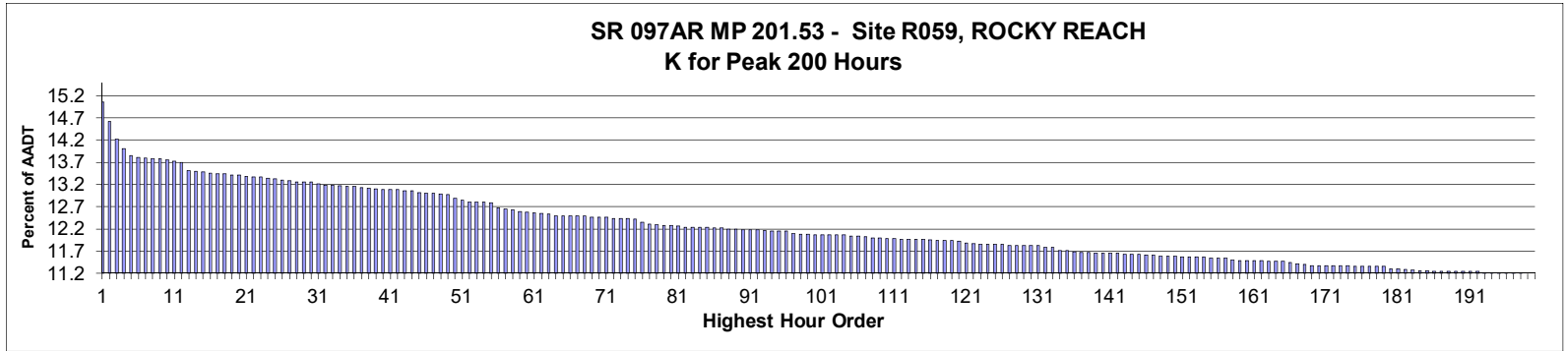
MO	DY	YR	DAY OF WK	HR	HR VOL	PERCENT OF AADT	HOUR NUMBER	AADT	EAST VOLUME	WEST VOLUME	PERCENT EAST IS OF TOTAL VOLUME	PERCENT WEST IS OF TOTAL VOLUME
7	30	2017	1	13	989	21.01	17	4,707	399	590	40.34	59.66
8	13	2017	1	13	988	20.99	18	4,707	431	557	43.62	56.38
7	9	2017	1	12	979	20.80	19	4,707	341	638	34.83	65.17
10	8	2017	1	12	971	20.63	20	4,707	317	654	32.65	67.35
8	13	2017	1	11	967	20.54	21	4,707	237	730	24.51	75.49
8	27	2017	1	12	965	20.50	22	4,707	314	651	32.54	67.46
5	29	2017	2	11	957	20.33	23	4,707	165	792	17.24	82.76
6	18	2017	1	13	952	20.23	24	4,707	331	621	34.77	65.23
6	25	2017	1	11	943	20.03	25	4,707	247	696	26.19	73.81
12	26	2017	3	14	940	19.97	26	4,707	622	318	66.17	33.83
6	25	2017	1	15	936	19.89	27	4,707	351	585	37.50	62.50
8	6	2017	1	13	936	19.89	28	4,707	394	542	42.09	57.91
8	20	2017	1	14	935	19.86	29	4,707	382	553	40.86	59.14
7	9	2017	1	13	934	19.84	30	4,707	358	576	38.33	61.67
10	1	2017	1	12	934	19.84	31	4,707	234	700	25.05	74.95
6	25	2017	1	16	932	19.80	32	4,707	299	633	32.08	67.92
7	23	2017	1	11	930	19.76	33	4,707	268	662	28.82	71.18
7	23	2017	1	14	930	19.76	34	4,707	375	555	40.32	59.68
8	20	2017	1	13	927	19.69	35	4,707	411	516	44.34	55.66
8	20	2017	1	11	925	19.65	36	4,707	279	646	30.16	69.84
6	18	2017	1	14	922	19.59	37	4,707	318	604	34.49	65.51
1	2	2017	2	12	919	19.52	38	4,707	263	656	28.62	71.38
7	16	2017	1	13	918	19.50	39	4,707	358	560	39.00	61.00
8	27	2017	1	13	914	19.42	40	4,707	378	536	41.36	58.64
5	29	2017	2	10	912	19.38	41	4,707	122	790	13.38	86.62
5	29	2017	2	12	907	19.27	42	4,707	196	711	21.61	78.39
7	16	2017	1	14	903	19.18	43	4,707	370	533	40.97	59.03
8	6	2017	1	15	902	19.16	44	4,707	442	460	49.00	51.00
7	9	2017	1	15	899	19.10	45	4,707	434	465	48.28	51.72
8	13	2017	1	14	899	19.10	46	4,707	433	466	48.16	51.84
7	30	2017	1	11	895	19.01	47	4,707	270	625	30.17	69.83
12	26	2017	3	13	894	18.99	48	4,707	564	330	63.09	36.91
7	30	2017	1	14	892	18.95	49	4,707	368	524	41.26	58.74
7	23	2017	1	15	890	18.91	50	4,707	338	552	37.98	62.02
12	30	2017	7	13	889	18.89	51	4,707	628	261	70.64	29.36
12	26	2017	3	16	887	18.84	52	4,707	596	291	67.19	32.81
7	2	2017	1	14	884	18.78	53	4,707	476	408	53.85	46.15
8	6	2017	1	11	884	18.78	54	4,707	240	644	27.15	72.85
1	2	2017	2	13	880	18.70	55	4,707	261	619	29.66	70.34
10	15	2017	1	14	879	18.67	56	4,707	336	543	38.23	61.77
6	18	2017	1	11	877	18.63	57	4,707	237	640	27.02	72.98
8	20	2017	1	15	873	18.55	58	4,707	398	475	45.59	54.41
9	4	2017	2	12	873	18.55	59	4,707	235	638	26.92	73.08
10	15	2017	1	11	872	18.53	60	4,707	240	632	27.52	72.48
7	16	2017	1	16	869	18.46	61	4,707	332	537	38.20	61.80
8	20	2017	1	16	863	18.33	62	4,707	354	509	41.02	58.98
8	27	2017	1	15	862	18.31	63	4,707	328	534	38.05	61.95
12	23	2017	7	16	862	18.31	64	4,707	585	277	67.87	32.13
6	23	2017	6	15	860	18.27	65	4,707	575	285	66.86	33.14
7	1	2017	7	13	859	18.25	66	4,707	624	235	72.64	27.36
7	2	2017	1	15	858	18.23	67	4,707	441	417	51.40	48.60

MO	DY	YR	DAY OF WK	HR	HR VOL	PERCENT OF AADT	HOUR NUMBER	AADT	EAST VOLUME	WEST VOLUME	PERCENT EAST IS OF TOTAL VOLUME	PERCENT WEST IS OF TOTAL VOLUME
8	6	2017	1	14	858	18.23	68	4,707	396	462	46.15	53.85
1	2	2017	2	14	857	18.21	69	4,707	281	576	32.79	67.21
7	1	2017	7	15	857	18.21	70	4,707	594	263	69.31	30.69
10	15	2017	1	15	857	18.21	71	4,707	289	568	33.72	66.28
7	16	2017	1	15	852	18.10	72	4,707	345	507	40.49	59.51
7	21	2017	6	16	851	18.08	73	4,707	610	241	71.68	28.32
6	11	2017	1	14	843	17.91	74	4,707	278	565	32.98	67.02
8	13	2017	1	15	843	17.91	75	4,707	374	469	44.37	55.63
12	26	2017	3	15	842	17.89	76	4,707	548	294	65.08	34.92
6	30	2017	6	15	841	17.87	77	4,707	597	244	70.99	29.01
7	16	2017	1	17	841	17.87	78	4,707	277	564	32.94	67.06
7	23	2017	1	16	839	17.82	79	4,707	313	526	37.31	62.69
9	4	2017	2	11	838	17.80	80	4,707	168	670	20.05	79.95
12	30	2017	7	12	838	17.80	81	4,707	555	283	66.23	33.77
6	25	2017	1	17	836	17.76	82	4,707	227	609	27.15	72.85
11	5	2017	1	14	826	17.55	83	4,707	187	639	22.64	77.36
6	4	2017	1	13	825	17.53	84	4,707	220	605	26.67	73.33
8	27	2017	1	14	823	17.48	85	4,707	328	495	39.85	60.15
6	4	2017	1	12	821	17.44	86	4,707	237	584	28.87	71.13
6	11	2017	1	13	821	17.44	87	4,707	304	517	37.03	62.97
9	1	2017	6	16	821	17.44	88	4,707	599	222	72.96	27.04
5	29	2017	2	13	817	17.36	89	4,707	229	588	28.03	71.97
7	1	2017	7	14	816	17.34	90	4,707	585	231	71.69	28.31
7	16	2017	1	11	816	17.34	91	4,707	269	547	32.97	67.03
7	2	2017	1	16	815	17.31	92	4,707	397	418	48.71	51.29
12	10	2017	1	12	815	17.31	93	4,707	336	479	41.23	58.77
10	15	2017	1	16	814	17.29	94	4,707	255	559	31.33	68.67
12	26	2017	3	12	810	17.21	95	4,707	460	350	56.79	43.21
7	9	2017	1	11	809	17.19	96	4,707	257	552	31.77	68.23
5	21	2017	1	13	808	17.17	97	4,707	246	562	30.45	69.55
6	23	2017	6	17	807	17.14	98	4,707	569	238	70.51	29.49
10	1	2017	1	13	807	17.14	99	4,707	254	553	31.47	68.53
5	26	2017	6	17	805	17.10	100	4,707	629	176	78.14	21.86
6	18	2017	1	15	805	17.10	101	4,707	259	546	32.17	67.83
12	23	2017	7	12	804	17.08	102	4,707	485	319	60.32	39.68
9	17	2017	1	12	801	17.02	103	4,707	239	562	29.84	70.16
7	1	2017	7	12	800	17.00	104	4,707	556	244	69.50	30.50
5	21	2017	1	14	798	16.95	105	4,707	248	550	31.08	68.92
10	8	2017	1	13	797	16.93	106	4,707	338	459	42.41	57.59
8	13	2017	1	16	796	16.91	107	4,707	336	460	42.21	57.79
5	7	2017	1	14	795	16.89	108	4,707	232	563	29.18	70.82
6	24	2017	7	13	794	16.87	109	4,707	546	248	68.77	31.23
12	30	2017	7	15	794	16.87	110	4,707	470	324	59.19	40.81
6	24	2017	7	14	793	16.85	111	4,707	510	283	64.31	35.69
6	30	2017	6	16	793	16.85	112	4,707	573	220	72.26	27.74
7	1	2017	7	16	792	16.83	113	4,707	537	255	67.80	32.20
7	30	2017	1	15	790	16.78	114	4,707	332	458	42.03	57.97
7	23	2017	1	17	786	16.70	115	4,707	246	540	31.30	68.70
6	23	2017	6	16	785	16.68	116	4,707	515	270	65.61	34.39
10	22	2017	1	15	782	16.61	117	4,707	219	563	28.01	71.99
8	27	2017	1	11	781	16.59	118	4,707	235	546	30.09	69.91

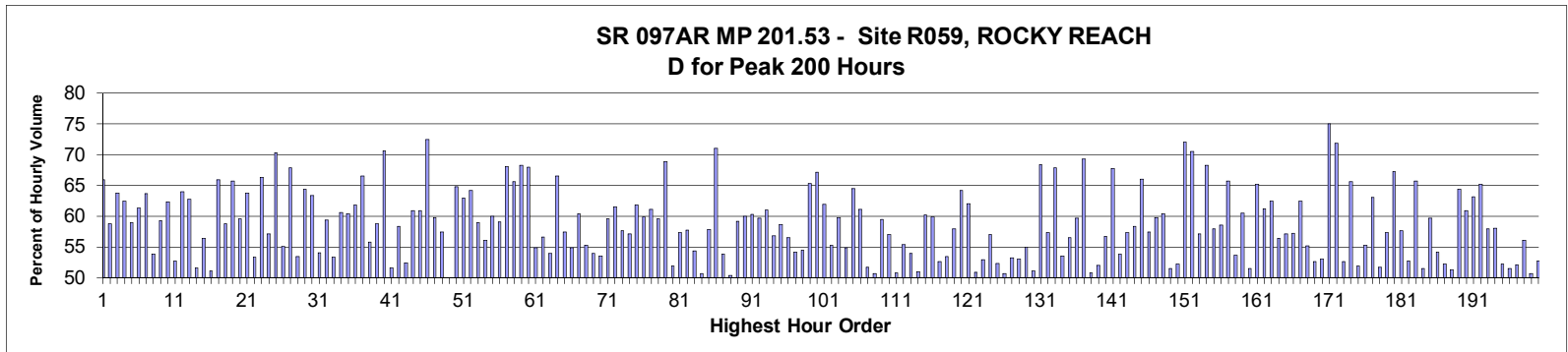
MO	DY	YR	DAY OF WK	HR	HR VOL	PERCENT OF AADT	HOUR NUMBER	AADT	EAST VOLUME	WEST VOLUME	PERCENT EAST IS OF TOTAL VOLUME	PERCENT WEST IS OF TOTAL VOLUME
6	18	2017	1	16	780	16.57	119	4,707	225	555	28.85	71.15
7	21	2017	6	17	780	16.57	120	4,707	539	241	69.10	30.90
7	29	2017	7	12	780	16.57	121	4,707	502	278	64.36	35.64
10	1	2017	1	11	779	16.55	122	4,707	169	610	21.69	78.31
7	9	2017	1	16	777	16.51	123	4,707	357	420	45.95	54.05
12	23	2017	7	13	776	16.49	124	4,707	535	241	68.94	31.06
7	21	2017	6	14	774	16.44	125	4,707	501	273	64.73	35.27
7	30	2017	1	16	774	16.44	126	4,707	291	483	37.60	62.40
8	18	2017	6	17	773	16.42	127	4,707	559	214	72.32	27.68
8	25	2017	6	14	773	16.42	128	4,707	475	298	61.45	38.55
5	21	2017	1	12	770	16.36	129	4,707	237	533	30.78	69.22
9	4	2017	2	13	769	16.34	130	4,707	256	513	33.29	66.71
5	26	2017	6	19	768	16.32	131	4,707	630	138	82.03	17.97
7	2	2017	1	13	768	16.32	132	4,707	329	439	42.84	57.16
7	9	2017	1	14	768	16.32	133	4,707	206	562	26.82	73.18
7	1	2017	7	17	767	16.29	134	4,707	515	252	67.14	32.86
7	28	2017	6	17	766	16.27	135	4,707	526	240	68.67	31.33
8	18	2017	6	15	765	16.25	136	4,707	490	275	64.05	35.95
9	2	2017	7	13	763	16.21	137	4,707	531	232	69.59	30.41
9	3	2017	1	13	763	16.21	138	4,707	402	361	52.69	47.31
9	3	2017	1	14	763	16.21	139	4,707	385	378	50.46	49.54
6	30	2017	6	13	761	16.17	140	4,707	489	272	64.26	35.74
7	7	2017	6	15	761	16.17	141	4,707	472	289	62.02	37.98
8	19	2017	7	12	760	16.15	142	4,707	477	283	62.76	37.24
9	10	2017	1	12	759	16.12	143	4,707	237	522	31.23	68.77
7	28	2017	6	15	758	16.10	144	4,707	511	247	67.41	32.59
8	4	2017	6	14	758	16.10	145	4,707	466	292	61.48	38.52
10	13	2017	6	16	757	16.08	146	4,707	586	171	77.41	22.59
7	1	2017	7	11	756	16.06	147	4,707	529	227	69.97	30.03
9	2	2017	7	12	756	16.06	148	4,707	543	213	71.83	28.17
8	20	2017	1	17	755	16.04	149	4,707	282	473	37.35	62.65
7	14	2017	6	15	754	16.02	150	4,707	509	245	67.51	32.49
7	28	2017	6	16	754	16.02	151	4,707	517	237	68.57	31.43
9	3	2017	1	12	754	16.02	152	4,707	347	407	46.02	53.98
9	24	2017	1	12	753	16.00	153	4,707	236	517	31.34	68.66
12	17	2017	1	13	753	16.00	154	4,707	442	311	58.70	41.30
7	21	2017	6	15	752	15.98	155	4,707	508	244	67.55	32.45
12	23	2017	7	14	752	15.98	156	4,707	502	250	66.76	33.24
5	7	2017	1	15	750	15.93	157	4,707	220	530	29.33	70.67
6	11	2017	1	12	750	15.93	158	4,707	267	483	35.60	64.40
7	14	2017	6	16	750	15.93	159	4,707	532	218	70.93	29.07
8	27	2017	1	16	750	15.93	160	4,707	259	491	34.53	65.47
10	22	2017	1	14	750	15.93	161	4,707	256	494	34.13	65.87
6	17	2017	7	13	749	15.91	162	4,707	488	261	65.15	34.85
6	24	2017	7	12	749	15.91	163	4,707	519	230	69.29	30.71
6	24	2017	7	15	749	15.91	164	4,707	411	338	54.87	45.13
8	19	2017	7	13	749	15.91	165	4,707	498	251	66.49	33.51
4	9	2017	1	16	747	15.87	166	4,707	273	474	36.55	63.45
6	30	2017	6	17	747	15.87	167	4,707	530	217	70.95	29.05
9	1	2017	6	15	746	15.85	168	4,707	548	198	73.46	26.54
9	2	2017	7	14	746	15.85	169	4,707	507	239	67.96	32.04

MO	DY	YR	DAY OF WK	HR	HR VOL	PERCENT OF AADT	HOUR NUMBER	AADT	EAST VOLUME	WEST VOLUME	PERCENT EAST IS OF TOTAL VOLUME	PERCENT WEST IS OF TOTAL VOLUME
9	4	2017	2	10	746	15.85	170	4,707	79	667	10.59	89.41
10	1	2017	1	14	746	15.85	171	4,707	247	499	33.11	66.89
6	4	2017	1	14	745	15.83	172	4,707	208	537	27.92	72.08
12	26	2017	3	17	745	15.83	173	4,707	474	271	63.62	36.38
7	22	2017	7	11	744	15.81	174	4,707	464	280	62.37	37.63
10	8	2017	1	11	744	15.81	175	4,707	212	532	28.49	71.51
5	7	2017	1	13	742	15.76	176	4,707	259	483	34.91	65.09
5	26	2017	6	13	742	15.76	177	4,707	594	148	80.05	19.95
5	26	2017	6	15	742	15.76	178	4,707	563	179	75.88	24.12
7	21	2017	6	13	742	15.76	179	4,707	514	228	69.27	30.73
7	29	2017	7	15	742	15.76	180	4,707	380	362	51.21	48.79
8	4	2017	6	16	742	15.76	181	4,707	482	260	64.96	35.04
10	1	2017	1	15	742	15.76	182	4,707	250	492	33.69	66.31
7	3	2017	2	14	741	15.74	183	4,707	342	399	46.15	53.85
9	2	2017	7	11	741	15.74	184	4,707	539	202	72.74	27.26
5	26	2017	6	16	740	15.72	185	4,707	593	147	80.14	19.86
5	14	2017	1	13	739	15.70	186	4,707	246	493	33.29	66.71
8	25	2017	6	15	739	15.70	187	4,707	499	240	67.52	32.48
12	16	2017	7	14	739	15.70	188	4,707	597	142	80.78	19.22
8	4	2017	6	13	738	15.68	189	4,707	475	263	64.36	35.64
8	11	2017	6	15	738	15.68	190	4,707	455	283	61.65	38.35
4	23	2017	1	14	737	15.66	191	4,707	192	545	26.05	73.95
5	12	2017	6	17	737	15.66	192	4,707	553	184	75.03	24.97
5	28	2017	1	14	737	15.66	193	4,707	355	382	48.17	51.83
7	28	2017	6	14	737	15.66	194	4,707	472	265	64.04	35.96
6	23	2017	6	13	736	15.64	195	4,707	482	254	65.49	34.51
8	4	2017	6	15	734	15.59	196	4,707	456	278	62.13	37.87
5	28	2017	1	15	733	15.57	197	4,707	255	478	34.79	65.21
7	7	2017	6	13	733	15.57	198	4,707	434	299	59.21	40.79
6	23	2017	6	14	732	15.55	199	4,707	449	283	61.34	38.66
6	30	2017	6	14	731	15.53	200	4,707	494	237	67.58	32.42





**AADT= 7,549      K 30 FACTOR= 13.26      K 100 FACTOR= 12.08      K 200 FACTOR= 11.21      D 30 FACTOR= 63.34**



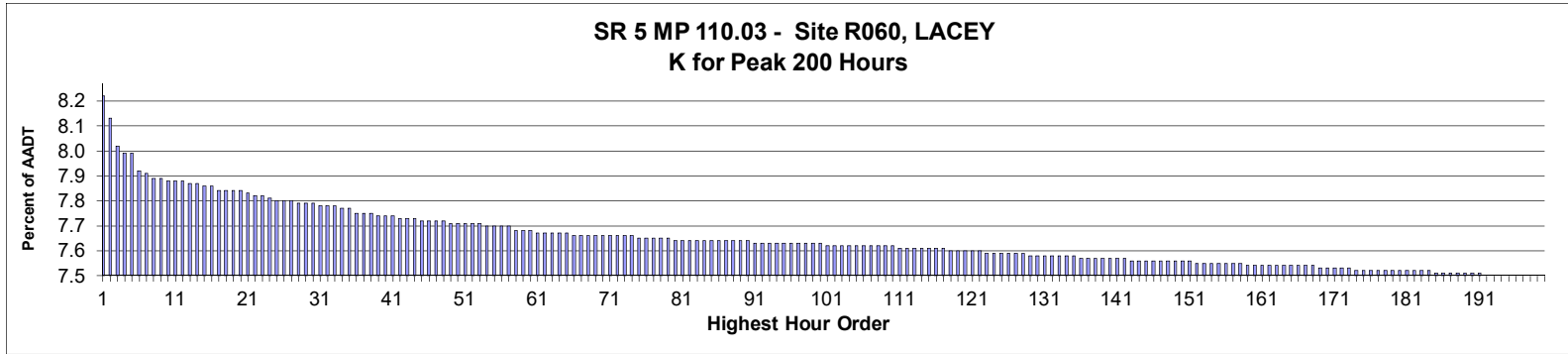
MO	DY	YR	DAY OF WK	HR	HR VOL	PERCENT OF AADT	HOUR NUMBER	AADT	NORTH VOLUME	SOUTH VOLUME	PERCENT NORTH IS OF TOTAL VOLUME	PERCENT SOUTH IS OF TOTAL VOLUME
5	29	2017	2	12	1,138	15.07	1	7,549	388	750	34.09	65.91
7	16	2017	1	13	1,104	14.62	2	7,549	455	649	41.21	58.79
7	14	2017	6	17	1,074	14.23	3	7,549	685	389	63.78	36.22
6	30	2017	6	16	1,058	14.02	4	7,549	661	397	62.48	37.52
8	4	2017	6	16	1,046	13.86	5	7,549	617	429	58.99	41.01
5	29	2017	2	13	1,043	13.82	6	7,549	403	640	38.64	61.36
7	14	2017	6	16	1,042	13.80	7	7,549	664	378	63.72	36.28
7	5	2017	4	17	1,041	13.79	8	7,549	480	561	46.11	53.89
8	25	2017	6	16	1,041	13.79	9	7,549	617	424	59.27	40.73
7	22	2017	7	12	1,039	13.76	10	7,549	648	391	62.37	37.63
7	23	2017	1	13	1,037	13.74	11	7,549	490	547	47.25	52.75
7	2	2017	1	14	1,034	13.70	12	7,549	662	372	64.02	35.98
8	18	2017	6	17	1,021	13.52	13	7,549	641	380	62.78	37.22
7	5	2017	4	16	1,020	13.51	14	7,549	494	526	48.43	51.57
7	23	2017	1	12	1,019	13.50	15	7,549	444	575	43.57	56.43
7	30	2017	1	13	1,017	13.47	16	7,549	520	497	51.13	48.87

MO	DY	YR	DAY OF WK	HR	HR VOL	PERCENT OF AADT	HOUR NUMBER	AADT	NORTH VOLUME	SOUTH VOLUME	PERCENT NORTH IS OF TOTAL VOLUME	PERCENT SOUTH IS OF TOTAL VOLUME
7	1	2017	7	17	1,015	13.45	17	7,549	669	346	65.91	34.09
8	27	2017	1	13	1,015	13.45	18	7,549	419	596	41.28	58.72
7	1	2017	7	16	1,013	13.42	19	7,549	666	347	65.75	34.25
7	16	2017	1	12	1,013	13.42	20	7,549	409	604	40.38	59.62
6	30	2017	6	17	1,011	13.39	21	7,549	645	366	63.80	36.20
6	25	2017	1	13	1,010	13.38	22	7,549	471	539	46.63	53.37
7	5	2017	4	12	1,010	13.38	23	7,549	340	670	33.66	66.34
6	23	2017	6	16	1,008	13.35	24	7,549	576	432	57.14	42.86
9	1	2017	6	17	1,007	13.34	25	7,549	708	299	70.31	29.69
7	30	2017	1	12	1,005	13.31	26	7,549	451	554	44.88	55.12
9	4	2017	2	12	1,004	13.30	27	7,549	323	681	32.17	67.83
7	9	2017	1	13	1,002	13.27	28	7,549	467	535	46.61	53.39
5	29	2017	2	11	1,001	13.26	29	7,549	357	644	35.66	64.34
7	14	2017	6	18	1,001	13.26	30	7,549	634	367	63.34	36.66
6	25	2017	1	12	999	13.23	31	7,549	459	540	45.95	54.05
7	7	2017	6	17	996	13.19	32	7,549	591	405	59.34	40.66
7	9	2017	1	14	996	13.19	33	7,549	465	531	46.69	53.31
8	4	2017	6	15	995	13.18	34	7,549	603	392	60.60	39.40
8	11	2017	6	16	994	13.17	35	7,549	600	394	60.36	39.64
9	1	2017	6	16	994	13.17	36	7,549	615	379	61.87	38.13
8	11	2017	6	17	992	13.14	37	7,549	660	332	66.53	33.47
8	18	2017	6	16	991	13.13	38	7,549	553	438	55.80	44.20
7	9	2017	1	12	990	13.11	39	7,549	408	582	41.21	58.79
6	30	2017	6	18	989	13.10	40	7,549	699	290	70.68	29.32
7	23	2017	1	14	989	13.10	41	7,549	479	510	48.43	51.57
7	21	2017	6	17	988	13.09	42	7,549	577	411	58.40	41.60
7	16	2017	1	15	987	13.07	43	7,549	470	517	47.62	52.38
8	4	2017	6	17	987	13.07	44	7,549	601	386	60.89	39.11
7	22	2017	7	13	984	13.03	45	7,549	599	385	60.87	39.13
5	26	2017	6	18	982	13.01	46	7,549	712	270	72.51	27.49
8	25	2017	6	17	982	13.01	47	7,549	587	395	59.78	40.22
7	7	2017	6	16	981	13.00	48	7,549	563	418	57.39	42.61
7	6	2017	5	16	980	12.98	49	7,549	490	490	50.00	50.00
8	6	2017	1	12	974	12.90	50	7,549	343	631	35.22	64.78
7	28	2017	6	17	970	12.85	51	7,549	611	359	62.99	37.01
7	2	2017	1	12	967	12.81	52	7,549	621	346	64.22	35.78
7	21	2017	6	16	967	12.81	53	7,549	570	397	58.95	41.05
8	13	2017	1	13	967	12.81	54	7,549	425	542	43.95	56.05
6	23	2017	6	17	966	12.80	55	7,549	579	387	59.94	40.06
8	11	2017	6	15	958	12.69	56	7,549	566	392	59.08	40.92
5	26	2017	6	17	956	12.66	57	7,549	651	305	68.10	31.90
7	1	2017	7	12	954	12.64	58	7,549	626	328	65.62	34.38
9	4	2017	2	11	951	12.60	59	7,549	302	649	31.76	68.24
7	1	2017	7	13	950	12.58	60	7,549	646	304	68.00	32.00
8	12	2017	7	13	949	12.57	61	7,549	521	428	54.90	45.10
8	20	2017	1	12	948	12.56	62	7,549	411	537	43.35	56.65
7	2	2017	1	17	947	12.54	63	7,549	436	511	46.04	53.96
5	26	2017	6	16	944	12.50	64	7,549	628	316	66.53	33.47
7	2	2017	1	13	944	12.50	65	7,549	542	402	57.42	42.58
7	7	2017	6	12	944	12.50	66	7,549	426	518	45.13	54.87
8	13	2017	1	12	944	12.50	67	7,549	374	570	39.62	60.38

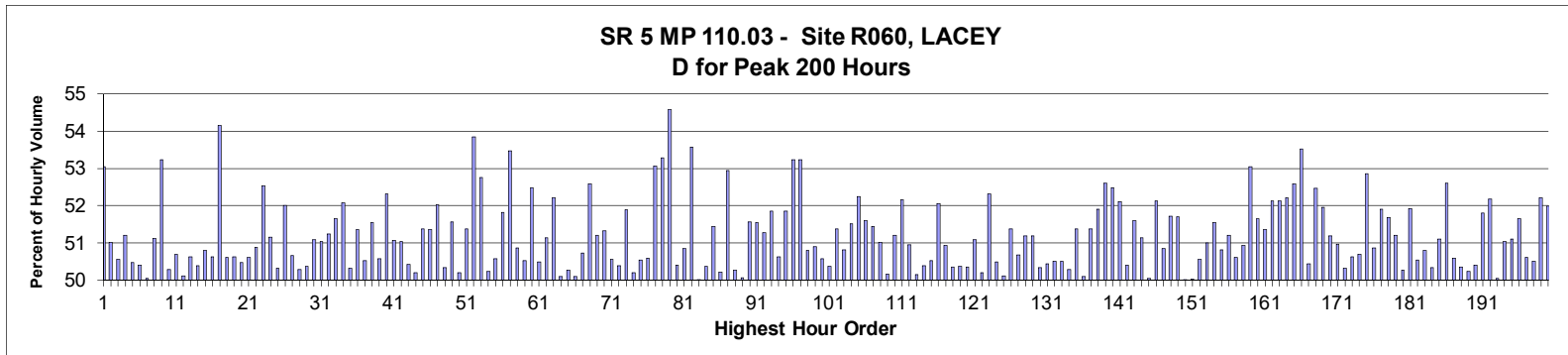
MO	DY	YR	DAY OF WK	HR	HR VOL	PERCENT OF AADT	HOUR NUMBER	AADT	NORTH VOLUME	SOUTH VOLUME	PERCENT NORTH IS OF TOTAL VOLUME	PERCENT SOUTH IS OF TOTAL VOLUME
9	3	2017	1	13	944	12.50	68	7,549	522	422	55.30	44.70
7	16	2017	1	14	942	12.48	69	7,549	434	508	46.07	53.93
7	5	2017	4	18	941	12.47	70	7,549	437	504	46.44	53.56
7	14	2017	6	15	941	12.47	71	7,549	561	380	59.62	40.38
7	28	2017	6	15	940	12.45	72	7,549	578	362	61.49	38.51
8	4	2017	6	14	940	12.45	73	7,549	542	398	57.66	42.34
8	13	2017	1	16	939	12.44	74	7,549	403	536	42.92	57.08
7	7	2017	6	18	938	12.43	75	7,549	580	358	61.83	38.17
10	15	2017	1	15	933	12.36	76	7,549	374	559	40.09	59.91
7	16	2017	1	17	930	12.32	77	7,549	362	568	38.92	61.08
7	9	2017	1	15	929	12.31	78	7,549	376	553	40.47	59.53
7	1	2017	7	15	928	12.29	79	7,549	639	289	68.86	31.14
7	23	2017	1	11	928	12.29	80	7,549	446	482	48.06	51.94
6	2	2017	6	17	926	12.27	81	7,549	531	395	57.34	42.66
7	22	2017	7	16	925	12.25	82	7,549	534	391	57.73	42.27
7	27	2017	5	17	925	12.25	83	7,549	503	422	54.38	45.62
10	15	2017	1	14	925	12.25	84	7,549	456	469	49.30	50.70
7	29	2017	7	11	924	12.24	85	7,549	534	390	57.79	42.21
7	1	2017	7	14	923	12.23	86	7,549	656	267	71.07	28.93
8	20	2017	1	15	923	12.23	87	7,549	426	497	46.15	53.85
7	3	2017	2	12	921	12.20	88	7,549	464	457	50.38	49.62
7	22	2017	7	11	921	12.20	89	7,549	545	376	59.17	40.83
6	2	2017	6	16	920	12.19	90	7,549	552	368	60.00	40.00
6	30	2017	6	15	920	12.19	91	7,549	555	365	60.33	39.67
8	20	2017	1	13	920	12.19	92	7,549	371	549	40.33	59.67
8	13	2017	1	17	919	12.17	93	7,549	358	561	38.96	61.04
7	8	2017	7	13	918	12.16	94	7,549	522	396	56.86	43.14
7	28	2017	6	16	918	12.16	95	7,549	538	380	58.61	41.39
8	6	2017	1	13	918	12.16	96	7,549	399	519	43.46	56.54
8	20	2017	1	14	914	12.11	97	7,549	419	495	45.84	54.16
7	6	2017	5	17	913	12.09	98	7,549	497	416	54.44	45.56
9	1	2017	6	15	913	12.09	99	7,549	596	317	65.28	34.72
7	2	2017	1	18	912	12.08	100	7,549	300	612	32.89	67.11
7	5	2017	4	13	912	12.08	101	7,549	347	565	38.05	61.95
7	23	2017	1	16	912	12.08	102	7,549	408	504	44.74	55.26
6	16	2017	6	16	911	12.07	103	7,549	545	366	59.82	40.18
8	20	2017	1	16	911	12.07	104	7,549	411	500	45.12	54.88
7	28	2017	6	18	910	12.05	105	7,549	587	323	64.51	35.49
8	27	2017	1	12	910	12.05	106	7,549	354	556	38.90	61.10
7	6	2017	5	13	909	12.04	107	7,549	439	470	48.29	51.71
7	4	2017	3	12	907	12.01	108	7,549	460	447	50.72	49.28
7	21	2017	6	15	907	12.01	109	7,549	539	368	59.43	40.57
7	3	2017	2	13	905	11.99	110	7,549	516	389	57.02	42.98
7	6	2017	5	15	905	11.99	111	7,549	445	460	49.17	50.83
6	25	2017	1	11	904	11.98	112	7,549	403	501	44.58	55.42
7	16	2017	1	16	904	11.98	113	7,549	416	488	46.02	53.98
7	23	2017	1	15	904	11.98	114	7,549	461	443	51.00	49.00
8	25	2017	6	15	904	11.98	115	7,549	544	360	60.18	39.82
7	7	2017	6	15	903	11.96	116	7,549	541	362	59.91	40.09
7	5	2017	4	15	902	11.95	117	7,549	427	475	47.34	52.66
7	30	2017	1	16	902	11.95	118	7,549	420	482	46.56	53.44

MO	DY	YR	DAY OF WK	HR	HR VOL	PERCENT OF AADT	HOUR NUMBER	AADT	NORTH VOLUME	SOUTH VOLUME	PERCENT NORTH IS OF TOTAL VOLUME	PERCENT SOUTH IS OF TOTAL VOLUME
10	15	2017	1	13	902	11.95	119	7,549	379	523	42.02	57.98
6	23	2017	6	18	901	11.94	120	7,549	578	323	64.15	35.85
6	9	2017	6	17	898	11.90	121	7,549	557	341	62.03	37.97
7	30	2017	1	14	897	11.88	122	7,549	456	441	50.84	49.16
7	2	2017	1	16	896	11.87	123	7,549	474	422	52.90	47.10
7	29	2017	7	13	896	11.87	124	7,549	511	385	57.03	42.97
8	17	2017	5	17	896	11.87	125	7,549	469	427	52.34	47.66
8	24	2017	5	17	896	11.87	126	7,549	454	442	50.67	49.33
8	13	2017	1	14	894	11.84	127	7,549	418	476	46.76	53.24
7	6	2017	5	12	893	11.83	128	7,549	419	474	46.92	53.08
7	8	2017	7	12	893	11.83	129	7,549	491	402	54.98	45.02
7	13	2017	5	16	893	11.83	130	7,549	437	456	48.94	51.06
9	1	2017	6	18	893	11.83	131	7,549	611	282	68.42	31.58
7	29	2017	7	12	891	11.80	132	7,549	511	380	57.35	42.65
10	15	2017	1	16	890	11.79	133	7,549	286	604	32.13	67.87
8	12	2017	7	12	885	11.72	134	7,549	474	411	53.56	46.44
8	18	2017	6	15	885	11.72	135	7,549	500	385	56.50	43.50
8	6	2017	1	11	883	11.70	136	7,549	356	527	40.32	59.68
7	2	2017	1	19	882	11.68	137	7,549	271	611	30.73	69.27
7	7	2017	6	13	882	11.68	138	7,549	434	448	49.21	50.79
6	25	2017	1	14	881	11.67	139	7,549	423	458	48.01	51.99
7	7	2017	6	14	881	11.67	140	7,549	500	381	56.75	43.25
7	23	2017	1	18	881	11.67	141	7,549	284	597	32.24	67.76
7	9	2017	1	16	880	11.66	142	7,549	406	474	46.14	53.86
6	9	2017	6	16	879	11.64	143	7,549	504	375	57.34	42.66
7	22	2017	7	15	879	11.64	144	7,549	513	366	58.36	41.64
8	18	2017	6	18	879	11.64	145	7,549	580	299	65.98	34.02
7	2	2017	1	15	878	11.63	146	7,549	504	374	57.40	42.60
9	15	2017	6	17	877	11.62	147	7,549	524	353	59.75	40.25
6	18	2017	1	13	876	11.60	148	7,549	347	529	39.61	60.39
7	13	2017	5	17	875	11.59	149	7,549	424	451	48.46	51.54
7	28	2017	6	12	875	11.59	150	7,549	418	457	47.77	52.23
5	27	2017	7	12	874	11.58	151	7,549	630	244	72.08	27.92
6	4	2017	1	12	874	11.58	152	7,549	258	616	29.52	70.48
7	1	2017	7	18	874	11.58	153	7,549	499	375	57.09	42.91
7	5	2017	4	11	874	11.58	154	7,549	277	597	31.69	68.31
5	29	2017	2	14	873	11.56	155	7,549	367	506	42.04	57.96
7	8	2017	7	15	872	11.55	156	7,549	511	361	58.60	41.40
9	2	2017	7	13	872	11.55	157	7,549	573	299	65.71	34.29
8	27	2017	1	14	869	11.51	158	7,549	403	466	46.38	53.62
6	16	2017	6	17	868	11.50	159	7,549	525	343	60.48	39.52
6	25	2017	1	15	868	11.50	160	7,549	421	447	48.50	51.50
7	21	2017	6	18	868	11.50	161	7,549	566	302	65.21	34.79
7	23	2017	1	17	868	11.50	162	7,549	337	531	38.82	61.18
6	25	2017	1	17	867	11.48	163	7,549	326	541	37.60	62.40
8	19	2017	7	13	867	11.48	164	7,549	489	378	56.40	43.60
8	20	2017	1	11	867	11.48	165	7,549	372	495	42.91	57.09
5	28	2017	1	13	865	11.46	166	7,549	495	370	57.23	42.77
7	15	2017	7	13	862	11.42	167	7,549	538	324	62.41	37.59
8	10	2017	5	17	861	11.41	168	7,549	475	386	55.17	44.83
7	3	2017	2	14	860	11.39	169	7,549	453	407	52.67	47.33

MO	DY	YR	DAY OF WK	HR	HR VOL	PERCENT OF AADT	HOUR NUMBER	AADT	NORTH VOLUME	SOUTH VOLUME	PERCENT NORTH IS OF TOTAL VOLUME	PERCENT SOUTH IS OF TOTAL VOLUME
7	15	2017	7	16	860	11.39	170	7,549	456	404	53.02	46.98
7	30	2017	1	19	860	11.39	171	7,549	215	645	25.00	75.00
7	30	2017	1	18	859	11.38	172	7,549	242	617	28.17	71.83
8	4	2017	6	12	859	11.38	173	7,549	407	452	47.38	52.62
8	11	2017	6	18	859	11.38	174	7,549	564	295	65.66	34.34
6	22	2017	5	17	858	11.37	175	7,549	445	413	51.86	48.14
7	15	2017	7	12	858	11.37	176	7,549	474	384	55.24	44.76
7	15	2017	7	14	858	11.37	177	7,549	541	317	63.05	36.95
8	25	2017	6	13	858	11.37	178	7,549	444	414	51.75	48.25
9	29	2017	6	16	858	11.37	179	7,549	492	366	57.34	42.66
8	20	2017	1	18	854	11.31	180	7,549	280	574	32.79	67.21
9	15	2017	6	16	854	11.31	181	7,549	492	362	57.61	42.39
8	6	2017	1	14	853	11.30	182	7,549	403	450	47.25	52.75
6	2	2017	6	18	852	11.29	183	7,549	560	292	65.73	34.27
6	22	2017	5	16	851	11.27	184	7,549	438	413	51.47	48.53
9	4	2017	2	14	851	11.27	185	7,549	343	508	40.31	59.69
7	6	2017	5	14	850	11.26	186	7,549	460	390	54.12	45.88
7	20	2017	5	16	850	11.26	187	7,549	444	406	52.24	47.76
7	30	2017	1	15	850	11.26	188	7,549	414	436	48.71	51.29
9	4	2017	2	13	850	11.26	189	7,549	303	547	35.65	64.35
5	19	2017	6	17	849	11.25	190	7,549	517	332	60.90	39.10
5	29	2017	2	15	849	11.25	191	7,549	313	536	36.87	63.13
6	18	2017	1	12	849	11.25	192	7,549	295	554	34.75	65.25
7	18	2017	3	17	848	11.23	193	7,549	357	491	42.10	57.90
8	11	2017	6	14	848	11.23	194	7,549	492	356	58.02	41.98
6	28	2017	4	17	847	11.22	195	7,549	405	442	47.82	52.18
7	3	2017	2	17	847	11.22	196	7,549	436	411	51.48	48.52
7	20	2017	5	17	847	11.22	197	7,549	441	406	52.07	47.93
7	28	2017	6	14	847	11.22	198	7,549	475	372	56.08	43.92
7	3	2017	2	16	846	11.21	199	7,549	417	429	49.29	50.71
8	3	2017	5	17	846	11.21	200	7,549	446	400	52.72	47.28



**AADT=** 120,358     
**K 30 FACTOR=** 7.82     
**K 100 FACTOR=** 7.66     
**K 200 FACTOR=** 7.53     
**D 30 FACTOR=** 51.08



MO	DY	YR	DAY OF WK	HR	HR VOL	PERCENT OF AADT	HOUR NUMBER	AADT	NORTH VOLUME	SOUTH VOLUME	PERCENT NORTH IS OF TOTAL VOLUME	PERCENT SOUTH IS OF TOTAL VOLUME
11	25	2017	7	13	9,929	8.25	1	120,358	5,266	4,663	53.04	46.96
3	23	2017	5	17	9,816	8.16	2	120,358	4,809	5,007	48.99	51.01
4	21	2017	6	16	9,688	8.05	3	120,358	4,790	4,898	49.44	50.56
11	25	2017	7	12	9,653	8.02	4	120,358	4,943	4,710	51.21	48.79
4	11	2017	3	17	9,651	8.02	5	120,358	4,871	4,780	50.47	49.53
2	17	2017	6	16	9,567	7.95	6	120,358	4,823	4,744	50.41	49.59
2	25	2017	7	12	9,555	7.94	7	120,358	4,782	4,773	50.05	49.95
6	7	2017	4	17	9,535	7.92	8	120,358	4,874	4,661	51.12	48.88
1	27	2017	6	16	9,534	7.92	9	120,358	4,458	5,076	46.76	53.24
12	23	2017	7	13	9,526	7.91	10	120,358	4,791	4,735	50.29	49.71
9	16	2017	7	12	9,521	7.91	11	120,358	4,827	4,694	50.70	49.30
3	31	2017	6	16	9,518	7.91	12	120,358	4,748	4,770	49.88	50.12
6	8	2017	5	17	9,514	7.90	13	120,358	4,816	4,698	50.62	49.38
9	9	2017	7	12	9,511	7.90	14	120,358	4,719	4,792	49.62	50.38
12	23	2017	7	12	9,501	7.89	15	120,358	4,675	4,826	49.21	50.79
12	23	2017	7	14	9,494	7.89	16	120,358	4,687	4,807	49.37	50.63

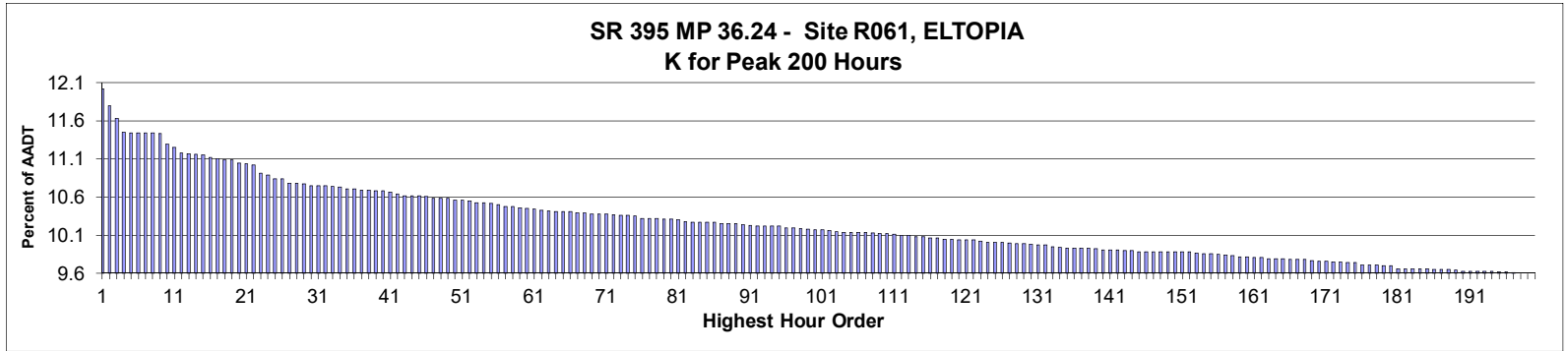
MO	DY	YR	DAY OF WK	HR	HR VOL	PERCENT OF AADT	HOUR NUMBER	AADT	NORTH VOLUME	SOUTH VOLUME	PERCENT NORTH IS OF TOTAL VOLUME	PERCENT SOUTH IS OF TOTAL VOLUME
6	18	2017	1	13	9,476	7.87	17	120,358	5,132	4,344	54.16	45.84
8	20	2017	1	13	9,474	7.87	18	120,358	4,795	4,679	50.61	49.39
3	31	2017	6	15	9,473	7.87	19	120,358	4,678	4,795	49.38	50.62
6	24	2017	7	13	9,473	7.87	20	120,358	4,692	4,781	49.53	50.47
8	25	2017	6	13	9,460	7.86	21	120,358	4,787	4,673	50.60	49.40
9	16	2017	7	13	9,452	7.85	22	120,358	4,809	4,643	50.88	49.12
11	25	2017	7	14	9,450	7.85	23	120,358	4,964	4,486	52.53	47.47
4	19	2017	4	17	9,433	7.84	24	120,358	4,608	4,825	48.85	51.15
5	19	2017	6	15	9,430	7.83	25	120,358	4,744	4,686	50.31	49.69
6	21	2017	4	17	9,429	7.83	26	120,358	4,904	4,525	52.01	47.99
8	12	2017	7	13	9,419	7.83	27	120,358	4,647	4,772	49.34	50.66
6	22	2017	5	17	9,413	7.82	28	120,358	4,680	4,733	49.72	50.28
2	23	2017	5	17	9,408	7.82	29	120,358	4,739	4,669	50.37	49.63
4	6	2017	5	17	9,407	7.82	30	120,358	4,602	4,805	48.92	51.08
6	28	2017	4	17	9,401	7.81	31	120,358	4,604	4,797	48.97	51.03
6	24	2017	7	12	9,400	7.81	32	120,358	4,584	4,816	48.77	51.23
4	2	2017	1	15	9,395	7.81	33	120,358	4,852	4,543	51.64	48.36
5	18	2017	5	17	9,393	7.80	34	120,358	4,501	4,892	47.92	52.08
3	25	2017	7	12	9,388	7.80	35	120,358	4,665	4,723	49.69	50.31
3	25	2017	7	13	9,369	7.78	36	120,358	4,812	4,557	51.36	48.64
6	16	2017	6	17	9,364	7.78	37	120,358	4,632	4,732	49.47	50.53
7	16	2017	1	13	9,359	7.78	38	120,358	4,824	4,535	51.54	48.46
3	31	2017	6	13	9,357	7.77	39	120,358	4,624	4,733	49.42	50.58
4	1	2017	7	13	9,354	7.77	40	120,358	4,461	4,893	47.69	52.31
3	31	2017	6	14	9,353	7.77	41	120,358	4,776	4,577	51.06	48.94
9	23	2017	7	12	9,340	7.76	42	120,358	4,766	4,574	51.03	48.97
5	17	2017	4	17	9,336	7.76	43	120,358	4,629	4,707	49.58	50.42
8	17	2017	5	17	9,334	7.76	44	120,358	4,648	4,686	49.80	50.20
5	10	2017	4	17	9,332	7.75	45	120,358	4,537	4,795	48.62	51.38
9	9	2017	7	13	9,326	7.75	46	120,358	4,790	4,536	51.36	48.64
4	9	2017	1	14	9,323	7.75	47	120,358	4,850	4,473	52.02	47.98
2	22	2017	4	17	9,322	7.75	48	120,358	4,630	4,692	49.67	50.33
8	11	2017	6	13	9,316	7.74	49	120,358	4,803	4,513	51.56	48.44
6	13	2017	3	17	9,315	7.74	50	120,358	4,640	4,675	49.81	50.19
12	30	2017	7	13	9,314	7.74	51	120,358	4,529	4,785	48.63	51.37
11	24	2017	6	12	9,311	7.74	52	120,358	4,298	5,013	46.16	53.84
1	13	2017	6	16	9,310	7.74	53	120,358	4,398	4,912	47.24	52.76
2	25	2017	7	13	9,302	7.73	54	120,358	4,629	4,673	49.76	50.24
3	23	2017	5	16	9,301	7.73	55	120,358	4,597	4,704	49.42	50.58
4	1	2017	7	14	9,299	7.73	56	120,358	4,481	4,818	48.19	51.81
4	1	2017	7	12	9,298	7.73	57	120,358	4,326	4,972	46.53	53.47
2	14	2017	3	17	9,285	7.71	58	120,358	4,563	4,722	49.14	50.86
2	24	2017	6	16	9,285	7.71	59	120,358	4,593	4,692	49.47	50.53
3	31	2017	6	17	9,278	7.71	60	120,358	4,409	4,869	47.52	52.48
10	12	2017	5	17	9,272	7.70	61	120,358	4,591	4,681	49.51	50.49
2	17	2017	6	15	9,270	7.70	62	120,358	4,529	4,741	48.86	51.14
7	15	2017	7	13	9,267	7.70	63	120,358	4,429	4,838	47.79	52.21
2	16	2017	5	17	9,266	7.70	64	120,358	4,624	4,642	49.90	50.10
8	25	2017	6	12	9,264	7.70	65	120,358	4,657	4,607	50.27	49.73
2	2	2017	5	17	9,261	7.69	66	120,358	4,639	4,622	50.09	49.91
6	19	2017	2	17	9,256	7.69	67	120,358	4,561	4,695	49.28	50.72

MO	DY	YR	DAY OF WK	HR	HR VOL	PERCENT OF AADT	HOUR NUMBER	AADT	NORTH VOLUME	SOUTH VOLUME	PERCENT NORTH IS OF TOTAL VOLUME	PERCENT SOUTH IS OF TOTAL VOLUME
8	12	2017	7	11	9,256	7.69	68	120,358	4,389	4,867	47.42	52.58
8	12	2017	7	14	9,256	7.69	69	120,358	4,516	4,740	48.79	51.21
3	21	2017	3	17	9,253	7.69	70	120,358	4,504	4,749	48.68	51.32
7	2	2017	1	13	9,253	7.69	71	120,358	4,677	4,576	50.55	49.45
5	9	2017	3	17	9,251	7.69	72	120,358	4,661	4,590	50.38	49.62
5	20	2017	7	12	9,251	7.69	73	120,358	4,451	4,800	48.11	51.89
4	11	2017	3	18	9,250	7.69	74	120,358	4,643	4,607	50.19	49.81
4	27	2017	5	17	9,249	7.68	75	120,358	4,575	4,674	49.46	50.54
7	13	2017	5	17	9,243	7.68	76	120,358	4,676	4,567	50.59	49.41
4	28	2017	6	17	9,241	7.68	77	120,358	4,337	4,904	46.93	53.07
6	17	2017	7	11	9,241	7.68	78	120,358	4,317	4,924	46.72	53.28
5	14	2017	1	13	9,239	7.68	79	120,358	5,043	4,196	54.58	45.42
7	26	2017	4	17	9,237	7.67	80	120,358	4,655	4,582	50.40	49.60
6	16	2017	6	16	9,235	7.67	81	120,358	4,539	4,696	49.15	50.85
10	7	2017	7	12	9,235	7.67	82	120,358	4,288	4,947	46.43	53.57
6	16	2017	6	15	9,233	7.67	83	120,358	4,617	4,616	50.01	49.99
6	22	2017	5	16	9,233	7.67	84	120,358	4,582	4,651	49.63	50.37
2	28	2017	3	17	9,232	7.67	85	120,358	4,483	4,749	48.56	51.44
6	27	2017	3	17	9,232	7.67	86	120,358	4,596	4,636	49.78	50.22
6	24	2017	7	11	9,231	7.67	87	120,358	4,344	4,887	47.06	52.94
7	13	2017	5	16	9,229	7.67	88	120,358	4,639	4,590	50.27	49.73
6	20	2017	3	17	9,227	7.67	89	120,358	4,607	4,620	49.93	50.07
8	26	2017	7	14	9,226	7.67	90	120,358	4,469	4,757	48.44	51.56
1	24	2017	3	17	9,224	7.66	91	120,358	4,469	4,755	48.45	51.55
3	30	2017	5	17	9,223	7.66	92	120,358	4,729	4,494	51.27	48.73
6	25	2017	1	12	9,223	7.66	93	120,358	4,783	4,440	51.86	48.14
2	23	2017	5	18	9,222	7.66	94	120,358	4,669	4,553	50.63	49.37
9	22	2017	6	15	9,221	7.66	95	120,358	4,440	4,781	48.15	51.85
11	10	2017	6	12	9,220	7.66	96	120,358	4,311	4,909	46.76	53.24
1	27	2017	6	17	9,219	7.66	97	120,358	4,311	4,908	46.76	53.24
7	10	2017	2	17	9,217	7.66	98	120,358	4,682	4,535	50.80	49.20
9	23	2017	7	11	9,217	7.66	99	120,358	4,691	4,526	50.90	49.10
8	12	2017	7	12	9,215	7.66	100	120,358	4,554	4,661	49.42	50.58
4	2	2017	1	13	9,213	7.65	101	120,358	4,572	4,641	49.63	50.37
12	26	2017	3	12	9,213	7.65	102	120,358	4,479	4,734	48.62	51.38
6	14	2017	4	17	9,211	7.65	103	120,358	4,680	4,531	50.81	49.19
9	16	2017	7	11	9,211	7.65	104	120,358	4,466	4,745	48.49	51.51
9	22	2017	6	17	9,210	7.65	105	120,358	4,399	4,811	47.76	52.24
2	23	2017	5	16	9,209	7.65	106	120,358	4,457	4,752	48.40	51.60
7	12	2017	4	17	9,209	7.65	107	120,358	4,737	4,472	51.44	48.56
3	23	2017	5	18	9,208	7.65	108	120,358	4,697	4,511	51.01	48.99
6	6	2017	3	17	9,207	7.65	109	120,358	4,618	4,589	50.16	49.84
6	10	2017	7	12	9,202	7.65	110	120,358	4,490	4,712	48.79	51.21
5	5	2017	6	16	9,201	7.64	111	120,358	4,799	4,402	52.16	47.84
1	26	2017	5	17	9,199	7.64	112	120,358	4,512	4,687	49.05	50.95
7	6	2017	5	17	9,198	7.64	113	120,358	4,612	4,586	50.14	49.86
5	20	2017	7	13	9,197	7.64	114	120,358	4,563	4,634	49.61	50.39
6	1	2017	5	17	9,196	7.64	115	120,358	4,647	4,549	50.53	49.47
7	16	2017	1	12	9,193	7.64	116	120,358	4,785	4,408	52.05	47.95
4	6	2017	5	16	9,191	7.64	117	120,358	4,510	4,681	49.07	50.93
6	16	2017	6	14	9,187	7.63	118	120,358	4,626	4,561	50.35	49.65

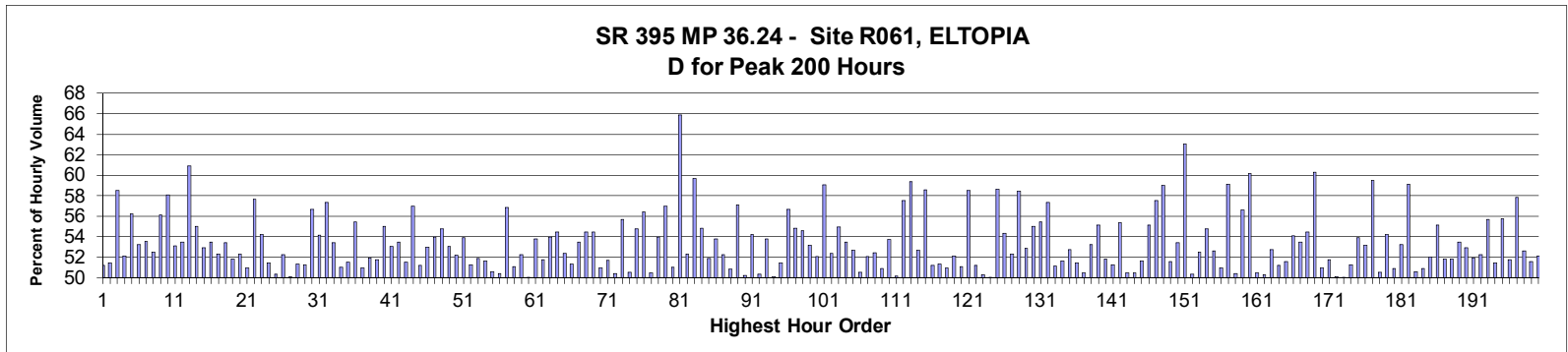


MO	DY	YR	DAY OF WK	HR	HR VOL	PERCENT OF AADT	HOUR NUMBER	AADT	NORTH VOLUME	SOUTH VOLUME	PERCENT NORTH IS OF TOTAL VOLUME	PERCENT SOUTH IS OF TOTAL VOLUME
7	28	2017	6	13	9,186	7.63	119	120,358	4,627	4,559	50.37	49.63
3	24	2017	6	15	9,183	7.63	120	120,358	4,625	4,558	50.36	49.64
7	18	2017	3	17	9,181	7.63	121	120,358	4,691	4,490	51.09	48.91
6	8	2017	5	18	9,178	7.63	122	120,358	4,571	4,607	49.80	50.20
6	18	2017	1	12	9,177	7.62	123	120,358	4,801	4,376	52.32	47.68
6	13	2017	3	18	9,175	7.62	124	120,358	4,632	4,543	50.49	49.51
6	16	2017	6	13	9,171	7.62	125	120,358	4,575	4,596	49.89	50.11
5	19	2017	6	16	9,170	7.62	126	120,358	4,459	4,711	48.63	51.37
7	3	2017	2	15	9,169	7.62	127	120,358	4,647	4,522	50.68	49.32
9	30	2017	7	12	9,166	7.62	128	120,358	4,474	4,692	48.81	51.19
7	21	2017	6	13	9,165	7.61	129	120,358	4,691	4,474	51.18	48.82
4	5	2017	4	17	9,164	7.61	130	120,358	4,612	4,552	50.33	49.67
4	21	2017	6	15	9,164	7.61	131	120,358	4,621	4,543	50.43	49.57
3	10	2017	6	16	9,160	7.61	132	120,358	4,534	4,626	49.50	50.50
5	19	2017	6	14	9,156	7.61	133	120,358	4,532	4,624	49.50	50.50
7	28	2017	6	14	9,154	7.61	134	120,358	4,551	4,603	49.72	50.28
11	3	2017	6	16	9,154	7.61	135	120,358	4,452	4,702	48.63	51.37
9	7	2017	5	17	9,153	7.60	136	120,358	4,567	4,586	49.90	50.10
3	1	2017	4	17	9,150	7.60	137	120,358	4,449	4,701	48.62	51.38
4	28	2017	6	15	9,149	7.60	138	120,358	4,401	4,748	48.10	51.90
10	7	2017	7	13	9,148	7.60	139	120,358	4,335	4,813	47.39	52.61
4	28	2017	6	16	9,146	7.60	140	120,358	4,346	4,800	47.52	52.48
4	9	2017	1	15	9,143	7.60	141	120,358	4,764	4,379	52.11	47.89
5	30	2017	3	17	9,143	7.60	142	120,358	4,535	4,608	49.60	50.40
9	1	2017	6	12	9,141	7.59	143	120,358	4,424	4,717	48.40	51.60
4	12	2017	4	17	9,140	7.59	144	120,358	4,673	4,467	51.13	48.87
7	7	2017	6	15	9,138	7.59	145	120,358	4,573	4,565	50.04	49.96
4	15	2017	7	12	9,137	7.59	146	120,358	4,374	4,763	47.87	52.13
8	26	2017	7	12	9,135	7.59	147	120,358	4,490	4,645	49.15	50.85
8	20	2017	1	12	9,134	7.59	148	120,358	4,410	4,724	48.28	51.72
7	28	2017	6	15	9,132	7.59	149	120,358	4,411	4,721	48.30	51.70
3	24	2017	6	14	9,131	7.59	150	120,358	4,566	4,565	50.01	49.99
6	21	2017	4	16	9,131	7.59	151	120,358	4,563	4,568	49.97	50.03
9	20	2017	4	17	9,125	7.58	152	120,358	4,512	4,613	49.45	50.55
7	20	2017	5	17	9,123	7.58	153	120,358	4,470	4,653	49.00	51.00
7	11	2017	3	17	9,122	7.58	154	120,358	4,702	4,420	51.55	48.45
9	14	2017	5	17	9,122	7.58	155	120,358	4,487	4,635	49.19	50.81
2	24	2017	6	17	9,120	7.58	156	120,358	4,451	4,669	48.80	51.20
7	1	2017	7	13	9,120	7.58	157	120,358	4,616	4,504	50.61	49.39
4	13	2017	5	16	9,118	7.58	158	120,358	4,644	4,474	50.93	49.07
4	28	2017	6	18	9,116	7.57	159	120,358	4,281	4,835	46.96	53.04
4	21	2017	6	17	9,115	7.57	160	120,358	4,408	4,707	48.36	51.64
8	31	2017	5	17	9,114	7.57	161	120,358	4,433	4,681	48.64	51.36
8	26	2017	7	13	9,112	7.57	162	120,358	4,362	4,750	47.87	52.13
3	30	2017	5	16	9,111	7.57	163	120,358	4,361	4,750	47.87	52.13
6	8	2017	5	16	9,108	7.57	164	120,358	4,353	4,755	47.79	52.21
10	14	2017	7	13	9,108	7.57	165	120,358	4,318	4,790	47.41	52.59
6	11	2017	1	14	9,107	7.57	166	120,358	4,874	4,233	53.52	46.48
2	1	2017	4	17	9,106	7.57	167	120,358	4,513	4,593	49.56	50.44
12	30	2017	7	12	9,106	7.57	168	120,358	4,329	4,777	47.54	52.46
3	29	2017	4	17	9,105	7.56	169	120,358	4,374	4,731	48.04	51.96

MO	DY	YR	DAY OF WK	HR	HR VOL	PERCENT OF AADT	HOUR NUMBER	AADT	NORTH VOLUME	SOUTH VOLUME	PERCENT NORTH IS OF TOTAL VOLUME	PERCENT SOUTH IS OF TOTAL VOLUME
6	10	2017	7	13	9,105	7.56	170	120,358	4,444	4,661	48.81	51.19
3	31	2017	6	18	9,101	7.56	171	120,358	4,463	4,638	49.04	50.96
9	22	2017	6	16	9,100	7.56	172	120,358	4,521	4,579	49.68	50.32
7	27	2017	5	13	9,095	7.56	173	120,358	4,491	4,604	49.38	50.62
12	8	2017	6	15	9,093	7.55	174	120,358	4,484	4,609	49.31	50.69
5	18	2017	5	16	9,092	7.55	175	120,358	4,287	4,805	47.15	52.85
2	21	2017	3	17	9,090	7.55	176	120,358	4,467	4,623	49.14	50.86
6	2	2017	6	17	9,090	7.55	177	120,358	4,372	4,718	48.10	51.90
7	17	2017	2	17	9,086	7.55	178	120,358	4,696	4,390	51.68	48.32
11	3	2017	6	17	9,086	7.55	179	120,358	4,433	4,653	48.79	51.21
8	11	2017	6	12	9,085	7.55	180	120,358	4,566	4,519	50.26	49.74
6	19	2017	2	16	9,084	7.55	181	120,358	4,368	4,716	48.08	51.92
4	18	2017	3	17	9,083	7.55	182	120,358	4,492	4,591	49.46	50.54
7	3	2017	2	13	9,082	7.55	183	120,358	4,614	4,468	50.80	49.20
11	22	2017	4	14	9,082	7.55	184	120,358	4,510	4,572	49.66	50.34
12	27	2017	4	15	9,081	7.54	185	120,358	4,641	4,440	51.11	48.89
3	19	2017	1	14	9,080	7.54	186	120,358	4,776	4,304	52.60	47.40
6	22	2017	5	18	9,077	7.54	187	120,358	4,592	4,485	50.59	49.41
7	24	2017	2	17	9,075	7.54	188	120,358	4,569	4,506	50.35	49.65
10	5	2017	5	17	9,075	7.54	189	120,358	4,559	4,516	50.24	49.76
8	27	2017	1	13	9,072	7.54	190	120,358	4,572	4,500	50.40	49.60
7	15	2017	7	14	9,070	7.54	191	120,358	4,372	4,698	48.20	51.80
6	10	2017	7	11	9,068	7.53	192	120,358	4,336	4,732	47.82	52.18
5	20	2017	7	14	9,066	7.53	193	120,358	4,529	4,537	49.96	50.04
5	3	2017	4	17	9,065	7.53	194	120,358	4,439	4,626	48.97	51.03
5	24	2017	4	17	9,062	7.53	195	120,358	4,430	4,632	48.89	51.11
6	14	2017	4	18	9,062	7.53	196	120,358	4,680	4,382	51.64	48.36
6	29	2017	5	17	9,061	7.53	197	120,358	4,585	4,476	50.60	49.40
6	30	2017	6	13	9,061	7.53	198	120,358	4,484	4,577	49.49	50.51
7	15	2017	7	12	9,060	7.53	199	120,358	4,330	4,730	47.79	52.21
3	10	2017	6	17	9,059	7.53	200	120,358	4,349	4,710	48.01	51.99



**AADT= 16,462      K 30 FACTOR= 10.75      K 100 FACTOR= 10.17      K 200 FACTOR= 9.60      D 30 FACTOR= 56.67**



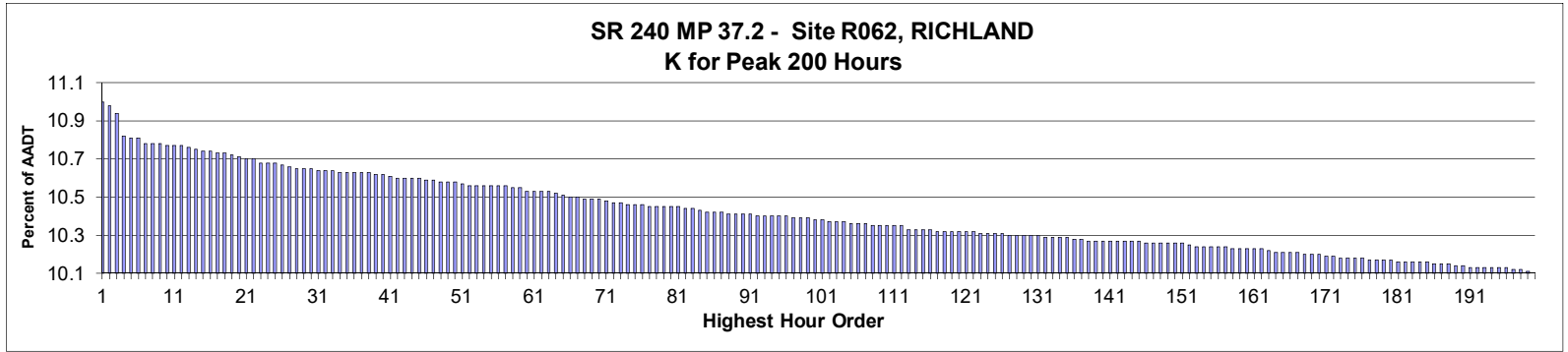
MO	DY	YR	DAY OF WK	HR	HR VOL	PERCENT OF AADT	HOUR NUMBER	AADT	NORTH VOLUME	SOUTH VOLUME	PERCENT NORTH IS OF TOTAL VOLUME	PERCENT SOUTH IS OF TOTAL VOLUME
9	1	2017	6	17	1,978	12.02	1	16,462	1,013	965	51.21	48.79
8	13	2017	1	16	1,943	11.80	2	16,462	943	1,000	48.53	51.47
8	20	2017	1	15	1,914	11.63	3	16,462	794	1,120	41.48	58.52
9	1	2017	6	18	1,885	11.45	4	16,462	983	902	52.15	47.85
8	13	2017	1	14	1,884	11.44	5	16,462	824	1,060	43.74	56.26
5	26	2017	6	17	1,883	11.44	6	16,462	1,002	881	53.21	46.79
6	30	2017	6	16	1,883	11.44	7	16,462	1,008	875	53.53	46.47
8	11	2017	6	16	1,883	11.44	8	16,462	988	895	52.47	47.53
6	30	2017	6	15	1,881	11.43	9	16,462	1,055	826	56.09	43.91
8	20	2017	1	16	1,859	11.29	10	16,462	779	1,080	41.90	58.10
8	13	2017	1	17	1,852	11.25	11	16,462	868	984	46.87	53.13
7	23	2017	1	14	1,841	11.18	12	16,462	857	984	46.55	53.45
8	20	2017	1	14	1,839	11.17	13	16,462	719	1,120	39.10	60.90
8	6	2017	1	14	1,837	11.16	14	16,462	826	1,011	44.96	55.04
6	25	2017	1	14	1,835	11.15	15	16,462	864	971	47.08	52.92
8	13	2017	1	15	1,831	11.12	16	16,462	852	979	46.53	53.47

MO	DY	YR	DAY OF WK	HR	HR VOL	PERCENT OF AADT	HOUR NUMBER	AADT	NORTH VOLUME	SOUTH VOLUME	PERCENT NORTH IS OF TOTAL VOLUME	PERCENT SOUTH IS OF TOTAL VOLUME
6	30	2017	6	17	1,827	11.10	17	16,462	956	871	52.33	47.67
7	28	2017	6	15	1,826	11.09	18	16,462	851	975	46.60	53.40
8	18	2017	6	16	1,825	11.09	19	16,462	879	946	48.16	51.84
7	28	2017	6	16	1,819	11.05	20	16,462	951	868	52.28	47.72
8	6	2017	1	15	1,818	11.04	21	16,462	891	927	49.01	50.99
8	13	2017	1	13	1,814	11.02	22	16,462	768	1,046	42.34	57.66
7	23	2017	1	15	1,796	10.91	23	16,462	822	974	45.77	54.23
9	1	2017	6	16	1,793	10.89	24	16,462	923	870	51.48	48.52
6	16	2017	6	16	1,785	10.84	25	16,462	899	886	50.36	49.64
6	23	2017	6	15	1,784	10.84	26	16,462	932	852	52.24	47.76
5	5	2017	6	17	1,775	10.78	27	16,462	889	886	50.08	49.92
7	30	2017	1	16	1,775	10.78	28	16,462	911	864	51.32	48.68
7	28	2017	6	17	1,773	10.77	29	16,462	864	909	48.73	51.27
4	7	2017	6	16	1,770	10.75	30	16,462	1,003	767	56.67	43.33
8	11	2017	6	14	1,770	10.75	31	16,462	959	811	54.18	45.82
3	10	2017	6	17	1,769	10.75	32	16,462	755	1,014	42.68	57.32
5	26	2017	6	15	1,768	10.74	33	16,462	944	824	53.39	46.61
8	11	2017	6	15	1,767	10.73	34	16,462	865	902	48.95	51.05
7	1	2017	7	12	1,763	10.71	35	16,462	908	855	51.50	48.50
10	6	2017	6	17	1,763	10.71	36	16,462	785	978	44.53	55.47
7	14	2017	6	16	1,760	10.69	37	16,462	863	897	49.03	50.97
8	6	2017	1	16	1,760	10.69	38	16,462	846	914	48.07	51.93
8	11	2017	6	17	1,758	10.68	39	16,462	910	848	51.76	48.24
8	25	2017	6	16	1,758	10.68	40	16,462	967	791	55.01	44.99
7	21	2017	6	17	1,756	10.67	41	16,462	825	931	46.98	53.02
6	25	2017	1	16	1,751	10.64	42	16,462	815	936	46.54	53.46
8	4	2017	6	15	1,748	10.62	43	16,462	847	901	48.46	51.54
9	4	2017	2	15	1,748	10.62	44	16,462	752	996	43.02	56.98
9	29	2017	6	16	1,748	10.62	45	16,462	895	853	51.20	48.80
7	28	2017	6	14	1,746	10.61	46	16,462	925	821	52.98	47.02
8	27	2017	1	14	1,742	10.58	47	16,462	802	940	46.04	53.96
6	23	2017	6	14	1,741	10.58	48	16,462	953	788	54.74	45.26
9	1	2017	6	15	1,741	10.58	49	16,462	923	818	53.02	46.98
6	25	2017	1	15	1,739	10.56	50	16,462	908	831	52.21	47.79
6	23	2017	6	16	1,738	10.56	51	16,462	937	801	53.91	46.09
6	16	2017	6	17	1,736	10.55	52	16,462	846	890	48.73	51.27
7	21	2017	6	15	1,734	10.53	53	16,462	835	899	48.15	51.85
8	4	2017	6	16	1,733	10.53	54	16,462	895	838	51.64	48.36
8	27	2017	1	16	1,732	10.52	55	16,462	856	876	49.42	50.58
7	30	2017	1	15	1,728	10.50	56	16,462	857	871	49.59	50.41
9	4	2017	2	16	1,726	10.48	57	16,462	745	981	43.16	56.84
5	26	2017	6	18	1,725	10.48	58	16,462	881	844	51.07	48.93
10	20	2017	6	17	1,722	10.46	59	16,462	822	900	47.74	52.26
7	21	2017	6	16	1,721	10.45	60	16,462	861	860	50.03	49.97
6	30	2017	6	18	1,718	10.44	61	16,462	924	794	53.78	46.22
7	7	2017	6	16	1,717	10.43	62	16,462	828	889	48.22	51.78
6	25	2017	1	17	1,716	10.42	63	16,462	790	926	46.04	53.96
7	5	2017	4	14	1,714	10.41	64	16,462	781	933	45.57	54.43
6	23	2017	6	17	1,713	10.41	65	16,462	897	816	52.36	47.64
10	6	2017	6	16	1,713	10.41	66	16,462	834	879	48.69	51.31
4	9	2017	1	16	1,710	10.39	67	16,462	914	796	53.45	46.55

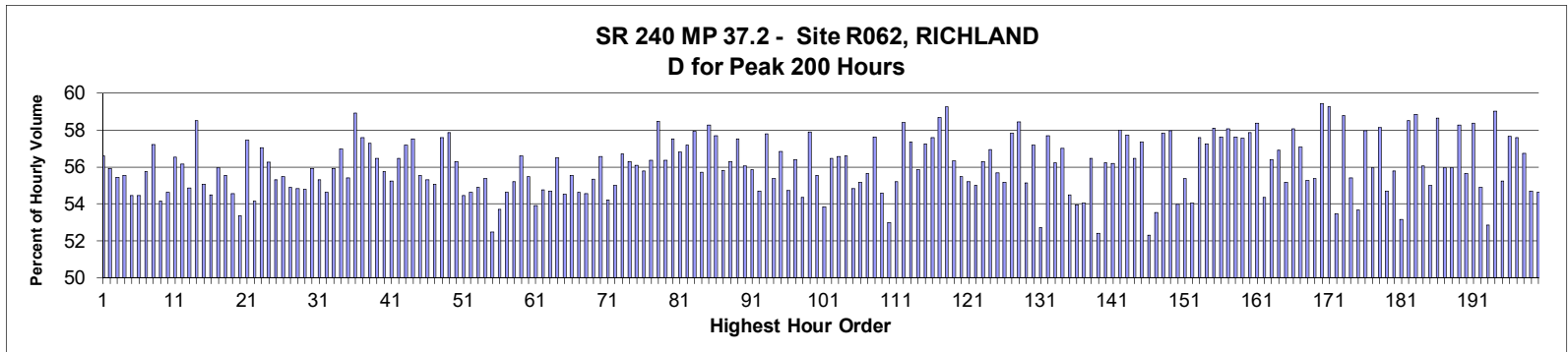
MO	DY	YR	DAY OF WK	HR	HR VOL	PERCENT OF AADT	HOUR NUMBER	AADT	NORTH VOLUME	SOUTH VOLUME	PERCENT NORTH IS OF TOTAL VOLUME	PERCENT SOUTH IS OF TOTAL VOLUME
5	29	2017	2	15	1,710	10.39	68	16,462	779	931	45.56	54.44
7	9	2017	1	14	1,709	10.38	69	16,462	778	931	45.52	54.48
9	29	2017	6	17	1,708	10.38	70	16,462	838	870	49.06	50.94
10	27	2017	6	17	1,708	10.38	71	16,462	825	883	48.30	51.70
6	2	2017	6	16	1,707	10.37	72	16,462	847	860	49.62	50.38
6	30	2017	6	14	1,706	10.36	73	16,462	950	756	55.69	44.31
6	9	2017	6	17	1,705	10.36	74	16,462	862	843	50.56	49.44
3	10	2017	6	16	1,703	10.35	75	16,462	770	933	45.21	54.79
6	23	2017	6	18	1,699	10.32	76	16,462	959	740	56.44	43.56
7	14	2017	6	15	1,699	10.32	77	16,462	857	842	50.44	49.56
7	16	2017	1	14	1,699	10.32	78	16,462	782	917	46.03	53.97
4	7	2017	6	15	1,698	10.31	79	16,462	967	731	56.95	43.05
4	9	2017	1	15	1,697	10.31	80	16,462	866	831	51.03	48.97
8	20	2017	1	13	1,696	10.30	81	16,462	579	1,117	34.14	65.86
7	30	2017	1	14	1,693	10.28	82	16,462	807	886	47.67	52.33
4	7	2017	6	14	1,691	10.27	83	16,462	1,009	682	59.67	40.33
4	9	2017	1	17	1,691	10.27	84	16,462	927	764	54.82	45.18
10	13	2017	6	17	1,691	10.27	85	16,462	814	877	48.14	51.86
8	25	2017	6	17	1,690	10.27	86	16,462	781	909	46.21	53.79
5	12	2017	6	17	1,688	10.25	87	16,462	806	882	47.75	52.25
7	7	2017	6	15	1,688	10.25	88	16,462	830	858	49.17	50.83
5	29	2017	2	14	1,687	10.25	89	16,462	724	963	42.92	57.08
6	16	2017	6	15	1,685	10.24	90	16,462	846	839	50.21	49.79
9	22	2017	6	17	1,684	10.23	91	16,462	771	913	45.78	54.22
4	2	2017	1	16	1,683	10.22	92	16,462	847	836	50.33	49.67
5	26	2017	6	16	1,683	10.22	93	16,462	905	778	53.77	46.23
4	9	2017	1	14	1,682	10.22	94	16,462	843	839	50.12	49.88
7	23	2017	1	16	1,682	10.22	95	16,462	817	865	48.57	51.43
5	29	2017	2	16	1,679	10.20	96	16,462	728	951	43.36	56.64
6	25	2017	1	13	1,679	10.20	97	16,462	758	921	45.15	54.85
8	27	2017	1	15	1,678	10.19	98	16,462	762	916	45.41	54.59
4	2	2017	1	14	1,676	10.18	99	16,462	785	891	46.84	53.16
5	12	2017	6	16	1,674	10.17	100	16,462	802	872	47.91	52.09
8	20	2017	1	17	1,674	10.17	101	16,462	685	989	40.92	59.08
8	11	2017	6	13	1,672	10.16	102	16,462	876	796	52.39	47.61
4	2	2017	1	17	1,671	10.15	103	16,462	918	753	54.94	45.06
3	31	2017	6	17	1,670	10.14	104	16,462	777	893	46.53	53.47
6	16	2017	6	14	1,670	10.14	105	16,462	880	790	52.69	47.31
6	30	2017	6	13	1,670	10.14	106	16,462	844	826	50.54	49.46
6	30	2017	6	12	1,669	10.14	107	16,462	869	800	52.07	47.93
10	20	2017	6	16	1,667	10.13	108	16,462	793	874	47.57	52.43
7	9	2017	1	16	1,666	10.12	109	16,462	818	848	49.10	50.90
9	4	2017	2	17	1,666	10.12	110	16,462	771	895	46.28	53.72
7	16	2017	1	17	1,665	10.11	111	16,462	830	835	49.85	50.15
5	7	2017	1	17	1,663	10.10	112	16,462	706	957	42.45	57.55
9	4	2017	2	14	1,662	10.10	113	16,462	675	987	40.61	59.39
10	8	2017	1	17	1,660	10.08	114	16,462	874	786	52.65	47.35
8	6	2017	1	13	1,659	10.08	115	16,462	687	972	41.41	58.59
4	7	2017	6	17	1,656	10.06	116	16,462	808	848	48.79	51.21
8	4	2017	6	17	1,656	10.06	117	16,462	850	806	51.33	48.67
7	30	2017	1	17	1,654	10.05	118	16,462	843	811	50.97	49.03

MO	DY	YR	DAY OF WK	HR	HR VOL	PERCENT OF AADT	HOUR NUMBER	AADT	NORTH VOLUME	SOUTH VOLUME	PERCENT NORTH IS OF TOTAL VOLUME	PERCENT SOUTH IS OF TOTAL VOLUME
10	13	2017	6	16	1,654	10.05	119	16,462	862	792	52.12	47.88
8	18	2017	6	13	1,653	10.04	120	16,462	809	844	48.94	51.06
6	18	2017	1	13	1,652	10.04	121	16,462	685	967	41.46	58.54
6	18	2017	1	16	1,652	10.04	122	16,462	846	806	51.21	48.79
6	11	2017	1	16	1,650	10.02	123	16,462	830	820	50.30	49.70
5	5	2017	6	16	1,648	10.01	124	16,462	825	823	50.06	49.94
7	23	2017	1	13	1,648	10.01	125	16,462	682	966	41.38	58.62
9	1	2017	6	14	1,648	10.01	126	16,462	895	753	54.31	45.69
8	4	2017	6	13	1,647	10.00	127	16,462	786	861	47.72	52.28
7	16	2017	1	13	1,645	9.99	128	16,462	684	961	41.58	58.42
8	21	2017	2	16	1,644	9.99	129	16,462	869	775	52.86	47.14
6	18	2017	1	14	1,643	9.98	130	16,462	739	904	44.98	55.02
5	7	2017	1	16	1,642	9.97	131	16,462	732	910	44.58	55.42
5	12	2017	6	14	1,641	9.97	132	16,462	941	700	57.34	42.66
6	9	2017	6	16	1,638	9.95	133	16,462	800	838	48.84	51.16
7	1	2017	7	13	1,636	9.94	134	16,462	845	791	51.65	48.35
7	14	2017	6	14	1,635	9.93	135	16,462	862	773	52.72	47.28
5	19	2017	6	18	1,634	9.93	136	16,462	793	841	48.53	51.47
6	23	2017	6	13	1,634	9.93	137	16,462	809	825	49.51	50.49
7	9	2017	1	15	1,634	9.93	138	16,462	764	870	46.76	53.24
7	9	2017	1	17	1,633	9.92	139	16,462	733	900	44.89	55.11
3	24	2017	6	17	1,632	9.91	140	16,462	786	846	48.16	51.84
6	2	2017	6	17	1,632	9.91	141	16,462	837	795	51.29	48.71
9	29	2017	6	15	1,632	9.91	142	16,462	904	728	55.39	44.61
3	17	2017	6	17	1,629	9.90	143	16,462	807	822	49.54	50.46
4	23	2017	1	17	1,629	9.90	144	16,462	822	807	50.46	49.54
5	19	2017	6	17	1,627	9.88	145	16,462	787	840	48.37	51.63
7	5	2017	4	15	1,627	9.88	146	16,462	730	897	44.87	55.13
7	5	2017	4	16	1,627	9.88	147	16,462	691	936	42.47	57.53
7	30	2017	1	13	1,627	9.88	148	16,462	667	960	41.00	59.00
10	6	2017	6	18	1,627	9.88	149	16,462	788	839	48.43	51.57
7	14	2017	6	17	1,626	9.88	150	16,462	757	869	46.56	53.44
9	4	2017	2	13	1,626	9.88	151	16,462	601	1,025	36.96	63.04
9	22	2017	6	16	1,626	9.88	152	16,462	807	819	49.63	50.37
7	16	2017	1	16	1,625	9.87	153	16,462	853	772	52.49	47.51
3	31	2017	6	18	1,623	9.86	154	16,462	734	889	45.22	54.78
7	16	2017	1	15	1,623	9.86	155	16,462	769	854	47.38	52.62
5	19	2017	6	15	1,622	9.85	156	16,462	795	827	49.01	50.99
7	23	2017	1	12	1,620	9.84	157	16,462	662	958	40.86	59.14
6	16	2017	6	13	1,619	9.83	158	16,462	803	816	49.60	50.40
7	27	2017	5	18	1,616	9.82	159	16,462	701	915	43.38	56.62
8	13	2017	1	12	1,616	9.82	160	16,462	644	972	39.85	60.15
6	18	2017	1	17	1,615	9.81	161	16,462	800	815	49.54	50.46
8	24	2017	5	16	1,615	9.81	162	16,462	803	812	49.72	50.28
5	5	2017	6	15	1,612	9.79	163	16,462	850	762	52.73	47.27
10	8	2017	1	16	1,612	9.79	164	16,462	825	787	51.18	48.82
5	14	2017	1	16	1,611	9.79	165	16,462	831	780	51.58	48.42
6	11	2017	1	15	1,610	9.78	166	16,462	739	871	45.90	54.10
7	21	2017	6	14	1,610	9.78	167	16,462	861	749	53.48	46.52
8	18	2017	6	15	1,610	9.78	168	16,462	733	877	45.53	54.47
7	30	2017	1	12	1,609	9.77	169	16,462	639	970	39.71	60.29

MO	DY	YR	DAY OF WK	HR	HR VOL	PERCENT OF AADT	HOUR NUMBER	AADT	NORTH VOLUME	SOUTH VOLUME	PERCENT NORTH IS OF TOTAL VOLUME	PERCENT SOUTH IS OF TOTAL VOLUME
10	1	2017	1	16	1,607	9.76	170	16,462	819	788	50.96	49.04
8	11	2017	6	18	1,606	9.76	171	16,462	831	775	51.74	48.26
4	21	2017	6	17	1,605	9.75	172	16,462	804	801	50.09	49.91
7	7	2017	6	17	1,605	9.75	173	16,462	802	803	49.97	50.03
6	18	2017	1	15	1,603	9.74	174	16,462	781	822	48.72	51.28
8	18	2017	6	12	1,603	9.74	175	16,462	739	864	46.10	53.90
7	20	2017	5	17	1,599	9.71	176	16,462	749	850	46.84	53.16
8	27	2017	1	13	1,599	9.71	177	16,462	648	951	40.53	59.47
6	9	2017	6	18	1,598	9.71	178	16,462	791	807	49.50	50.50
5	29	2017	2	17	1,597	9.70	179	16,462	731	866	45.77	54.23
8	4	2017	6	14	1,596	9.70	180	16,462	812	784	50.88	49.12
5	14	2017	1	15	1,591	9.66	181	16,462	744	847	46.76	53.24
6	25	2017	1	18	1,591	9.66	182	16,462	650	941	40.85	59.15
8	11	2017	6	12	1,591	9.66	183	16,462	805	786	50.60	49.40
9	15	2017	6	17	1,591	9.66	184	16,462	781	810	49.09	50.91
10	6	2017	6	15	1,590	9.66	185	16,462	763	827	47.99	52.01
8	25	2017	6	14	1,589	9.65	186	16,462	876	713	55.13	44.87
4	21	2017	6	16	1,588	9.65	187	16,462	765	823	48.17	51.83
5	12	2017	6	15	1,588	9.65	188	16,462	823	765	51.83	48.17
10	1	2017	1	17	1,587	9.64	189	16,462	849	738	53.50	46.50
8	17	2017	5	17	1,586	9.63	190	16,462	747	839	47.10	52.90
3	3	2017	6	17	1,585	9.63	191	16,462	762	823	48.08	51.92
3	31	2017	6	16	1,585	9.63	192	16,462	757	828	47.76	52.24
4	7	2017	6	13	1,585	9.63	193	16,462	883	702	55.71	44.29
7	21	2017	6	18	1,585	9.63	194	16,462	815	770	51.42	48.58
5	26	2017	6	14	1,584	9.62	195	16,462	883	701	55.74	44.26
7	14	2017	6	18	1,584	9.62	196	16,462	820	764	51.77	48.23
10	15	2017	1	15	1,582	9.61	197	16,462	667	915	42.16	57.84
7	28	2017	6	18	1,581	9.60	198	16,462	832	749	52.62	47.38
8	13	2017	1	18	1,581	9.60	199	16,462	766	815	48.45	51.55
4	21	2017	6	18	1,580	9.60	200	16,462	756	824	47.85	52.15



**AADT= 76,756      K 30 FACTOR= 10.65      K 100 FACTOR= 10.38      K 200 FACTOR= 10.10      D 30 FACTOR= 55.91**



MO	DY	YR	DAY OF WK	HR	HR VOL	PERCENT OF AADT	HOUR NUMBER	AADT	EAST VOLUME	WEST VOLUME	PERCENT EAST IS OF TOTAL VOLUME	PERCENT WEST IS OF TOTAL VOLUME
5	2	2017	3	18	8,440	11.00	1	76,756	4,779	3,661	56.62	43.38
12	19	2017	3	18	8,426	10.98	2	76,756	4,711	3,715	55.91	44.09
6	1	2017	5	18	8,399	10.94	3	76,756	4,658	3,741	55.46	44.54
10	5	2017	5	18	8,302	10.82	4	76,756	4,610	3,692	55.53	44.47
10	11	2017	4	18	8,298	10.81	5	76,756	4,518	3,780	54.45	45.55
5	24	2017	4	18	8,294	10.81	6	76,756	4,516	3,778	54.45	45.55
11	2	2017	5	18	8,275	10.78	7	76,756	4,613	3,662	55.75	44.25
2	23	2017	5	18	8,271	10.78	8	76,756	4,733	3,538	57.22	42.78
6	7	2017	4	18	8,271	10.78	9	76,756	4,479	3,792	54.15	45.85
5	31	2017	4	18	8,270	10.77	10	76,756	4,518	3,752	54.63	45.37
11	9	2017	5	17	8,270	10.77	11	76,756	4,676	3,594	56.54	43.46
12	5	2017	3	17	8,267	10.77	12	76,756	4,643	3,624	56.16	43.84
6	6	2017	3	18	8,260	10.76	13	76,756	4,533	3,727	54.88	45.12
11	14	2017	3	18	8,254	10.75	14	76,756	4,830	3,424	58.52	41.48
6	13	2017	3	18	8,246	10.74	15	76,756	4,540	3,706	55.06	44.94
5	18	2017	5	18	8,240	10.74	16	76,756	4,489	3,751	54.48	45.52

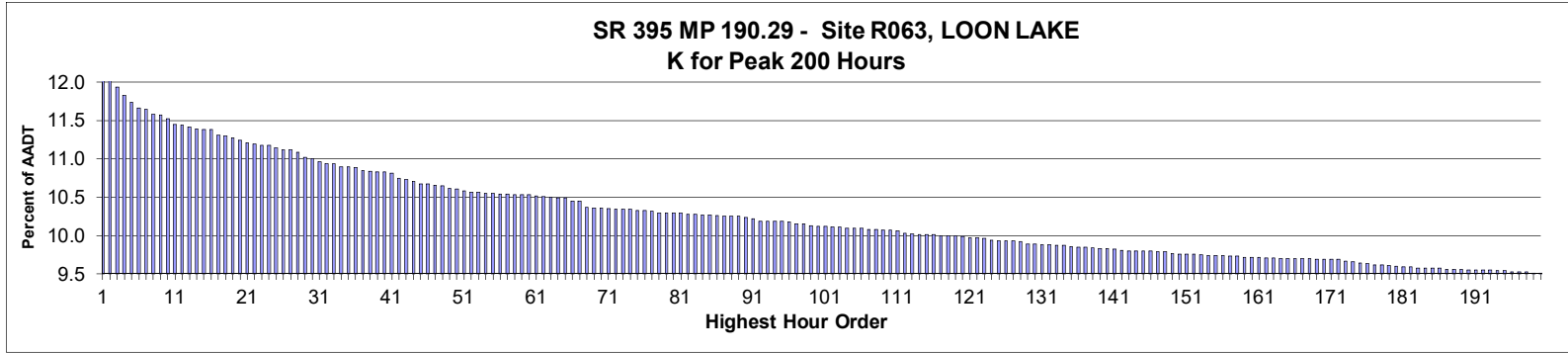




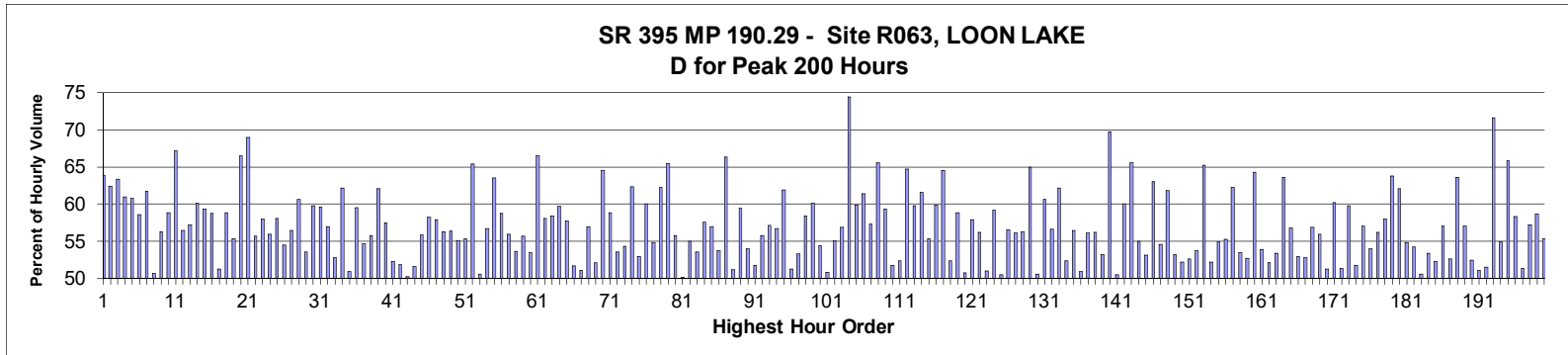




MO	DY	YR	DAY OF WK	HR	HR VOL	PERCENT OF AADT	HOUR NUMBER	AADT	EAST VOLUME	WEST VOLUME	PERCENT EAST IS OF TOTAL VOLUME	PERCENT WEST IS OF TOTAL VOLUME
10	23	2017	2	17	7,826	10.20	170	76,756	4,652	3,174	59.44	40.56
5	15	2017	2	17	7,825	10.19	171	76,756	4,639	3,186	59.28	40.72
12	21	2017	5	18	7,822	10.19	172	76,756	4,182	3,640	53.46	46.54
5	22	2017	2	17	7,814	10.18	173	76,756	4,592	3,222	58.77	41.23
12	14	2017	5	18	7,814	10.18	174	76,756	4,330	3,484	55.41	44.59
7	12	2017	4	18	7,810	10.18	175	76,756	4,191	3,619	53.66	46.34
11	6	2017	2	17	7,810	10.18	176	76,756	4,528	3,282	57.98	42.02
6	2	2017	6	17	7,809	10.17	177	76,756	4,369	3,440	55.95	44.05
9	6	2017	4	17	7,809	10.17	178	76,756	4,539	3,270	58.13	41.87
8	31	2017	5	18	7,806	10.17	179	76,756	4,271	3,535	54.71	45.29
9	11	2017	2	18	7,803	10.17	180	76,756	4,354	3,449	55.80	44.20
5	12	2017	6	17	7,801	10.16	181	76,756	4,146	3,655	53.15	46.85
4	13	2017	5	17	7,800	10.16	182	76,756	4,565	3,235	58.53	41.47
5	17	2017	4	17	7,800	10.16	183	76,756	4,591	3,209	58.86	41.14
5	31	2017	4	17	7,800	10.16	184	76,756	4,373	3,427	56.06	43.94
12	18	2017	2	18	7,796	10.16	185	76,756	4,287	3,509	54.99	45.01
5	23	2017	3	17	7,793	10.15	186	76,756	4,571	3,222	58.66	41.34
3	15	2017	4	18	7,790	10.15	187	76,756	4,359	3,431	55.96	44.04
5	9	2017	3	17	7,788	10.15	188	76,756	4,359	3,429	55.97	44.03
3	29	2017	4	17	7,781	10.14	189	76,756	4,534	3,247	58.27	41.73
8	1	2017	3	18	7,781	10.14	190	76,756	4,329	3,452	55.64	44.36
4	25	2017	3	17	7,775	10.13	191	76,756	4,539	3,236	58.38	41.62
12	12	2017	3	18	7,775	10.13	192	76,756	4,269	3,506	54.91	45.09
7	27	2017	5	18	7,774	10.13	193	76,756	4,108	3,666	52.84	47.16
8	29	2017	3	17	7,774	10.13	194	76,756	4,589	3,185	59.03	40.97
7	26	2017	4	18	7,773	10.13	195	76,756	4,294	3,479	55.24	44.76
11	16	2017	5	18	7,772	10.13	196	76,756	4,482	3,290	57.67	42.33
6	15	2017	5	17	7,767	10.12	197	76,756	4,472	3,295	57.58	42.42
3	6	2017	2	18	7,764	10.12	198	76,756	4,405	3,359	56.74	43.26
11	30	2017	5	18	7,762	10.11	199	76,756	4,244	3,518	54.68	45.32
7	10	2017	2	18	7,751	10.10	200	76,756	4,233	3,518	54.61	45.39



**AADT= 9,228      K 30 FACTOR= 11.00      K 100 FACTOR= 10.12      K 200 FACTOR= 9.51      D 30 FACTOR= 59.80**



MO	DY	YR	DAY OF WK	HR	HR VOL	PERCENT OF AADT	HOUR NUMBER	AADT	NORTH VOLUME	SOUTH VOLUME	PERCENT NORTH IS OF TOTAL VOLUME	PERCENT SOUTH IS OF TOTAL VOLUME
9	1	2017	6	17	1,141	12.36	1	9,228	729	412	63.89	36.11
5	26	2017	6	17	1,123	12.17	2	9,228	701	422	62.42	37.58
5	29	2017	2	13	1,102	11.94	3	9,228	404	698	36.66	63.34
7	1	2017	7	13	1,092	11.83	4	9,228	666	426	60.99	39.01
7	21	2017	6	17	1,083	11.74	5	9,228	658	425	60.76	39.24
7	14	2017	6	17	1,076	11.66	6	9,228	630	446	58.55	41.45
7	28	2017	6	17	1,075	11.65	7	9,228	664	411	61.77	38.23
7	3	2017	2	12	1,069	11.58	8	9,228	541	528	50.61	49.39
5	26	2017	6	16	1,068	11.57	9	9,228	601	467	56.27	43.73
7	14	2017	6	16	1,063	11.52	10	9,228	625	438	58.80	41.20
9	1	2017	6	18	1,057	11.45	11	9,228	710	347	67.17	32.83
7	14	2017	6	15	1,056	11.44	12	9,228	596	460	56.44	43.56
7	3	2017	2	14	1,054	11.42	13	9,228	603	451	57.21	42.79
8	4	2017	6	17	1,051	11.39	14	9,228	632	419	60.13	39.87
9	1	2017	6	15	1,050	11.38	15	9,228	623	427	59.33	40.67
9	1	2017	6	16	1,050	11.38	16	9,228	617	433	58.76	41.24

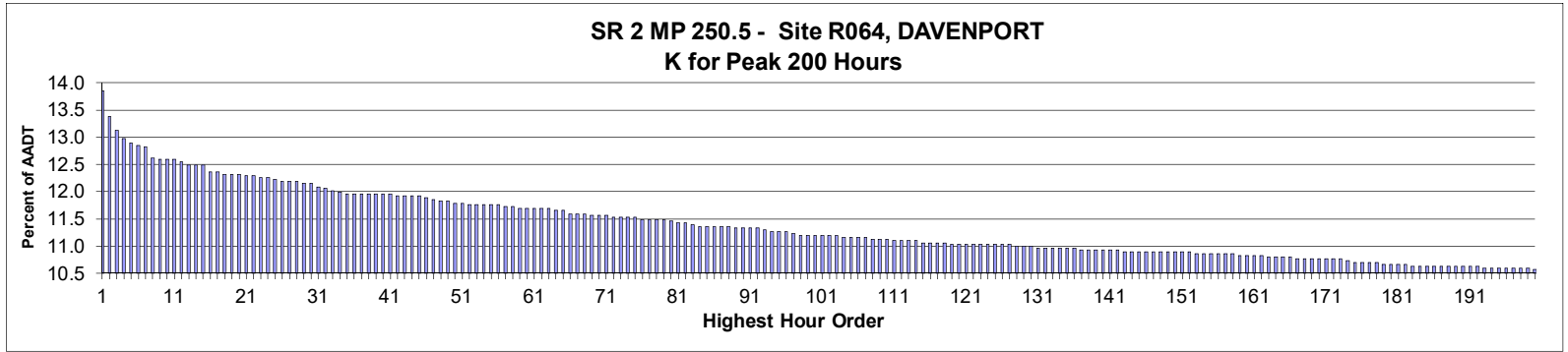




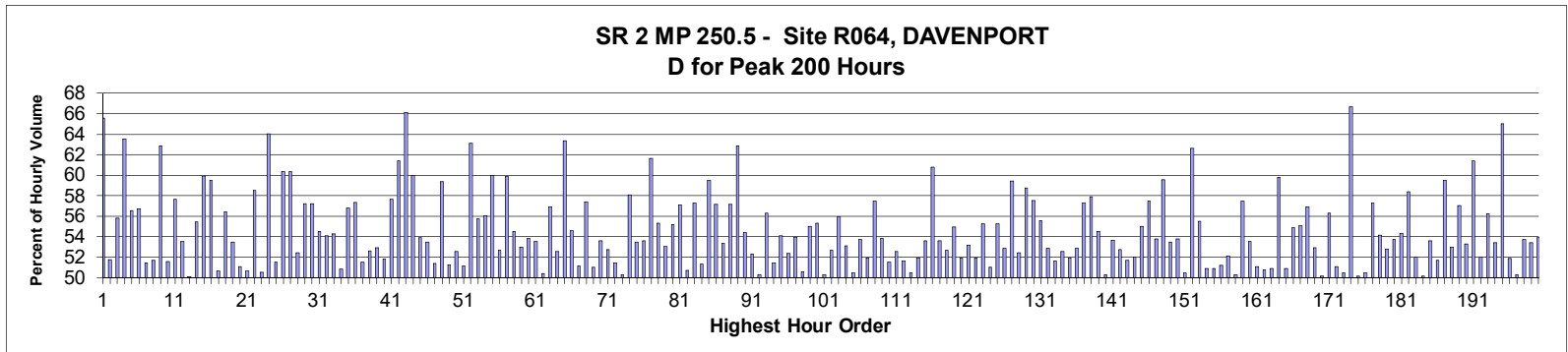




MO	DY	YR	DAY OF WK	HR	HR VOL	PERCENT OF AADT	HOUR NUMBER	AADT	NORTH VOLUME	SOUTH VOLUME	PERCENT NORTH IS OF TOTAL VOLUME	PERCENT SOUTH IS OF TOTAL VOLUME
7	8	2017	7	13	894	9.69	170	9,228	436	458	48.77	51.23
7	16	2017	1	16	894	9.69	171	9,228	356	538	39.82	60.18
7	21	2017	6	14	894	9.69	172	9,228	459	435	51.34	48.66
8	31	2017	5	17	892	9.67	173	9,228	533	359	59.75	40.25
6	25	2017	1	14	891	9.66	174	9,228	430	461	48.26	51.74
8	11	2017	6	16	890	9.64	175	9,228	508	382	57.08	42.92
9	27	2017	4	17	889	9.63	176	9,228	480	409	53.99	46.01
7	5	2017	4	17	888	9.62	177	9,228	499	389	56.19	43.81
7	13	2017	5	17	888	9.62	178	9,228	515	373	58.00	42.00
5	12	2017	6	18	887	9.61	179	9,228	566	321	63.81	36.19
5	19	2017	6	18	886	9.60	180	9,228	550	336	62.08	37.92
7	4	2017	3	15	885	9.59	181	9,228	400	485	45.20	54.80
10	16	2017	2	17	885	9.59	182	9,228	480	405	54.24	45.76
7	15	2017	7	16	884	9.58	183	9,228	447	437	50.57	49.43
7	21	2017	6	13	884	9.58	184	9,228	412	472	46.61	53.39
8	11	2017	6	14	884	9.58	185	9,228	462	422	52.26	47.74
8	25	2017	6	15	884	9.58	186	9,228	504	380	57.01	42.99
6	25	2017	1	13	882	9.56	187	9,228	418	464	47.39	52.61
7	3	2017	2	18	882	9.56	188	9,228	561	321	63.61	36.39
7	21	2017	6	15	882	9.56	189	9,228	503	379	57.03	42.97
6	17	2017	7	12	881	9.55	190	9,228	419	462	47.56	52.44
6	25	2017	1	15	881	9.55	191	9,228	431	450	48.92	51.08
7	28	2017	6	13	881	9.55	192	9,228	454	427	51.53	48.47
9	1	2017	6	19	881	9.55	193	9,228	631	250	71.62	28.38
4	14	2017	6	16	880	9.54	194	9,228	483	397	54.89	45.11
8	11	2017	6	18	880	9.54	195	9,228	579	301	65.80	34.20
5	25	2017	5	17	879	9.53	196	9,228	513	366	58.36	41.64
7	8	2017	7	12	879	9.53	197	9,228	451	428	51.31	48.69
8	19	2017	7	14	879	9.53	198	9,228	503	376	57.22	42.78
10	13	2017	6	15	878	9.51	199	9,228	515	363	58.66	41.34
12	1	2017	6	17	878	9.51	200	9,228	486	392	55.35	44.65



AADT= 3,019      K 30 FACTOR= 12.16      K 100 FACTOR= 11.20      K 200 FACTOR= 10.57      D 30 FACTOR= 57.22



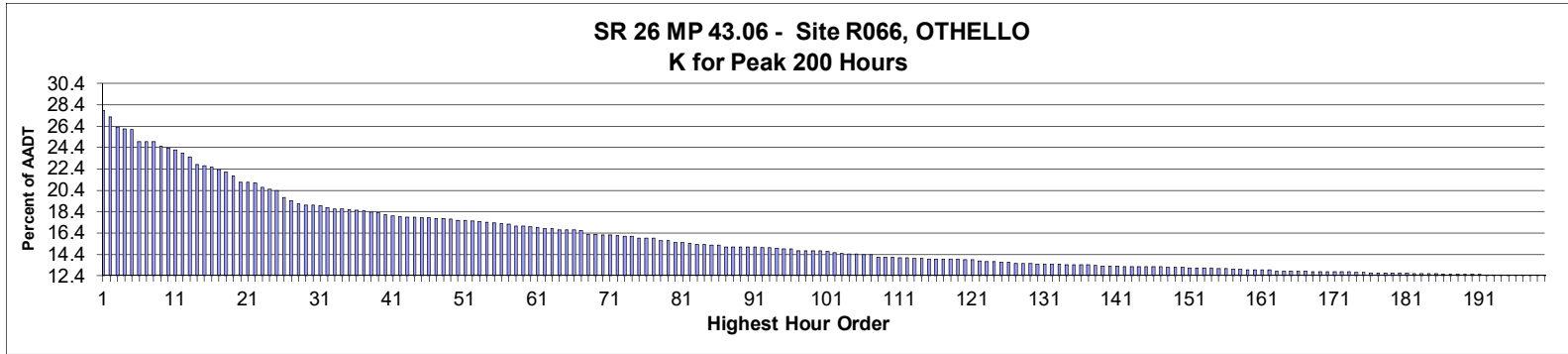
MO	DY	YR	DAY OF WK	HR	HR VOL	PERCENT OF AADT	HOUR NUMBER	AADT	EAST VOLUME	WEST VOLUME	PERCENT EAST IS OF TOTAL VOLUME	PERCENT WEST IS OF TOTAL VOLUME
8	13	2017	1	14	418	13.85	1	3,019	274	144	65.55	34.45
8	11	2017	6	13	404	13.38	2	3,019	195	209	48.27	51.73
7	1	2017	7	12	396	13.12	3	3,019	175	221	44.19	55.81
8	13	2017	1	16	392	12.98	4	3,019	249	143	63.52	36.48
7	1	2017	7	13	389	12.89	5	3,019	169	220	43.44	56.56
8	25	2017	6	16	388	12.85	6	3,019	168	220	43.30	56.70
8	25	2017	6	17	387	12.82	7	3,019	199	188	51.42	48.58
8	19	2017	7	12	381	12.62	8	3,019	184	197	48.29	51.71
5	26	2017	6	17	380	12.59	9	3,019	141	239	37.11	62.89
6	30	2017	6	15	380	12.59	10	3,019	184	196	48.42	51.58
8	11	2017	6	16	380	12.59	11	3,019	161	219	42.37	57.63
8	11	2017	6	15	379	12.55	12	3,019	176	203	46.44	53.56
6	25	2017	1	15	377	12.49	13	3,019	189	188	50.13	49.87
6	25	2017	1	16	377	12.49	14	3,019	168	209	44.56	55.44
9	1	2017	6	18	377	12.49	15	3,019	151	226	40.05	59.95
6	30	2017	6	17	373	12.36	16	3,019	151	222	40.48	59.52

MO	DY	YR	DAY OF WK	HR	HR VOL	PERCENT OF AADT	HOUR NUMBER	AADT	EAST VOLUME	WEST VOLUME	PERCENT EAST IS OF TOTAL VOLUME	PERCENT WEST IS OF TOTAL VOLUME
8	25	2017	6	18	373	12.36	17	3,019	189	184	50.67	49.33
6	23	2017	6	16	372	12.32	18	3,019	210	162	56.45	43.55
7	28	2017	6	11	372	12.32	19	3,019	173	199	46.51	53.49
8	18	2017	6	16	372	12.32	20	3,019	190	182	51.08	48.92
7	28	2017	6	14	371	12.29	21	3,019	188	183	50.67	49.33
7	28	2017	6	17	371	12.29	22	3,019	154	217	41.51	58.49
8	25	2017	6	15	370	12.26	23	3,019	183	187	49.46	50.54
9	4	2017	2	14	370	12.26	24	3,019	237	133	64.05	35.95
8	11	2017	6	12	369	12.22	25	3,019	179	190	48.51	51.49
6	30	2017	6	18	368	12.19	26	3,019	146	222	39.67	60.33
7	23	2017	1	15	368	12.19	27	3,019	222	146	60.33	39.67
9	1	2017	6	17	368	12.19	28	3,019	175	193	47.55	52.45
8	6	2017	1	14	367	12.16	29	3,019	210	157	57.22	42.78
8	13	2017	1	13	367	12.16	30	3,019	210	157	57.22	42.78
7	14	2017	6	14	365	12.09	31	3,019	166	199	45.48	54.52
7	21	2017	6	16	364	12.06	32	3,019	167	197	45.88	54.12
8	4	2017	6	13	363	12.02	33	3,019	197	166	54.27	45.73
6	23	2017	6	14	362	11.99	34	3,019	184	178	50.83	49.17
5	26	2017	6	15	361	11.96	35	3,019	156	205	43.21	56.79
7	23	2017	1	14	361	11.96	36	3,019	207	154	57.34	42.66
7	28	2017	6	15	361	11.96	37	3,019	175	186	48.48	51.52
8	20	2017	1	16	361	11.96	38	3,019	190	171	52.63	47.37
8	25	2017	6	14	361	11.96	39	3,019	170	191	47.09	52.91
8	27	2017	1	14	361	11.96	40	3,019	187	174	51.80	48.20
9	22	2017	6	17	361	11.96	41	3,019	153	208	42.38	57.62
5	27	2017	7	11	360	11.92	42	3,019	139	221	38.61	61.39
5	29	2017	2	15	360	11.92	43	3,019	238	122	66.11	33.89
9	1	2017	6	15	360	11.92	44	3,019	144	216	40.00	60.00
9	1	2017	6	16	360	11.92	45	3,019	166	194	46.11	53.89
8	11	2017	6	14	359	11.89	46	3,019	167	192	46.52	53.48
8	4	2017	6	17	358	11.86	47	3,019	174	184	48.60	51.40
5	26	2017	6	16	357	11.83	48	3,019	145	212	40.62	59.38
8	6	2017	1	12	357	11.83	49	3,019	174	183	48.74	51.26
7	21	2017	6	15	356	11.79	50	3,019	169	187	47.47	52.53
9	2	2017	7	12	356	11.79	51	3,019	182	174	51.12	48.88
5	26	2017	6	18	355	11.76	52	3,019	131	224	36.90	63.10
6	2	2017	6	17	355	11.76	53	3,019	157	198	44.23	55.77
7	14	2017	6	16	355	11.76	54	3,019	156	199	43.94	56.06
8	13	2017	1	15	355	11.76	55	3,019	213	142	60.00	40.00
9	22	2017	6	16	355	11.76	56	3,019	168	187	47.32	52.68
7	14	2017	6	17	354	11.73	57	3,019	142	212	40.11	59.89
8	24	2017	5	16	354	11.73	58	3,019	193	161	54.52	45.48
6	30	2017	6	14	353	11.69	59	3,019	187	166	52.97	47.03
8	18	2017	6	15	353	11.69	60	3,019	190	163	53.82	46.18
8	20	2017	1	13	353	11.69	61	3,019	189	164	53.54	46.46
8	25	2017	6	13	353	11.69	62	3,019	178	175	50.42	49.58
9	4	2017	2	13	353	11.69	63	3,019	201	152	56.94	43.06
7	27	2017	5	17	352	11.66	64	3,019	167	185	47.44	52.56
9	22	2017	6	18	352	11.66	65	3,019	129	223	36.65	63.35
7	28	2017	6	16	350	11.59	66	3,019	159	191	45.43	54.57
7	30	2017	1	13	350	11.59	67	3,019	179	171	51.14	48.86

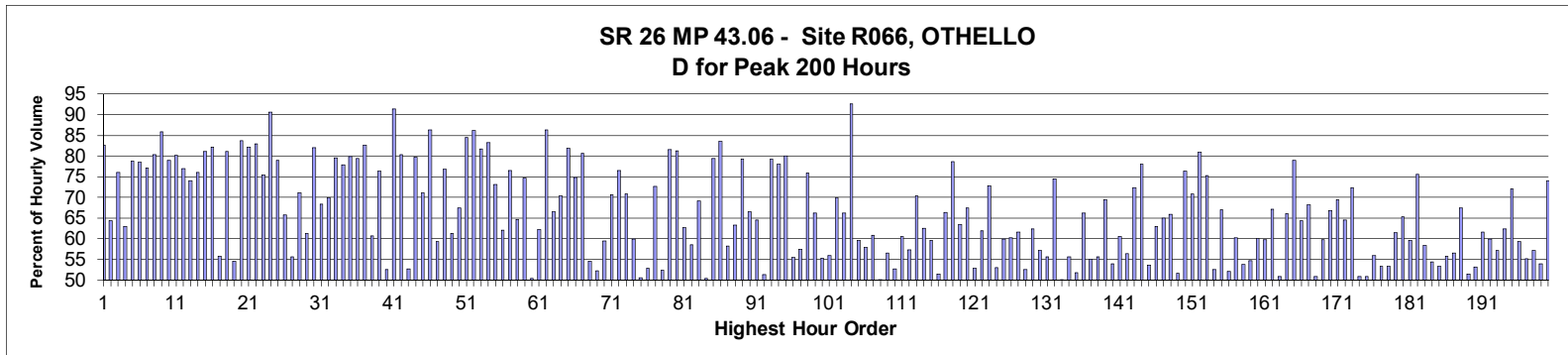
MO	DY	YR	DAY OF WK	HR	HR VOL	PERCENT OF AADT	HOUR NUMBER	AADT	EAST VOLUME	WEST VOLUME	PERCENT EAST IS OF TOTAL VOLUME	PERCENT WEST IS OF TOTAL VOLUME
9	22	2017	6	15	350	11.59	68	3,019	149	201	42.57	57.43
6	25	2017	1	14	349	11.56	69	3,019	171	178	49.00	51.00
7	23	2017	1	13	349	11.56	70	3,019	187	162	53.58	46.42
8	17	2017	5	13	349	11.56	71	3,019	184	165	52.72	47.28
7	14	2017	6	15	348	11.53	72	3,019	179	169	51.44	48.56
8	4	2017	6	12	348	11.53	73	3,019	175	173	50.29	49.71
8	13	2017	1	12	348	11.53	74	3,019	202	146	58.05	41.95
8	18	2017	6	12	348	11.53	75	3,019	186	162	53.45	46.55
6	23	2017	6	18	347	11.49	76	3,019	186	161	53.60	46.40
7	1	2017	7	11	347	11.49	77	3,019	133	214	38.33	61.67
7	9	2017	1	15	347	11.49	78	3,019	192	155	55.33	44.67
7	27	2017	5	12	347	11.49	79	3,019	184	163	53.03	46.97
7	16	2017	1	13	346	11.46	80	3,019	191	155	55.20	44.80
6	23	2017	6	15	345	11.43	81	3,019	197	148	57.10	42.90
7	16	2017	1	12	345	11.43	82	3,019	170	175	49.28	50.72
7	14	2017	6	13	344	11.39	83	3,019	147	197	42.73	57.27
6	29	2017	5	17	343	11.36	84	3,019	167	176	48.69	51.31
6	30	2017	6	16	343	11.36	85	3,019	139	204	40.52	59.48
7	30	2017	1	14	343	11.36	86	3,019	196	147	57.14	42.86
8	27	2017	1	15	343	11.36	87	3,019	183	160	53.35	46.65
10	20	2017	6	16	343	11.36	88	3,019	147	196	42.86	57.14
7	16	2017	1	15	342	11.33	89	3,019	215	127	62.87	37.13
7	21	2017	6	14	342	11.33	90	3,019	156	186	45.61	54.39
8	3	2017	5	14	342	11.33	91	3,019	179	163	52.34	47.66
8	26	2017	7	13	342	11.33	92	3,019	172	170	50.29	49.71
5	19	2017	6	17	341	11.30	93	3,019	149	192	43.70	56.30
7	2	2017	1	12	340	11.26	94	3,019	165	175	48.53	51.47
7	28	2017	6	13	340	11.26	95	3,019	184	156	54.12	45.88
8	18	2017	6	18	340	11.26	96	3,019	162	178	47.65	52.35
9	1	2017	6	14	339	11.23	97	3,019	156	183	46.02	53.98
7	16	2017	1	14	338	11.20	98	3,019	167	171	49.41	50.59
7	30	2017	1	15	338	11.20	99	3,019	186	152	55.03	44.97
8	3	2017	5	13	338	11.20	100	3,019	187	151	55.33	44.67
8	4	2017	6	14	338	11.20	101	3,019	170	168	50.30	49.70
8	14	2017	2	12	338	11.20	102	3,019	178	160	52.66	47.34
10	6	2017	6	15	338	11.20	103	3,019	149	189	44.08	55.92
6	18	2017	1	13	337	11.16	104	3,019	158	179	46.88	53.12
7	20	2017	5	15	337	11.16	105	3,019	170	167	50.45	49.55
8	17	2017	5	15	337	11.16	106	3,019	181	156	53.71	46.29
8	18	2017	6	14	337	11.16	107	3,019	175	162	51.93	48.07
6	25	2017	1	18	336	11.13	108	3,019	143	193	42.56	57.44
7	15	2017	7	11	336	11.13	109	3,019	181	155	53.87	46.13
8	4	2017	6	15	336	11.13	110	3,019	173	163	51.49	48.51
7	1	2017	7	14	335	11.10	111	3,019	159	176	47.46	52.54
7	27	2017	5	16	335	11.10	112	3,019	162	173	48.36	51.64
8	10	2017	5	16	335	11.10	113	3,019	169	166	50.45	49.55
9	1	2017	6	13	335	11.10	114	3,019	161	174	48.06	51.94
7	13	2017	5	15	334	11.06	115	3,019	155	179	46.41	53.59
8	11	2017	6	17	334	11.06	116	3,019	131	203	39.22	60.78
8	20	2017	1	14	334	11.06	117	3,019	179	155	53.59	46.41
10	7	2017	7	11	334	11.06	118	3,019	158	176	47.31	52.69

MO	DY	YR	DAY OF WK	HR	HR VOL	PERCENT OF AADT	HOUR NUMBER	AADT	EAST VOLUME	WEST VOLUME	PERCENT EAST IS OF TOTAL VOLUME	PERCENT WEST IS OF TOTAL VOLUME
6	2	2017	6	16	333	11.03	119	3,019	150	183	45.05	54.95
6	16	2017	6	15	333	11.03	120	3,019	160	173	48.05	51.95
6	23	2017	6	17	333	11.03	121	3,019	177	156	53.15	46.85
7	2	2017	1	13	333	11.03	122	3,019	160	173	48.05	51.95
7	14	2017	6	18	333	11.03	123	3,019	149	184	44.74	55.26
7	20	2017	5	14	333	11.03	124	3,019	163	170	48.95	51.05
7	21	2017	6	11	333	11.03	125	3,019	149	184	44.74	55.26
8	24	2017	5	13	333	11.03	126	3,019	157	176	47.15	52.85
9	22	2017	6	14	333	11.03	127	3,019	135	198	40.54	59.46
8	24	2017	5	12	332	11.00	128	3,019	158	174	47.59	52.41
9	1	2017	6	19	332	11.00	129	3,019	137	195	41.27	58.73
10	13	2017	6	17	332	11.00	130	3,019	141	191	42.47	57.53
6	18	2017	1	14	331	10.96	131	3,019	184	147	55.59	44.41
7	7	2017	6	13	331	10.96	132	3,019	175	156	52.87	47.13
7	13	2017	5	16	331	10.96	133	3,019	171	160	51.66	48.34
8	10	2017	5	12	331	10.96	134	3,019	174	157	52.57	47.43
10	7	2017	7	12	331	10.96	135	3,019	172	159	51.96	48.04
11	22	2017	4	15	331	10.96	136	3,019	175	156	52.87	47.13
5	19	2017	6	14	330	10.93	137	3,019	141	189	42.73	57.27
6	18	2017	1	15	330	10.93	138	3,019	191	139	57.88	42.12
8	5	2017	7	11	330	10.93	139	3,019	180	150	54.55	45.45
8	31	2017	5	16	330	10.93	140	3,019	164	166	49.70	50.30
9	29	2017	6	17	330	10.93	141	3,019	153	177	46.36	53.64
9	29	2017	6	18	330	10.93	142	3,019	156	174	47.27	52.73
6	16	2017	6	12	329	10.90	143	3,019	170	159	51.67	48.33
6	16	2017	6	16	329	10.90	144	3,019	158	171	48.02	51.98
7	9	2017	1	14	329	10.90	145	3,019	181	148	55.02	44.98
8	4	2017	6	16	329	10.90	146	3,019	140	189	42.55	57.45
8	6	2017	1	13	329	10.90	147	3,019	177	152	53.80	46.20
8	6	2017	1	17	329	10.90	148	3,019	196	133	59.57	40.43
8	24	2017	5	15	329	10.90	149	3,019	153	176	46.50	53.50
8	24	2017	5	17	329	10.90	150	3,019	177	152	53.80	46.20
8	27	2017	1	12	329	10.90	151	3,019	163	166	49.54	50.46
10	6	2017	6	18	329	10.90	152	3,019	123	206	37.39	62.61
5	26	2017	6	13	328	10.86	153	3,019	146	182	44.51	55.49
5	26	2017	6	14	328	10.86	154	3,019	161	167	49.09	50.91
7	28	2017	6	18	328	10.86	155	3,019	161	167	49.09	50.91
8	19	2017	7	11	328	10.86	156	3,019	168	160	51.22	48.78
9	2	2017	7	13	328	10.86	157	3,019	171	157	52.13	47.87
9	29	2017	6	16	328	10.86	158	3,019	165	163	50.30	49.70
6	16	2017	6	17	327	10.83	159	3,019	139	188	42.51	57.49
7	21	2017	6	18	327	10.83	160	3,019	152	175	46.48	53.52
8	10	2017	5	15	327	10.83	161	3,019	167	160	51.07	48.93
9	29	2017	6	15	327	10.83	162	3,019	161	166	49.24	50.76
5	19	2017	6	13	326	10.80	163	3,019	160	166	49.08	50.92
7	23	2017	1	16	326	10.80	164	3,019	195	131	59.82	40.18
7	27	2017	5	15	326	10.80	165	3,019	166	160	50.92	49.08
8	10	2017	5	17	326	10.80	166	3,019	147	179	45.09	54.91
6	16	2017	6	18	325	10.77	167	3,019	146	179	44.92	55.08
6	29	2017	5	16	325	10.77	168	3,019	185	140	56.92	43.08
8	1	2017	3	14	325	10.77	169	3,019	172	153	52.92	47.08

MO	DY	YR	DAY OF WK	HR	HR VOL	PERCENT OF AADT	HOUR NUMBER	AADT	EAST VOLUME	WEST VOLUME	PERCENT EAST IS OF TOTAL VOLUME	PERCENT WEST IS OF TOTAL VOLUME
8	3	2017	5	16	325	10.77	170	3,019	163	162	50.15	49.85
8	26	2017	7	14	325	10.77	171	3,019	183	142	56.31	43.69
9	2	2017	7	11	325	10.77	172	3,019	159	166	48.92	51.08
9	15	2017	6	17	325	10.77	173	3,019	161	164	49.54	50.46
5	29	2017	2	16	324	10.73	174	3,019	216	108	66.67	33.33
6	30	2017	6	11	323	10.70	175	3,019	161	162	49.85	50.15
7	7	2017	6	12	323	10.70	176	3,019	163	160	50.46	49.54
9	23	2017	7	11	323	10.70	177	3,019	138	185	42.72	57.28
10	6	2017	6	16	323	10.70	178	3,019	148	175	45.82	54.18
6	2	2017	6	15	322	10.67	179	3,019	170	152	52.80	47.20
7	9	2017	1	12	322	10.67	180	3,019	173	149	53.73	46.27
9	4	2017	2	12	322	10.67	181	3,019	175	147	54.35	45.65
9	4	2017	2	16	322	10.67	182	3,019	188	134	58.39	41.61
6	9	2017	6	15	321	10.63	183	3,019	167	154	52.02	47.98
6	25	2017	1	13	321	10.63	184	3,019	161	160	50.16	49.84
6	29	2017	5	14	321	10.63	185	3,019	172	149	53.58	46.42
6	30	2017	6	13	321	10.63	186	3,019	166	155	51.71	48.29
7	23	2017	1	12	321	10.63	187	3,019	191	130	59.50	40.50
7	27	2017	5	18	321	10.63	188	3,019	151	170	47.04	52.96
8	26	2017	7	15	321	10.63	189	3,019	183	138	57.01	42.99
9	15	2017	6	13	321	10.63	190	3,019	171	150	53.27	46.73
10	6	2017	6	17	321	10.63	191	3,019	124	197	38.63	61.37
10	14	2017	7	12	321	10.63	192	3,019	167	154	52.02	47.98
5	12	2017	6	16	320	10.60	193	3,019	140	180	43.75	56.25
5	27	2017	7	12	320	10.60	194	3,019	149	171	46.56	53.44
5	29	2017	2	17	320	10.60	195	3,019	208	112	65.00	35.00
6	25	2017	1	17	320	10.60	196	3,019	154	166	48.13	51.88
8	17	2017	5	12	320	10.60	197	3,019	161	159	50.31	49.69
8	18	2017	6	11	320	10.60	198	3,019	172	148	53.75	46.25
8	27	2017	1	13	320	10.60	199	3,019	171	149	53.44	46.56
7	7	2017	6	16	319	10.57	200	3,019	147	172	46.08	53.92



**AADT= 2,918      K 30 FACTOR= 19.02      K 100 FACTOR= 14.74      K 200 FACTOR= 12.41      D 30 FACTOR= 81.98**



MO	DY	YR	DAY OF WK	HR	HR VOL	PERCENT OF AADT	HOUR NUMBER	AADT	EAST VOLUME	WEST VOLUME	PERCENT EAST IS OF TOTAL VOLUME	PERCENT WEST IS OF TOTAL VOLUME
11	26	2017	1	16	813	27.86	1	2,918	672	141	82.66	17.34
5	5	2017	6	16	795	27.24	2	2,918	512	283	64.40	35.60
4	9	2017	1	15	768	26.32	3	2,918	184	584	23.96	76.04
5	5	2017	6	15	762	26.11	4	2,918	480	282	62.99	37.01
11	3	2017	6	14	761	26.08	5	2,918	600	161	78.84	21.16
4	7	2017	6	14	728	24.95	6	2,918	571	157	78.43	21.57
11	3	2017	6	15	728	24.95	7	2,918	561	167	77.06	22.94
11	26	2017	1	15	728	24.95	8	2,918	585	143	80.36	19.64
11	26	2017	1	17	716	24.54	9	2,918	615	101	85.89	14.11
4	9	2017	1	14	710	24.33	10	2,918	149	561	20.99	79.01
3	19	2017	1	16	705	24.16	11	2,918	565	140	80.14	19.86
11	26	2017	1	14	697	23.89	12	2,918	536	161	76.90	23.10
4	9	2017	1	16	686	23.51	13	2,918	178	508	25.95	74.05
11	3	2017	6	13	666	22.82	14	2,918	506	160	75.98	24.02
3	19	2017	1	15	662	22.69	15	2,918	537	125	81.12	18.88
5	7	2017	1	14	658	22.55	16	2,918	117	541	17.78	82.22

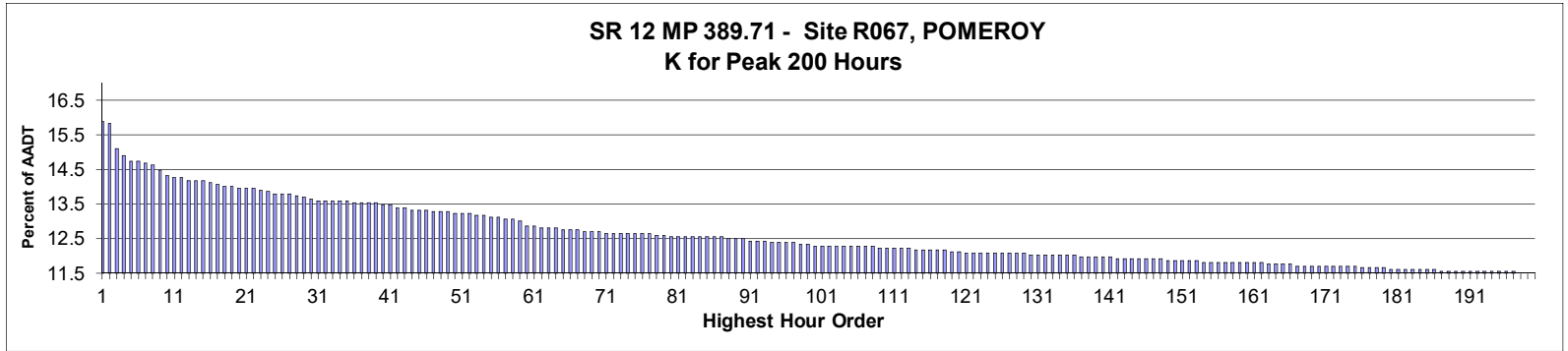
MO	DY	YR	DAY OF WK	HR	HR VOL	PERCENT OF AADT	HOUR NUMBER	AADT	EAST VOLUME	WEST VOLUME	PERCENT EAST IS OF TOTAL VOLUME	PERCENT WEST IS OF TOTAL VOLUME
5	5	2017	6	14	651	22.31	17	2,918	363	288	55.76	44.24
4	7	2017	6	13	644	22.07	18	2,918	522	122	81.06	18.94
5	5	2017	6	17	634	21.73	19	2,918	346	288	54.57	45.43
5	7	2017	1	13	617	21.14	20	2,918	101	516	16.37	83.63
5	7	2017	1	15	617	21.14	21	2,918	110	507	17.83	82.17
11	5	2017	1	13	616	21.11	22	2,918	105	511	17.05	82.95
11	26	2017	1	13	603	20.66	23	2,918	455	148	75.46	24.54
11	5	2017	1	12	598	20.49	24	2,918	56	542	9.36	90.64
4	9	2017	1	13	595	20.39	25	2,918	125	470	21.01	78.99
10	20	2017	6	16	575	19.71	26	2,918	378	197	65.74	34.26
5	5	2017	6	13	566	19.40	27	2,918	315	251	55.65	44.35
11	3	2017	6	17	558	19.12	28	2,918	397	161	71.15	28.85
8	13	2017	1	14	555	19.02	29	2,918	340	215	61.26	38.74
10	22	2017	1	13	555	19.02	30	2,918	100	455	18.02	81.98
4	9	2017	1	17	553	18.95	31	2,918	175	378	31.65	68.35
4	7	2017	6	16	547	18.75	32	2,918	382	165	69.84	30.16
11	26	2017	1	18	545	18.68	33	2,918	434	111	79.63	20.37
5	7	2017	1	16	544	18.64	34	2,918	120	424	22.06	77.94
3	10	2017	6	16	543	18.61	35	2,918	109	434	20.07	79.93
3	19	2017	1	17	540	18.51	36	2,918	429	111	79.44	20.56
11	5	2017	1	14	539	18.47	37	2,918	94	445	17.44	82.56
9	1	2017	6	18	535	18.33	38	2,918	210	325	39.25	60.75
11	3	2017	6	16	533	18.27	39	2,918	407	126	76.36	23.64
8	13	2017	1	13	529	18.13	40	2,918	278	251	52.55	47.45
11	5	2017	1	11	525	17.99	41	2,918	45	480	8.57	91.43
3	10	2017	6	15	524	17.96	42	2,918	103	421	19.66	80.34
5	5	2017	6	18	521	17.85	43	2,918	275	246	52.78	47.22
11	17	2017	6	15	521	17.85	44	2,918	106	415	20.35	79.65
4	7	2017	6	15	520	17.82	45	2,918	370	150	71.15	28.85
11	5	2017	1	15	520	17.82	46	2,918	71	449	13.65	86.35
9	1	2017	6	17	519	17.79	47	2,918	211	308	40.66	59.34
11	17	2017	6	16	518	17.75	48	2,918	120	398	23.17	76.83
10	20	2017	6	17	516	17.68	49	2,918	316	200	61.24	38.76
9	29	2017	6	15	514	17.61	50	2,918	347	167	67.51	32.49
10	22	2017	1	12	513	17.58	51	2,918	80	433	15.59	84.41
10	22	2017	1	14	512	17.55	52	2,918	71	441	13.87	86.13
10	22	2017	1	15	509	17.44	53	2,918	93	416	18.27	81.73
5	6	2017	7	17	508	17.41	54	2,918	85	423	16.73	83.27
4	7	2017	6	12	506	17.34	55	2,918	370	136	73.12	26.88
9	29	2017	6	16	504	17.27	56	2,918	313	191	62.10	37.90
3	19	2017	1	18	503	17.24	57	2,918	385	118	76.54	23.46
10	22	2017	1	16	498	17.07	58	2,918	176	322	35.34	64.66
3	10	2017	6	17	497	17.03	59	2,918	126	371	25.35	74.65
10	13	2017	6	17	496	17.00	60	2,918	250	246	50.40	49.60
4	7	2017	6	17	494	16.93	61	2,918	307	187	62.15	37.85
5	7	2017	1	12	491	16.83	62	2,918	67	424	13.65	86.35
9	29	2017	6	13	490	16.79	63	2,918	326	164	66.53	33.47
9	29	2017	6	14	488	16.72	64	2,918	343	145	70.29	29.71
3	19	2017	1	14	487	16.69	65	2,918	399	88	81.93	18.07
9	17	2017	1	13	487	16.69	66	2,918	123	364	25.26	74.74
3	10	2017	6	14	485	16.62	67	2,918	94	391	19.38	80.62



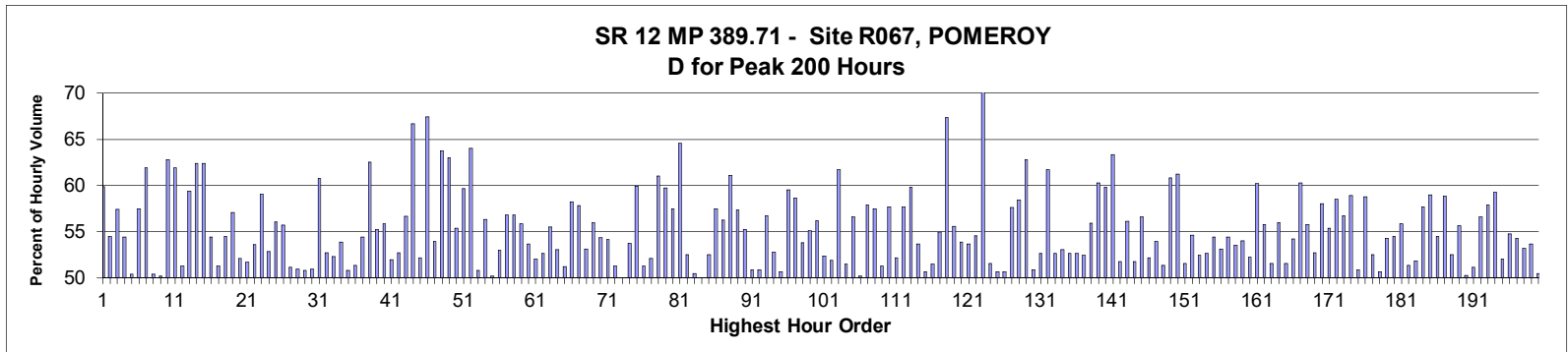
MO	DY	YR	DAY OF WK	HR	HR VOL	PERCENT OF AADT	HOUR NUMBER	AADT	EAST VOLUME	WEST VOLUME	PERCENT EAST IS OF TOTAL VOLUME	PERCENT WEST IS OF TOTAL VOLUME
5	5	2017	6	12	475	16.28	68	2,918	259	216	54.53	45.47
9	15	2017	6	17	475	16.28	69	2,918	248	227	52.21	47.79
9	22	2017	6	18	474	16.24	70	2,918	192	282	40.51	59.49
11	26	2017	1	12	474	16.24	71	2,918	335	139	70.68	29.32
3	19	2017	1	13	472	16.18	72	2,918	361	111	76.48	23.52
5	7	2017	1	17	469	16.07	73	2,918	137	332	29.21	70.79
10	20	2017	6	15	469	16.07	74	2,918	281	188	59.91	40.09
5	5	2017	6	19	465	15.94	75	2,918	235	230	50.54	49.46
9	1	2017	6	16	464	15.90	76	2,918	219	245	47.20	52.80
11	17	2017	6	14	464	15.90	77	2,918	127	337	27.37	72.63
9	1	2017	6	15	458	15.70	78	2,918	218	240	47.60	52.40
1	7	2017	7	14	457	15.66	79	2,918	373	84	81.62	18.38
5	6	2017	7	16	453	15.52	80	2,918	85	368	18.76	81.24
9	24	2017	1	15	453	15.52	81	2,918	169	284	37.31	62.69
10	20	2017	6	18	451	15.46	82	2,918	264	187	58.54	41.46
2	20	2017	2	16	448	15.35	83	2,918	310	138	69.20	30.80
10	13	2017	6	16	448	15.35	84	2,918	222	226	49.55	50.45
11	17	2017	6	17	446	15.28	85	2,918	92	354	20.63	79.37
12	16	2017	7	13	445	15.25	86	2,918	73	372	16.40	83.60
9	1	2017	6	19	441	15.11	87	2,918	184	257	41.72	58.28
9	4	2017	2	17	441	15.11	88	2,918	279	162	63.27	36.73
4	9	2017	1	12	440	15.08	89	2,918	91	349	20.68	79.32
5	6	2017	7	11	440	15.08	90	2,918	293	147	66.59	33.41
11	3	2017	6	18	440	15.08	91	2,918	284	156	64.55	35.45
8	13	2017	1	15	438	15.01	92	2,918	213	225	48.63	51.37
11	17	2017	6	13	438	15.01	93	2,918	91	347	20.78	79.22
3	10	2017	6	13	437	14.98	94	2,918	96	341	21.97	78.03
5	6	2017	7	15	435	14.91	95	2,918	87	348	20.00	80.00
9	29	2017	6	17	435	14.91	96	2,918	241	194	55.40	44.60
4	7	2017	6	18	430	14.74	97	2,918	247	183	57.44	42.56
8	12	2017	7	11	430	14.74	98	2,918	326	104	75.81	24.19
8	12	2017	7	12	430	14.74	99	2,918	285	145	66.28	33.72
10	6	2017	6	16	430	14.74	100	2,918	192	238	44.65	55.35
10	13	2017	6	18	429	14.70	101	2,918	189	240	44.06	55.94
9	16	2017	7	11	425	14.56	102	2,918	297	128	69.88	30.12
9	17	2017	1	14	423	14.50	103	2,918	143	280	33.81	66.19
11	5	2017	1	10	422	14.46	104	2,918	31	391	7.35	92.65
5	5	2017	6	11	421	14.43	105	2,918	251	170	59.62	40.38
8	11	2017	6	16	420	14.39	106	2,918	243	177	57.86	42.14
10	6	2017	6	18	419	14.36	107	2,918	164	255	39.14	60.86
9	22	2017	6	17	413	14.15	108	2,918	207	206	50.12	49.88
9	15	2017	6	16	412	14.12	109	2,918	233	179	56.55	43.45
10	13	2017	6	15	412	14.12	110	2,918	195	217	47.33	52.67
8	13	2017	1	12	410	14.05	111	2,918	162	248	39.51	60.49
8	18	2017	6	14	410	14.05	112	2,918	235	175	57.32	42.68
5	6	2017	7	14	409	14.02	113	2,918	121	288	29.58	70.42
10	6	2017	6	17	409	14.02	114	2,918	153	256	37.41	62.59
9	4	2017	2	15	408	13.98	115	2,918	243	165	59.56	40.44
9	15	2017	6	18	408	13.98	116	2,918	198	210	48.53	51.47
9	24	2017	1	14	408	13.98	117	2,918	137	271	33.58	66.42
9	30	2017	7	13	407	13.95	118	2,918	87	320	21.38	78.62

MO	DY	YR	DAY OF WK	HR	HR VOL	PERCENT OF AADT	HOUR NUMBER	AADT	EAST VOLUME	WEST VOLUME	PERCENT EAST IS OF TOTAL	PERCENT WEST IS OF TOTAL
											VOLUME	VOLUME
10	22	2017	1	17	407	13.95	119	2,918	149	258	36.61	63.39
2	17	2017	6	18	406	13.91	120	2,918	132	274	32.51	67.49
8	18	2017	6	16	405	13.88	121	2,918	214	191	52.84	47.16
8	11	2017	6	14	402	13.78	122	2,918	249	153	61.94	38.06
9	17	2017	1	12	400	13.71	123	2,918	109	291	27.25	72.75
10	27	2017	6	16	400	13.71	124	2,918	212	188	53.00	47.00
8	17	2017	5	14	399	13.67	125	2,918	239	160	59.90	40.10
8	16	2017	4	15	398	13.64	126	2,918	240	158	60.30	39.70
8	15	2017	3	16	396	13.57	127	2,918	244	152	61.62	38.38
9	1	2017	6	14	396	13.57	128	2,918	208	188	52.53	47.47
9	29	2017	6	12	396	13.57	129	2,918	247	149	62.37	37.63
9	4	2017	2	16	394	13.50	130	2,918	225	169	57.11	42.89
9	15	2017	6	15	394	13.50	131	2,918	219	175	55.58	44.42
9	16	2017	7	10	393	13.47	132	2,918	293	100	74.55	25.45
9	22	2017	6	16	393	13.47	133	2,918	197	196	50.13	49.87
4	14	2017	6	18	392	13.43	134	2,918	174	218	44.39	55.61
9	22	2017	6	19	392	13.43	135	2,918	189	203	48.21	51.79
8	12	2017	7	13	391	13.40	136	2,918	259	132	66.24	33.76
8	17	2017	5	15	391	13.40	137	2,918	215	176	54.99	45.01
8	20	2017	1	14	390	13.37	138	2,918	217	173	55.64	44.36
5	7	2017	1	18	389	13.33	139	2,918	119	270	30.59	69.41
9	4	2017	2	14	389	13.33	140	2,918	210	179	53.98	46.02
6	30	2017	6	18	388	13.30	141	2,918	153	235	39.43	60.57
9	17	2017	1	16	387	13.26	142	2,918	169	218	43.67	56.33
11	17	2017	6	12	387	13.26	143	2,918	107	280	27.65	72.35
3	10	2017	6	18	386	13.23	144	2,918	85	301	22.02	77.98
8	17	2017	5	16	386	13.23	145	2,918	207	179	53.63	46.37
8	18	2017	6	15	386	13.23	146	2,918	243	143	62.95	37.05
9	24	2017	1	13	386	13.23	147	2,918	135	251	34.97	65.03
8	11	2017	6	15	385	13.19	148	2,918	254	131	65.97	34.03
10	15	2017	1	15	385	13.19	149	2,918	186	199	48.31	51.69
3	19	2017	1	19	384	13.16	150	2,918	293	91	76.30	23.70
2	20	2017	2	17	383	13.13	151	2,918	271	112	70.76	29.24
5	6	2017	7	18	383	13.13	152	2,918	73	310	19.06	80.94
8	12	2017	7	10	383	13.13	153	2,918	288	95	75.20	24.80
10	27	2017	6	17	383	13.13	154	2,918	201	182	52.48	47.52
2	17	2017	6	17	382	13.09	155	2,918	126	256	32.98	67.02
10	27	2017	6	18	382	13.09	156	2,918	183	199	47.91	52.09
8	20	2017	1	17	379	12.99	157	2,918	228	151	60.16	39.84
10	27	2017	6	15	379	12.99	158	2,918	204	175	53.83	46.17
4	14	2017	6	16	378	12.95	159	2,918	171	207	45.24	54.76
9	17	2017	1	15	378	12.95	160	2,918	151	227	39.95	60.05
10	6	2017	6	15	378	12.95	161	2,918	152	226	40.21	59.79
8	12	2017	7	14	377	12.92	162	2,918	253	124	67.11	32.89
8	13	2017	1	16	375	12.85	163	2,918	191	184	50.93	49.07
8	16	2017	4	14	375	12.85	164	2,918	248	127	66.13	33.87
1	7	2017	7	13	374	12.82	165	2,918	295	79	78.88	21.12
6	16	2017	6	18	374	12.82	166	2,918	133	241	35.56	64.44
9	30	2017	7	12	374	12.82	167	2,918	119	255	31.82	68.18
4	14	2017	6	17	373	12.78	168	2,918	183	190	49.06	50.94
6	30	2017	6	17	373	12.78	169	2,918	150	223	40.21	59.79

MO	DY	YR	DAY OF WK	HR	HR VOL	PERCENT OF AADT	HOUR NUMBER	AADT	EAST VOLUME	WEST VOLUME	PERCENT EAST IS OF TOTAL VOLUME	PERCENT WEST IS OF TOTAL VOLUME
8	16	2017	4	13	373	12.78	170	2,918	249	124	66.76	33.24
9	23	2017	7	11	373	12.78	171	2,918	259	114	69.44	30.56
4	9	2017	1	18	372	12.75	172	2,918	132	240	35.48	64.52
5	6	2017	7	10	372	12.75	173	2,918	269	103	72.31	27.69
9	22	2017	6	15	371	12.71	174	2,918	182	189	49.06	50.94
10	8	2017	1	15	371	12.71	175	2,918	182	189	49.06	50.94
10	29	2017	1	17	370	12.68	176	2,918	163	207	44.05	55.95
5	6	2017	7	13	369	12.65	177	2,918	172	197	46.61	53.39
5	15	2017	2	15	369	12.65	178	2,918	197	172	53.39	46.61
9	4	2017	2	18	369	12.65	179	2,918	227	142	61.52	38.48
10	8	2017	1	18	369	12.65	180	2,918	241	128	65.31	34.69
10	29	2017	1	15	369	12.65	181	2,918	149	220	40.38	59.62
5	6	2017	7	9	368	12.61	182	2,918	278	90	75.54	24.46
5	6	2017	7	12	368	12.61	183	2,918	215	153	58.42	41.58
8	16	2017	4	16	368	12.61	184	2,918	200	168	54.35	45.65
9	15	2017	6	19	368	12.61	185	2,918	196	172	53.26	46.74
9	1	2017	6	13	366	12.54	186	2,918	204	162	55.74	44.26
10	8	2017	1	16	366	12.54	187	2,918	207	159	56.56	43.44
4	7	2017	6	11	365	12.51	188	2,918	246	119	67.40	32.60
9	29	2017	6	18	365	12.51	189	2,918	177	188	48.49	51.51
10	15	2017	1	18	365	12.51	190	2,918	194	171	53.15	46.85
10	20	2017	6	14	365	12.51	191	2,918	225	140	61.64	38.36
6	23	2017	6	17	364	12.47	192	2,918	146	218	40.11	59.89
7	14	2017	6	17	364	12.47	193	2,918	156	208	42.86	57.14
8	14	2017	2	15	364	12.47	194	2,918	227	137	62.36	37.64
11	3	2017	6	12	364	12.47	195	2,918	262	102	71.98	28.02
5	4	2017	5	17	363	12.44	196	2,918	148	215	40.77	59.23
8	6	2017	1	15	363	12.44	197	2,918	200	163	55.10	44.90
5	5	2017	6	20	362	12.41	198	2,918	207	155	57.18	42.82
8	20	2017	1	13	362	12.41	199	2,918	195	167	53.87	46.13
9	3	2017	1	13	362	12.41	200	2,918	94	268	25.97	74.03



**AADT= 1,914      K 30 FACTOR= 13.64      K 100 FACTOR= 12.28      K 200 FACTOR= 11.49      D 30 FACTOR= 50.96**



MO	DY	YR	DAY OF WK	HR	HR VOL	PERCENT OF AADT	HOUR NUMBER	AADT	EAST VOLUME	WEST VOLUME	PERCENT EAST IS OF TOTAL VOLUME	PERCENT WEST IS OF TOTAL VOLUME
8	20	2017	1	15	304	15.88	1	1,914	122	182	40.13	59.87
8	20	2017	1	14	303	15.83	2	1,914	138	165	45.54	54.46
11	22	2017	4	15	289	15.10	3	1,914	166	123	57.44	42.56
6	25	2017	1	12	285	14.89	4	1,914	130	155	45.61	54.39
9	1	2017	6	18	282	14.73	5	1,914	142	140	50.35	49.65
9	29	2017	6	17	282	14.73	6	1,914	162	120	57.45	42.55
5	29	2017	2	13	281	14.68	7	1,914	107	174	38.08	61.92
9	17	2017	1	12	280	14.63	8	1,914	139	141	49.64	50.36
7	14	2017	6	14	277	14.47	9	1,914	138	139	49.82	50.18
9	29	2017	6	16	274	14.32	10	1,914	172	102	62.77	37.23
9	4	2017	2	12	273	14.26	11	1,914	104	169	38.10	61.90
9	17	2017	1	13	273	14.26	12	1,914	133	140	48.72	51.28
5	26	2017	6	15	271	14.16	13	1,914	161	110	59.41	40.59
5	29	2017	2	12	271	14.16	14	1,914	102	169	37.64	62.36
10	13	2017	6	16	271	14.16	15	1,914	169	102	62.36	37.64
5	29	2017	2	14	270	14.11	16	1,914	123	147	45.56	54.44

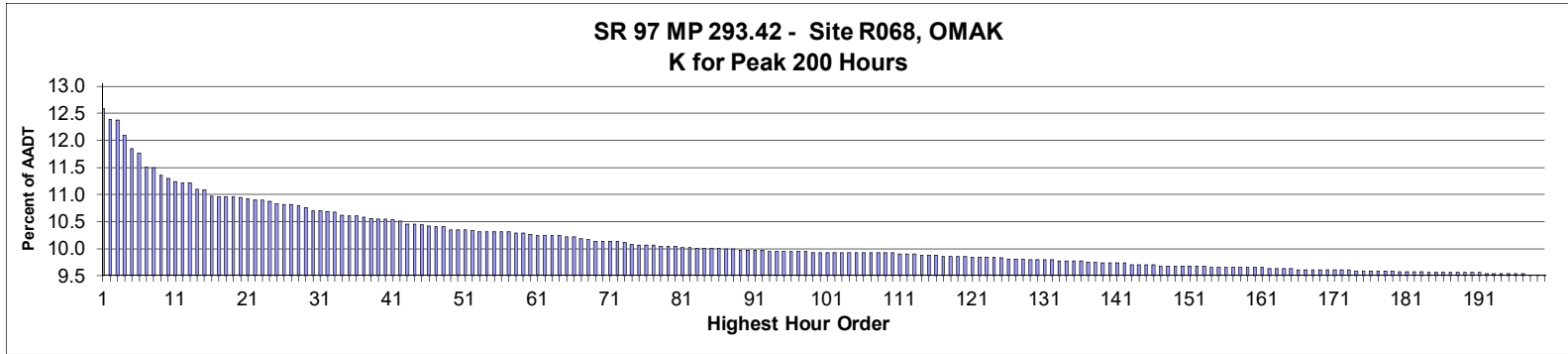
MO	DY	YR	DAY OF WK	HR	HR VOL	PERCENT OF AADT	HOUR NUMBER	AADT	EAST VOLUME	WEST VOLUME	PERCENT	PERCENT
											EAST IS OF TOTAL VOLUME	WEST IS OF TOTAL VOLUME
7	21	2017	6	14	269	14.05	17	1,914	131	138	48.70	51.30
7	1	2017	7	12	268	14.00	18	1,914	146	122	54.48	45.52
9	22	2017	6	14	268	14.00	19	1,914	153	115	57.09	42.91
8	20	2017	1	17	267	13.95	20	1,914	128	139	47.94	52.06
9	4	2017	2	15	267	13.95	21	1,914	138	129	51.69	48.31
11	26	2017	1	14	267	13.95	22	1,914	143	124	53.56	46.44
11	26	2017	1	13	266	13.90	23	1,914	109	157	40.98	59.02
8	13	2017	1	16	265	13.85	24	1,914	125	140	47.17	52.83
7	16	2017	1	13	264	13.79	25	1,914	116	148	43.94	56.06
8	18	2017	6	16	264	13.79	26	1,914	147	117	55.68	44.32
11	26	2017	1	15	264	13.79	27	1,914	135	129	51.14	48.86
10	1	2017	1	16	263	13.74	28	1,914	129	134	49.05	50.95
10	15	2017	1	16	262	13.69	29	1,914	133	129	50.76	49.24
7	23	2017	1	15	261	13.64	30	1,914	128	133	49.04	50.96
5	26	2017	6	17	260	13.58	31	1,914	158	102	60.77	39.23
6	25	2017	1	15	260	13.58	32	1,914	123	137	47.31	52.69
7	14	2017	6	15	260	13.58	33	1,914	124	136	47.69	52.31
7	23	2017	1	14	260	13.58	34	1,914	120	140	46.15	53.85
10	13	2017	6	15	260	13.58	35	1,914	132	128	50.77	49.23
7	21	2017	6	16	259	13.53	36	1,914	126	133	48.65	51.35
8	13	2017	1	14	259	13.53	37	1,914	118	141	45.56	54.44
9	16	2017	7	11	259	13.53	38	1,914	162	97	62.55	37.45
11	26	2017	1	16	259	13.53	39	1,914	143	116	55.21	44.79
5	26	2017	6	18	258	13.48	40	1,914	144	114	55.81	44.19
9	17	2017	1	14	258	13.48	41	1,914	134	124	51.94	48.06
5	29	2017	2	15	256	13.38	42	1,914	121	135	47.27	52.73
7	16	2017	1	15	256	13.38	43	1,914	145	111	56.64	43.36
3	19	2017	1	17	255	13.32	44	1,914	170	85	66.67	33.33
7	1	2017	7	13	255	13.32	45	1,914	122	133	47.84	52.16
8	21	2017	2	17	255	13.32	46	1,914	172	83	67.45	32.55
7	30	2017	1	13	254	13.27	47	1,914	117	137	46.06	53.94
9	16	2017	7	12	254	13.27	48	1,914	162	92	63.78	36.22
10	20	2017	6	17	254	13.27	49	1,914	160	94	62.99	37.01
6	18	2017	1	13	253	13.22	50	1,914	113	140	44.66	55.34
6	25	2017	1	14	253	13.22	51	1,914	102	151	40.32	59.68
11	26	2017	1	12	253	13.22	52	1,914	91	162	35.97	64.03
6	22	2017	5	16	252	13.17	53	1,914	124	128	49.21	50.79
11	25	2017	7	12	252	13.17	54	1,914	110	142	43.65	56.35
6	23	2017	6	12	251	13.11	55	1,914	126	125	50.20	49.80
11	22	2017	4	14	251	13.11	56	1,914	133	118	52.99	47.01
7	23	2017	1	13	250	13.06	57	1,914	108	142	43.20	56.80
9	15	2017	6	17	250	13.06	58	1,914	142	108	56.80	43.20
9	17	2017	1	11	249	13.01	59	1,914	110	139	44.18	55.82
6	30	2017	6	12	246	12.85	60	1,914	132	114	53.66	46.34
9	1	2017	6	17	246	12.85	61	1,914	118	128	47.97	52.03
3	19	2017	1	15	245	12.80	62	1,914	129	116	52.65	47.35
6	11	2017	1	15	245	12.80	63	1,914	136	109	55.51	44.49
9	15	2017	6	16	245	12.80	64	1,914	130	115	53.06	46.94
6	18	2017	1	15	244	12.75	65	1,914	125	119	51.23	48.77
6	30	2017	6	16	244	12.75	66	1,914	142	102	58.20	41.80
10	15	2017	1	15	244	12.75	67	1,914	103	141	42.21	57.79

MO	DY	YR	DAY OF WK	HR	HR VOL	PERCENT OF AADT	HOUR NUMBER	AADT	EAST VOLUME	WEST VOLUME	PERCENT EAST IS OF TOTAL VOLUME	PERCENT WEST IS OF TOTAL VOLUME
7	1	2017	7	11	243	12.70	68	1,914	129	114	53.09	46.91
10	8	2017	1	17	243	12.70	69	1,914	136	107	55.97	44.03
11	26	2017	1	17	243	12.70	70	1,914	132	111	54.32	45.68
4	21	2017	6	16	242	12.64	71	1,914	131	111	54.13	45.87
5	5	2017	6	17	242	12.64	72	1,914	118	124	48.76	51.24
5	29	2017	2	17	242	12.64	73	1,914	121	121	50.00	50.00
6	16	2017	6	16	242	12.64	74	1,914	112	130	46.28	53.72
7	21	2017	6	11	242	12.64	75	1,914	145	97	59.92	40.08
7	28	2017	6	16	242	12.64	76	1,914	124	118	51.24	48.76
9	22	2017	6	16	242	12.64	77	1,914	126	116	52.07	47.93
8	6	2017	1	14	241	12.59	78	1,914	94	147	39.00	61.00
8	11	2017	6	13	241	12.59	79	1,914	97	144	40.25	59.75
5	21	2017	1	16	240	12.54	80	1,914	138	102	57.50	42.50
5	26	2017	6	14	240	12.54	81	1,914	155	85	64.58	35.42
6	11	2017	1	16	240	12.54	82	1,914	114	126	47.50	52.50
6	17	2017	7	12	240	12.54	83	1,914	121	119	50.42	49.58
7	20	2017	5	15	240	12.54	84	1,914	120	120	50.00	50.00
8	6	2017	1	16	240	12.54	85	1,914	126	114	52.50	47.50
8	20	2017	1	13	240	12.54	86	1,914	102	138	42.50	57.50
9	17	2017	1	15	240	12.54	87	1,914	135	105	56.25	43.75
4	2	2017	1	15	239	12.49	88	1,914	146	93	61.09	38.91
6	11	2017	1	12	239	12.49	89	1,914	102	137	42.68	57.32
7	5	2017	4	12	239	12.49	90	1,914	107	132	44.77	55.23
7	30	2017	1	15	238	12.43	91	1,914	117	121	49.16	50.84
8	13	2017	1	17	238	12.43	92	1,914	117	121	49.16	50.84
10	22	2017	1	14	238	12.43	93	1,914	103	135	43.28	56.72
6	9	2017	6	14	237	12.38	94	1,914	125	112	52.74	47.26
6	25	2017	1	16	237	12.38	95	1,914	117	120	49.37	50.63
6	30	2017	6	15	237	12.38	96	1,914	141	96	59.49	40.51
8	20	2017	1	11	237	12.38	97	1,914	98	139	41.35	58.65
7	2	2017	1	12	236	12.33	98	1,914	109	127	46.19	53.81
7	23	2017	1	12	236	12.33	99	1,914	106	130	44.92	55.08
5	7	2017	1	17	235	12.28	100	1,914	103	132	43.83	56.17
5	29	2017	2	16	235	12.28	101	1,914	112	123	47.66	52.34
6	4	2017	1	15	235	12.28	102	1,914	113	122	48.09	51.91
6	30	2017	6	18	235	12.28	103	1,914	145	90	61.70	38.30
7	21	2017	6	13	235	12.28	104	1,914	121	114	51.49	48.51
8	20	2017	1	16	235	12.28	105	1,914	102	133	43.40	56.60
9	22	2017	6	17	235	12.28	106	1,914	117	118	49.79	50.21
9	30	2017	7	11	235	12.28	107	1,914	99	136	42.13	57.87
10	13	2017	6	17	235	12.28	108	1,914	135	100	57.45	42.55
6	2	2017	6	17	234	12.23	109	1,914	120	114	51.28	48.72
6	23	2017	6	14	234	12.23	110	1,914	135	99	57.69	42.31
8	19	2017	7	11	234	12.23	111	1,914	122	112	52.14	47.86
9	29	2017	6	15	234	12.23	112	1,914	135	99	57.69	42.31
10	22	2017	1	12	234	12.23	113	1,914	94	140	40.17	59.83
7	28	2017	6	13	233	12.17	114	1,914	108	125	46.35	53.65
8	6	2017	1	15	233	12.17	115	1,914	118	115	50.64	49.36
8	11	2017	6	15	233	12.17	116	1,914	120	113	51.50	48.50
9	1	2017	6	15	233	12.17	117	1,914	128	105	54.94	45.06
9	10	2017	1	12	233	12.17	118	1,914	76	157	32.62	67.38

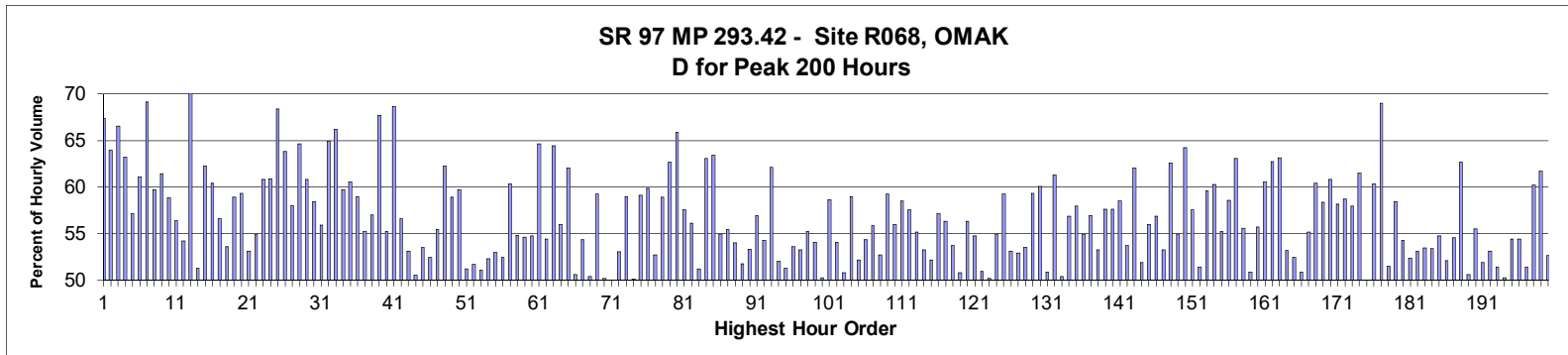
MO	DY	YR	DAY OF WK	HR	HR VOL	PERCENT OF AADT	HOUR NUMBER	AADT	EAST VOLUME	WEST VOLUME	PERCENT EAST IS OF TOTAL VOLUME	PERCENT WEST IS OF TOTAL VOLUME
7	16	2017	1	16	232	12.12	119	1,914	129	103	55.60	44.40
9	16	2017	7	10	232	12.12	120	1,914	125	107	53.88	46.12
4	14	2017	6	16	231	12.07	121	1,914	124	107	53.68	46.32
5	27	2017	7	11	231	12.07	122	1,914	126	105	54.55	45.45
5	29	2017	2	11	231	12.07	123	1,914	69	162	29.87	70.13
6	11	2017	1	14	231	12.07	124	1,914	119	112	51.52	48.48
7	21	2017	6	15	231	12.07	125	1,914	117	114	50.65	49.35
9	4	2017	2	14	231	12.07	126	1,914	114	117	49.35	50.65
9	29	2017	6	14	231	12.07	127	1,914	133	98	57.58	42.42
10	1	2017	1	15	231	12.07	128	1,914	96	135	41.56	58.44
10	22	2017	1	13	231	12.07	129	1,914	86	145	37.23	62.77
3	31	2017	6	17	230	12.02	130	1,914	113	117	49.13	50.87
4	2	2017	1	14	230	12.02	131	1,914	109	121	47.39	52.61
5	21	2017	1	13	230	12.02	132	1,914	88	142	38.26	61.74
6	18	2017	1	14	230	12.02	133	1,914	121	109	52.61	47.39
7	14	2017	6	13	230	12.02	134	1,914	108	122	46.96	53.04
7	21	2017	6	12	230	12.02	135	1,914	109	121	47.39	52.61
9	2	2017	7	11	230	12.02	136	1,914	121	109	52.61	47.39
6	23	2017	6	11	229	11.96	137	1,914	109	120	47.60	52.40
8	13	2017	1	12	229	11.96	138	1,914	101	128	44.10	55.90
8	20	2017	1	12	229	11.96	139	1,914	91	138	39.74	60.26
9	30	2017	7	12	229	11.96	140	1,914	92	137	40.17	59.83
9	30	2017	7	13	229	11.96	141	1,914	84	145	36.68	63.32
4	9	2017	1	14	228	11.91	142	1,914	118	110	51.75	48.25
6	9	2017	6	15	228	11.91	143	1,914	128	100	56.14	43.86
7	20	2017	5	14	228	11.91	144	1,914	118	110	51.75	48.25
7	28	2017	6	11	228	11.91	145	1,914	129	99	56.58	43.42
7	28	2017	6	14	228	11.91	146	1,914	119	109	52.19	47.81
7	30	2017	1	16	228	11.91	147	1,914	123	105	53.95	46.05
10	6	2017	6	16	228	11.91	148	1,914	117	111	51.32	48.68
3	19	2017	1	16	227	11.86	149	1,914	138	89	60.79	39.21
6	25	2017	1	13	227	11.86	150	1,914	88	139	38.77	61.23
8	18	2017	6	18	227	11.86	151	1,914	117	110	51.54	48.46
8	25	2017	6	16	227	11.86	152	1,914	103	124	45.37	54.63
9	8	2017	6	17	227	11.86	153	1,914	119	108	52.42	47.58
3	19	2017	1	14	226	11.81	154	1,914	119	107	52.65	47.35
5	21	2017	1	15	226	11.81	155	1,914	103	123	45.58	54.42
6	23	2017	6	15	226	11.81	156	1,914	120	106	53.10	46.90
6	30	2017	6	14	226	11.81	157	1,914	123	103	54.42	45.58
8	18	2017	6	15	226	11.81	158	1,914	121	105	53.54	46.46
9	29	2017	6	13	226	11.81	159	1,914	122	104	53.98	46.02
10	1	2017	1	13	226	11.81	160	1,914	108	118	47.79	52.21
10	13	2017	6	12	226	11.81	161	1,914	136	90	60.18	39.82
10	13	2017	6	14	226	11.81	162	1,914	126	100	55.75	44.25
5	19	2017	6	16	225	11.76	163	1,914	116	109	51.56	48.44
7	2	2017	1	16	225	11.76	164	1,914	126	99	56.00	44.00
8	17	2017	5	13	225	11.76	165	1,914	116	109	51.56	48.44
9	4	2017	2	13	225	11.76	166	1,914	103	122	45.78	54.22
5	26	2017	6	13	224	11.70	167	1,914	135	89	60.27	39.73
6	9	2017	6	16	224	11.70	168	1,914	125	99	55.80	44.20
6	16	2017	6	15	224	11.70	169	1,914	118	106	52.68	47.32

MO	DY	YR	DAY OF WK	HR	HR VOL	PERCENT OF AADT	HOUR NUMBER	AADT	EAST VOLUME	WEST VOLUME	PERCENT	PERCENT
											EAST IS OF TOTAL VOLUME	WEST IS OF TOTAL VOLUME
6	25	2017	1	11	224	11.70	170	1,914	94	130	41.96	58.04
6	30	2017	6	11	224	11.70	171	1,914	124	100	55.36	44.64
6	30	2017	6	17	224	11.70	172	1,914	131	93	58.48	41.52
7	9	2017	1	14	224	11.70	173	1,914	127	97	56.70	43.30
7	23	2017	1	11	224	11.70	174	1,914	92	132	41.07	58.93
8	6	2017	1	13	224	11.70	175	1,914	114	110	50.89	49.11
5	26	2017	6	16	223	11.65	176	1,914	131	92	58.74	41.26
7	23	2017	1	16	223	11.65	177	1,914	106	117	47.53	52.47
7	28	2017	6	17	223	11.65	178	1,914	113	110	50.67	49.33
10	6	2017	6	17	223	11.65	179	1,914	121	102	54.26	45.74
7	16	2017	1	11	222	11.60	180	1,914	101	121	45.50	54.50
7	30	2017	1	14	222	11.60	181	1,914	98	124	44.14	55.86
8	18	2017	6	14	222	11.60	182	1,914	114	108	51.35	48.65
9	4	2017	2	16	222	11.60	183	1,914	115	107	51.80	48.20
9	15	2017	6	12	222	11.60	184	1,914	94	128	42.34	57.66
9	23	2017	7	11	222	11.60	185	1,914	131	91	59.01	40.99
11	3	2017	6	16	222	11.60	186	1,914	121	101	54.50	45.50
4	9	2017	1	16	221	11.55	187	1,914	130	91	58.82	41.18
5	14	2017	1	16	221	11.55	188	1,914	116	105	52.49	47.51
5	19	2017	6	15	221	11.55	189	1,914	123	98	55.66	44.34
5	27	2017	7	13	221	11.55	190	1,914	110	111	49.77	50.23
6	9	2017	6	17	221	11.55	191	1,914	113	108	51.13	48.87
6	18	2017	1	16	221	11.55	192	1,914	125	96	56.56	43.44
6	23	2017	6	13	221	11.55	193	1,914	128	93	57.92	42.08
7	14	2017	6	16	221	11.55	194	1,914	131	90	59.28	40.72
8	20	2017	1	18	221	11.55	195	1,914	115	106	52.04	47.96
9	1	2017	6	16	221	11.55	196	1,914	100	121	45.25	54.75
9	10	2017	1	14	221	11.55	197	1,914	101	120	45.70	54.30
4	16	2017	1	17	220	11.49	198	1,914	103	117	46.82	53.18
6	17	2017	7	11	220	11.49	199	1,914	102	118	46.36	53.64
7	2	2017	1	15	220	11.49	200	1,914	109	111	49.55	50.45





**AADT= 5,575      K 30 FACTOR= 10.65      K 100 FACTOR= 9.88      K 200 FACTOR= 9.47      D 30 FACTOR= 58.42**



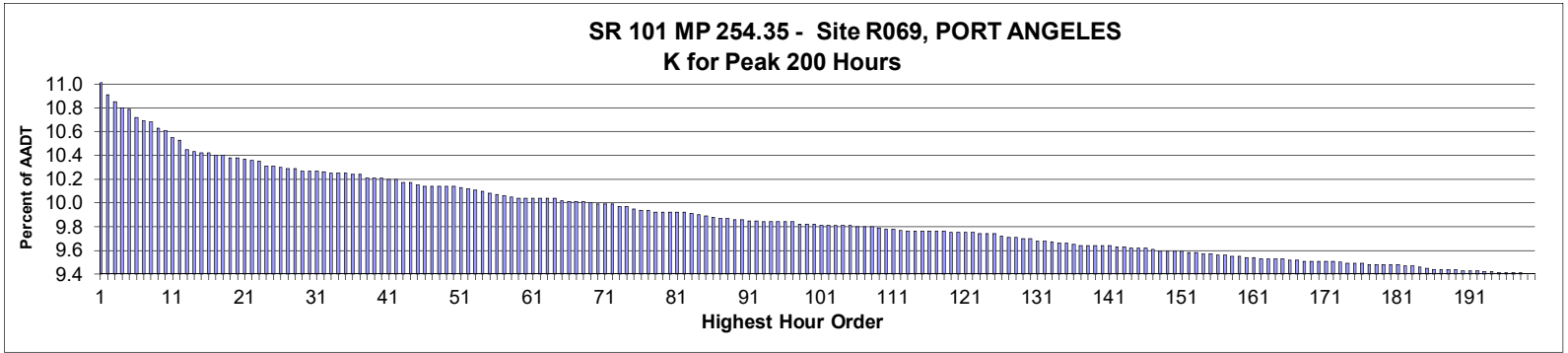
MO	DY	YR	DAY OF WK	HR	HR VOL	PERCENT OF AADT	HOUR NUMBER	AADT	NORTH VOLUME	SOUTH VOLUME	PERCENT NORTH IS OF TOTAL VOLUME	PERCENT SOUTH IS OF TOTAL VOLUME
10	13	2017	6	17	699	12.54	1	5,575	471	228	67.38	32.62
10	13	2017	6	15	688	12.34	2	5,575	440	248	63.95	36.05
10	13	2017	6	16	687	12.32	3	5,575	457	230	66.52	33.48
10	13	2017	6	18	671	12.04	4	5,575	424	247	63.19	36.81
10	13	2017	6	14	658	11.80	5	5,575	376	282	57.14	42.86
10	20	2017	6	17	653	11.71	6	5,575	399	254	61.10	38.90
10	22	2017	1	13	639	11.46	7	5,575	197	442	30.83	69.17
10	20	2017	6	16	638	11.44	8	5,575	381	257	59.72	40.28
10	13	2017	6	13	630	11.30	9	5,575	387	243	61.43	38.57
10	21	2017	7	13	627	11.25	10	5,575	258	369	41.15	58.85
9	1	2017	6	17	624	11.19	11	5,575	352	272	56.41	43.59
10	20	2017	6	14	622	11.16	12	5,575	337	285	54.18	45.82
10	22	2017	1	14	622	11.16	13	5,575	186	436	29.90	70.10
10	20	2017	6	13	616	11.05	14	5,575	316	300	51.30	48.70
10	20	2017	6	15	615	11.03	15	5,575	383	232	62.28	37.72
5	26	2017	6	17	609	10.92	16	5,575	368	241	60.43	39.57



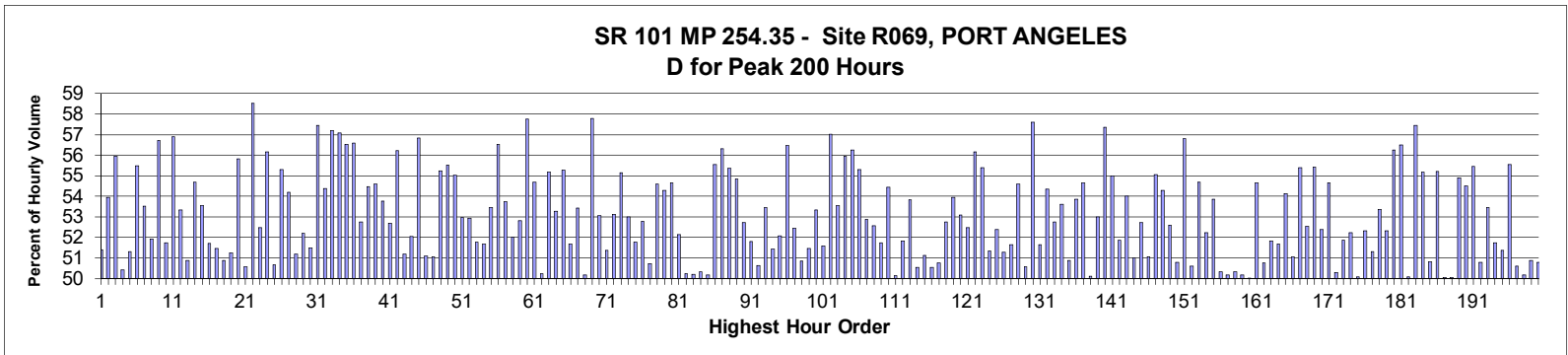




MO	DY	YR	DAY OF WK	HR	HR VOL	PERCENT OF AADT	HOUR NUMBER	AADT	NORTH VOLUME	SOUTH VOLUME	PERCENT NORTH IS OF TOTAL VOLUME	PERCENT SOUTH IS OF TOTAL VOLUME
9	28	2017	5	16	533	9.56	170	5,575	324	209	60.79	39.21
10	6	2017	6	18	533	9.56	171	5,575	310	223	58.16	41.84
10	15	2017	1	14	533	9.56	172	5,575	220	313	41.28	58.72
10	17	2017	3	13	533	9.56	173	5,575	224	309	42.03	57.97
6	13	2017	3	17	532	9.54	174	5,575	327	205	61.47	38.53
7	21	2017	6	13	532	9.54	175	5,575	266	266	50.00	50.00
7	30	2017	1	13	532	9.54	176	5,575	211	321	39.66	60.34
10	19	2017	5	18	532	9.54	177	5,575	367	165	68.98	31.02
10	23	2017	2	17	532	9.54	178	5,575	258	274	48.50	51.50
10	27	2017	6	18	532	9.54	179	5,575	311	221	58.46	41.54
5	19	2017	6	15	531	9.52	180	5,575	288	243	54.24	45.76
6	25	2017	1	14	531	9.52	181	5,575	253	278	47.65	52.35
8	18	2017	6	16	531	9.52	182	5,575	282	249	53.11	46.89
8	20	2017	1	15	531	9.52	183	5,575	247	284	46.52	53.48
5	19	2017	6	12	530	9.51	184	5,575	247	283	46.60	53.40
5	19	2017	6	14	530	9.51	185	5,575	290	240	54.72	45.28
7	28	2017	6	14	530	9.51	186	5,575	276	254	52.08	47.92
8	16	2017	4	16	530	9.51	187	5,575	289	241	54.53	45.47
8	16	2017	4	18	530	9.51	188	5,575	332	198	62.64	37.36
8	17	2017	5	13	530	9.51	189	5,575	262	268	49.43	50.57
10	6	2017	6	14	530	9.51	190	5,575	294	236	55.47	44.53
10	13	2017	6	11	530	9.51	191	5,575	275	255	51.89	48.11
7	7	2017	6	15	529	9.49	192	5,575	281	248	53.12	46.88
8	4	2017	6	13	529	9.49	193	5,575	257	272	48.58	51.42
9	7	2017	5	15	529	9.49	194	5,575	263	266	49.72	50.28
9	8	2017	6	16	529	9.49	195	5,575	288	241	54.44	45.56
10	17	2017	3	16	529	9.49	196	5,575	288	241	54.44	45.56
10	18	2017	4	15	529	9.49	197	5,575	257	272	48.58	51.42
5	26	2017	6	15	528	9.47	198	5,575	318	210	60.23	39.77
8	18	2017	6	18	528	9.47	199	5,575	326	202	61.74	38.26
8	22	2017	3	14	528	9.47	200	5,575	278	250	52.65	47.35



**AADT= 23,969      K 30 FACTOR= 10.26      K 100 FACTOR= 9.81      K 200 FACTOR= 9.39      D 30 FACTOR= 51.50**



MO	DY	YR	DAY OF WK	HR	HR VOL	PERCENT OF AADT	HOUR NUMBER	AADT	NORTH VOLUME	SOUTH VOLUME	PERCENT NORTH IS OF TOTAL VOLUME	PERCENT SOUTH IS OF TOTAL VOLUME
8	11	2017	6	17	2,642	11.02	1	23,969	1,358	1,284	51.40	48.60
6	30	2017	6	17	2,612	10.90	2	23,969	1,203	1,409	46.06	53.94
8	15	2017	3	18	2,599	10.84	3	23,969	1,454	1,145	55.94	44.06
9	1	2017	6	17	2,587	10.79	4	23,969	1,304	1,283	50.41	49.59
8	4	2017	6	17	2,584	10.78	5	23,969	1,258	1,326	48.68	51.32
8	7	2017	2	18	2,567	10.71	6	23,969	1,424	1,143	55.47	44.53
7	19	2017	4	17	2,560	10.68	7	23,969	1,370	1,190	53.52	46.48
7	21	2017	6	17	2,558	10.67	8	23,969	1,230	1,328	48.08	51.92
8	10	2017	5	18	2,545	10.62	9	23,969	1,443	1,102	56.70	43.30
7	14	2017	6	17	2,540	10.60	10	23,969	1,226	1,314	48.27	51.73
7	26	2017	4	18	2,526	10.54	11	23,969	1,437	1,089	56.89	43.11
7	21	2017	6	16	2,522	10.52	12	23,969	1,177	1,345	46.67	53.33
8	18	2017	6	17	2,502	10.44	13	23,969	1,273	1,229	50.88	49.12
7	27	2017	5	18	2,498	10.42	14	23,969	1,366	1,132	54.68	45.32
8	17	2017	5	17	2,495	10.41	15	23,969	1,336	1,159	53.55	46.45
7	21	2017	6	18	2,494	10.41	16	23,969	1,290	1,204	51.72	48.28

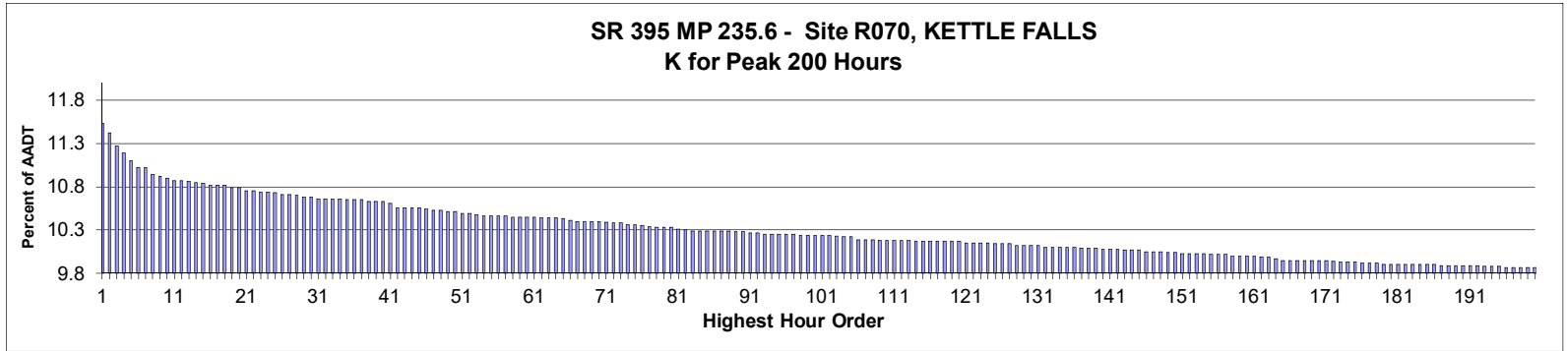




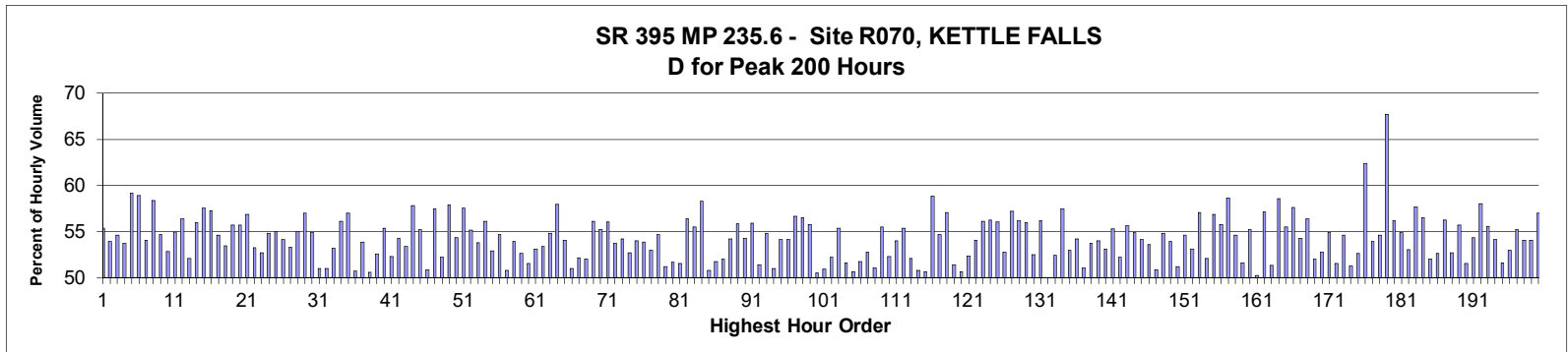


MO	DY	YR	DAY OF WK	HR	HR VOL	PERCENT OF AADT	HOUR NUMBER	AADT	NORTH VOLUME	SOUTH VOLUME	PERCENT NORTH IS OF TOTAL VOLUME	PERCENT SOUTH IS OF TOTAL VOLUME
6	1	2017	5	18	2,335	9.74	119	23,969	1,260	1,075	53.96	46.04
7	31	2017	2	17	2,335	9.74	120	23,969	1,240	1,095	53.10	46.90
8	3	2017	5	17	2,334	9.74	121	23,969	1,225	1,109	52.49	47.51
9	15	2017	6	18	2,334	9.74	122	23,969	1,311	1,023	56.17	43.83
7	10	2017	2	18	2,333	9.73	123	23,969	1,292	1,041	55.38	44.62
12	8	2017	6	17	2,333	9.73	124	23,969	1,198	1,135	51.35	48.65
7	10	2017	2	17	2,331	9.73	125	23,969	1,221	1,110	52.38	47.62
9	20	2017	4	17	2,328	9.71	126	23,969	1,194	1,134	51.29	48.71
6	29	2017	5	17	2,324	9.70	127	23,969	1,200	1,124	51.64	48.36
8	7	2017	2	17	2,324	9.70	128	23,969	1,269	1,055	54.60	45.40
6	30	2017	6	13	2,323	9.69	129	23,969	1,148	1,175	49.42	50.58
7	18	2017	3	18	2,323	9.69	130	23,969	1,338	985	57.60	42.40
5	12	2017	6	17	2,319	9.67	131	23,969	1,198	1,121	51.66	48.34
7	11	2017	3	18	2,317	9.67	132	23,969	1,259	1,058	54.34	45.66
10	10	2017	3	17	2,315	9.66	133	23,969	1,221	1,094	52.74	47.26
4	28	2017	6	17	2,313	9.65	134	23,969	1,240	1,073	53.61	46.39
7	20	2017	5	16	2,312	9.65	135	23,969	1,176	1,136	50.87	49.13
9	21	2017	5	17	2,311	9.64	136	23,969	1,245	1,066	53.87	46.13
6	23	2017	6	17	2,309	9.63	137	23,969	1,262	1,047	54.66	45.34
7	19	2017	4	16	2,309	9.63	138	23,969	1,152	1,157	49.89	50.11
7	24	2017	2	17	2,309	9.63	139	23,969	1,224	1,085	53.01	46.99
9	7	2017	5	18	2,309	9.63	140	23,969	1,324	985	57.34	42.66
8	29	2017	3	17	2,308	9.63	141	23,969	1,269	1,039	54.98	45.02
7	11	2017	3	17	2,306	9.62	142	23,969	1,196	1,110	51.86	48.14
8	30	2017	4	17	2,305	9.62	143	23,969	1,245	1,060	54.01	45.99
8	11	2017	6	14	2,304	9.61	144	23,969	1,175	1,129	51.00	49.00
7	14	2017	6	15	2,303	9.61	145	23,969	1,089	1,214	47.29	52.71
10	6	2017	6	15	2,303	9.61	146	23,969	1,176	1,127	51.06	48.94
9	5	2017	3	18	2,300	9.60	147	23,969	1,266	1,034	55.04	44.96
8	31	2017	5	18	2,297	9.58	148	23,969	1,247	1,050	54.29	45.71
9	29	2017	6	17	2,297	9.58	149	23,969	1,208	1,089	52.59	47.41
8	15	2017	3	16	2,296	9.58	150	23,969	1,130	1,166	49.22	50.78
10	7	2017	7	13	2,296	9.58	151	23,969	992	1,304	43.21	56.79
7	6	2017	5	16	2,295	9.57	152	23,969	1,161	1,134	50.59	49.41
6	22	2017	5	18	2,293	9.57	153	23,969	1,254	1,039	54.69	45.31
6	21	2017	4	18	2,292	9.56	154	23,969	1,197	1,095	52.23	47.77
8	21	2017	2	17	2,291	9.56	155	23,969	1,234	1,057	53.86	46.14
7	28	2017	6	14	2,289	9.55	156	23,969	1,152	1,137	50.33	49.67
7	18	2017	3	16	2,288	9.55	157	23,969	1,148	1,140	50.17	49.83
5	19	2017	6	17	2,287	9.54	158	23,969	1,151	1,136	50.33	49.67
9	1	2017	6	14	2,286	9.54	159	23,969	1,147	1,139	50.17	49.83
4	21	2017	6	17	2,285	9.53	160	23,969	1,143	1,142	50.02	49.98
8	21	2017	2	18	2,284	9.53	161	23,969	1,248	1,036	54.64	45.36
8	16	2017	4	16	2,283	9.52	162	23,969	1,124	1,159	49.23	50.77
9	1	2017	6	15	2,283	9.52	163	23,969	1,100	1,183	48.18	51.82
9	11	2017	2	17	2,282	9.52	164	23,969	1,179	1,103	51.67	48.33
9	7	2017	5	17	2,281	9.52	165	23,969	1,235	1,046	54.14	45.86
8	4	2017	6	14	2,280	9.51	166	23,969	1,116	1,164	48.95	51.05
9	14	2017	5	18	2,280	9.51	167	23,969	1,263	1,017	55.39	44.61
6	30	2017	6	16	2,277	9.50	168	23,969	1,081	1,196	47.47	52.53
9	2	2017	7	13	2,277	9.50	169	23,969	1,015	1,262	44.58	55.42

MO	DY	YR	DAY OF WK	HR	HR VOL	PERCENT OF AADT	HOUR NUMBER	AADT	NORTH VOLUME	SOUTH VOLUME	PERCENT NORTH IS OF TOTAL VOLUME	PERCENT SOUTH IS OF TOTAL VOLUME
3	30	2017	5	17	2,276	9.50	170	23,969	1,192	1,084	52.37	47.63
6	20	2017	3	18	2,276	9.50	171	23,969	1,244	1,032	54.66	45.34
7	5	2017	4	16	2,276	9.50	172	23,969	1,131	1,145	49.69	50.31
10	27	2017	6	18	2,274	9.49	173	23,969	1,179	1,095	51.85	48.15
10	20	2017	6	17	2,273	9.48	174	23,969	1,187	1,086	52.22	47.78
5	25	2017	5	16	2,272	9.48	175	23,969	1,138	1,134	50.09	49.91
8	25	2017	6	15	2,272	9.48	176	23,969	1,083	1,189	47.67	52.33
7	28	2017	6	15	2,271	9.47	177	23,969	1,165	1,106	51.30	48.70
8	22	2017	3	17	2,270	9.47	178	23,969	1,211	1,059	53.35	46.65
5	26	2017	6	18	2,269	9.47	179	23,969	1,187	1,082	52.31	47.69
9	21	2017	5	18	2,269	9.47	180	23,969	1,276	993	56.24	43.76
9	22	2017	6	18	2,269	9.47	181	23,969	1,282	987	56.50	43.50
8	18	2017	6	13	2,268	9.46	182	23,969	1,136	1,132	50.09	49.91
9	28	2017	5	18	2,268	9.46	183	23,969	1,303	965	57.45	42.55
10	5	2017	5	18	2,265	9.45	184	23,969	1,250	1,015	55.19	44.81
8	11	2017	6	15	2,263	9.44	185	23,969	1,113	1,150	49.18	50.82
9	20	2017	4	18	2,261	9.43	186	23,969	1,248	1,013	55.20	44.80
7	3	2017	2	14	2,260	9.43	187	23,969	1,131	1,129	50.04	49.96
7	21	2017	6	14	2,260	9.43	188	23,969	1,131	1,129	50.04	49.96
8	28	2017	2	17	2,260	9.43	189	23,969	1,241	1,019	54.91	45.09
6	2	2017	6	18	2,259	9.42	190	23,969	1,231	1,028	54.49	45.51
6	28	2017	4	18	2,258	9.42	191	23,969	1,252	1,006	55.45	44.55
5	19	2017	6	16	2,257	9.42	192	23,969	1,146	1,111	50.78	49.22
6	14	2017	4	17	2,256	9.41	193	23,969	1,206	1,050	53.46	46.54
10	7	2017	7	14	2,255	9.41	194	23,969	1,088	1,167	48.25	51.75
8	14	2017	2	17	2,254	9.40	195	23,969	1,158	1,096	51.38	48.62
6	14	2017	4	18	2,253	9.40	196	23,969	1,251	1,002	55.53	44.47
7	12	2017	4	16	2,253	9.40	197	23,969	1,140	1,113	50.60	49.40
7	7	2017	6	13	2,252	9.40	198	23,969	1,130	1,122	50.18	49.82
4	28	2017	6	16	2,250	9.39	199	23,969	1,145	1,105	50.89	49.11
6	7	2017	4	18	2,250	9.39	200	23,969	1,143	1,107	50.80	49.20



**AADT= 8,037      K 30 FACTOR= 10.68      K 100 FACTOR= 10.24      K 200 FACTOR= 9.87      D 30 FACTOR= 54.90**



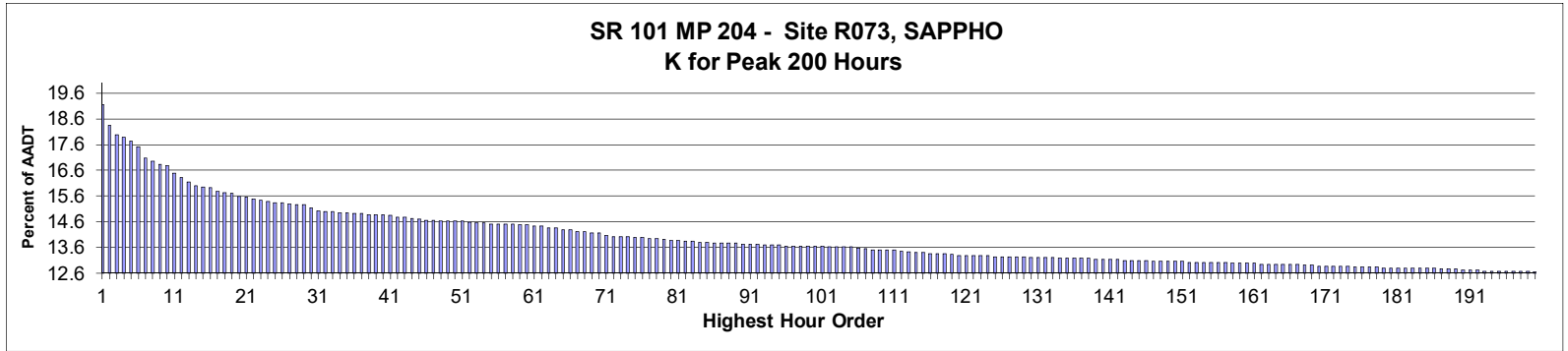
MO	DY	YR	DAY OF WK	HR	HR VOL	PERCENT OF AADT	HOUR NUMBER	AADT	NORTH VOLUME	SOUTH VOLUME	PERCENT NORTH IS OF TOTAL VOLUME	PERCENT SOUTH IS OF TOTAL VOLUME
6	1	2017	5	17	927	11.53	1	8,037	513	414	55.34	44.66
6	2	2017	6	17	918	11.42	2	8,037	495	423	53.92	46.08
10	13	2017	6	16	906	11.27	3	8,037	495	411	54.64	45.36
10	6	2017	6	16	899	11.19	4	8,037	483	416	53.73	46.27
5	25	2017	5	17	892	11.10	5	8,037	528	364	59.19	40.81
5	26	2017	6	17	886	11.02	6	8,037	522	364	58.92	41.08
6	15	2017	5	17	886	11.02	7	8,037	479	407	54.06	45.94
7	21	2017	6	17	879	10.94	8	8,037	513	366	58.36	41.64
6	2	2017	6	16	878	10.92	9	8,037	480	398	54.67	45.33
9	7	2017	5	16	876	10.90	10	8,037	463	413	52.85	47.15
6	9	2017	6	17	874	10.87	11	8,037	480	394	54.92	45.08
7	17	2017	2	17	874	10.87	12	8,037	493	381	56.41	43.59
7	19	2017	4	16	873	10.86	13	8,037	455	418	52.12	47.88
8	18	2017	6	15	872	10.85	14	8,037	488	384	55.96	44.04
9	1	2017	6	16	871	10.84	15	8,037	501	370	57.52	42.48
7	14	2017	6	16	870	10.82	16	8,037	498	372	57.24	42.76

MO	DY	YR	DAY OF WK	HR	HR VOL	PERCENT OF AADT	HOUR NUMBER	AADT	NORTH VOLUME	SOUTH VOLUME	PERCENT NORTH IS OF TOTAL VOLUME	PERCENT SOUTH IS OF TOTAL VOLUME
9	1	2017	6	14	870	10.82	17	8,037	475	395	54.60	45.40
10	18	2017	4	16	870	10.82	18	8,037	465	405	53.45	46.55
7	27	2017	5	17	867	10.79	19	8,037	483	384	55.71	44.29
7	28	2017	6	15	867	10.79	20	8,037	483	384	55.71	44.29
7	26	2017	4	17	864	10.75	21	8,037	491	373	56.83	43.17
8	4	2017	6	16	864	10.75	22	8,037	460	404	53.24	46.76
7	21	2017	6	14	863	10.74	23	8,037	455	408	52.72	47.28
9	22	2017	6	17	863	10.74	24	8,037	473	390	54.81	45.19
7	21	2017	6	15	862	10.73	25	8,037	474	388	54.99	45.01
7	21	2017	6	16	861	10.71	26	8,037	466	395	54.12	45.88
10	20	2017	6	16	861	10.71	27	8,037	459	402	53.31	46.69
6	5	2017	2	17	860	10.70	28	8,037	473	387	55.00	45.00
6	30	2017	6	15	858	10.68	29	8,037	489	369	56.99	43.01
6	30	2017	6	16	858	10.68	30	8,037	471	387	54.90	45.10
9	1	2017	6	13	857	10.66	31	8,037	437	420	50.99	49.01
9	12	2017	3	16	857	10.66	32	8,037	437	420	50.99	49.01
9	28	2017	5	16	857	10.66	33	8,037	456	401	53.21	46.79
10	13	2017	6	15	857	10.66	34	8,037	481	376	56.13	43.87
5	24	2017	4	17	856	10.65	35	8,037	488	368	57.01	42.99
7	27	2017	5	16	856	10.65	36	8,037	434	422	50.70	49.30
10	19	2017	5	16	856	10.65	37	8,037	461	395	53.86	46.14
6	8	2017	5	16	854	10.63	38	8,037	432	422	50.59	49.41
6	30	2017	6	14	854	10.63	39	8,037	449	405	52.58	47.42
7	12	2017	4	17	854	10.63	40	8,037	473	381	55.39	44.61
10	31	2017	3	16	853	10.61	41	8,037	446	407	52.29	47.71
5	26	2017	6	16	849	10.56	42	8,037	461	388	54.30	45.70
5	30	2017	3	17	849	10.56	43	8,037	453	396	53.36	46.64
9	5	2017	3	17	849	10.56	44	8,037	491	358	57.83	42.17
12	8	2017	6	16	849	10.56	45	8,037	469	380	55.24	44.76
9	29	2017	6	16	847	10.54	46	8,037	431	416	50.89	49.11
7	19	2017	4	17	846	10.53	47	8,037	486	360	57.45	42.55
10	5	2017	5	16	846	10.53	48	8,037	442	404	52.25	47.75
5	22	2017	2	17	845	10.51	49	8,037	489	356	57.87	42.13
7	25	2017	3	16	845	10.51	50	8,037	459	386	54.32	45.68
5	17	2017	4	17	843	10.49	51	8,037	485	358	57.53	42.47
6	2	2017	6	15	843	10.49	52	8,037	465	378	55.16	44.84
8	9	2017	4	16	842	10.48	53	8,037	453	389	53.80	46.20
7	18	2017	3	17	841	10.46	54	8,037	472	369	56.12	43.88
9	15	2017	6	16	841	10.46	55	8,037	445	396	52.91	47.09
9	19	2017	3	17	841	10.46	56	8,037	460	381	54.70	45.30
10	10	2017	3	16	841	10.46	57	8,037	427	414	50.77	49.23
9	5	2017	3	16	840	10.45	58	8,037	453	387	53.93	46.07
9	12	2017	3	17	840	10.45	59	8,037	442	398	52.62	47.38
9	14	2017	5	16	840	10.45	60	8,037	407	433	48.45	51.55
10	3	2017	3	17	840	10.45	61	8,037	446	394	53.10	46.90
6	7	2017	4	17	839	10.44	62	8,037	448	391	53.40	46.60
8	1	2017	3	17	839	10.44	63	8,037	460	379	54.83	45.17
8	16	2017	4	17	839	10.44	64	8,037	486	353	57.93	42.07
10	6	2017	6	15	838	10.43	65	8,037	453	385	54.06	45.94
9	26	2017	3	16	837	10.41	66	8,037	427	410	51.02	48.98
7	13	2017	5	16	836	10.40	67	8,037	436	400	52.15	47.85

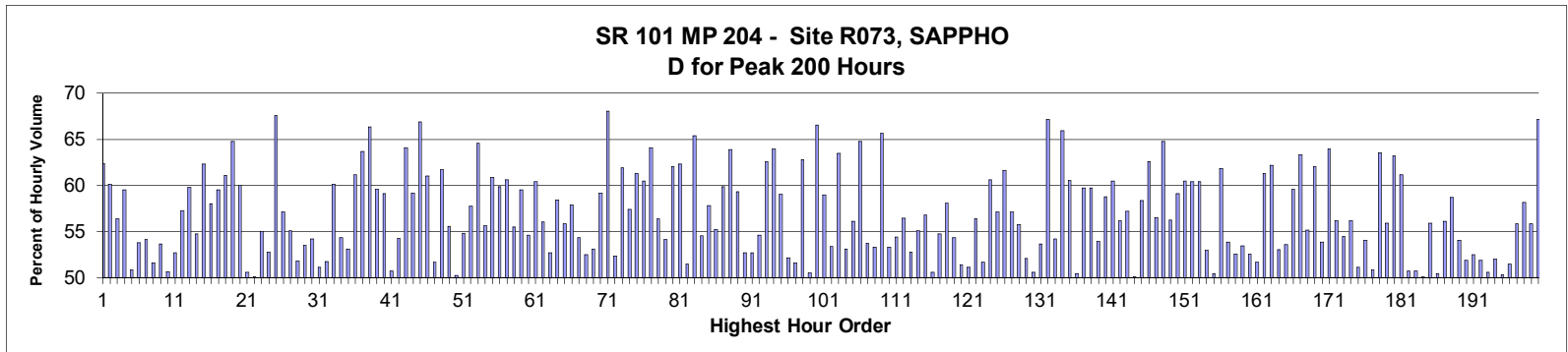
MO	DY	YR	DAY OF WK	HR	HR VOL	PERCENT OF AADT	HOUR NUMBER	AADT	NORTH VOLUME	SOUTH VOLUME	PERCENT NORTH IS OF TOTAL VOLUME	PERCENT SOUTH IS OF TOTAL VOLUME
7	18	2017	3	16	836	10.40	68	8,037	435	401	52.03	47.97
8	14	2017	2	17	836	10.40	69	8,037	469	367	56.10	43.90
9	1	2017	6	15	836	10.40	70	8,037	462	374	55.26	44.74
6	23	2017	6	16	835	10.39	71	8,037	468	367	56.05	43.95
6	20	2017	3	17	834	10.38	72	8,037	448	386	53.72	46.28
10	24	2017	3	16	834	10.38	73	8,037	452	382	54.20	45.80
8	1	2017	3	16	833	10.36	74	8,037	439	394	52.70	47.30
8	8	2017	3	15	833	10.36	75	8,037	450	383	54.02	45.98
12	1	2017	6	16	832	10.35	76	8,037	448	384	53.85	46.15
6	7	2017	4	16	831	10.34	77	8,037	440	391	52.95	47.05
6	21	2017	4	17	830	10.33	78	8,037	454	376	54.70	45.30
7	7	2017	6	13	830	10.33	79	8,037	405	425	48.80	51.20
7	20	2017	5	16	830	10.33	80	8,037	429	401	51.69	48.31
7	12	2017	4	16	829	10.31	81	8,037	427	402	51.51	48.49
5	31	2017	4	17	828	10.30	82	8,037	467	361	56.40	43.60
7	7	2017	6	16	827	10.29	83	8,037	459	368	55.50	44.50
7	20	2017	5	17	827	10.29	84	8,037	482	345	58.28	41.72
9	21	2017	5	16	827	10.29	85	8,037	420	407	50.79	49.21
9	25	2017	2	16	827	10.29	86	8,037	428	399	51.75	48.25
10	3	2017	3	16	827	10.29	87	8,037	430	397	52.00	48.00
10	12	2017	5	16	827	10.29	88	8,037	448	379	54.17	45.83
8	10	2017	5	15	826	10.28	89	8,037	461	365	55.81	44.19
8	17	2017	5	16	826	10.28	90	8,037	448	378	54.24	45.76
6	19	2017	2	17	825	10.27	91	8,037	461	364	55.88	44.12
8	18	2017	6	16	825	10.27	92	8,037	424	401	51.39	48.61
7	7	2017	6	17	824	10.25	93	8,037	452	372	54.85	45.15
7	28	2017	6	13	824	10.25	94	8,037	404	420	49.03	50.97
8	16	2017	4	16	824	10.25	95	8,037	446	378	54.13	45.87
9	15	2017	6	17	824	10.25	96	8,037	446	378	54.13	45.87
10	19	2017	5	17	824	10.25	97	8,037	467	357	56.67	43.33
6	30	2017	6	17	823	10.24	98	8,037	465	358	56.50	43.50
7	11	2017	3	17	823	10.24	99	8,037	459	364	55.77	44.23
7	21	2017	6	13	823	10.24	100	8,037	416	407	50.55	49.45
8	4	2017	6	13	823	10.24	101	8,037	419	404	50.91	49.09
8	10	2017	5	16	823	10.24	102	8,037	430	393	52.25	47.75
7	28	2017	6	17	822	10.23	103	8,037	455	367	55.35	44.65
8	31	2017	5	16	821	10.22	104	8,037	424	397	51.64	48.36
10	25	2017	4	16	821	10.22	105	8,037	416	405	50.67	49.33
7	3	2017	2	13	819	10.19	106	8,037	395	424	48.23	51.77
7	5	2017	4	12	819	10.19	107	8,037	387	432	47.25	52.75
9	15	2017	6	15	819	10.19	108	8,037	418	401	51.04	48.96
5	26	2017	6	15	818	10.18	109	8,037	454	364	55.50	44.50
6	6	2017	3	16	818	10.18	110	8,037	428	390	52.32	47.68
6	6	2017	3	17	818	10.18	111	8,037	442	376	54.03	45.97
8	4	2017	6	14	818	10.18	112	8,037	453	365	55.38	44.62
10	7	2017	7	13	818	10.18	113	8,037	392	426	47.92	52.08
6	9	2017	6	16	817	10.17	114	8,037	415	402	50.80	49.20
7	5	2017	4	13	817	10.17	115	8,037	403	414	49.33	50.67
7	31	2017	2	17	817	10.17	116	8,037	481	336	58.87	41.13
8	3	2017	5	16	817	10.17	117	8,037	447	370	54.71	45.29
8	17	2017	5	17	817	10.17	118	8,037	466	351	57.04	42.96

MO	DY	YR	DAY OF WK	HR	HR VOL	PERCENT OF AADT	HOUR NUMBER	AADT	NORTH VOLUME	SOUTH VOLUME	PERCENT	PERCENT
											IS OF TOTAL VOLUME	SOUTH IS OF TOTAL VOLUME
9	20	2017	4	16	817	10.17	119	8,037	420	397	51.41	48.59
10	27	2017	6	16	817	10.17	120	8,037	403	414	49.33	50.67
7	6	2017	5	16	816	10.15	121	8,037	427	389	52.33	47.67
8	15	2017	3	17	816	10.15	122	8,037	441	375	54.04	45.96
9	8	2017	6	17	816	10.15	123	8,037	458	358	56.13	43.87
12	5	2017	3	16	816	10.15	124	8,037	459	357	56.25	43.75
5	23	2017	3	17	815	10.14	125	8,037	457	358	56.07	43.93
6	30	2017	6	13	815	10.14	126	8,037	430	385	52.76	47.24
10	24	2017	3	17	815	10.14	127	8,037	466	349	57.18	42.82
7	10	2017	2	17	813	10.12	128	8,037	457	356	56.21	43.79
8	4	2017	6	17	813	10.12	129	8,037	455	358	55.97	44.03
9	28	2017	5	17	813	10.12	130	8,037	427	386	52.52	47.48
10	12	2017	5	17	813	10.12	131	8,037	457	356	56.21	43.79
5	22	2017	2	16	812	10.10	132	8,037	406	406	50.00	50.00
7	21	2017	6	12	812	10.10	133	8,037	426	386	52.46	47.54
7	24	2017	2	17	812	10.10	134	8,037	467	345	57.51	42.49
8	18	2017	6	13	812	10.10	135	8,037	382	430	47.04	52.96
9	22	2017	6	15	812	10.10	136	8,037	440	372	54.19	45.81
6	1	2017	5	16	811	10.09	137	8,037	414	397	51.05	48.95
6	9	2017	6	15	811	10.09	138	8,037	436	375	53.76	46.24
6	22	2017	5	17	811	10.09	139	8,037	438	373	54.01	45.99
7	28	2017	6	14	810	10.08	140	8,037	430	380	53.09	46.91
8	25	2017	6	14	810	10.08	141	8,037	448	362	55.31	44.69
9	8	2017	6	16	810	10.08	142	8,037	423	387	52.22	47.78
6	13	2017	3	17	809	10.07	143	8,037	450	359	55.62	44.38
7	14	2017	6	17	809	10.07	144	8,037	444	365	54.88	45.12
9	1	2017	6	11	809	10.07	145	8,037	371	438	45.86	54.14
5	24	2017	4	16	808	10.05	146	8,037	433	375	53.59	46.41
7	27	2017	5	13	808	10.05	147	8,037	411	397	50.87	49.13
10	20	2017	6	17	808	10.05	148	8,037	443	365	54.83	45.17
5	18	2017	5	17	807	10.04	149	8,037	435	372	53.90	46.10
9	22	2017	6	16	807	10.04	150	8,037	413	394	51.18	48.82
5	30	2017	3	16	806	10.03	151	8,037	440	366	54.59	45.41
6	30	2017	6	12	806	10.03	152	8,037	378	428	46.90	53.10
7	13	2017	5	17	806	10.03	153	8,037	460	346	57.07	42.93
10	26	2017	5	16	806	10.03	154	8,037	420	386	52.11	47.89
8	23	2017	4	17	805	10.02	155	8,037	458	347	56.89	43.11
8	31	2017	5	17	805	10.02	156	8,037	449	356	55.78	44.22
9	1	2017	6	17	805	10.02	157	8,037	472	333	58.63	41.37
6	5	2017	2	16	804	10.00	158	8,037	439	365	54.60	45.40
7	14	2017	6	13	804	10.00	159	8,037	415	389	51.62	48.38
9	6	2017	4	15	804	10.00	160	8,037	444	360	55.22	44.78
9	29	2017	6	15	804	10.00	161	8,037	404	400	50.25	49.75
6	3	2017	7	11	803	9.99	162	8,037	459	344	57.16	42.84
8	3	2017	5	13	803	9.99	163	8,037	391	412	48.69	51.31
7	7	2017	6	15	801	9.97	164	8,037	469	332	58.55	41.45
5	4	2017	5	17	800	9.95	165	8,037	444	356	55.50	44.50
5	11	2017	5	17	800	9.95	166	8,037	461	339	57.63	42.38
6	27	2017	3	17	800	9.95	167	8,037	434	366	54.25	45.75
7	14	2017	6	15	800	9.95	168	8,037	451	349	56.38	43.63
7	26	2017	4	16	800	9.95	169	8,037	416	384	52.00	48.00

MO	DY	YR	DAY OF WK	HR	HR VOL	PERCENT OF AADT	HOUR NUMBER	AADT	NORTH VOLUME	SOUTH VOLUME	PERCENT NORTH IS OF TOTAL VOLUME	PERCENT SOUTH IS OF TOTAL VOLUME
8	18	2017	6	14	800	9.95	170	8,037	422	378	52.75	47.25
8	23	2017	4	15	800	9.95	171	8,037	439	361	54.88	45.13
7	11	2017	3	16	799	9.94	172	8,037	412	387	51.56	48.44
6	12	2017	2	17	798	9.93	173	8,037	436	362	54.64	45.36
6	13	2017	3	16	798	9.93	174	8,037	409	389	51.25	48.75
11	17	2017	6	16	798	9.93	175	8,037	420	378	52.63	47.37
6	2	2017	6	18	797	9.92	176	8,037	497	300	62.36	37.64
10	10	2017	3	17	797	9.92	177	8,037	430	367	53.95	46.05
10	31	2017	3	17	797	9.92	178	8,037	435	362	54.58	45.42
4	27	2017	5	17	796	9.90	179	8,037	539	257	67.71	32.29
5	12	2017	6	17	796	9.90	180	8,037	447	349	56.16	43.84
6	14	2017	4	17	796	9.90	181	8,037	437	359	54.90	45.10
6	16	2017	6	17	796	9.90	182	8,037	422	374	53.02	46.98
7	28	2017	6	16	796	9.90	183	8,037	459	337	57.66	42.34
8	10	2017	5	17	796	9.90	184	8,037	450	346	56.53	43.47
9	8	2017	6	15	796	9.90	185	8,037	414	382	52.01	47.99
11	7	2017	3	16	796	9.90	186	8,037	419	377	52.64	47.36
5	9	2017	3	17	795	9.89	187	8,037	447	348	56.23	43.77
7	6	2017	5	15	795	9.89	188	8,037	419	376	52.70	47.30
8	25	2017	6	16	795	9.89	189	8,037	443	352	55.72	44.28
9	1	2017	6	12	795	9.89	190	8,037	410	385	51.57	48.43
9	5	2017	3	15	795	9.89	191	8,037	432	363	54.34	45.66
10	20	2017	6	15	795	9.89	192	8,037	461	334	57.99	42.01
6	23	2017	6	17	794	9.88	193	8,037	441	353	55.54	44.46
8	11	2017	6	17	794	9.88	194	8,037	430	364	54.16	45.84
8	18	2017	6	12	794	9.88	195	8,037	384	410	48.36	51.64
5	23	2017	3	16	793	9.87	196	8,037	420	373	52.96	47.04
8	15	2017	3	15	793	9.87	197	8,037	438	355	55.23	44.77
8	24	2017	5	17	793	9.87	198	8,037	429	364	54.10	45.90
10	5	2017	5	17	793	9.87	199	8,037	429	364	54.10	45.90
10	13	2017	6	17	793	9.87	200	8,037	452	341	57.00	43.00



**AADT= 2,694      K 30 FACTOR= 15.14      K 100 FACTOR= 13.66      K 200 FACTOR= 12.66      D 30 FACTOR= 54.17**



MO	DY	YR	DAY OF WK	HR	HR VOL	PERCENT OF AADT	HOUR NUMBER	AADT	EAST VOLUME	WEST VOLUME	PERCENT EAST IS OF TOTAL VOLUME	PERCENT WEST IS OF TOTAL VOLUME
9	4	2017	2	12	516	19.15	1	2,694	322	194	62.40	37.60
9	3	2017	1	12	494	18.34	2	2,694	197	297	39.88	60.12
5	28	2017	1	16	484	17.97	3	2,694	273	211	56.40	43.60
5	28	2017	1	15	482	17.89	4	2,694	287	195	59.54	40.46
9	3	2017	1	13	478	17.74	5	2,694	235	243	49.16	50.84
9	3	2017	1	15	472	17.52	6	2,694	254	218	53.81	46.19
9	3	2017	1	17	460	17.07	7	2,694	249	211	54.13	45.87
9	3	2017	1	14	457	16.96	8	2,694	221	236	48.36	51.64
8	6	2017	1	12	453	16.82	9	2,694	243	210	53.64	46.36
7	2	2017	1	15	452	16.78	10	2,694	223	229	49.34	50.66
5	28	2017	1	14	444	16.48	11	2,694	210	234	47.30	52.70
7	30	2017	1	12	440	16.33	12	2,694	252	188	57.27	42.73
5	28	2017	1	17	435	16.15	13	2,694	260	175	59.77	40.23
5	28	2017	1	13	431	16.00	14	2,694	195	236	45.24	54.76
5	27	2017	7	13	430	15.96	15	2,694	162	268	37.67	62.33
8	6	2017	1	13	429	15.92	16	2,694	249	180	58.04	41.96

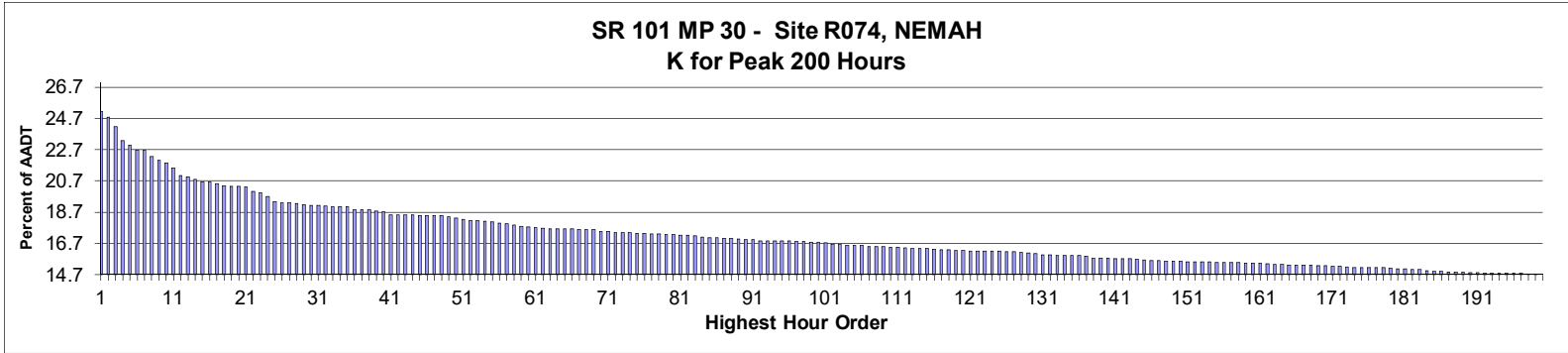




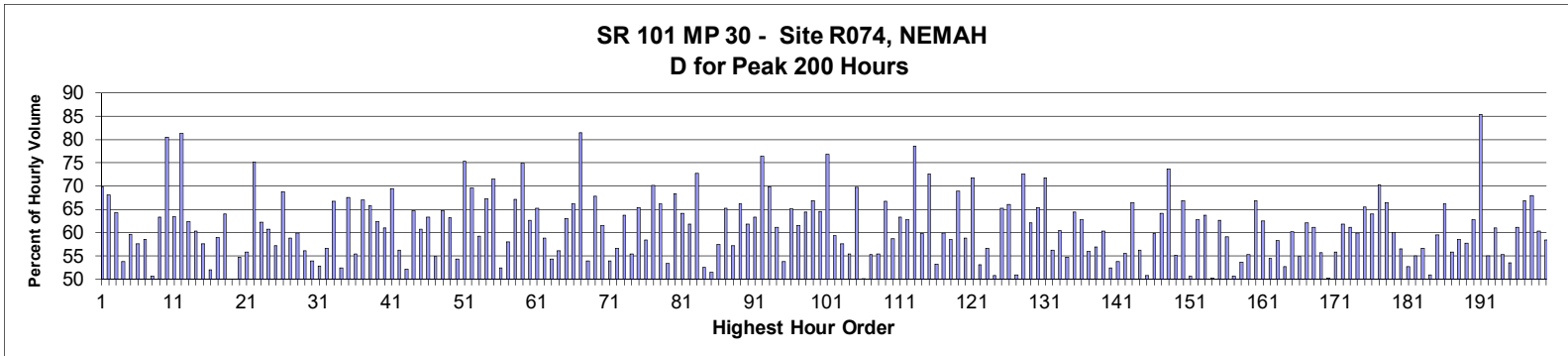




MO	DY	YR	DAY OF WK	HR	HR VOL	PERCENT OF AADT	HOUR NUMBER	AADT	EAST VOLUME	WEST VOLUME	PERCENT EAST IS OF TOTAL VOLUME	PERCENT WEST IS OF TOTAL VOLUME
5	26	2017	6	17	347	12.88	170	2,694	160	187	46.11	53.89
6	25	2017	1	15	347	12.88	171	2,694	222	125	63.98	36.02
7	14	2017	6	16	347	12.88	172	2,694	152	195	43.80	56.20
8	2	2017	4	17	347	12.88	173	2,694	189	158	54.47	45.53
8	11	2017	6	17	347	12.88	174	2,694	195	152	56.20	43.80
7	15	2017	7	16	346	12.84	175	2,694	177	169	51.16	48.84
8	17	2017	5	16	346	12.84	176	2,694	159	187	45.95	54.05
8	19	2017	7	17	346	12.84	177	2,694	176	170	50.87	49.13
9	2	2017	7	11	346	12.84	178	2,694	126	220	36.42	63.58
6	23	2017	6	13	345	12.81	179	2,694	152	193	44.06	55.94
6	25	2017	1	17	345	12.81	180	2,694	218	127	63.19	36.81
7	16	2017	1	17	345	12.81	181	2,694	211	134	61.16	38.84
7	21	2017	6	15	345	12.81	182	2,694	170	175	49.28	50.72
7	22	2017	7	12	345	12.81	183	2,694	175	170	50.72	49.28
7	26	2017	4	17	345	12.81	184	2,694	172	173	49.86	50.14
8	4	2017	6	14	345	12.81	185	2,694	152	193	44.06	55.94
8	4	2017	6	15	345	12.81	186	2,694	174	171	50.43	49.57
5	27	2017	7	16	344	12.77	187	2,694	151	193	43.90	56.10
8	3	2017	5	12	344	12.77	188	2,694	142	202	41.28	58.72
8	3	2017	5	17	344	12.77	189	2,694	186	158	54.07	45.93
7	8	2017	7	13	343	12.73	190	2,694	165	178	48.10	51.90
7	28	2017	6	13	343	12.73	191	2,694	163	180	47.52	52.48
8	2	2017	4	18	343	12.73	192	2,694	178	165	51.90	48.10
7	7	2017	6	17	342	12.69	193	2,694	173	169	50.58	49.42
7	14	2017	6	15	342	12.69	194	2,694	164	178	47.95	52.05
7	21	2017	6	17	342	12.69	195	2,694	170	172	49.71	50.29
7	28	2017	6	16	342	12.69	196	2,694	176	166	51.46	48.54
8	10	2017	5	13	342	12.69	197	2,694	151	191	44.15	55.85
8	13	2017	1	15	342	12.69	198	2,694	199	143	58.19	41.81
8	13	2017	1	17	342	12.69	199	2,694	191	151	55.85	44.15
5	21	2017	1	17	341	12.66	200	2,694	229	112	67.16	32.84



**AADT= 2,734      K 30 FACTOR= 19.13      K 100 FACTOR= 16.79      K 200 FACTOR= 14.70      D 30 FACTOR= 53.92**



MO	DY	YR	DAY OF WK	HR	HR VOL	PERCENT OF AADT	HOUR NUMBER	AADT	NORTH VOLUME	SOUTH VOLUME	PERCENT	PERCENT
											IS OF TOTAL VOLUME	SOUTH IS OF TOTAL VOLUME
9	4	2017	2	12	687	25.13	1	2,734	480	207	69.87	30.13
8	27	2017	1	12	677	24.76	2	2,734	461	216	68.09	31.91
8	27	2017	1	13	661	24.18	3	2,734	425	236	64.30	35.70
8	20	2017	1	13	636	23.26	4	2,734	294	342	46.23	53.77
8	27	2017	1	14	629	23.01	5	2,734	375	254	59.62	40.38
8	20	2017	1	14	620	22.68	6	2,734	263	357	42.42	57.58
8	20	2017	1	15	620	22.68	7	2,734	257	363	41.45	58.55
8	20	2017	1	12	609	22.28	8	2,734	301	308	49.43	50.57
9	4	2017	2	13	602	22.02	9	2,734	381	221	63.29	36.71
5	29	2017	2	13	597	21.84	10	2,734	481	116	80.57	19.43
7	30	2017	1	13	588	21.51	11	2,734	373	215	63.44	36.56
5	29	2017	2	12	575	21.03	12	2,734	468	107	81.39	18.61
8	27	2017	1	16	573	20.96	13	2,734	357	216	62.30	37.70
8	27	2017	1	15	569	20.81	14	2,734	343	226	60.28	39.72
7	30	2017	1	14	564	20.63	15	2,734	325	239	57.62	42.38
8	6	2017	1	14	564	20.63	16	2,734	293	271	51.95	48.05

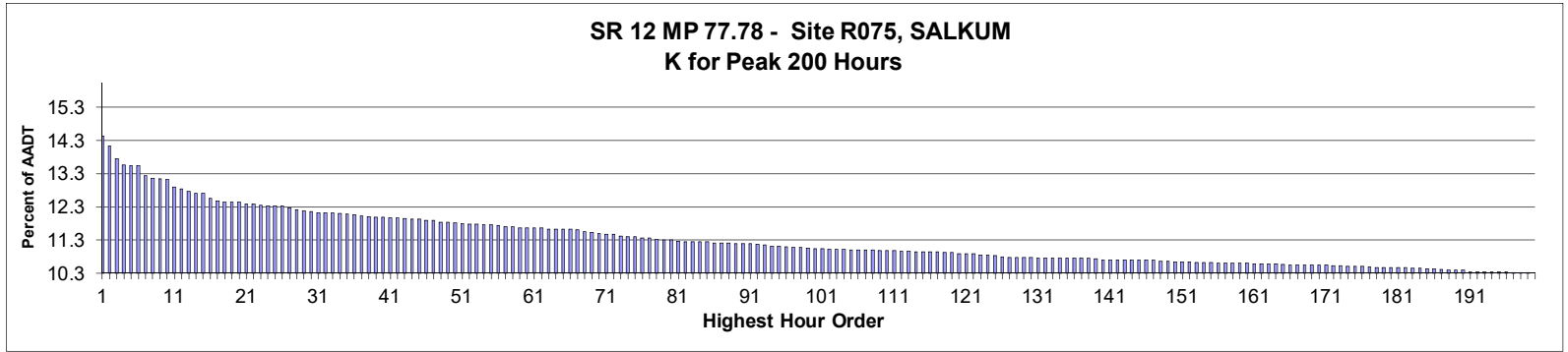




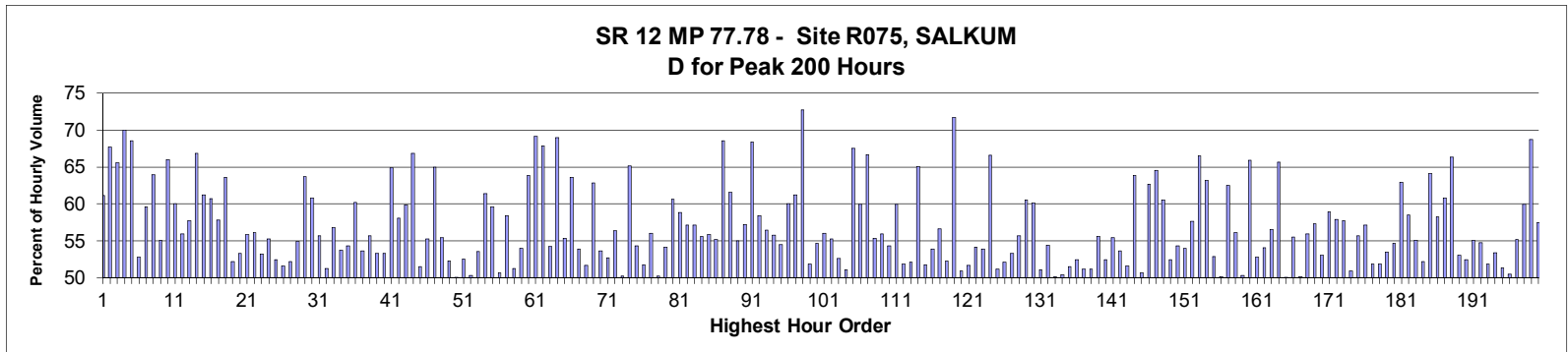




MO	DY	YR	DAY OF WK	HR	HR VOL	PERCENT OF AADT	HOUR NUMBER	AADT	NORTH VOLUME	SOUTH VOLUME	PERCENT	PERCENT
											NORTH IS OF TOTAL VOLUME	SOUTH IS OF TOTAL VOLUME
8	23	2017	4	16	418	15.29	170	2,734	208	210	49.76	50.24
9	1	2017	6	14	417	15.25	171	2,734	184	233	44.12	55.88
8	4	2017	6	18	416	15.22	172	2,734	159	257	38.22	61.78
7	28	2017	6	17	415	15.18	173	2,734	161	254	38.80	61.20
7	29	2017	7	14	414	15.14	174	2,734	166	248	40.10	59.90
8	19	2017	7	11	414	15.14	175	2,734	143	271	34.54	65.46
8	19	2017	7	17	414	15.14	176	2,734	149	265	35.99	64.01
9	4	2017	2	17	414	15.14	177	2,734	291	123	70.29	29.71
9	10	2017	1	17	414	15.14	178	2,734	275	139	66.43	33.57
9	11	2017	2	14	413	15.11	179	2,734	165	248	39.95	60.05
7	15	2017	7	15	412	15.07	180	2,734	179	233	43.45	56.55
8	7	2017	2	13	412	15.07	181	2,734	195	217	47.33	52.67
8	17	2017	5	15	411	15.03	182	2,734	185	226	45.01	54.99
8	26	2017	7	17	411	15.03	183	2,734	233	178	56.69	43.31
9	3	2017	1	14	409	14.96	184	2,734	201	208	49.14	50.86
6	25	2017	1	16	408	14.92	185	2,734	243	165	59.56	40.44
9	7	2017	5	15	408	14.92	186	2,734	138	270	33.82	66.18
8	2	2017	4	13	407	14.89	187	2,734	180	227	44.23	55.77
8	3	2017	5	13	407	14.89	188	2,734	169	238	41.52	58.48
9	15	2017	6	16	407	14.89	189	2,734	172	235	42.26	57.74
7	29	2017	7	13	406	14.85	190	2,734	151	255	37.19	62.81
8	21	2017	2	20	406	14.85	191	2,734	347	59	85.47	14.53
7	3	2017	2	14	405	14.81	192	2,734	182	223	44.94	55.06
7	28	2017	6	16	405	14.81	193	2,734	158	247	39.01	60.99
8	25	2017	6	17	405	14.81	194	2,734	181	224	44.69	55.31
5	28	2017	1	14	404	14.78	195	2,734	188	216	46.53	53.47
6	30	2017	6	16	404	14.78	196	2,734	157	247	38.86	61.14
8	22	2017	3	17	404	14.78	197	2,734	270	134	66.83	33.17
5	26	2017	6	14	403	14.74	198	2,734	129	274	32.01	67.99
7	14	2017	6	15	403	14.74	199	2,734	160	243	39.70	60.30
7	15	2017	7	16	402	14.70	200	2,734	167	235	41.54	58.46



**AADT= 7,395**     
**K 30 FACTOR= 12.13**     
**K 100 FACTOR= 11.01**     
**K 200 FACTOR= 10.26**     
**D 30 FACTOR= 60.76**



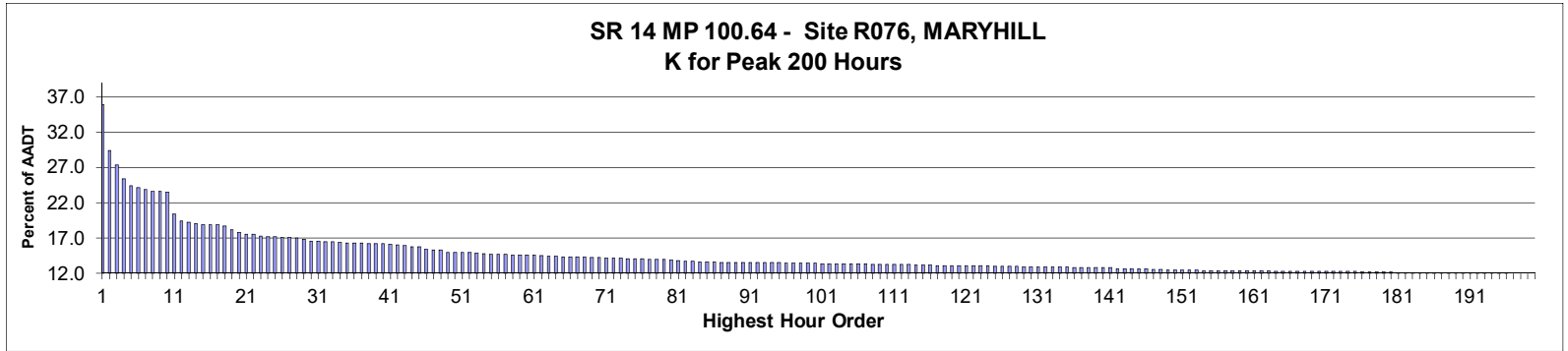
MO	DY	YR	DAY OF WK	HR	HR VOL	PERCENT OF AADT	HOUR NUMBER	AADT	EAST VOLUME	WEST VOLUME	PERCENT EAST IS OF TOTAL VOLUME	PERCENT WEST IS OF TOTAL VOLUME
8	6	2017	1	13	1,065	14.40	1	7,395	414	651	38.87	61.13
9	4	2017	2	12	1,042	14.09	2	7,395	337	705	32.34	67.66
9	4	2017	2	13	1,014	13.71	3	7,395	349	665	34.42	65.58
12	18	2017	2	16	1,000	13.52	4	7,395	300	700	30.00	70.00
5	29	2017	2	13	998	13.50	5	7,395	314	684	31.46	68.54
8	27	2017	1	14	998	13.50	6	7,395	527	471	52.81	47.19
7	23	2017	1	13	976	13.20	7	7,395	394	582	40.37	59.63
9	4	2017	2	14	971	13.13	8	7,395	350	621	36.05	63.95
8	11	2017	6	17	969	13.10	9	7,395	534	435	55.11	44.89
5	29	2017	2	12	968	13.09	10	7,395	329	639	33.99	66.01
8	13	2017	1	13	951	12.86	11	7,395	380	571	39.96	60.04
8	6	2017	1	14	947	12.81	12	7,395	417	530	44.03	55.97
5	26	2017	6	17	941	12.72	13	7,395	543	398	57.70	42.30
8	13	2017	1	12	938	12.68	14	7,395	311	627	33.16	66.84
8	20	2017	1	13	938	12.68	15	7,395	364	574	38.81	61.19
9	1	2017	6	18	926	12.52	16	7,395	562	364	60.69	39.31

MO	DY	YR	DAY OF WK	HR	HR VOL	PERCENT OF AADT	HOUR NUMBER	AADT	EAST VOLUME	WEST VOLUME	PERCENT EAST IS OF TOTAL VOLUME	PERCENT WEST IS OF TOTAL VOLUME
7	30	2017	1	13	920	12.44	17	7,395	388	532	42.17	57.83
5	29	2017	2	14	918	12.41	18	7,395	334	584	36.38	63.62
7	23	2017	1	15	918	12.41	19	7,395	439	479	47.82	52.18
8	11	2017	6	16	917	12.40	20	7,395	489	428	53.33	46.67
7	9	2017	1	13	913	12.35	21	7,395	403	510	44.14	55.86
9	1	2017	6	17	913	12.35	22	7,395	512	401	56.08	43.92
8	13	2017	1	14	911	12.32	23	7,395	426	485	46.76	53.24
8	4	2017	6	16	909	12.29	24	7,395	502	407	55.23	44.77
8	18	2017	6	16	909	12.29	25	7,395	477	432	52.48	47.52
9	15	2017	6	17	909	12.29	26	7,395	469	440	51.60	48.40
8	18	2017	6	17	905	12.24	27	7,395	472	433	52.15	47.85
8	6	2017	1	16	900	12.17	28	7,395	406	494	45.11	54.89
8	5	2017	7	16	898	12.14	29	7,395	326	572	36.30	63.70
8	11	2017	6	18	897	12.13	30	7,395	545	352	60.76	39.24
5	28	2017	1	13	894	12.09	31	7,395	498	396	55.70	44.30
8	5	2017	7	14	894	12.09	32	7,395	436	458	48.77	51.23
9	1	2017	6	15	893	12.08	33	7,395	507	386	56.77	43.23
8	13	2017	1	15	892	12.06	34	7,395	479	413	53.70	46.30
7	23	2017	1	14	891	12.05	35	7,395	407	484	45.68	54.32
5	26	2017	6	18	889	12.02	36	7,395	535	354	60.18	39.82
9	1	2017	6	16	886	11.98	37	7,395	475	411	53.61	46.39
5	26	2017	6	16	885	11.97	38	7,395	493	392	55.71	44.29
6	30	2017	6	16	884	11.95	39	7,395	471	413	53.28	46.72
7	28	2017	6	16	884	11.95	40	7,395	471	413	53.28	46.72
9	2	2017	7	12	883	11.94	41	7,395	573	310	64.89	35.11
8	11	2017	6	15	882	11.93	42	7,395	512	370	58.05	41.95
8	5	2017	7	12	881	11.91	43	7,395	527	354	59.82	40.18
12	20	2017	4	17	880	11.90	44	7,395	292	588	33.18	66.82
8	5	2017	7	13	879	11.89	45	7,395	453	426	51.54	48.46
8	6	2017	1	15	876	11.85	46	7,395	392	484	44.75	55.25
9	4	2017	2	16	876	11.85	47	7,395	307	569	35.05	64.95
7	30	2017	1	14	872	11.79	48	7,395	389	483	44.61	55.39
7	30	2017	1	16	872	11.79	49	7,395	456	416	52.29	47.71
8	13	2017	1	16	871	11.78	50	7,395	436	435	50.06	49.94
6	25	2017	1	14	870	11.76	51	7,395	457	413	52.53	47.47
6	25	2017	1	13	869	11.75	52	7,395	432	437	49.71	50.29
7	1	2017	7	13	869	11.75	53	7,395	465	404	53.51	46.49
7	30	2017	1	12	867	11.72	54	7,395	335	532	38.64	61.36
8	12	2017	7	11	867	11.72	55	7,395	517	350	59.63	40.37
7	21	2017	6	15	865	11.70	56	7,395	438	427	50.64	49.36
5	29	2017	2	15	863	11.67	57	7,395	359	504	41.60	58.40
7	14	2017	6	17	862	11.66	58	7,395	442	420	51.28	48.72
7	7	2017	6	17	860	11.63	59	7,395	464	396	53.95	46.05
9	4	2017	2	15	860	11.63	60	7,395	311	549	36.16	63.84
12	19	2017	3	17	859	11.62	61	7,395	265	594	30.85	69.15
12	20	2017	4	16	859	11.62	62	7,395	276	583	32.13	67.87
5	26	2017	6	15	858	11.60	63	7,395	465	393	54.20	45.80
5	27	2017	7	11	857	11.59	64	7,395	591	266	68.96	31.04
6	30	2017	6	17	857	11.59	65	7,395	474	383	55.31	44.69
9	2	2017	7	13	857	11.59	66	7,395	545	312	63.59	36.41
8	18	2017	6	18	856	11.58	67	7,395	461	395	53.86	46.14

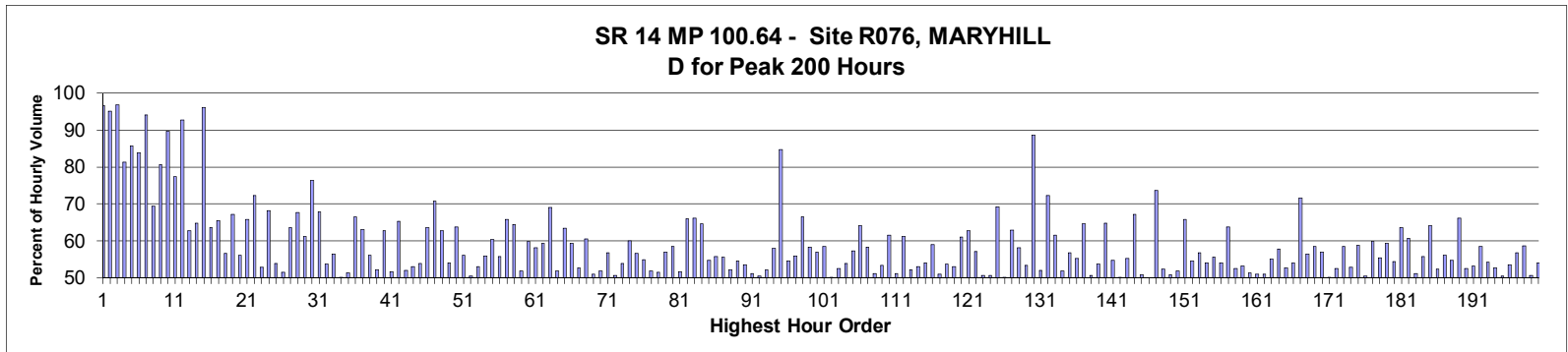
MO	DY	YR	DAY OF WK	HR	HR VOL	PERCENT OF AADT	HOUR NUMBER	AADT	EAST VOLUME	WEST VOLUME	PERCENT EAST IS OF TOTAL VOLUME	PERCENT WEST IS OF TOTAL VOLUME
7	30	2017	1	15	851	11.51	68	7,395	440	411	51.70	48.30
5	27	2017	7	13	850	11.49	69	7,395	534	316	62.82	37.18
6	30	2017	6	15	847	11.45	70	7,395	454	393	53.60	46.40
5	28	2017	1	14	846	11.44	71	7,395	446	400	52.72	47.28
6	30	2017	6	18	846	11.44	72	7,395	477	369	56.38	43.62
8	12	2017	7	14	842	11.39	73	7,395	419	423	49.76	50.24
9	1	2017	6	19	841	11.37	74	7,395	548	293	65.16	34.84
7	9	2017	1	14	840	11.36	75	7,395	384	456	45.71	54.29
7	23	2017	1	16	837	11.32	76	7,395	404	433	48.27	51.73
9	1	2017	6	14	837	11.32	77	7,395	469	368	56.03	43.97
9	8	2017	6	17	834	11.28	78	7,395	419	415	50.24	49.76
6	23	2017	6	17	833	11.26	79	7,395	451	382	54.14	45.86
8	12	2017	7	18	833	11.26	80	7,395	328	505	39.38	60.62
5	27	2017	7	16	831	11.24	81	7,395	342	489	41.16	58.84
5	26	2017	6	14	830	11.22	82	7,395	474	356	57.11	42.89
7	23	2017	1	12	830	11.22	83	7,395	356	474	42.89	57.11
8	4	2017	6	15	829	11.21	84	7,395	461	368	55.61	44.39
8	11	2017	6	14	829	11.21	85	7,395	463	366	55.85	44.15
6	23	2017	6	16	827	11.18	86	7,395	456	371	55.14	44.86
8	13	2017	1	11	827	11.18	87	7,395	260	567	31.44	68.56
8	22	2017	3	16	827	11.18	88	7,395	509	318	61.55	38.45
7	7	2017	6	16	825	11.16	89	7,395	454	371	55.03	44.97
8	18	2017	6	15	825	11.16	90	7,395	472	353	57.21	42.79
12	18	2017	2	15	825	11.16	91	7,395	261	564	31.64	68.36
7	28	2017	6	17	824	11.14	92	7,395	481	343	58.37	41.63
5	28	2017	1	16	822	11.12	93	7,395	358	464	43.55	56.45
7	3	2017	2	13	819	11.08	94	7,395	362	457	44.20	55.80
7	28	2017	6	18	819	11.08	95	7,395	446	373	54.46	45.54
8	27	2017	1	13	818	11.06	96	7,395	491	327	60.02	39.98
6	23	2017	6	18	817	11.05	97	7,395	500	317	61.20	38.80
12	19	2017	3	15	817	11.05	98	7,395	223	594	27.29	72.71
5	27	2017	7	15	816	11.03	99	7,395	423	393	51.84	48.16
7	16	2017	1	13	814	11.01	100	7,395	369	445	45.33	54.67
8	19	2017	7	13	814	11.01	101	7,395	456	358	56.02	43.98
6	30	2017	6	14	813	10.99	102	7,395	449	364	55.23	44.77
7	2	2017	1	14	812	10.98	103	7,395	427	385	52.59	47.41
9	2	2017	7	15	812	10.98	104	7,395	397	415	48.89	51.11
8	5	2017	7	11	811	10.97	105	7,395	548	263	67.57	32.43
8	20	2017	1	14	811	10.97	106	7,395	325	486	40.07	59.93
9	2	2017	7	11	811	10.97	107	7,395	541	270	66.71	33.29
9	15	2017	6	18	811	10.97	108	7,395	449	362	55.36	44.64
8	12	2017	7	13	810	10.95	109	7,395	453	357	55.93	44.07
9	15	2017	6	15	810	10.95	110	7,395	440	370	54.32	45.68
9	2	2017	7	14	809	10.94	111	7,395	485	324	59.95	40.05
8	19	2017	7	12	808	10.93	112	7,395	419	389	51.86	48.14
9	3	2017	1	13	808	10.93	113	7,395	421	387	52.10	47.90
7	14	2017	6	15	807	10.91	114	7,395	525	282	65.06	34.94
7	21	2017	6	16	807	10.91	115	7,395	418	389	51.80	48.20
7	21	2017	6	17	806	10.90	116	7,395	434	372	53.85	46.15
8	25	2017	6	18	806	10.90	117	7,395	456	350	56.58	43.42
9	15	2017	6	16	805	10.89	118	7,395	421	384	52.30	47.70

MO	DY	YR	DAY OF WK	HR	VOL	PERCENT OF AADT	HOUR NUMBER	AADT	EAST VOLUME	WEST VOLUME	PERCENT EAST IS OF TOTAL VOLUME	PERCENT WEST IS OF TOTAL VOLUME
12	18	2017	2	14	805	10.89	119	7,395	228	577	28.32	71.68
6	25	2017	1	15	803	10.86	120	7,395	394	409	49.07	50.93
9	8	2017	6	16	803	10.86	121	7,395	415	388	51.68	48.32
8	18	2017	6	14	802	10.85	122	7,395	434	368	54.11	45.89
8	17	2017	5	16	800	10.82	123	7,395	431	369	53.88	46.13
9	4	2017	2	11	800	10.82	124	7,395	267	533	33.38	66.63
5	28	2017	1	15	799	10.80	125	7,395	390	409	48.81	51.19
7	9	2017	1	15	796	10.76	126	7,395	381	415	47.86	52.14
6	9	2017	6	17	794	10.74	127	7,395	423	371	53.27	46.73
6	25	2017	1	16	794	10.74	128	7,395	352	442	44.33	55.67
7	14	2017	6	16	794	10.74	129	7,395	481	313	60.58	39.42
7	14	2017	6	18	794	10.74	130	7,395	477	317	60.08	39.92
8	27	2017	1	15	793	10.72	131	7,395	388	405	48.93	51.07
6	16	2017	6	17	792	10.71	132	7,395	431	361	54.42	45.58
7	2	2017	1	13	792	10.71	133	7,395	395	397	49.87	50.13
7	9	2017	1	16	792	10.71	134	7,395	393	399	49.62	50.38
8	10	2017	5	17	792	10.71	135	7,395	408	384	51.52	48.48
8	27	2017	1	12	792	10.71	136	7,395	377	415	47.60	52.40
9	5	2017	3	13	792	10.71	137	7,395	387	405	48.86	51.14
9	22	2017	6	16	792	10.71	138	7,395	405	387	51.14	48.86
8	4	2017	6	17	791	10.70	139	7,395	440	351	55.63	44.37
6	23	2017	6	14	789	10.67	140	7,395	414	375	52.47	47.53
7	21	2017	6	18	789	10.67	141	7,395	437	352	55.39	44.61
8	11	2017	6	13	789	10.67	142	7,395	423	366	53.61	46.39
8	12	2017	7	16	789	10.67	143	7,395	407	382	51.58	48.42
7	16	2017	1	12	788	10.66	144	7,395	285	503	36.17	63.83
7	30	2017	1	17	788	10.66	145	7,395	399	389	50.63	49.37
8	12	2017	7	12	788	10.66	146	7,395	494	294	62.69	37.31
8	20	2017	1	12	788	10.66	147	7,395	279	509	35.41	64.59
5	27	2017	7	14	786	10.63	148	7,395	476	310	60.56	39.44
6	25	2017	1	12	785	10.62	149	7,395	373	412	47.52	52.48
5	27	2017	7	17	784	10.60	150	7,395	358	426	45.66	54.34
7	28	2017	6	15	784	10.60	151	7,395	423	361	53.95	46.05
7	29	2017	7	13	784	10.60	152	7,395	452	332	57.65	42.35
5	27	2017	7	12	783	10.59	153	7,395	521	262	66.54	33.46
5	29	2017	2	16	783	10.59	154	7,395	288	495	36.78	63.22
7	1	2017	7	14	783	10.59	155	7,395	414	369	52.87	47.13
9	3	2017	1	15	782	10.57	156	7,395	392	390	50.13	49.87
5	29	2017	2	17	781	10.56	157	7,395	293	488	37.52	62.48
6	16	2017	6	16	781	10.56	158	7,395	438	343	56.08	43.92
7	16	2017	1	16	781	10.56	159	7,395	388	393	49.68	50.32
12	20	2017	4	15	781	10.56	160	7,395	266	515	34.06	65.94
7	16	2017	1	14	780	10.55	161	7,395	368	412	47.18	52.82
7	28	2017	6	13	780	10.55	162	7,395	422	358	54.10	45.90
8	4	2017	6	13	780	10.55	163	7,395	441	339	56.54	43.46
12	18	2017	2	17	780	10.55	164	7,395	268	512	34.36	65.64
8	17	2017	5	18	779	10.53	165	7,395	390	389	50.06	49.94
7	1	2017	7	16	778	10.52	166	7,395	432	346	55.53	44.47
7	22	2017	7	15	778	10.52	167	7,395	388	390	49.87	50.13
7	28	2017	6	14	778	10.52	168	7,395	435	343	55.91	44.09
9	1	2017	6	13	778	10.52	169	7,395	446	332	57.33	42.67

MO	DY	YR	DAY OF WK	HR	HR VOL	PERCENT OF AADT	HOUR NUMBER	AADT	EAST VOLUME	WEST VOLUME	PERCENT EAST IS OF TOTAL VOLUME	PERCENT WEST IS OF TOTAL VOLUME
9	5	2017	3	17	778	10.52	170	7,395	365	413	46.92	53.08
8	22	2017	3	15	777	10.51	171	7,395	458	319	58.94	41.06
8	6	2017	1	17	776	10.49	172	7,395	327	449	42.14	57.86
8	20	2017	1	16	776	10.49	173	7,395	328	448	42.27	57.73
7	3	2017	2	15	774	10.47	174	7,395	394	380	50.90	49.10
7	29	2017	7	12	774	10.47	175	7,395	431	343	55.68	44.32
9	8	2017	6	18	774	10.47	176	7,395	442	332	57.11	42.89
7	14	2017	6	19	773	10.45	177	7,395	372	401	48.12	51.88
8	5	2017	7	15	772	10.44	178	7,395	372	400	48.19	51.81
8	25	2017	6	15	772	10.44	179	7,395	413	359	53.50	46.50
9	1	2017	6	12	772	10.44	180	7,395	422	350	54.66	45.34
5	26	2017	6	19	771	10.43	181	7,395	485	286	62.91	37.09
8	4	2017	6	14	771	10.43	182	7,395	451	320	58.50	41.50
6	18	2017	1	13	770	10.41	183	7,395	346	424	44.94	55.06
9	3	2017	1	14	770	10.41	184	7,395	402	368	52.21	47.79
6	25	2017	1	18	769	10.40	185	7,395	276	493	35.89	64.11
6	25	2017	1	17	768	10.39	186	7,395	321	447	41.80	58.20
8	22	2017	3	17	767	10.37	187	7,395	466	301	60.76	39.24
5	29	2017	2	11	766	10.36	188	7,395	258	508	33.68	66.32
7	3	2017	2	14	766	10.36	189	7,395	360	406	47.00	53.00
8	18	2017	6	13	766	10.36	190	7,395	364	402	47.52	52.48
5	19	2017	6	17	762	10.30	191	7,395	420	342	55.12	44.88
7	5	2017	4	16	762	10.30	192	7,395	417	345	54.72	45.28
7	14	2017	6	14	762	10.30	193	7,395	395	367	51.84	48.16
7	16	2017	1	17	762	10.30	194	7,395	355	407	46.59	53.41
8	10	2017	5	16	762	10.30	195	7,395	391	371	51.31	48.69
8	12	2017	7	15	762	10.30	196	7,395	385	377	50.52	49.48
6	30	2017	6	12	761	10.29	197	7,395	341	420	44.81	55.19
8	4	2017	6	18	761	10.29	198	7,395	456	305	59.92	40.08
12	19	2017	3	16	761	10.29	199	7,395	238	523	31.27	68.73
7	7	2017	6	15	759	10.26	200	7,395	436	323	57.44	42.56



**AADT= 2,175      K 30 FACTOR= 16.60      K 100 FACTOR= 13.43      K 200 FACTOR= 12.00      D 30 FACTOR= 76.45**



MO	DY	YR	DAY OF WK	HR	HR VOL	PERCENT OF AADT	HOUR NUMBER	AADT	EAST VOLUME	WEST VOLUME	PERCENT EAST IS OF TOTAL VOLUME	PERCENT WEST IS OF TOTAL VOLUME
8	26	2017	7	23	780	35.86	1	2,175	754	26	96.67	3.33
6	25	2017	1	23	639	29.38	2	2,175	608	31	95.15	4.85
8	12	2017	7	23	595	27.36	3	2,175	576	19	96.81	3.19
8	26	2017	7	17	552	25.38	4	2,175	103	449	18.66	81.34
8	26	2017	7	18	531	24.41	5	2,175	76	455	14.31	85.69
6	25	2017	1	18	526	24.18	6	2,175	85	441	16.16	83.84
9	17	2017	1	23	520	23.91	7	2,175	489	31	94.04	5.96
6	25	2017	1	16	513	23.59	8	2,175	157	356	30.60	69.40
6	25	2017	1	17	513	23.59	9	2,175	99	414	19.30	80.70
6	25	2017	1	22	511	23.49	10	2,175	458	53	89.63	10.37
6	25	2017	1	19	443	20.37	11	2,175	100	343	22.57	77.43
9	9	2017	7	23	423	19.45	12	2,175	392	31	92.67	7.33
6	25	2017	1	15	419	19.26	13	2,175	156	263	37.23	62.77
8	26	2017	7	16	414	19.03	14	2,175	146	268	35.27	64.73
8	26	2017	7	24	411	18.90	15	2,175	395	16	96.11	3.89
9	17	2017	1	18	411	18.90	16	2,175	150	261	36.50	63.50

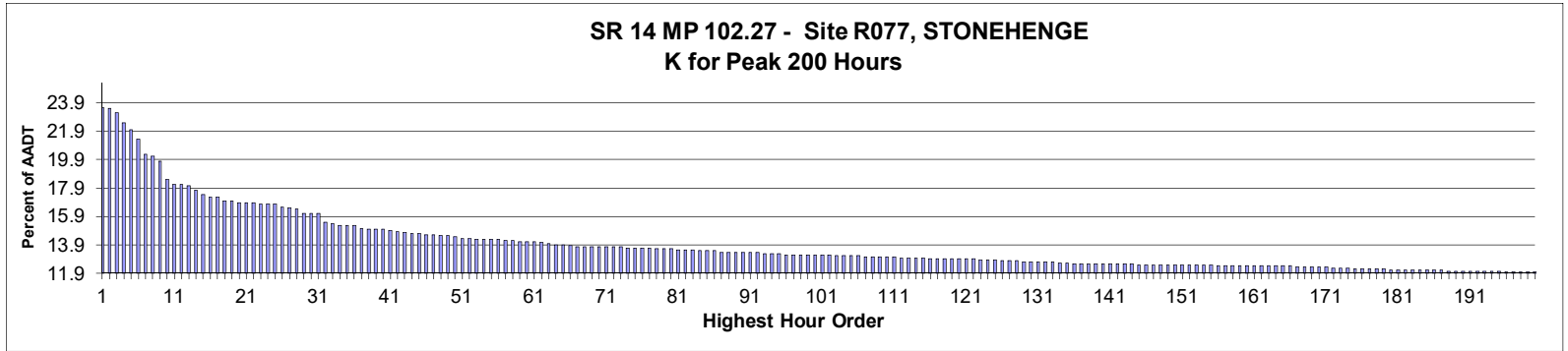
MO	DY	YR	DAY OF WK	HR	HR VOL	PERCENT OF AADT	HOUR NUMBER	AADT	EAST VOLUME	WEST VOLUME	PERCENT EAST IS OF TOTAL VOLUME	PERCENT WEST IS OF TOTAL VOLUME
9	22	2017	6	16	410	18.85	17	2,175	268	142	65.37	34.63
9	17	2017	1	17	406	18.67	18	2,175	176	230	43.35	56.65
9	15	2017	6	16	396	18.21	19	2,175	266	130	67.17	32.83
9	10	2017	1	16	387	17.79	20	2,175	170	217	43.93	56.07
6	25	2017	1	14	382	17.56	21	2,175	131	251	34.29	65.71
9	9	2017	7	17	382	17.56	22	2,175	106	276	27.75	72.25
9	17	2017	1	16	375	17.24	23	2,175	177	198	47.20	52.80
9	9	2017	7	18	374	17.20	24	2,175	119	255	31.82	68.18
9	10	2017	1	17	373	17.15	25	2,175	172	201	46.11	53.89
9	8	2017	6	16	371	17.06	26	2,175	180	191	48.52	51.48
9	15	2017	6	15	371	17.06	27	2,175	236	135	63.61	36.39
5	29	2017	2	13	369	16.97	28	2,175	119	250	32.25	67.75
9	17	2017	1	14	366	16.83	29	2,175	224	142	61.20	38.80
8	12	2017	7	18	361	16.60	30	2,175	85	276	23.55	76.45
8	12	2017	7	17	360	16.55	31	2,175	116	244	32.22	67.78
9	8	2017	6	13	359	16.51	32	2,175	166	193	46.24	53.76
9	17	2017	1	19	358	16.46	33	2,175	156	202	43.58	56.42
9	10	2017	1	14	357	16.41	34	2,175	179	178	50.14	49.86
9	9	2017	7	15	355	16.32	35	2,175	173	182	48.73	51.27
9	15	2017	6	17	355	16.32	36	2,175	236	119	66.48	33.52
6	25	2017	1	13	354	16.28	37	2,175	131	223	37.01	62.99
9	15	2017	6	14	353	16.23	38	2,175	198	155	56.09	43.91
10	7	2017	7	13	353	16.23	39	2,175	184	169	52.12	47.88
7	23	2017	1	14	352	16.18	40	2,175	131	221	37.22	62.78
9	14	2017	5	15	350	16.09	41	2,175	181	169	51.71	48.29
5	29	2017	2	14	348	16.00	42	2,175	121	227	34.77	65.23
9	10	2017	1	15	346	15.91	43	2,175	166	180	47.98	52.02
9	10	2017	1	13	343	15.77	44	2,175	161	182	46.94	53.06
9	17	2017	1	15	342	15.72	45	2,175	184	158	53.80	46.20
9	9	2017	7	16	335	15.40	46	2,175	122	213	36.42	63.58
5	29	2017	2	12	334	15.36	47	2,175	98	236	29.34	70.66
9	15	2017	6	13	333	15.31	48	2,175	209	124	62.76	37.24
9	9	2017	7	14	326	14.99	49	2,175	150	176	46.01	53.99
8	20	2017	1	13	325	14.94	50	2,175	118	207	36.31	63.69
8	20	2017	1	15	325	14.94	51	2,175	143	182	44.00	56.00
9	8	2017	6	17	325	14.94	52	2,175	164	161	50.46	49.54
8	25	2017	6	15	324	14.90	53	2,175	172	152	53.09	46.91
9	8	2017	6	14	322	14.80	54	2,175	142	180	44.10	55.90
9	16	2017	7	14	320	14.71	55	2,175	193	127	60.31	39.69
9	22	2017	6	13	319	14.67	56	2,175	178	141	55.80	44.20
9	22	2017	6	17	319	14.67	57	2,175	210	109	65.83	34.17
7	23	2017	1	12	318	14.62	58	2,175	113	205	35.53	64.47
9	14	2017	5	13	318	14.62	59	2,175	153	165	48.11	51.89
9	16	2017	7	12	318	14.62	60	2,175	190	128	59.75	40.25
9	22	2017	6	14	318	14.62	61	2,175	185	133	58.18	41.82
8	20	2017	1	14	315	14.48	62	2,175	128	187	40.63	59.37
10	7	2017	7	16	314	14.44	63	2,175	217	97	69.11	30.89
9	10	2017	1	18	313	14.39	64	2,175	162	151	51.76	48.24
7	23	2017	1	13	312	14.34	65	2,175	114	198	36.54	63.46
9	22	2017	6	15	312	14.34	66	2,175	185	127	59.29	40.71
9	16	2017	7	11	311	14.30	67	2,175	147	164	47.27	52.73



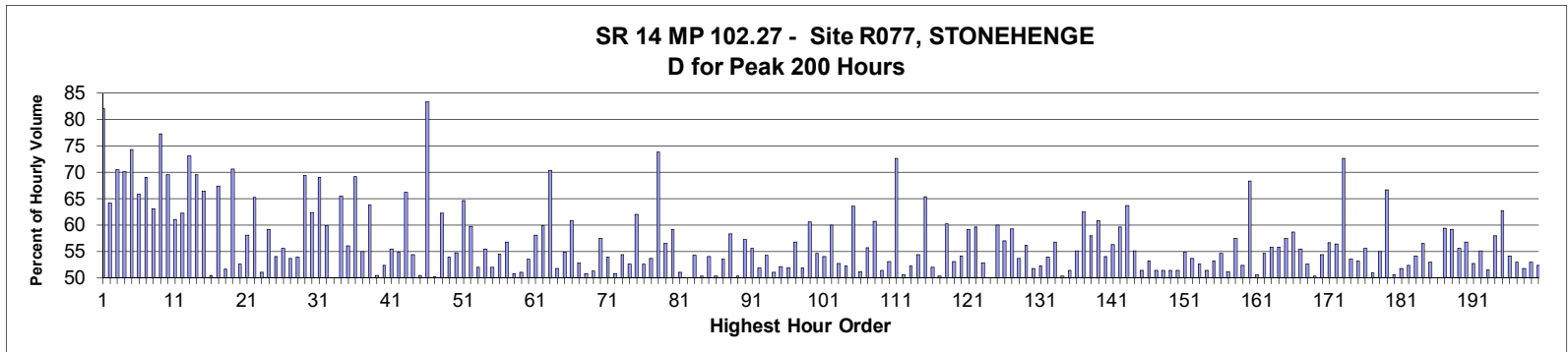
MO	DY	YR	DAY OF WK	HR	HR VOL	PERCENT OF AADT	HOUR NUMBER	AADT	EAST VOLUME	WEST VOLUME	PERCENT EAST IS OF TOTAL VOLUME	PERCENT WEST IS OF TOTAL VOLUME
9	16	2017	7	13	311	14.30	68	2,175	188	123	60.45	39.55
8	18	2017	6	17	310	14.25	69	2,175	158	152	50.97	49.03
8	26	2017	7	14	309	14.21	70	2,175	149	160	48.22	51.78
9	14	2017	5	14	308	14.16	71	2,175	133	175	43.18	56.82
9	14	2017	5	17	308	14.16	72	2,175	152	156	49.35	50.65
10	7	2017	7	14	308	14.16	73	2,175	142	166	46.10	53.90
9	15	2017	6	12	307	14.11	74	2,175	184	123	59.93	40.07
1	19	2017	5	12	306	14.07	75	2,175	133	173	43.46	56.54
8	27	2017	1	13	306	14.07	76	2,175	138	168	45.10	54.90
9	5	2017	3	13	305	14.02	77	2,175	147	158	48.20	51.80
9	14	2017	5	16	305	14.02	78	2,175	157	148	51.48	48.52
5	29	2017	2	15	304	13.98	79	2,175	131	173	43.09	56.91
9	8	2017	6	15	303	13.93	80	2,175	126	177	41.58	58.42
8	21	2017	2	14	300	13.79	81	2,175	155	145	51.67	48.33
9	15	2017	6	18	299	13.75	82	2,175	197	102	65.89	34.11
8	21	2017	2	16	298	13.70	83	2,175	197	101	66.11	33.89
6	18	2017	1	14	297	13.66	84	2,175	105	192	35.35	64.65
8	20	2017	1	16	296	13.61	85	2,175	134	162	45.27	54.73
9	5	2017	3	16	296	13.61	86	2,175	131	165	44.26	55.74
1	19	2017	5	15	295	13.56	87	2,175	164	131	55.59	44.41
8	18	2017	6	14	295	13.56	88	2,175	154	141	52.20	47.80
8	20	2017	1	17	295	13.56	89	2,175	134	161	45.42	54.58
8	27	2017	1	14	295	13.56	90	2,175	137	158	46.44	53.56
9	5	2017	3	15	295	13.56	91	2,175	151	144	51.19	48.81
9	9	2017	7	12	295	13.56	92	2,175	149	146	50.51	49.49
9	11	2017	2	14	295	13.56	93	2,175	154	141	52.20	47.80
9	22	2017	6	12	295	13.56	94	2,175	171	124	57.97	42.03
9	9	2017	7	22	294	13.52	95	2,175	249	45	84.69	15.31
7	23	2017	1	15	293	13.47	96	2,175	133	160	45.39	54.61
8	26	2017	7	15	293	13.47	97	2,175	129	164	44.03	55.97
6	25	2017	1	12	292	13.43	98	2,175	98	194	33.56	66.44
7	30	2017	1	15	292	13.43	99	2,175	170	122	58.22	41.78
9	11	2017	2	12	292	13.43	100	2,175	126	166	43.15	56.85
1	19	2017	5	13	291	13.38	101	2,175	121	170	41.58	58.42
5	29	2017	2	17	291	13.38	102	2,175	145	146	49.83	50.17
5	29	2017	2	16	290	13.33	103	2,175	138	152	47.59	52.41
9	5	2017	3	14	290	13.33	104	2,175	134	156	46.21	53.79
9	9	2017	7	13	290	13.33	105	2,175	124	166	42.76	57.24
9	16	2017	7	16	290	13.33	106	2,175	186	104	64.14	35.86
9	17	2017	1	13	290	13.33	107	2,175	169	121	58.28	41.72
8	18	2017	6	15	289	13.29	108	2,175	148	141	51.21	48.79
9	8	2017	6	18	289	13.29	109	2,175	135	154	46.71	53.29
9	10	2017	1	12	289	13.29	110	2,175	111	178	38.41	61.59
9	11	2017	2	16	289	13.29	111	2,175	148	141	51.21	48.79
9	16	2017	7	15	288	13.24	112	2,175	176	112	61.11	38.89
9	17	2017	1	12	288	13.24	113	2,175	138	150	47.92	52.08
8	22	2017	3	16	287	13.20	114	2,175	152	135	52.96	47.04
9	1	2017	6	15	287	13.20	115	2,175	155	132	54.01	45.99
9	19	2017	3	13	287	13.20	116	2,175	169	118	58.89	41.11
7	21	2017	6	15	285	13.10	117	2,175	140	145	49.12	50.88
8	22	2017	3	13	285	13.10	118	2,175	132	153	46.32	53.68

MO	DY	YR	DAY OF WK	HR	HR VOL	PERCENT OF AADT	HOUR NUMBER	AADT	EAST VOLUME	WEST VOLUME	PERCENT EAST IS OF TOTAL VOLUME	PERCENT WEST IS OF TOTAL VOLUME
9	4	2017	2	14	285	13.10	119	2,175	134	151	47.02	52.98
9	23	2017	7	15	285	13.10	120	2,175	174	111	61.05	38.95
8	21	2017	2	15	284	13.06	121	2,175	178	106	62.68	37.32
9	7	2017	5	13	284	13.06	122	2,175	122	162	42.96	57.04
9	11	2017	2	13	284	13.06	123	2,175	140	144	49.30	50.70
9	12	2017	3	14	284	13.06	124	2,175	144	140	50.70	49.30
5	13	2017	7	14	283	13.01	125	2,175	196	87	69.26	30.74
7	28	2017	6	15	283	13.01	126	2,175	142	141	50.18	49.82
10	7	2017	7	12	283	13.01	127	2,175	105	178	37.10	62.90
8	21	2017	2	13	282	12.97	128	2,175	164	118	58.16	41.84
7	21	2017	6	13	281	12.92	129	2,175	131	150	46.62	53.38
8	12	2017	7	22	281	12.92	130	2,175	249	32	88.61	11.39
8	20	2017	1	18	281	12.92	131	2,175	146	135	51.96	48.04
8	21	2017	2	17	281	12.92	132	2,175	203	78	72.24	27.76
9	8	2017	6	12	281	12.92	133	2,175	108	173	38.43	61.57
9	4	2017	2	15	280	12.87	134	2,175	135	145	48.21	51.79
9	21	2017	5	13	280	12.87	135	2,175	159	121	56.79	43.21
5	19	2017	6	16	279	12.83	136	2,175	125	154	44.80	55.20
8	6	2017	1	14	279	12.83	137	2,175	99	180	35.48	64.52
8	12	2017	7	15	279	12.83	138	2,175	138	141	49.46	50.54
8	19	2017	7	16	279	12.83	139	2,175	129	150	46.24	53.76
9	21	2017	5	16	278	12.78	140	2,175	180	98	64.75	35.25
9	29	2017	6	16	278	12.78	141	2,175	152	126	54.68	45.32
7	2	2017	1	15	275	12.64	142	2,175	138	137	50.18	49.82
9	18	2017	2	14	275	12.64	143	2,175	152	123	55.27	44.73
7	2	2017	1	13	274	12.60	144	2,175	90	184	32.85	67.15
8	19	2017	7	13	274	12.60	145	2,175	139	135	50.73	49.27
9	7	2017	5	15	274	12.60	146	2,175	137	137	50.00	50.00
5	29	2017	2	11	273	12.55	147	2,175	72	201	26.37	73.63
7	21	2017	6	14	273	12.55	148	2,175	143	130	52.38	47.62
7	14	2017	6	15	272	12.51	149	2,175	134	138	49.26	50.74
9	1	2017	6	16	272	12.51	150	2,175	141	131	51.84	48.16
9	16	2017	7	17	272	12.51	151	2,175	179	93	65.81	34.19
7	21	2017	6	16	271	12.46	152	2,175	148	123	54.61	45.39
7	21	2017	6	17	271	12.46	153	2,175	154	117	56.83	43.17
7	9	2017	1	14	270	12.41	154	2,175	124	146	45.93	54.07
8	25	2017	6	16	270	12.41	155	2,175	150	120	55.56	44.44
9	13	2017	4	16	270	12.41	156	2,175	146	124	54.07	45.93
9	23	2017	7	14	270	12.41	157	2,175	172	98	63.70	36.30
6	30	2017	6	15	269	12.37	158	2,175	128	141	47.58	52.42
8	6	2017	1	15	269	12.37	159	2,175	126	143	46.84	53.16
8	18	2017	6	16	269	12.37	160	2,175	131	138	48.70	51.30
9	7	2017	5	17	269	12.37	161	2,175	132	137	49.07	50.93
9	28	2017	5	16	269	12.37	162	2,175	137	132	50.93	49.07
10	15	2017	1	16	269	12.37	163	2,175	148	121	55.02	44.98
1	19	2017	5	16	268	12.32	164	2,175	155	113	57.84	42.16
5	28	2017	1	15	268	12.32	165	2,175	127	141	47.39	52.61
6	18	2017	1	15	268	12.32	166	2,175	123	145	45.90	54.10
8	21	2017	2	18	268	12.32	167	2,175	192	76	71.64	28.36
9	12	2017	3	17	268	12.32	168	2,175	151	117	56.34	43.66
8	13	2017	1	12	267	12.28	169	2,175	111	156	41.57	58.43

MO	DY	YR	DAY OF WK	HR	HR VOL	PERCENT OF AADT	HOUR NUMBER	AADT	EAST VOLUME	WEST VOLUME	PERCENT EAST IS OF TOTAL VOLUME	PERCENT WEST IS OF TOTAL VOLUME
8	13	2017	1	16	267	12.28	170	2,175	152	115	56.93	43.07
8	19	2017	7	17	267	12.28	171	2,175	134	133	50.19	49.81
8	24	2017	5	14	267	12.28	172	2,175	140	127	52.43	47.57
8	25	2017	6	14	267	12.28	173	2,175	111	156	41.57	58.43
8	27	2017	1	15	267	12.28	174	2,175	126	141	47.19	52.81
9	4	2017	2	13	267	12.28	175	2,175	110	157	41.20	58.80
9	6	2017	4	16	266	12.23	176	2,175	134	132	50.38	49.62
9	29	2017	6	17	266	12.23	177	2,175	159	107	59.77	40.23
5	28	2017	1	14	265	12.18	178	2,175	118	147	44.53	55.47
8	20	2017	1	12	265	12.18	179	2,175	108	157	40.75	59.25
9	21	2017	5	17	265	12.18	180	2,175	144	121	54.34	45.66
5	25	2017	5	17	264	12.14	181	2,175	168	96	63.64	36.36
6	18	2017	1	13	264	12.14	182	2,175	104	160	39.39	60.61
8	22	2017	3	15	264	12.14	183	2,175	135	129	51.14	48.86
8	25	2017	6	13	264	12.14	184	2,175	117	147	44.32	55.68
9	9	2017	7	11	264	12.14	185	2,175	95	169	35.98	64.02
9	13	2017	4	17	264	12.14	186	2,175	138	126	52.27	47.73
9	14	2017	5	12	264	12.14	187	2,175	116	148	43.94	56.06
5	28	2017	1	16	263	12.09	188	2,175	144	119	54.75	45.25
8	6	2017	1	13	263	12.09	189	2,175	89	174	33.84	66.16
9	4	2017	2	12	263	12.09	190	2,175	125	138	47.53	52.47
10	13	2017	6	16	263	12.09	191	2,175	140	123	53.23	46.77
6	2	2017	6	15	262	12.05	192	2,175	153	109	58.40	41.60
6	23	2017	6	16	262	12.05	193	2,175	142	120	54.20	45.80
6	30	2017	6	14	262	12.05	194	2,175	124	138	47.33	52.67
8	13	2017	1	15	262	12.05	195	2,175	132	130	50.38	49.62
9	7	2017	5	16	262	12.05	196	2,175	122	140	46.56	53.44
1	19	2017	5	14	261	12.00	197	2,175	148	113	56.70	43.30
6	16	2017	6	16	261	12.00	198	2,175	153	108	58.62	41.38
8	12	2017	7	16	261	12.00	199	2,175	132	129	50.57	49.43
9	12	2017	3	16	261	12.00	200	2,175	141	120	54.02	45.98



**AADT= 1,401      K 30 FACTOR= 16.13      K 100 FACTOR= 13.20      K 200 FACTOR= 11.99      D 30 FACTOR= 62.39**



MO	DY	YR	DAY OF WK	HR	HR VOL	PERCENT OF AADT	HOUR NUMBER	AADT	EAST VOLUME	WEST VOLUME	PERCENT EAST IS OF TOTAL VOLUME	PERCENT WEST IS OF TOTAL VOLUME
8	21	2017	2	17	330	23.55	1	1,401	59	271	17.88	82.12
8	20	2017	1	15	329	23.48	2	1,401	118	211	35.87	64.13
8	20	2017	1	16	325	23.20	3	1,401	96	229	29.54	70.46
8	20	2017	1	17	315	22.48	4	1,401	94	221	29.84	70.16
8	21	2017	2	16	308	21.98	5	1,401	79	229	25.65	74.35
8	20	2017	1	18	299	21.34	6	1,401	102	197	34.11	65.89
8	18	2017	6	17	284	20.27	7	1,401	88	196	30.99	69.01
8	20	2017	1	14	282	20.13	8	1,401	104	178	36.88	63.12
11	9	2017	5	16	277	19.77	9	1,401	214	63	77.26	22.74
8	19	2017	7	17	259	18.49	10	1,401	79	180	30.50	69.50
6	25	2017	1	16	254	18.13	11	1,401	99	155	38.98	61.02
6	25	2017	1	17	254	18.13	12	1,401	96	158	37.80	62.20
8	18	2017	6	18	253	18.06	13	1,401	68	185	26.88	73.12
8	21	2017	2	15	249	17.77	14	1,401	76	173	30.52	69.48
8	21	2017	2	18	244	17.42	15	1,401	82	162	33.61	66.39
7	23	2017	1	15	242	17.27	16	1,401	120	122	49.59	50.41

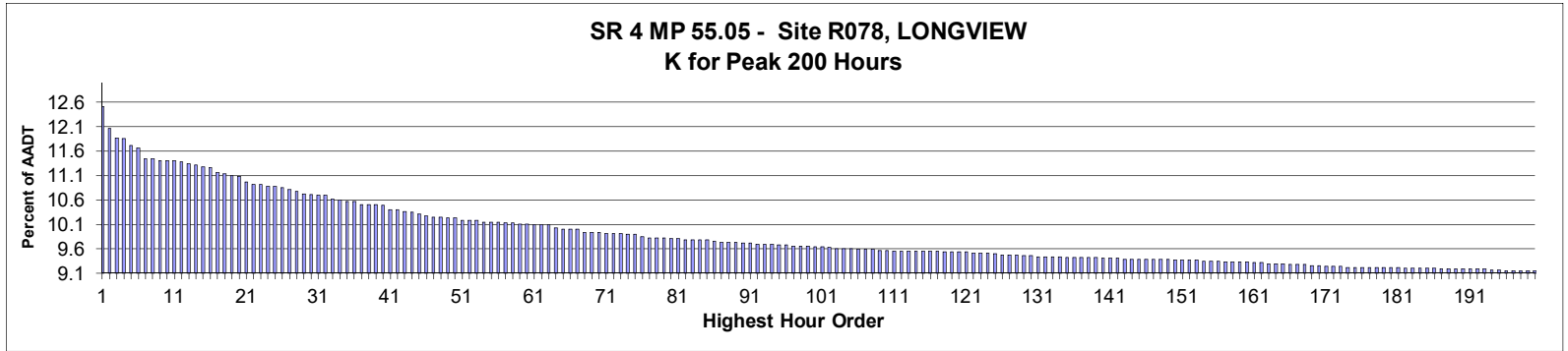
MO	DY	YR	DAY OF WK	HR	HR VOL	PERCENT OF AADT	HOUR NUMBER	AADT	EAST VOLUME	WEST VOLUME	PERCENT EAST IS OF TOTAL VOLUME	PERCENT WEST IS OF TOTAL VOLUME
8	19	2017	7	16	242	17.27	17	1,401	79	163	32.64	67.36
6	25	2017	1	15	238	16.99	18	1,401	115	123	48.32	51.68
8	21	2017	2	19	238	16.99	19	1,401	70	168	29.41	70.59
6	18	2017	1	14	236	16.85	20	1,401	112	124	47.46	52.54
8	19	2017	7	15	236	16.85	21	1,401	99	137	41.95	58.05
9	1	2017	6	17	236	16.85	22	1,401	82	154	34.75	65.25
5	29	2017	2	16	235	16.77	23	1,401	120	115	51.06	48.94
7	22	2017	7	13	235	16.77	24	1,401	139	96	59.15	40.85
7	23	2017	1	12	235	16.77	25	1,401	127	108	54.04	45.96
5	29	2017	2	13	232	16.56	26	1,401	103	129	44.40	55.60
8	20	2017	1	13	231	16.49	27	1,401	107	124	46.32	53.68
7	23	2017	1	13	230	16.42	28	1,401	106	124	46.09	53.91
6	25	2017	1	18	226	16.13	29	1,401	69	157	30.53	69.47
8	18	2017	6	16	226	16.13	30	1,401	85	141	37.61	62.39
8	26	2017	7	17	226	16.13	31	1,401	70	156	30.97	69.03
7	22	2017	7	15	217	15.49	32	1,401	87	130	40.09	59.91
9	4	2017	2	15	216	15.42	33	1,401	108	108	50.00	50.00
6	24	2017	7	18	214	15.27	34	1,401	74	140	34.58	65.42
8	22	2017	3	16	214	15.27	35	1,401	120	94	56.07	43.93
11	9	2017	5	15	214	15.27	36	1,401	148	66	69.16	30.84
9	17	2017	1	18	211	15.06	37	1,401	95	116	45.02	54.98
5	29	2017	2	17	210	14.99	38	1,401	76	134	36.19	63.81
8	20	2017	1	12	210	14.99	39	1,401	106	104	50.48	49.52
8	22	2017	3	12	210	14.99	40	1,401	110	100	52.38	47.62
9	4	2017	2	14	209	14.92	41	1,401	116	93	55.50	44.50
6	25	2017	1	14	208	14.85	42	1,401	94	114	45.19	54.81
8	18	2017	6	15	207	14.78	43	1,401	70	137	33.82	66.18
7	23	2017	1	14	206	14.70	44	1,401	94	112	45.63	54.37
8	27	2017	1	13	206	14.70	45	1,401	102	104	49.51	50.49
4	29	2017	7	18	205	14.63	46	1,401	34	171	16.59	83.41
9	4	2017	2	16	205	14.63	47	1,401	103	102	50.24	49.76
8	21	2017	2	14	204	14.56	48	1,401	77	127	37.75	62.25
8	22	2017	3	13	204	14.56	49	1,401	94	110	46.08	53.92
8	13	2017	1	17	203	14.49	50	1,401	111	92	54.68	45.32
4	30	2017	1	18	201	14.35	51	1,401	71	130	35.32	64.68
7	30	2017	1	16	201	14.35	52	1,401	120	81	59.70	40.30
7	30	2017	1	15	200	14.28	53	1,401	96	104	48.00	52.00
8	19	2017	7	14	200	14.28	54	1,401	89	111	44.50	55.50
8	22	2017	3	14	200	14.28	55	1,401	104	96	52.00	48.00
9	17	2017	1	17	200	14.28	56	1,401	91	109	45.50	54.50
5	28	2017	1	15	199	14.20	57	1,401	113	86	56.78	43.22
5	29	2017	2	14	199	14.20	58	1,401	101	98	50.75	49.25
5	28	2017	1	12	198	14.13	59	1,401	101	97	51.01	48.99
5	29	2017	2	15	198	14.13	60	1,401	92	106	46.46	53.54
9	15	2017	6	16	198	14.13	61	1,401	115	83	58.08	41.92
9	1	2017	6	16	197	14.06	62	1,401	79	118	40.10	59.90
8	19	2017	7	18	196	13.99	63	1,401	58	138	29.59	70.41
6	25	2017	1	13	195	13.92	64	1,401	94	101	48.21	51.79
8	13	2017	1	13	195	13.92	65	1,401	107	88	54.87	45.13
9	11	2017	2	14	194	13.85	66	1,401	76	118	39.18	60.82
5	28	2017	1	14	193	13.78	67	1,401	102	91	52.85	47.15

MO	DY	YR	DAY OF WK	HR	HR VOL	PERCENT OF AADT	HOUR NUMBER	AADT	EAST VOLUME	WEST VOLUME	PERCENT EAST IS OF TOTAL VOLUME	PERCENT WEST IS OF TOTAL VOLUME
8	21	2017	2	13	193	13.78	68	1,401	98	95	50.78	49.22
8	22	2017	3	15	193	13.78	69	1,401	99	94	51.30	48.70
8	26	2017	7	15	193	13.78	70	1,401	82	111	42.49	57.51
8	27	2017	1	15	193	13.78	71	1,401	104	89	53.89	46.11
9	15	2017	6	15	193	13.78	72	1,401	98	95	50.78	49.22
9	17	2017	1	14	193	13.78	73	1,401	105	88	54.40	45.60
5	21	2017	1	13	192	13.70	74	1,401	91	101	47.40	52.60
6	25	2017	1	12	192	13.70	75	1,401	73	119	38.02	61.98
6	30	2017	6	18	192	13.70	76	1,401	101	91	52.60	47.40
8	19	2017	7	13	192	13.70	77	1,401	103	89	53.65	46.35
5	13	2017	7	15	191	13.63	78	1,401	141	50	73.82	26.18
8	25	2017	6	17	191	13.63	79	1,401	83	108	43.46	56.54
9	10	2017	1	17	191	13.63	80	1,401	78	113	40.84	59.16
6	24	2017	7	15	190	13.56	81	1,401	93	97	48.95	51.05
7	23	2017	1	17	190	13.56	82	1,401	95	95	50.00	50.00
8	22	2017	3	17	190	13.56	83	1,401	87	103	45.79	54.21
6	11	2017	1	16	189	13.49	84	1,401	94	95	49.74	50.26
6	23	2017	6	15	189	13.49	85	1,401	102	87	53.97	46.03
10	15	2017	1	14	189	13.49	86	1,401	94	95	49.74	50.26
6	11	2017	1	15	187	13.35	87	1,401	100	87	53.48	46.52
7	21	2017	6	12	187	13.35	88	1,401	78	109	41.71	58.29
8	27	2017	1	14	187	13.35	89	1,401	94	93	50.27	49.73
9	2	2017	7	17	187	13.35	90	1,401	80	107	42.78	57.22
9	3	2017	1	13	187	13.35	91	1,401	83	104	44.39	55.61
9	15	2017	6	17	187	13.35	92	1,401	90	97	48.13	51.87
8	13	2017	1	15	186	13.28	93	1,401	101	85	54.30	45.70
8	25	2017	6	15	186	13.28	94	1,401	95	91	51.08	48.92
9	3	2017	1	15	186	13.28	95	1,401	97	89	52.15	47.85
5	21	2017	1	15	185	13.20	96	1,401	89	96	48.11	51.89
6	17	2017	7	14	185	13.20	97	1,401	80	105	43.24	56.76
7	20	2017	5	13	185	13.20	98	1,401	96	89	51.89	48.11
8	6	2017	1	18	185	13.20	99	1,401	73	112	39.46	60.54
8	26	2017	7	14	185	13.20	100	1,401	84	101	45.41	54.59
9	3	2017	1	12	185	13.20	101	1,401	100	85	54.05	45.95
9	15	2017	6	13	185	13.20	102	1,401	111	74	60.00	40.00
4	9	2017	1	17	184	13.13	103	1,401	97	87	52.72	47.28
5	28	2017	1	16	184	13.13	104	1,401	96	88	52.17	47.83
8	20	2017	1	19	184	13.13	105	1,401	67	117	36.41	63.59
9	3	2017	1	16	184	13.13	106	1,401	94	90	51.09	48.91
6	18	2017	1	15	183	13.06	107	1,401	102	81	55.74	44.26
7	22	2017	7	14	183	13.06	108	1,401	72	111	39.34	60.66
8	18	2017	6	14	183	13.06	109	1,401	94	89	51.37	48.63
9	4	2017	2	12	183	13.06	110	1,401	97	86	53.01	46.99
11	9	2017	5	17	183	13.06	111	1,401	133	50	72.68	27.32
5	27	2017	7	15	182	12.99	112	1,401	90	92	49.45	50.55
7	16	2017	1	14	182	12.99	113	1,401	95	87	52.20	47.80
7	16	2017	1	17	182	12.99	114	1,401	83	99	45.60	54.40
9	13	2017	4	17	182	12.99	115	1,401	63	119	34.62	65.38
6	18	2017	1	13	181	12.92	116	1,401	87	94	48.07	51.93
6	18	2017	1	16	181	12.92	117	1,401	91	90	50.28	49.72
6	23	2017	6	18	181	12.92	118	1,401	72	109	39.78	60.22

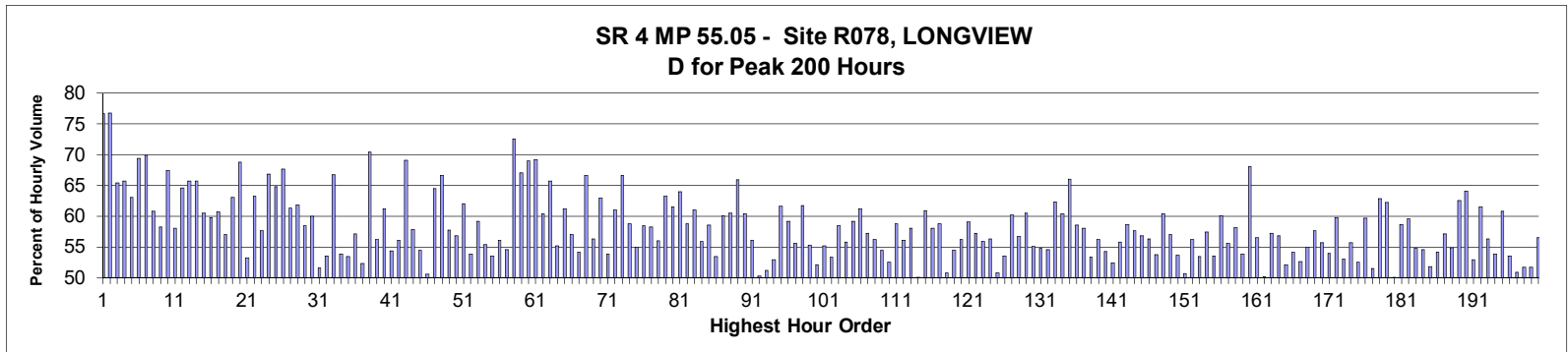
MO	DY	YR	DAY OF WK	HR	HR VOL	PERCENT OF AADT	HOUR NUMBER	AADT	EAST VOLUME	WEST VOLUME	PERCENT EAST IS OF TOTAL VOLUME	PERCENT WEST IS OF TOTAL VOLUME
7	9	2017	1	14	181	12.92	119	1,401	96	85	53.04	46.96
8	6	2017	1	17	181	12.92	120	1,401	83	98	45.86	54.14
8	24	2017	5	17	181	12.92	121	1,401	74	107	40.88	59.12
9	8	2017	6	17	181	12.92	122	1,401	73	108	40.33	59.67
4	2	2017	1	15	180	12.85	123	1,401	85	95	47.22	52.78
8	13	2017	1	16	180	12.85	124	1,401	90	90	50.00	50.00
8	25	2017	6	13	180	12.85	125	1,401	72	108	40.00	60.00
7	7	2017	6	16	179	12.78	126	1,401	77	102	43.02	56.98
7	21	2017	6	13	179	12.78	127	1,401	73	106	40.78	59.22
9	4	2017	2	13	179	12.78	128	1,401	96	83	53.63	46.37
6	17	2017	7	16	178	12.71	129	1,401	78	100	43.82	56.18
7	16	2017	1	15	178	12.71	130	1,401	86	92	48.31	51.69
8	21	2017	2	20	178	12.71	131	1,401	85	93	47.75	52.25
9	10	2017	1	16	178	12.71	132	1,401	82	96	46.07	53.93
9	14	2017	5	15	178	12.71	133	1,401	101	77	56.74	43.26
6	23	2017	6	16	177	12.63	134	1,401	89	88	50.28	49.72
7	28	2017	6	15	177	12.63	135	1,401	91	86	51.41	48.59
5	20	2017	7	14	176	12.56	136	1,401	79	97	44.89	55.11
5	27	2017	7	14	176	12.56	137	1,401	110	66	62.50	37.50
5	29	2017	2	12	176	12.56	138	1,401	102	74	57.95	42.05
6	25	2017	1	19	176	12.56	139	1,401	69	107	39.20	60.80
7	21	2017	6	14	176	12.56	140	1,401	95	81	53.98	46.02
8	13	2017	1	18	176	12.56	141	1,401	77	99	43.75	56.25
8	25	2017	6	16	176	12.56	142	1,401	71	105	40.34	59.66
8	25	2017	6	18	176	12.56	143	1,401	64	112	36.36	63.64
8	26	2017	7	16	176	12.56	144	1,401	79	97	44.89	55.11
4	22	2017	7	14	175	12.49	145	1,401	90	85	51.43	48.57
5	21	2017	1	14	175	12.49	146	1,401	82	93	46.86	53.14
5	27	2017	7	13	175	12.49	147	1,401	90	85	51.43	48.57
5	28	2017	1	17	175	12.49	148	1,401	90	85	51.43	48.57
7	16	2017	1	12	175	12.49	149	1,401	90	85	51.43	48.57
7	16	2017	1	18	175	12.49	150	1,401	90	85	51.43	48.57
7	21	2017	6	15	175	12.49	151	1,401	79	96	45.14	54.86
7	30	2017	1	13	175	12.49	152	1,401	94	81	53.71	46.29
8	25	2017	6	14	175	12.49	153	1,401	83	92	47.43	52.57
9	19	2017	3	12	175	12.49	154	1,401	90	85	51.43	48.57
11	26	2017	1	15	175	12.49	155	1,401	93	82	53.14	46.86
4	2	2017	1	16	174	12.42	156	1,401	79	95	45.40	54.60
5	20	2017	7	13	174	12.42	157	1,401	85	89	48.85	51.15
5	27	2017	7	18	174	12.42	158	1,401	74	100	42.53	57.47
6	18	2017	1	17	174	12.42	159	1,401	91	83	52.30	47.70
6	30	2017	6	19	174	12.42	160	1,401	55	119	31.61	68.39
7	1	2017	7	15	174	12.42	161	1,401	86	88	49.43	50.57
7	14	2017	6	12	174	12.42	162	1,401	79	95	45.40	54.60
7	22	2017	7	16	174	12.42	163	1,401	77	97	44.25	55.75
8	6	2017	1	14	174	12.42	164	1,401	77	97	44.25	55.75
8	21	2017	2	12	174	12.42	165	1,401	74	100	42.53	57.47
9	8	2017	6	15	174	12.42	166	1,401	72	102	41.38	58.62
7	2	2017	1	15	173	12.35	167	1,401	77	96	44.51	55.49
8	17	2017	5	15	173	12.35	168	1,401	91	82	52.60	47.40
8	24	2017	5	14	173	12.35	169	1,401	86	87	49.71	50.29

MO	DY	YR	DAY OF WK	HR	HR VOL	PERCENT OF AADT	HOUR NUMBER	AADT	EAST VOLUME	WEST VOLUME	PERCENT	PERCENT
											EAST IS OF TOTAL VOLUME	WEST IS OF TOTAL VOLUME
9	10	2017	1	18	173	12.35	170	1,401	79	94	45.66	54.34
11	26	2017	1	16	173	12.35	171	1,401	98	75	56.65	43.35
7	30	2017	1	14	172	12.28	172	1,401	97	75	56.40	43.60
9	2	2017	7	18	172	12.28	173	1,401	47	125	27.33	72.67
9	7	2017	5	15	172	12.28	174	1,401	80	92	46.51	53.49
6	17	2017	7	17	171	12.21	175	1,401	80	91	46.78	53.22
7	2	2017	1	14	171	12.21	176	1,401	95	76	55.56	44.44
7	22	2017	7	12	171	12.21	177	1,401	87	84	50.88	49.12
9	1	2017	6	13	171	12.21	178	1,401	77	94	45.03	54.97
9	13	2017	4	16	171	12.21	179	1,401	57	114	33.33	66.67
6	17	2017	7	15	170	12.13	180	1,401	84	86	49.41	50.59
7	16	2017	1	13	170	12.13	181	1,401	88	82	51.76	48.24
8	23	2017	4	15	170	12.13	182	1,401	89	81	52.35	47.65
9	4	2017	2	18	170	12.13	183	1,401	78	92	45.88	54.12
9	10	2017	1	13	170	12.13	184	1,401	74	96	43.53	56.47
9	10	2017	1	14	170	12.13	185	1,401	90	80	52.94	47.06
9	16	2017	7	13	170	12.13	186	1,401	85	85	50.00	50.00
11	26	2017	1	17	170	12.13	187	1,401	101	69	59.41	40.59
4	23	2017	1	14	169	12.06	188	1,401	100	69	59.17	40.83
5	7	2017	1	15	169	12.06	189	1,401	75	94	44.38	55.62
7	9	2017	1	13	169	12.06	190	1,401	96	73	56.80	43.20
7	17	2017	2	16	169	12.06	191	1,401	80	89	47.34	52.66
8	12	2017	7	15	169	12.06	192	1,401	93	76	55.03	44.97
8	13	2017	1	12	169	12.06	193	1,401	82	87	48.52	51.48
8	13	2017	1	14	169	12.06	194	1,401	98	71	57.99	42.01
9	5	2017	3	16	169	12.06	195	1,401	63	106	37.28	62.72
5	28	2017	1	13	168	11.99	196	1,401	77	91	45.83	54.17
6	23	2017	6	13	168	11.99	197	1,401	89	79	52.98	47.02
7	9	2017	1	16	168	11.99	198	1,401	81	87	48.21	51.79
7	23	2017	1	16	168	11.99	199	1,401	79	89	47.02	52.98
8	6	2017	1	15	168	11.99	200	1,401	88	80	52.38	47.62





**AADT= 5,432      K 30 FACTOR= 10.71      K 100 FACTOR= 9.65      K 200 FACTOR= 9.15      D 30 FACTOR= 59.97**



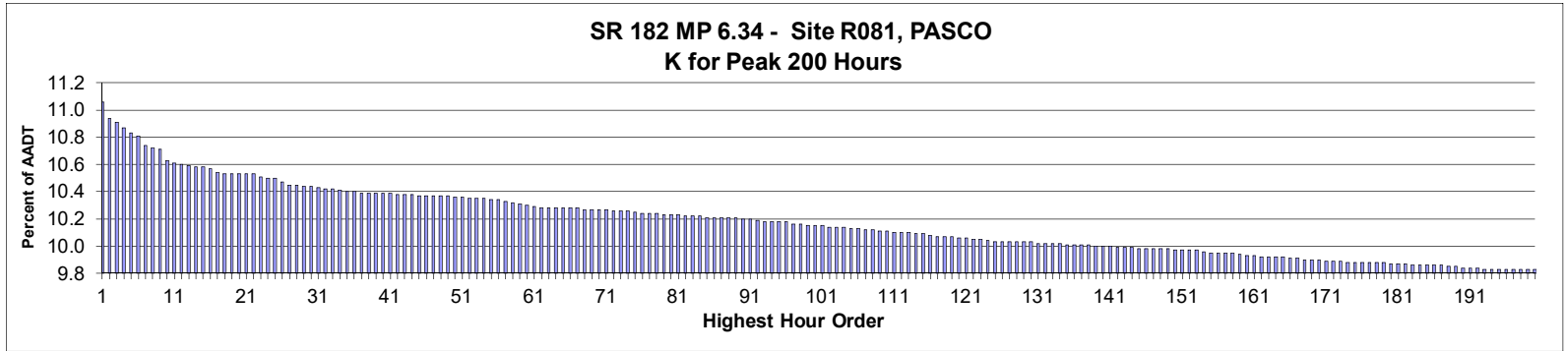
MO	DY	YR	DAY OF WK	HR	HR VOL	PERCENT OF AADT	HOUR NUMBER	AADT	EAST VOLUME	WEST VOLUME	PERCENT EAST IS OF TOTAL VOLUME	PERCENT WEST IS OF TOTAL VOLUME
4	30	2017	1	15	680	12.52	1	5,432	521	159	76.62	23.38
4	30	2017	1	16	655	12.06	2	5,432	503	152	76.79	23.21
9	8	2017	6	17	645	11.87	3	5,432	223	422	34.57	65.43
9	1	2017	6	17	644	11.86	4	5,432	221	423	34.32	65.68
7	21	2017	6	17	636	11.71	5	5,432	235	401	36.95	63.05
9	4	2017	2	15	634	11.67	6	5,432	440	194	69.40	30.60
4	30	2017	1	14	622	11.45	7	5,432	435	187	69.94	30.06
9	4	2017	2	13	622	11.45	8	5,432	378	244	60.77	39.23
8	25	2017	6	17	620	11.41	9	5,432	259	361	41.77	58.23
9	10	2017	1	13	620	11.41	10	5,432	418	202	67.42	32.58
9	22	2017	6	17	620	11.41	11	5,432	260	360	41.94	58.06
9	1	2017	6	16	618	11.38	12	5,432	219	399	35.44	64.56
7	5	2017	4	13	616	11.34	13	5,432	405	211	65.75	34.25
9	4	2017	2	12	615	11.32	14	5,432	404	211	65.69	34.31
7	5	2017	4	15	613	11.28	15	5,432	371	242	60.52	39.48
9	1	2017	6	15	612	11.27	16	5,432	246	366	40.20	59.80

MO	DY	YR	DAY OF WK	HR	HR VOL	PERCENT OF AADT	HOUR NUMBER	AADT	EAST VOLUME	WEST VOLUME	PERCENT EAST IS OF TOTAL VOLUME	PERCENT WEST IS OF TOTAL VOLUME
5	26	2017	6	16	606	11.16	17	5,432	238	368	39.27	60.73
8	4	2017	6	17	605	11.14	18	5,432	260	345	42.98	57.02
9	8	2017	6	16	603	11.10	19	5,432	223	380	36.98	63.02
9	8	2017	6	18	602	11.08	20	5,432	188	414	31.23	68.77
7	16	2017	1	14	596	10.97	21	5,432	317	279	53.19	46.81
5	26	2017	6	17	593	10.92	22	5,432	218	375	36.76	63.24
7	14	2017	6	17	593	10.92	23	5,432	251	342	42.33	57.67
9	2	2017	7	13	591	10.88	24	5,432	196	395	33.16	66.84
10	6	2017	6	16	591	10.88	25	5,432	208	383	35.19	64.81
9	10	2017	1	14	590	10.86	26	5,432	399	191	67.63	32.37
7	5	2017	4	14	587	10.81	27	5,432	360	227	61.33	38.67
10	6	2017	6	17	585	10.77	28	5,432	223	362	38.12	61.88
7	21	2017	6	16	583	10.73	29	5,432	242	341	41.51	58.49
8	11	2017	6	17	582	10.71	30	5,432	233	349	40.03	59.97
7	16	2017	1	13	581	10.70	31	5,432	300	281	51.64	48.36
10	27	2017	6	17	581	10.70	32	5,432	270	311	46.47	53.53
5	29	2017	2	15	577	10.62	33	5,432	385	192	66.72	33.28
4	29	2017	7	13	576	10.60	34	5,432	310	266	53.82	46.18
7	5	2017	4	16	574	10.57	35	5,432	307	267	53.48	46.52
9	8	2017	6	15	574	10.57	36	5,432	246	328	42.86	57.14
4	21	2017	6	17	571	10.51	37	5,432	272	299	47.64	52.36
5	29	2017	2	14	571	10.51	38	5,432	402	169	70.40	29.60
8	5	2017	7	13	571	10.51	39	5,432	250	321	43.78	56.22
4	29	2017	7	14	570	10.49	40	5,432	349	221	61.23	38.77
9	9	2017	7	13	565	10.40	41	5,432	258	307	45.66	54.34
9	15	2017	6	17	565	10.40	42	5,432	248	317	43.89	56.11
9	2	2017	7	14	563	10.36	43	5,432	174	389	30.91	69.09
6	16	2017	6	17	562	10.35	44	5,432	237	325	42.17	57.83
7	5	2017	4	17	560	10.31	45	5,432	305	255	54.46	45.54
6	25	2017	1	13	558	10.27	46	5,432	276	282	49.46	50.54
9	4	2017	2	14	557	10.25	47	5,432	359	198	64.45	35.55
9	10	2017	1	15	557	10.25	48	5,432	371	186	66.61	33.39
7	30	2017	1	13	556	10.24	49	5,432	321	235	57.73	42.27
8	6	2017	1	13	556	10.24	50	5,432	316	240	56.83	43.17
5	29	2017	2	16	553	10.18	51	5,432	343	210	62.03	37.97
8	24	2017	5	17	553	10.18	52	5,432	255	298	46.11	53.89
9	8	2017	6	13	553	10.18	53	5,432	226	327	40.87	59.13
7	28	2017	6	15	551	10.14	54	5,432	246	305	44.65	55.35
8	4	2017	6	15	551	10.14	55	5,432	256	295	46.46	53.54
10	13	2017	6	17	551	10.14	56	5,432	242	309	43.92	56.08
8	27	2017	1	14	550	10.13	57	5,432	300	250	54.55	45.45
9	10	2017	1	16	550	10.13	58	5,432	399	151	72.55	27.45
5	29	2017	2	13	549	10.11	59	5,432	368	181	67.03	32.97
9	1	2017	6	18	549	10.11	60	5,432	170	379	30.97	69.03
4	30	2017	1	17	548	10.09	61	5,432	379	169	69.16	30.84
8	11	2017	6	16	548	10.09	62	5,432	217	331	39.60	60.40
9	4	2017	2	16	548	10.09	63	5,432	360	188	65.69	34.31
6	6	2017	3	17	545	10.03	64	5,432	244	301	44.77	55.23
8	4	2017	6	16	544	10.01	65	5,432	211	333	38.79	61.21
8	23	2017	4	17	544	10.01	66	5,432	234	310	43.01	56.99
9	28	2017	5	17	543	10.00	67	5,432	249	294	45.86	54.14

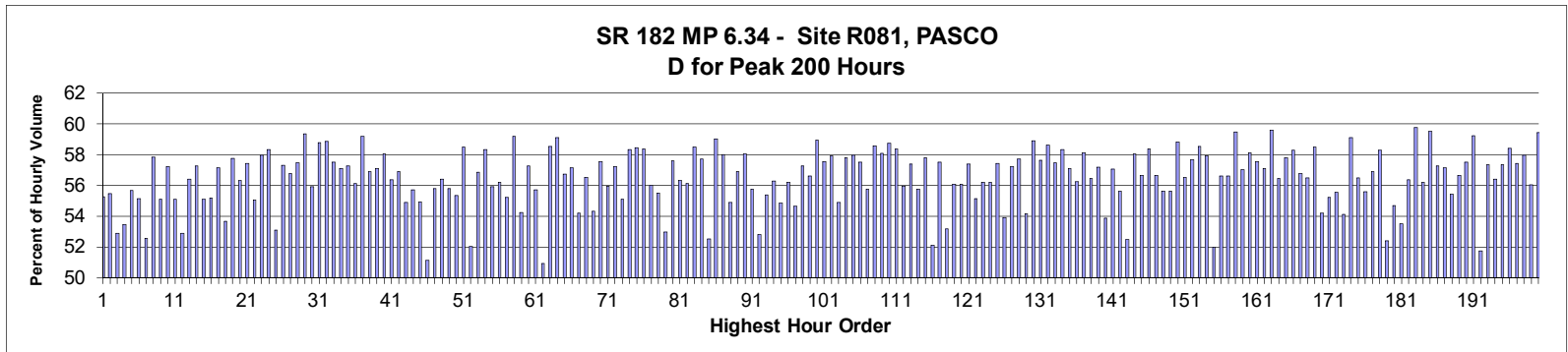
MO	DY	YR	DAY OF WK	HR	HR VOL	PERCENT OF AADT	HOUR NUMBER	AADT	EAST VOLUME	WEST VOLUME	PERCENT EAST IS OF TOTAL VOLUME	PERCENT WEST IS OF TOTAL VOLUME
5	26	2017	6	18	540	9.94	68	5,432	180	360	33.33	66.67
8	25	2017	6	16	540	9.94	69	5,432	236	304	43.70	56.30
9	1	2017	6	14	540	9.94	70	5,432	200	340	37.04	62.96
4	16	2017	1	13	539	9.92	71	5,432	249	290	46.20	53.80
4	29	2017	7	15	539	9.92	72	5,432	329	210	61.04	38.96
9	10	2017	1	12	539	9.92	73	5,432	359	180	66.60	33.40
5	12	2017	6	17	538	9.90	74	5,432	222	316	41.26	58.74
8	18	2017	6	15	538	9.90	75	5,432	242	296	44.98	55.02
2	17	2017	6	17	535	9.85	76	5,432	222	313	41.50	58.50
9	9	2017	7	14	534	9.83	77	5,432	223	311	41.76	58.24
10	6	2017	6	15	534	9.83	78	5,432	235	299	44.01	55.99
11	3	2017	6	17	534	9.83	79	5,432	196	338	36.70	63.30
6	23	2017	6	17	533	9.81	80	5,432	205	328	38.46	61.54
9	2	2017	7	12	533	9.81	81	5,432	192	341	36.02	63.98
7	7	2017	6	17	531	9.78	82	5,432	219	312	41.24	58.76
7	7	2017	6	18	531	9.78	83	5,432	207	324	38.98	61.02
9	21	2017	5	17	531	9.78	84	5,432	234	297	44.07	55.93
12	8	2017	6	17	531	9.78	85	5,432	220	311	41.43	58.57
7	21	2017	6	14	530	9.76	86	5,432	247	283	46.60	53.40
8	18	2017	6	16	529	9.74	87	5,432	211	318	39.89	60.11
9	2	2017	7	15	529	9.74	88	5,432	209	320	39.51	60.49
11	3	2017	6	16	529	9.74	89	5,432	180	349	34.03	65.97
6	2	2017	6	17	528	9.72	90	5,432	209	319	39.58	60.42
8	18	2017	6	17	528	9.72	91	5,432	232	296	43.94	56.06
5	25	2017	5	17	527	9.70	92	5,432	265	262	50.28	49.72
7	3	2017	2	13	527	9.70	93	5,432	270	257	51.23	48.77
9	13	2017	4	17	527	9.70	94	5,432	248	279	47.06	52.94
6	30	2017	6	17	526	9.68	95	5,432	202	324	38.40	61.60
12	5	2017	3	17	526	9.68	96	5,432	215	311	40.87	59.13
7	23	2017	1	13	525	9.66	97	5,432	292	233	55.62	44.38
8	25	2017	6	18	525	9.66	98	5,432	201	324	38.29	61.71
9	11	2017	2	16	525	9.66	99	5,432	290	235	55.24	44.76
8	18	2017	6	14	524	9.65	100	5,432	251	273	47.90	52.10
8	30	2017	4	17	524	9.65	101	5,432	235	289	44.85	55.15
8	10	2017	5	17	523	9.63	102	5,432	244	279	46.65	53.35
8	6	2017	1	16	522	9.61	103	5,432	305	217	58.43	41.57
9	3	2017	1	13	522	9.61	104	5,432	231	291	44.25	55.75
10	31	2017	3	17	522	9.61	105	5,432	213	309	40.80	59.20
7	28	2017	6	17	521	9.59	106	5,432	202	319	38.77	61.23
9	7	2017	5	16	521	9.59	107	5,432	223	298	42.80	57.20
10	13	2017	6	16	521	9.59	108	5,432	228	293	43.76	56.24
8	9	2017	4	17	520	9.57	109	5,432	237	283	45.58	54.42
12	1	2017	6	16	520	9.57	110	5,432	247	273	47.50	52.50
4	28	2017	6	17	519	9.55	111	5,432	214	305	41.23	58.77
5	25	2017	5	16	519	9.55	112	5,432	228	291	43.93	56.07
6	30	2017	6	18	519	9.55	113	5,432	218	301	42.00	58.00
8	27	2017	1	13	519	9.55	114	5,432	259	260	49.90	50.10
9	1	2017	6	13	519	9.55	115	5,432	203	316	39.11	60.89
9	15	2017	6	16	519	9.55	116	5,432	218	301	42.00	58.00
9	29	2017	6	17	519	9.55	117	5,432	214	305	41.23	58.77
7	16	2017	1	12	518	9.54	118	5,432	263	255	50.77	49.23

MO	DY	YR	DAY OF WK	HR	HR VOL	PERCENT OF AADT	HOUR NUMBER	AADT	EAST VOLUME	WEST VOLUME	PERCENT EAST IS OF TOTAL VOLUME	PERCENT WEST IS OF TOTAL VOLUME
8	29	2017	3	17	518	9.54	119	5,432	236	282	45.56	54.44
8	31	2017	5	17	518	9.54	120	5,432	227	291	43.82	56.18
9	15	2017	6	15	518	9.54	121	5,432	212	306	40.93	59.07
3	31	2017	6	17	517	9.52	122	5,432	221	296	42.75	57.25
7	12	2017	4	17	517	9.52	123	5,432	228	289	44.10	55.90
9	8	2017	6	14	517	9.52	124	5,432	226	291	43.71	56.29
10	5	2017	5	17	516	9.50	125	5,432	254	262	49.22	50.78
6	7	2017	4	16	515	9.48	126	5,432	276	239	53.59	46.41
8	27	2017	1	16	515	9.48	127	5,432	310	205	60.19	39.81
9	11	2017	2	17	515	9.48	128	5,432	223	292	43.30	56.70
6	24	2017	7	12	514	9.46	129	5,432	203	311	39.49	60.51
7	19	2017	4	17	514	9.46	130	5,432	231	283	44.94	55.06
6	21	2017	4	17	513	9.44	131	5,432	232	281	45.22	54.78
7	5	2017	4	18	513	9.44	132	5,432	233	280	45.42	54.58
8	5	2017	7	15	513	9.44	133	5,432	193	320	37.62	62.38
9	7	2017	5	17	513	9.44	134	5,432	203	310	39.57	60.43
4	30	2017	1	13	512	9.43	135	5,432	338	174	66.02	33.98
7	1	2017	7	14	512	9.43	136	5,432	212	300	41.41	58.59
9	3	2017	1	12	512	9.43	137	5,432	215	297	41.99	58.01
10	23	2017	2	17	512	9.43	138	5,432	239	273	46.68	53.32
11	17	2017	6	17	512	9.43	139	5,432	224	288	43.75	56.25
5	18	2017	5	17	511	9.41	140	5,432	234	277	45.79	54.21
7	15	2017	7	14	511	9.41	141	5,432	243	268	47.55	52.45
8	28	2017	2	17	511	9.41	142	5,432	226	285	44.23	55.77
4	14	2017	6	17	510	9.39	143	5,432	211	299	41.37	58.63
6	20	2017	3	16	510	9.39	144	5,432	216	294	42.35	57.65
7	6	2017	5	17	510	9.39	145	5,432	220	290	43.14	56.86
9	7	2017	5	15	510	9.39	146	5,432	223	287	43.73	56.27
9	18	2017	2	17	510	9.39	147	5,432	236	274	46.27	53.73
10	9	2017	2	17	510	9.39	148	5,432	202	308	39.61	60.39
10	12	2017	5	17	510	9.39	149	5,432	219	291	42.94	57.06
5	28	2017	1	13	509	9.37	150	5,432	236	273	46.37	53.63
6	25	2017	1	14	509	9.37	151	5,432	258	251	50.69	49.31
7	21	2017	6	15	509	9.37	152	5,432	223	286	43.81	56.19
10	4	2017	4	16	509	9.37	153	5,432	237	272	46.56	53.44
6	24	2017	7	14	508	9.35	154	5,432	216	292	42.52	57.48
9	1	2017	6	12	508	9.35	155	5,432	236	272	46.46	53.54
9	9	2017	7	15	508	9.35	156	5,432	203	305	39.96	60.04
4	14	2017	6	16	507	9.33	157	5,432	225	282	44.38	55.62
7	31	2017	2	17	507	9.33	158	5,432	212	295	41.81	58.19
8	26	2017	7	18	507	9.33	159	5,432	273	234	53.85	46.15
10	6	2017	6	18	507	9.33	160	5,432	162	345	31.95	68.05
8	6	2017	1	14	506	9.32	161	5,432	286	220	56.52	43.48
9	9	2017	7	16	506	9.32	162	5,432	252	254	49.80	50.20
4	28	2017	6	16	505	9.30	163	5,432	216	289	42.77	57.23
8	13	2017	1	13	505	9.30	164	5,432	287	218	56.83	43.17
8	25	2017	6	14	505	9.30	165	5,432	242	263	47.92	52.08
5	19	2017	6	17	504	9.28	166	5,432	231	273	45.83	54.17
8	11	2017	6	15	504	9.28	167	5,432	239	265	47.42	52.58
8	27	2017	1	15	504	9.28	168	5,432	277	227	54.96	45.04
1	27	2017	6	17	503	9.26	169	5,432	213	290	42.35	57.65

MO	DY	YR	DAY OF WK	HR	HR VOL	PERCENT OF AADT	HOUR NUMBER	AADT	EAST VOLUME	WEST VOLUME	PERCENT EAST IS OF TOTAL VOLUME	PERCENT WEST IS OF TOTAL VOLUME
8	20	2017	1	14	503	9.26	170	5,432	280	223	55.67	44.33
7	14	2017	6	14	502	9.24	171	5,432	231	271	46.02	53.98
7	28	2017	6	18	502	9.24	172	5,432	202	300	40.24	59.76
9	28	2017	5	16	502	9.24	173	5,432	236	266	47.01	52.99
4	27	2017	5	17	501	9.22	174	5,432	222	279	44.31	55.69
6	14	2017	4	17	501	9.22	175	5,432	238	263	47.50	52.50
6	30	2017	6	16	501	9.22	176	5,432	202	299	40.32	59.68
7	14	2017	6	13	501	9.22	177	5,432	258	243	51.50	48.50
7	14	2017	6	18	501	9.22	178	5,432	186	315	37.13	62.87
7	21	2017	6	18	501	9.22	179	5,432	189	312	37.72	62.28
8	26	2017	7	17	501	9.22	180	5,432	250	251	49.90	50.10
11	7	2017	3	17	501	9.22	181	5,432	207	294	41.32	58.68
3	31	2017	6	16	500	9.20	182	5,432	202	298	40.40	59.60
6	25	2017	1	12	500	9.20	183	5,432	226	274	45.20	54.80
6	29	2017	5	17	500	9.20	184	5,432	227	273	45.40	54.60
9	3	2017	1	14	500	9.20	185	5,432	241	259	48.20	51.80
10	10	2017	3	17	500	9.20	186	5,432	229	271	45.80	54.20
6	10	2017	7	16	499	9.19	187	5,432	285	214	57.11	42.89
6	22	2017	5	17	499	9.19	188	5,432	225	274	45.09	54.91
7	5	2017	4	12	499	9.19	189	5,432	312	187	62.53	37.47
7	15	2017	7	12	499	9.19	190	5,432	179	320	35.87	64.13
7	27	2017	5	17	499	9.19	191	5,432	235	264	47.09	52.91
8	4	2017	6	18	499	9.19	192	5,432	192	307	38.48	61.52
9	9	2017	7	11	499	9.19	193	5,432	218	281	43.69	56.31
7	3	2017	2	14	498	9.17	194	5,432	230	268	46.18	53.82
11	3	2017	6	15	498	9.17	195	5,432	195	303	39.16	60.84
5	28	2017	1	16	497	9.15	196	5,432	231	266	46.48	53.52
6	5	2017	2	17	497	9.15	197	5,432	253	244	50.91	49.09
6	17	2017	7	14	497	9.15	198	5,432	240	257	48.29	51.71
7	15	2017	7	16	497	9.15	199	5,432	257	240	51.71	48.29
9	6	2017	4	16	497	9.15	200	5,432	216	281	43.46	56.54



**AADT= 66,115      K 30 FACTOR= 10.44      K 100 FACTOR= 10.15      K 200 FACTOR= 9.83      D 30 FACTOR= 55.90**



MO	DY	YR	DAY OF WK	HR	HR VOL	PERCENT OF AADT	HOUR NUMBER	AADT	EAST VOLUME	WEST VOLUME	PERCENT EAST IS OF TOTAL VOLUME	PERCENT WEST IS OF TOTAL VOLUME
6	2	2017	6	18	7,314	11.06	1	66,115	3,273	4,041	44.75	55.25
5	2	2017	3	18	7,232	10.94	2	66,115	4,011	3,221	55.46	44.54
6	1	2017	5	18	7,210	10.91	3	66,115	3,814	3,396	52.90	47.10
11	14	2017	3	18	7,186	10.87	4	66,115	3,842	3,344	53.47	46.53
9	28	2017	5	18	7,159	10.83	5	66,115	3,986	3,173	55.68	44.32
5	15	2017	2	18	7,149	10.81	6	66,115	3,942	3,207	55.14	44.86
4	13	2017	5	17	7,098	10.74	7	66,115	3,730	3,368	52.55	47.45
9	27	2017	4	18	7,090	10.72	8	66,115	4,101	2,989	57.84	42.16
10	5	2017	5	18	7,079	10.71	9	66,115	3,899	3,180	55.08	44.92
10	11	2017	4	18	7,028	10.63	10	66,115	4,023	3,005	57.24	42.76
9	21	2017	5	17	7,015	10.61	11	66,115	3,865	3,150	55.10	44.90
4	13	2017	5	18	7,005	10.60	12	66,115	3,704	3,301	52.88	47.12
10	16	2017	2	18	7,003	10.59	13	66,115	3,951	3,052	56.42	43.58
5	31	2017	4	18	6,995	10.58	14	66,115	4,005	2,990	57.26	42.74
9	21	2017	5	18	6,995	10.58	15	66,115	3,853	3,142	55.08	44.92
5	18	2017	5	18	6,988	10.57	16	66,115	3,855	3,133	55.17	44.83

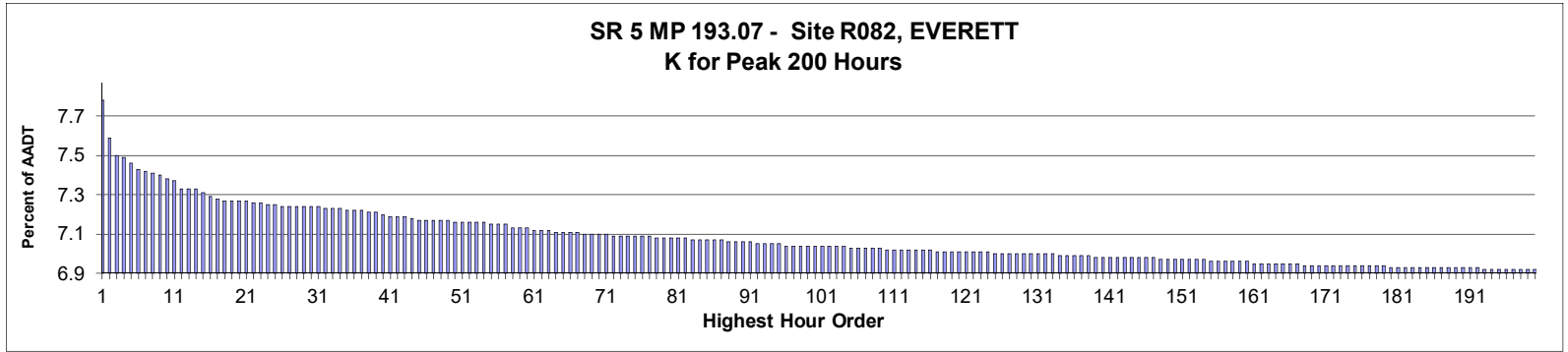
MO	DY	YR	DAY OF WK	HR	HR VOL	PERCENT OF AADT	HOUR NUMBER	AADT	EAST VOLUME	WEST VOLUME	PERCENT	PERCENT
											EAST IS OF TOTAL VOLUME	WEST IS OF TOTAL VOLUME
4	20	2017	5	18	6,966	10.54	17	66,115	3,982	2,984	57.16	42.84
10	16	2017	2	17	6,964	10.53	18	66,115	3,736	3,228	53.65	46.35
6	6	2017	3	18	6,962	10.53	19	66,115	4,020	2,942	57.74	42.26
9	14	2017	5	18	6,962	10.53	20	66,115	3,922	3,040	56.33	43.67
10	3	2017	3	18	6,962	10.53	21	66,115	3,999	2,963	57.44	42.56
10	5	2017	5	17	6,961	10.53	22	66,115	3,831	3,130	55.04	44.96
10	10	2017	3	18	6,948	10.51	23	66,115	4,028	2,920	57.97	42.03
5	4	2017	5	18	6,944	10.50	24	66,115	4,051	2,893	58.34	41.66
5	12	2017	6	17	6,943	10.50	25	66,115	3,686	3,257	53.09	46.91
4	27	2017	5	18	6,924	10.47	26	66,115	3,969	2,955	57.32	42.68
10	19	2017	5	18	6,910	10.45	27	66,115	3,923	2,987	56.77	43.23
11	2	2017	5	18	6,910	10.45	28	66,115	3,971	2,939	57.47	42.53
7	12	2017	4	18	6,905	10.44	29	66,115	4,099	2,806	59.36	40.64
5	11	2017	5	18	6,904	10.44	30	66,115	3,859	3,045	55.90	44.10
10	18	2017	4	18	6,898	10.43	31	66,115	4,055	2,843	58.79	41.21
4	11	2017	3	18	6,889	10.42	32	66,115	4,054	2,835	58.85	41.15
4	25	2017	3	18	6,889	10.42	33	66,115	3,963	2,926	57.53	42.47
11	9	2017	5	17	6,881	10.41	34	66,115	3,929	2,952	57.10	42.90
9	12	2017	3	18	6,877	10.40	35	66,115	3,938	2,939	57.26	42.74
5	17	2017	4	18	6,874	10.40	36	66,115	3,859	3,015	56.14	43.86
6	20	2017	3	18	6,872	10.39	37	66,115	4,069	2,803	59.21	40.79
4	19	2017	4	18	6,870	10.39	38	66,115	3,908	2,962	56.89	43.11
10	4	2017	4	18	6,868	10.39	39	66,115	3,923	2,945	57.12	42.88
10	24	2017	3	18	6,868	10.39	40	66,115	3,987	2,881	58.05	41.95
10	26	2017	5	18	6,868	10.39	41	66,115	3,871	2,997	56.36	43.64
6	13	2017	3	18	6,864	10.38	42	66,115	3,907	2,957	56.92	43.08
10	23	2017	2	17	6,864	10.38	43	66,115	3,769	3,095	54.91	45.09
10	23	2017	2	18	6,863	10.38	44	66,115	3,824	3,039	55.72	44.28
5	25	2017	5	18	6,859	10.37	45	66,115	3,769	3,090	54.95	45.05
6	2	2017	6	17	6,856	10.37	46	66,115	3,349	3,507	48.85	51.15
10	12	2017	5	18	6,856	10.37	47	66,115	3,824	3,032	55.78	44.22
6	7	2017	4	18	6,854	10.37	48	66,115	3,868	2,986	56.43	43.57
10	19	2017	5	17	6,854	10.37	49	66,115	3,825	3,029	55.81	44.19
5	24	2017	4	18	6,848	10.36	50	66,115	3,791	3,057	55.36	44.64
9	25	2017	2	18	6,847	10.36	51	66,115	4,005	2,842	58.49	41.51
5	15	2017	2	17	6,843	10.35	52	66,115	3,560	3,283	52.02	47.98
9	13	2017	4	18	6,842	10.35	53	66,115	3,892	2,950	56.88	43.12
9	19	2017	3	18	6,842	10.35	54	66,115	3,990	2,852	58.32	41.68
5	23	2017	3	18	6,836	10.34	55	66,115	3,823	3,013	55.92	44.08
6	14	2017	4	18	6,834	10.34	56	66,115	3,842	2,992	56.22	43.78
4	18	2017	3	18	6,830	10.33	57	66,115	3,771	3,059	55.21	44.79
8	15	2017	3	18	6,820	10.32	58	66,115	4,037	2,783	59.19	40.81
6	22	2017	5	18	6,814	10.31	59	66,115	3,697	3,117	54.26	45.74
6	21	2017	4	18	6,811	10.30	60	66,115	3,899	2,912	57.25	42.75
10	26	2017	5	17	6,806	10.29	61	66,115	3,792	3,014	55.72	44.28
9	13	2017	4	17	6,798	10.28	62	66,115	3,463	3,335	50.94	49.06
7	27	2017	5	18	6,797	10.28	63	66,115	3,978	2,819	58.53	41.47
10	31	2017	3	18	6,797	10.28	64	66,115	4,019	2,778	59.13	40.87
5	16	2017	3	18	6,795	10.28	65	66,115	3,855	2,940	56.73	43.27
10	31	2017	3	17	6,795	10.28	66	66,115	3,882	2,913	57.13	42.87
10	20	2017	6	17	6,794	10.28	67	66,115	3,684	3,110	54.22	45.78

MO	DY	YR	DAY OF WK	HR	HR VOL	PERCENT OF AADT	HOUR NUMBER	AADT	EAST VOLUME	WEST VOLUME	PERCENT EAST IS OF TOTAL VOLUME	PERCENT WEST IS OF TOTAL VOLUME
4	27	2017	5	17	6,793	10.27	68	66,115	3,841	2,952	56.54	43.46
6	15	2017	5	18	6,793	10.27	69	66,115	3,691	3,102	54.34	45.66
10	25	2017	4	18	6,790	10.27	70	66,115	3,908	2,882	57.56	42.44
6	29	2017	5	18	6,789	10.27	71	66,115	3,800	2,989	55.97	44.03
4	24	2017	2	18	6,786	10.26	72	66,115	3,882	2,904	57.21	42.79
11	2	2017	5	17	6,785	10.26	73	66,115	3,738	3,047	55.09	44.91
9	7	2017	5	18	6,782	10.26	74	66,115	3,957	2,825	58.35	41.65
10	2	2017	2	18	6,774	10.25	75	66,115	3,959	2,815	58.44	41.56
5	1	2017	2	18	6,770	10.24	76	66,115	3,952	2,818	58.38	41.62
10	17	2017	3	18	6,768	10.24	77	66,115	3,791	2,977	56.01	43.99
5	10	2017	4	17	6,767	10.24	78	66,115	3,758	3,009	55.53	44.47
11	3	2017	6	17	6,764	10.23	79	66,115	3,582	3,182	52.96	47.04
7	20	2017	5	18	6,762	10.23	80	66,115	3,895	2,867	57.60	42.40
11	14	2017	3	17	6,761	10.23	81	66,115	3,809	2,952	56.34	43.66
6	12	2017	2	18	6,760	10.22	82	66,115	3,793	2,967	56.11	43.89
3	16	2017	5	18	6,758	10.22	83	66,115	3,953	2,805	58.49	41.51
9	20	2017	4	18	6,757	10.22	84	66,115	3,900	2,857	57.72	42.28
4	18	2017	3	17	6,752	10.21	85	66,115	3,547	3,205	52.53	47.47
7	18	2017	3	18	6,751	10.21	86	66,115	3,985	2,766	59.03	40.97
7	25	2017	3	18	6,750	10.21	87	66,115	3,916	2,834	58.01	41.99
9	28	2017	5	17	6,750	10.21	88	66,115	3,705	3,045	54.89	45.11
4	10	2017	2	18	6,748	10.21	89	66,115	3,840	2,908	56.91	43.09
2	23	2017	5	18	6,746	10.20	90	66,115	3,915	2,831	58.03	41.97
6	8	2017	5	18	6,745	10.20	91	66,115	3,762	2,983	55.77	44.23
12	7	2017	5	18	6,736	10.19	92	66,115	3,557	3,179	52.81	47.19
6	8	2017	5	17	6,733	10.18	93	66,115	3,730	3,003	55.40	44.60
11	7	2017	3	17	6,732	10.18	94	66,115	3,790	2,942	56.30	43.70
10	24	2017	3	17	6,731	10.18	95	66,115	3,691	3,040	54.84	45.16
9	14	2017	5	17	6,729	10.18	96	66,115	3,783	2,946	56.22	43.78
5	17	2017	4	17	6,715	10.16	97	66,115	3,671	3,044	54.67	45.33
11	8	2017	4	17	6,715	10.16	98	66,115	3,846	2,869	57.27	42.73
12	5	2017	3	17	6,712	10.15	99	66,115	3,801	2,911	56.63	43.37
3	22	2017	4	18	6,709	10.15	100	66,115	3,955	2,754	58.95	41.05
5	3	2017	4	18	6,709	10.15	101	66,115	3,862	2,847	57.56	42.44
7	19	2017	4	18	6,707	10.14	102	66,115	3,886	2,821	57.94	42.06
11	21	2017	3	17	6,707	10.14	103	66,115	3,683	3,024	54.91	45.09
10	4	2017	4	17	6,703	10.14	104	66,115	3,875	2,828	57.81	42.19
5	22	2017	2	18	6,697	10.13	105	66,115	3,883	2,814	57.98	42.02
7	13	2017	5	18	6,695	10.13	106	66,115	3,850	2,845	57.51	42.49
9	19	2017	3	17	6,693	10.12	107	66,115	3,731	2,962	55.74	44.26
5	8	2017	2	18	6,688	10.12	108	66,115	3,918	2,770	58.58	41.42
3	23	2017	5	18	6,687	10.11	109	66,115	3,883	2,804	58.07	41.93
10	11	2017	4	17	6,682	10.11	110	66,115	3,925	2,757	58.74	41.26
3	29	2017	4	18	6,677	10.10	111	66,115	3,898	2,779	58.38	41.62
12	14	2017	5	17	6,677	10.10	112	66,115	3,735	2,942	55.94	44.06
11	1	2017	4	18	6,675	10.10	113	66,115	3,832	2,843	57.41	42.59
5	24	2017	4	17	6,674	10.09	114	66,115	3,721	2,953	55.75	44.25
8	16	2017	4	18	6,671	10.09	115	66,115	3,857	2,814	57.82	42.18
11	17	2017	6	17	6,664	10.08	116	66,115	3,472	3,192	52.10	47.90
11	7	2017	3	18	6,661	10.07	117	66,115	3,830	2,831	57.50	42.50
6	15	2017	5	17	6,656	10.07	118	66,115	3,540	3,116	53.19	46.81

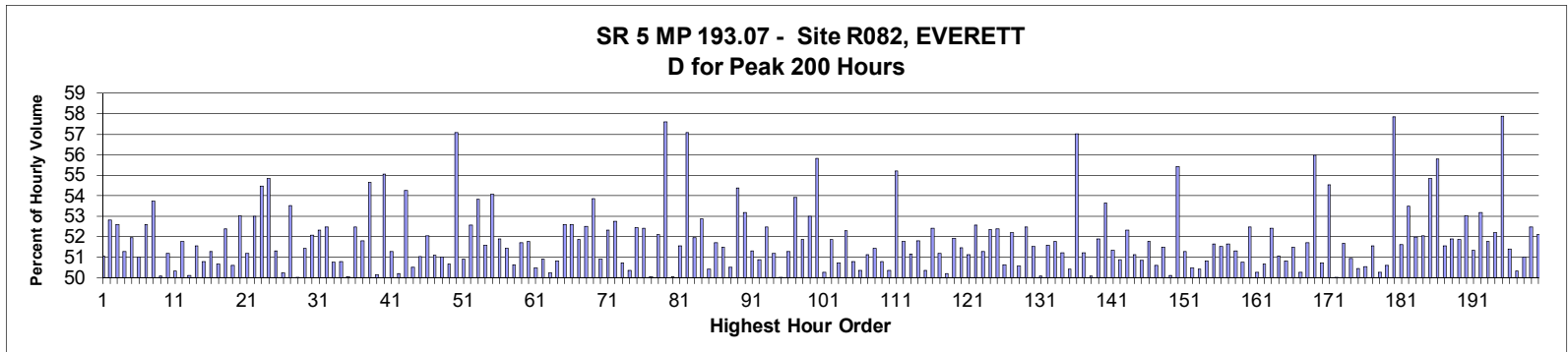


MO	DY	YR	DAY OF WK	HR	HR VOL	PERCENT OF AADT	HOUR NUMBER	AADT	EAST VOLUME	WEST VOLUME	PERCENT EAST IS OF TOTAL VOLUME	PERCENT WEST IS OF TOTAL VOLUME
10	3	2017	3	17	6,655	10.07	119	66,115	3,733	2,922	56.09	43.91
8	31	2017	5	18	6,653	10.06	120	66,115	3,731	2,922	56.08	43.92
10	18	2017	4	17	6,649	10.06	121	66,115	3,816	2,833	57.39	42.61
5	10	2017	4	18	6,645	10.05	122	66,115	3,665	2,980	55.15	44.85
12	7	2017	5	17	6,644	10.05	123	66,115	3,733	2,911	56.19	43.81
5	25	2017	5	17	6,637	10.04	124	66,115	3,730	2,907	56.20	43.80
4	26	2017	4	18	6,634	10.03	125	66,115	3,811	2,823	57.45	42.55
6	1	2017	5	17	6,633	10.03	126	66,115	3,577	3,056	53.93	46.07
9	11	2017	2	18	6,633	10.03	127	66,115	3,795	2,838	57.21	42.79
8	22	2017	3	18	6,632	10.03	128	66,115	3,828	2,804	57.72	42.28
11	20	2017	2	17	6,630	10.03	129	66,115	3,591	3,039	54.16	45.84
11	30	2017	5	18	6,630	10.03	130	66,115	3,905	2,725	58.90	41.10
8	10	2017	5	18	6,624	10.02	131	66,115	3,818	2,806	57.64	42.36
3	14	2017	3	18	6,623	10.02	132	66,115	3,882	2,741	58.61	41.39
10	25	2017	4	17	6,623	10.02	133	66,115	3,807	2,816	57.48	42.52
7	11	2017	3	18	6,622	10.02	134	66,115	3,864	2,758	58.35	41.65
10	10	2017	3	17	6,621	10.01	135	66,115	3,782	2,839	57.12	42.88
5	4	2017	5	17	6,620	10.01	136	66,115	3,724	2,896	56.25	43.75
6	27	2017	3	18	6,620	10.01	137	66,115	3,847	2,773	58.11	41.89
11	6	2017	2	17	6,619	10.01	138	66,115	3,737	2,882	56.46	43.54
9	6	2017	4	18	6,614	10.00	139	66,115	3,782	2,832	57.18	42.82
9	22	2017	6	17	6,614	10.00	140	66,115	3,562	3,052	53.86	46.14
8	31	2017	5	17	6,612	10.00	141	66,115	3,772	2,840	57.05	42.95
5	3	2017	4	17	6,606	9.99	142	66,115	3,674	2,932	55.62	44.38
9	29	2017	6	17	6,605	9.99	143	66,115	3,466	3,139	52.48	47.52
7	26	2017	4	18	6,602	9.99	144	66,115	3,831	2,771	58.03	41.97
6	7	2017	4	17	6,600	9.98	145	66,115	3,740	2,860	56.67	43.33
8	30	2017	4	18	6,600	9.98	146	66,115	3,852	2,748	58.36	41.64
9	26	2017	3	18	6,598	9.98	147	66,115	3,739	2,859	56.67	43.33
9	26	2017	3	17	6,596	9.98	148	66,115	3,669	2,927	55.62	44.38
6	6	2017	3	17	6,595	9.98	149	66,115	3,668	2,927	55.62	44.38
5	30	2017	3	18	6,592	9.97	150	66,115	3,878	2,714	58.83	41.17
5	11	2017	5	17	6,591	9.97	151	66,115	3,725	2,866	56.52	43.48
12	4	2017	2	17	6,590	9.97	152	66,115	3,801	2,789	57.68	42.32
4	17	2017	2	18	6,589	9.97	153	66,115	3,857	2,732	58.54	41.46
3	30	2017	5	18	6,582	9.96	154	66,115	3,812	2,770	57.92	42.08
5	19	2017	6	17	6,579	9.95	155	66,115	3,422	3,157	52.01	47.99
10	17	2017	3	17	6,577	9.95	156	66,115	3,723	2,854	56.61	43.39
5	18	2017	5	17	6,576	9.95	157	66,115	3,724	2,852	56.63	43.37
10	9	2017	2	18	6,576	9.95	158	66,115	3,912	2,664	59.49	40.51
10	12	2017	5	17	6,573	9.94	159	66,115	3,748	2,825	57.02	42.98
8	29	2017	3	18	6,567	9.93	160	66,115	3,817	2,750	58.12	41.88
10	30	2017	2	18	6,563	9.93	161	66,115	3,778	2,785	57.57	42.43
12	6	2017	4	17	6,560	9.92	162	66,115	3,745	2,815	57.09	42.91
3	27	2017	2	18	6,558	9.92	163	66,115	3,909	2,649	59.61	40.39
4	20	2017	5	17	6,557	9.92	164	66,115	3,702	2,855	56.46	43.54
11	6	2017	2	18	6,557	9.92	165	66,115	3,789	2,768	57.79	42.21
9	5	2017	3	18	6,554	9.91	166	66,115	3,821	2,733	58.30	41.70
9	20	2017	4	17	6,550	9.91	167	66,115	3,719	2,831	56.78	43.22
4	18	2017	3	16	6,548	9.90	168	66,115	3,698	2,850	56.48	43.52
4	12	2017	4	18	6,543	9.90	169	66,115	3,827	2,716	58.49	41.51

MO	DY	YR	DAY OF WK	HR	HR VOL	PERCENT OF AADT	HOUR NUMBER	AADT	EAST VOLUME	WEST VOLUME	PERCENT EAST IS OF TOTAL VOLUME	PERCENT WEST IS OF TOTAL VOLUME
11	16	2017	5	17	6,543	9.90	170	66,115	3,546	2,997	54.20	45.80
5	8	2017	2	17	6,539	9.89	171	66,115	3,612	2,927	55.24	44.76
8	24	2017	5	18	6,537	9.89	172	66,115	3,631	2,906	55.55	44.45
10	13	2017	6	17	6,536	9.89	173	66,115	3,538	2,998	54.13	45.87
11	15	2017	4	18	6,535	9.88	174	66,115	3,864	2,671	59.13	40.87
12	12	2017	3	17	6,535	9.88	175	66,115	3,692	2,843	56.50	43.50
5	9	2017	3	18	6,533	9.88	176	66,115	3,633	2,900	55.61	44.39
11	27	2017	2	17	6,533	9.88	177	66,115	3,718	2,815	56.91	43.09
9	18	2017	2	18	6,532	9.88	178	66,115	3,809	2,723	58.31	41.69
11	3	2017	6	18	6,531	9.88	179	66,115	3,421	3,110	52.38	47.62
4	19	2017	4	17	6,526	9.87	180	66,115	3,569	2,957	54.69	45.31
4	10	2017	2	17	6,525	9.87	181	66,115	3,490	3,035	53.49	46.51
5	9	2017	3	17	6,525	9.87	182	66,115	3,677	2,848	56.35	43.65
3	21	2017	3	18	6,522	9.86	183	66,115	3,897	2,625	59.75	40.25
12	18	2017	2	17	6,521	9.86	184	66,115	3,666	2,855	56.22	43.78
3	20	2017	2	18	6,519	9.86	185	66,115	3,879	2,640	59.50	40.50
9	18	2017	2	17	6,518	9.86	186	66,115	3,732	2,786	57.26	42.74
12	21	2017	5	17	6,518	9.86	187	66,115	3,726	2,792	57.16	42.84
5	22	2017	2	17	6,515	9.85	188	66,115	3,611	2,904	55.43	44.57
10	2	2017	2	17	6,513	9.85	189	66,115	3,691	2,822	56.67	43.33
8	2	2017	4	18	6,509	9.84	190	66,115	3,743	2,766	57.50	42.50
3	28	2017	3	18	6,508	9.84	191	66,115	3,856	2,652	59.25	40.75
6	9	2017	6	17	6,508	9.84	192	66,115	3,368	3,140	51.75	48.25
3	9	2017	5	18	6,502	9.83	193	66,115	3,728	2,774	57.34	42.66
4	17	2017	2	17	6,502	9.83	194	66,115	3,668	2,834	56.41	43.59
6	19	2017	2	18	6,500	9.83	195	66,115	3,728	2,772	57.35	42.65
8	8	2017	3	18	6,500	9.83	196	66,115	3,798	2,702	58.43	41.57
11	8	2017	4	18	6,500	9.83	197	66,115	3,734	2,766	57.45	42.55
2	28	2017	3	18	6,498	9.83	198	66,115	3,767	2,731	57.97	42.03
4	11	2017	3	17	6,498	9.83	199	66,115	3,641	2,857	56.03	43.97
3	8	2017	4	18	6,497	9.83	200	66,115	3,861	2,636	59.43	40.57



**AADT= 184,442      K 30 FACTOR= 7.27      K 100 FACTOR= 7.07      K 200 FACTOR= 6.95      D 30 FACTOR= 52.07**



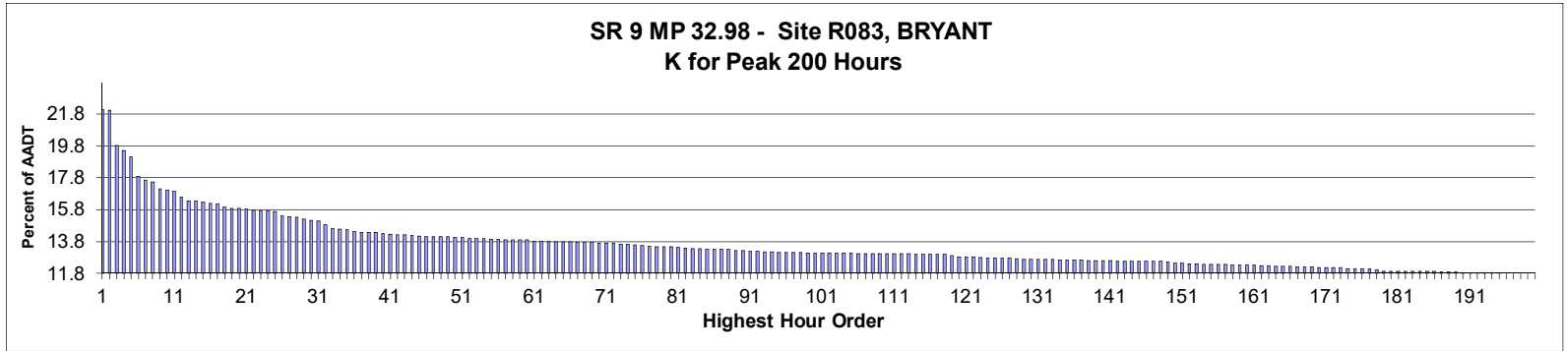
MO	DY	YR	DAY OF WK	HR	HR VOL	PERCENT OF AADT	HOUR NUMBER	AADT	NORTH VOLUME	SOUTH VOLUME	PERCENT NORTH IS OF TOTAL VOLUME	PERCENT SOUTH IS OF TOTAL VOLUME
6	9	2017	6	14	14,407	7.81	1	184,442	7,356	7,051	51.06	48.94
2	24	2017	6	14	14,060	7.62	2	184,442	7,424	6,636	52.80	47.20
2	17	2017	6	14	13,886	7.53	3	184,442	7,304	6,582	52.60	47.40
3	31	2017	6	14	13,872	7.52	4	184,442	7,114	6,758	51.28	48.72
3	24	2017	6	14	13,811	7.49	5	184,442	7,176	6,635	51.96	48.04
3	17	2017	6	14	13,764	7.46	6	184,442	7,018	6,746	50.99	49.01
6	16	2017	6	14	13,747	7.45	7	184,442	7,229	6,518	52.59	47.41
1	13	2017	6	14	13,718	7.44	8	184,442	7,369	6,349	53.72	46.28
6	10	2017	7	14	13,713	7.43	9	184,442	6,847	6,866	49.93	50.07
5	19	2017	6	14	13,673	7.41	10	184,442	6,999	6,674	51.19	48.81
9	16	2017	7	13	13,657	7.40	11	184,442	6,875	6,782	50.34	49.66
6	10	2017	7	13	13,577	7.36	12	184,442	7,030	6,547	51.78	48.22
5	14	2017	1	14	13,567	7.36	13	184,442	6,768	6,799	49.89	50.11
2	25	2017	7	15	13,566	7.36	14	184,442	6,994	6,572	51.56	48.44
9	23	2017	7	12	13,530	7.34	15	184,442	6,660	6,870	49.22	50.78
5	14	2017	1	15	13,504	7.32	16	184,442	6,923	6,581	51.27	48.73

MO	DY	YR	DAY OF WK	HR	HR VOL	PERCENT OF AADT	HOUR NUMBER	AADT	NORTH VOLUME	SOUTH VOLUME	PERCENT NORTH IS OF TOTAL VOLUME	PERCENT SOUTH IS OF TOTAL VOLUME
9	16	2017	7	14	13,477	7.31	17	184,442	6,650	6,827	49.34	50.66
12	15	2017	6	14	13,471	7.30	18	184,442	7,055	6,416	52.37	47.63
2	25	2017	7	13	13,461	7.30	19	184,442	6,810	6,651	50.59	49.41
10	20	2017	6	14	13,459	7.30	20	184,442	7,139	6,320	53.04	46.96
6	17	2017	7	12	13,456	7.30	21	184,442	6,889	6,567	51.20	48.80
11	17	2017	6	14	13,454	7.29	22	184,442	7,131	6,323	53.00	47.00
9	29	2017	6	14	13,453	7.29	23	184,442	7,326	6,127	54.46	45.54
1	27	2017	6	15	13,424	7.28	24	184,442	7,362	6,062	54.84	45.16
10	6	2017	6	14	13,421	7.28	25	184,442	6,885	6,536	51.30	48.70
5	14	2017	1	13	13,414	7.27	26	184,442	6,678	6,736	49.78	50.22
1	27	2017	6	14	13,412	7.27	27	184,442	7,177	6,235	53.51	46.49
6	10	2017	7	15	13,411	7.27	28	184,442	6,703	6,708	49.98	50.02
7	20	2017	5	14	13,407	7.27	29	184,442	6,896	6,511	51.44	48.56
6	8	2017	5	15	13,404	7.27	30	184,442	6,979	6,425	52.07	47.93
10	27	2017	6	14	13,400	7.27	31	184,442	7,009	6,391	52.31	47.69
2	11	2017	7	15	13,392	7.26	32	184,442	7,027	6,365	52.47	47.53
9	16	2017	7	12	13,388	7.26	33	184,442	6,795	6,593	50.75	49.25
6	11	2017	1	13	13,385	7.26	34	184,442	6,797	6,588	50.78	49.22
2	25	2017	7	16	13,379	7.25	35	184,442	6,683	6,696	49.95	50.05
3	25	2017	7	15	13,369	7.25	36	184,442	7,016	6,353	52.48	47.52
6	19	2017	2	15	13,364	7.25	37	184,442	6,921	6,443	51.79	48.21
1	13	2017	6	15	13,349	7.24	38	184,442	7,297	6,052	54.66	45.34
12	16	2017	7	15	13,348	7.24	39	184,442	6,692	6,656	50.13	49.87
2	10	2017	6	15	13,344	7.23	40	184,442	7,347	5,997	55.06	44.94
8	7	2017	2	14	13,318	7.22	41	184,442	6,828	6,490	51.27	48.73
5	13	2017	7	14	13,315	7.22	42	184,442	6,685	6,630	50.21	49.79
9	8	2017	6	14	13,308	7.22	43	184,442	7,219	6,089	54.25	45.75
12	16	2017	7	14	13,292	7.21	44	184,442	6,714	6,578	50.51	49.49
2	25	2017	7	14	13,287	7.20	45	184,442	6,779	6,508	51.02	48.98
3	10	2017	6	14	13,277	7.20	46	184,442	6,912	6,365	52.06	47.94
6	10	2017	7	12	13,272	7.20	47	184,442	6,780	6,492	51.08	48.92
7	6	2017	5	14	13,271	7.20	48	184,442	6,769	6,502	51.01	48.99
12	16	2017	7	13	13,271	7.20	49	184,442	6,725	6,546	50.67	49.33
3	23	2017	5	15	13,268	7.19	50	184,442	7,573	5,695	57.08	42.92
5	13	2017	7	13	13,266	7.19	51	184,442	6,753	6,513	50.90	49.10
6	2	2017	6	14	13,261	7.19	52	184,442	6,971	6,290	52.57	47.43
5	18	2017	5	15	13,257	7.19	53	184,442	7,138	6,119	53.84	46.16
12	22	2017	6	13	13,253	7.19	54	184,442	6,838	6,415	51.60	48.40
5	24	2017	4	15	13,237	7.18	55	184,442	7,159	6,078	54.08	45.92
3	25	2017	7	17	13,235	7.18	56	184,442	6,367	6,868	48.11	51.89
5	13	2017	7	15	13,235	7.18	57	184,442	6,808	6,427	51.44	48.56
8	14	2017	2	14	13,213	7.16	58	184,442	6,688	6,525	50.62	49.38
7	13	2017	5	14	13,207	7.16	59	184,442	6,831	6,376	51.72	48.28
9	15	2017	6	14	13,202	7.16	60	184,442	6,836	6,366	51.78	48.22
3	19	2017	1	14	13,191	7.15	61	184,442	6,534	6,657	49.53	50.47
6	18	2017	1	13	13,191	7.15	62	184,442	6,717	6,474	50.92	49.08
2	11	2017	7	14	13,187	7.15	63	184,442	6,563	6,624	49.77	50.23
3	31	2017	6	15	13,167	7.14	64	184,442	6,690	6,477	50.81	49.19
7	27	2017	5	14	13,164	7.14	65	184,442	6,925	6,239	52.61	47.39
5	6	2017	7	14	13,162	7.14	66	184,442	6,925	6,237	52.61	47.39
3	3	2017	6	14	13,161	7.14	67	184,442	6,827	6,334	51.87	48.13

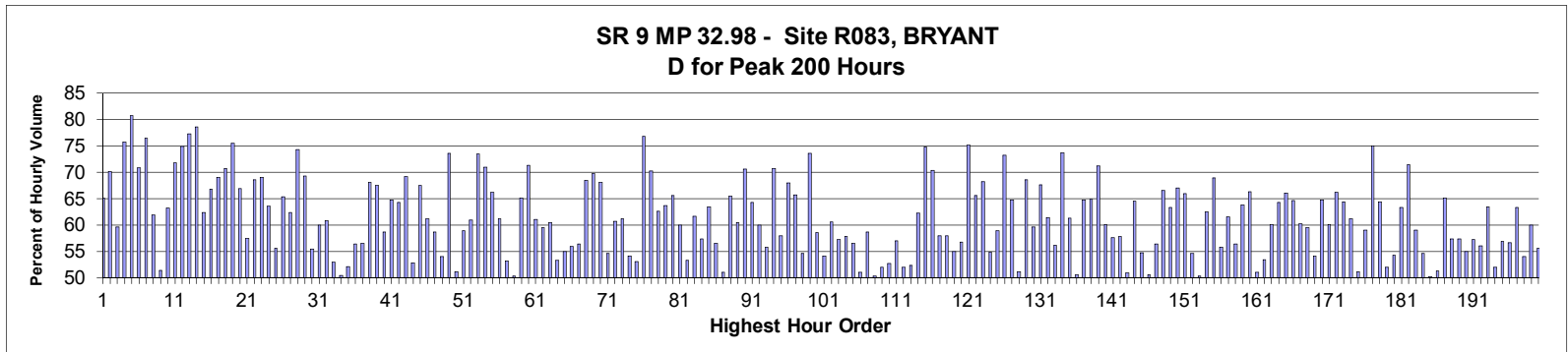
MO	DY	YR	DAY OF WK	HR	HR VOL	PERCENT OF AADT	HOUR NUMBER	AADT	NORTH VOLUME	SOUTH VOLUME	PERCENT NORTH IS OF TOTAL VOLUME	PERCENT SOUTH IS OF TOTAL VOLUME
11	18	2017	7	15	13,158	7.13	68	184,442	6,910	6,248	52.52	47.48
2	24	2017	6	15	13,156	7.13	69	184,442	7,087	6,069	53.87	46.13
2	25	2017	7	17	13,156	7.13	70	184,442	6,457	6,699	49.08	50.92
9	16	2017	7	16	13,153	7.13	71	184,442	6,270	6,883	47.67	52.33
8	3	2017	5	14	13,141	7.12	72	184,442	6,932	6,209	52.75	47.25
8	9	2017	4	14	13,140	7.12	73	184,442	6,665	6,475	50.72	49.28
9	9	2017	7	13	13,139	7.12	74	184,442	6,617	6,522	50.36	49.64
5	6	2017	7	13	13,131	7.12	75	184,442	6,884	6,247	52.43	47.57
5	12	2017	6	14	13,131	7.12	76	184,442	6,881	6,250	52.40	47.60
9	30	2017	7	15	13,128	7.12	77	184,442	6,572	6,556	50.06	49.94
9	9	2017	7	15	13,123	7.11	78	184,442	6,837	6,286	52.10	47.90
2	14	2017	3	15	13,122	7.11	79	184,442	7,557	5,565	57.59	42.41
12	9	2017	7	16	13,117	7.11	80	184,442	6,551	6,566	49.94	50.06
2	10	2017	6	14	13,109	7.11	81	184,442	6,757	6,352	51.54	48.46
2	16	2017	5	15	13,109	7.11	82	184,442	7,484	5,625	57.09	42.91
6	21	2017	4	15	13,103	7.10	83	184,442	6,806	6,297	51.94	48.06
1	14	2017	7	13	13,097	7.10	84	184,442	6,926	6,171	52.88	47.12
6	11	2017	1	17	13,093	7.10	85	184,442	6,602	6,491	50.42	49.58
5	30	2017	3	15	13,092	7.10	86	184,442	6,770	6,322	51.71	48.29
12	23	2017	7	13	13,088	7.10	87	184,442	6,739	6,349	51.49	48.51
11	4	2017	7	13	13,078	7.09	88	184,442	6,471	6,607	49.48	50.52
5	17	2017	4	15	13,069	7.09	89	184,442	7,105	5,964	54.37	45.63
9	7	2017	5	15	13,069	7.09	90	184,442	6,952	6,117	53.19	46.81
11	18	2017	7	16	13,068	7.09	91	184,442	6,707	6,361	51.32	48.68
7	30	2017	1	13	13,067	7.08	92	184,442	6,648	6,419	50.88	49.12
6	26	2017	2	15	13,059	7.08	93	184,442	6,855	6,204	52.49	47.51
6	11	2017	1	15	13,055	7.08	94	184,442	6,683	6,372	51.19	48.81
5	13	2017	7	16	13,050	7.08	95	184,442	6,527	6,523	50.02	49.98
12	26	2017	3	13	13,049	7.07	96	184,442	6,690	6,359	51.27	48.73
9	21	2017	5	15	13,047	7.07	97	184,442	7,035	6,012	53.92	46.08
8	2	2017	4	14	13,045	7.07	98	184,442	6,765	6,280	51.86	48.14
1	16	2017	2	15	13,043	7.07	99	184,442	6,914	6,129	53.01	46.99
1	20	2017	6	15	13,042	7.07	100	184,442	7,280	5,762	55.82	44.18
6	11	2017	1	14	13,042	7.07	101	184,442	6,555	6,487	50.26	49.74
8	24	2017	5	14	13,042	7.07	102	184,442	6,764	6,278	51.86	48.14
2	11	2017	7	16	13,040	7.07	103	184,442	6,612	6,428	50.71	49.29
6	9	2017	6	13	13,036	7.07	104	184,442	6,818	6,218	52.30	47.70
9	9	2017	7	14	13,029	7.06	105	184,442	6,413	6,616	49.22	50.78
8	27	2017	1	13	13,026	7.06	106	184,442	6,559	6,467	50.35	49.65
5	13	2017	7	12	13,022	7.06	107	184,442	6,658	6,364	51.13	48.87
12	23	2017	7	14	13,020	7.06	108	184,442	6,695	6,325	51.42	48.58
6	2	2017	6	15	13,014	7.06	109	184,442	6,608	6,406	50.78	49.22
2	20	2017	2	14	13,011	7.05	110	184,442	6,459	6,552	49.64	50.36
3	16	2017	5	15	13,009	7.05	111	184,442	7,181	5,828	55.20	44.80
11	17	2017	6	15	13,005	7.05	112	184,442	6,732	6,273	51.76	48.24
7	27	2017	5	15	13,002	7.05	113	184,442	6,649	6,353	51.14	48.86
7	26	2017	4	14	13,001	7.05	114	184,442	6,736	6,265	51.81	48.19
3	19	2017	1	13	13,000	7.05	115	184,442	6,452	6,548	49.63	50.37
8	19	2017	7	11	12,996	7.05	116	184,442	6,813	6,183	52.42	47.58
10	1	2017	1	15	12,991	7.04	117	184,442	6,342	6,649	48.82	51.18
7	16	2017	1	14	12,985	7.04	118	184,442	6,465	6,520	49.79	50.21

MO	DY	YR	DAY OF WK	HR	HR VOL	PERCENT OF AADT	HOUR NUMBER	AADT	NORTH VOLUME	SOUTH VOLUME	PERCENT NORTH IS OF TOTAL VOLUME	PERCENT SOUTH IS OF TOTAL VOLUME
3	23	2017	5	14	12,984	7.04	119	184,442	6,743	6,241	51.93	48.07
5	13	2017	7	17	12,984	7.04	120	184,442	6,301	6,683	48.53	51.47
6	18	2017	1	14	12,982	7.04	121	184,442	6,636	6,346	51.12	48.88
1	6	2017	6	14	12,979	7.04	122	184,442	6,823	6,156	52.57	47.43
9	16	2017	7	15	12,979	7.04	123	184,442	6,324	6,655	48.72	51.28
12	8	2017	6	14	12,976	7.04	124	184,442	6,794	6,182	52.36	47.64
8	24	2017	5	15	12,973	7.03	125	184,442	6,794	6,179	52.37	47.63
5	6	2017	7	17	12,968	7.03	126	184,442	6,403	6,565	49.38	50.62
6	10	2017	7	11	12,968	7.03	127	184,442	6,769	6,199	52.20	47.80
8	20	2017	1	15	12,967	7.03	128	184,442	6,558	6,409	50.57	49.43
7	22	2017	7	11	12,966	7.03	129	184,442	6,805	6,161	52.48	47.52
8	18	2017	6	13	12,964	7.03	130	184,442	6,680	6,284	51.53	48.47
9	24	2017	1	13	12,964	7.03	131	184,442	6,470	6,494	49.91	50.09
10	14	2017	7	17	12,961	7.03	132	184,442	6,275	6,686	48.41	51.59
8	15	2017	3	14	12,958	7.03	133	184,442	6,710	6,248	51.78	48.22
9	29	2017	6	15	12,949	7.02	134	184,442	6,632	6,317	51.22	48.78
6	10	2017	7	16	12,947	7.02	135	184,442	6,421	6,526	49.59	50.41
3	28	2017	3	15	12,943	7.02	136	184,442	7,379	5,564	57.01	42.99
8	8	2017	3	14	12,942	7.02	137	184,442	6,630	6,312	51.23	48.77
12	9	2017	7	17	12,941	7.02	138	184,442	6,462	6,479	49.93	50.07
8	10	2017	5	14	12,937	7.01	139	184,442	6,712	6,225	51.88	48.12
5	10	2017	4	15	12,935	7.01	140	184,442	6,939	5,996	53.65	46.35
9	23	2017	7	11	12,935	7.01	141	184,442	6,640	6,295	51.33	48.67
6	17	2017	7	11	12,934	7.01	142	184,442	6,579	6,355	50.87	49.13
1	20	2017	6	14	12,931	7.01	143	184,442	6,764	6,167	52.31	47.69
3	26	2017	1	14	12,930	7.01	144	184,442	6,609	6,321	51.11	48.89
7	5	2017	4	14	12,926	7.01	145	184,442	6,353	6,573	49.15	50.85
2	11	2017	7	13	12,925	7.01	146	184,442	6,692	6,233	51.78	48.22
7	5	2017	4	15	12,921	7.01	147	184,442	6,537	6,384	50.59	49.41
12	9	2017	7	13	12,920	7.00	148	184,442	6,653	6,267	51.49	48.51
9	23	2017	7	17	12,919	7.00	149	184,442	6,446	6,473	49.90	50.10
12	27	2017	4	15	12,919	7.00	150	184,442	7,160	5,759	55.42	44.58
6	11	2017	1	18	12,913	7.00	151	184,442	6,622	6,291	51.28	48.72
1	16	2017	2	14	12,912	7.00	152	184,442	6,517	6,395	50.47	49.53
8	17	2017	5	14	12,909	7.00	153	184,442	6,507	6,402	50.41	49.59
5	14	2017	1	16	12,908	7.00	154	184,442	6,350	6,558	49.19	50.81
8	27	2017	1	15	12,900	6.99	155	184,442	6,664	6,236	51.66	48.34
9	8	2017	6	15	12,900	6.99	156	184,442	6,646	6,254	51.52	48.48
7	12	2017	4	14	12,898	6.99	157	184,442	6,660	6,238	51.64	48.36
7	23	2017	1	13	12,891	6.99	158	184,442	6,616	6,275	51.32	48.68
8	14	2017	2	15	12,891	6.99	159	184,442	6,542	6,349	50.75	49.25
6	22	2017	5	14	12,886	6.99	160	184,442	6,762	6,124	52.48	47.52
2	11	2017	7	17	12,883	6.98	161	184,442	6,406	6,477	49.72	50.28
8	1	2017	3	15	12,880	6.98	162	184,442	6,526	6,354	50.67	49.33
2	17	2017	6	15	12,878	6.98	163	184,442	6,748	6,130	52.40	47.60
5	6	2017	7	15	12,877	6.98	164	184,442	6,576	6,301	51.07	48.93
11	18	2017	7	17	12,875	6.98	165	184,442	6,330	6,545	49.17	50.83
8	16	2017	4	14	12,866	6.98	166	184,442	6,625	6,241	51.49	48.51
10	21	2017	7	13	12,865	6.98	167	184,442	6,469	6,396	50.28	49.72
12	1	2017	6	14	12,858	6.97	168	184,442	6,648	6,210	51.70	48.30
9	6	2017	4	15	12,857	6.97	169	184,442	7,195	5,662	55.96	44.04

MO	DY	YR	DAY OF WK	HR	HR VOL	PERCENT OF AADT	HOUR NUMBER	AADT	NORTH VOLUME	SOUTH VOLUME	PERCENT NORTH IS OF TOTAL VOLUME	PERCENT SOUTH IS OF TOTAL VOLUME
7	16	2017	1	15	12,855	6.97	170	184,442	6,519	6,336	50.71	49.29
9	20	2017	4	15	12,855	6.97	171	184,442	7,010	5,845	54.53	45.47
10	8	2017	1	13	12,855	6.97	172	184,442	6,425	6,430	49.98	50.02
2	18	2017	7	13	12,854	6.97	173	184,442	6,644	6,210	51.69	48.31
8	6	2017	1	13	12,852	6.97	174	184,442	6,545	6,307	50.93	49.07
8	20	2017	1	13	12,851	6.97	175	184,442	6,366	6,485	49.54	50.46
9	30	2017	7	12	12,850	6.97	176	184,442	6,495	6,355	50.54	49.46
5	6	2017	7	12	12,848	6.97	177	184,442	6,622	6,226	51.54	48.46
9	23	2017	7	18	12,847	6.97	178	184,442	6,392	6,455	49.75	50.25
11	25	2017	7	15	12,847	6.97	179	184,442	6,348	6,499	49.41	50.59
3	21	2017	3	15	12,846	6.96	180	184,442	7,432	5,414	57.85	42.15
10	14	2017	7	12	12,846	6.96	181	184,442	6,630	6,216	51.61	48.39
3	4	2017	7	15	12,843	6.96	182	184,442	6,871	5,972	53.50	46.50
9	30	2017	7	13	12,841	6.96	183	184,442	6,168	6,673	48.03	51.97
8	31	2017	5	14	12,840	6.96	184	184,442	6,685	6,155	52.06	47.94
10	11	2017	4	15	12,840	6.96	185	184,442	7,040	5,800	54.83	45.17
3	20	2017	2	15	12,836	6.96	186	184,442	7,162	5,674	55.80	44.20
9	23	2017	7	16	12,833	6.96	187	184,442	6,216	6,617	48.44	51.56
7	11	2017	3	15	12,832	6.96	188	184,442	6,658	6,174	51.89	48.11
3	25	2017	7	14	12,831	6.96	189	184,442	6,654	6,177	51.86	48.14
6	3	2017	7	15	12,831	6.96	190	184,442	6,805	6,026	53.04	46.96
2	25	2017	7	12	12,830	6.96	191	184,442	6,244	6,586	48.67	51.33
5	9	2017	3	15	12,830	6.96	192	184,442	6,822	6,008	53.17	46.83
7	21	2017	6	13	12,827	6.95	193	184,442	6,639	6,188	51.76	48.24
9	5	2017	3	15	12,827	6.95	194	184,442	6,697	6,130	52.21	47.79
3	29	2017	4	15	12,825	6.95	195	184,442	7,425	5,400	57.89	42.11
2	23	2017	5	14	12,823	6.95	196	184,442	6,590	6,233	51.39	48.61
9	17	2017	1	13	12,823	6.95	197	184,442	6,370	6,453	49.68	50.32
3	16	2017	5	14	12,820	6.95	198	184,442	6,539	6,281	51.01	48.99
8	23	2017	4	14	12,820	6.95	199	184,442	6,725	6,095	52.46	47.54
8	22	2017	3	14	12,817	6.95	200	184,442	6,679	6,138	52.11	47.89



**AADT= 2,280      K 30 FACTOR= 15.18      K 100 FACTOR= 13.11      K 200 FACTOR= 11.84      D 30 FACTOR= 55.49**



MO	DY	YR	DAY OF WK	HR	HR VOL	PERCENT OF AADT	HOUR NUMBER	AADT	NORTH VOLUME	SOUTH VOLUME	PERCENT NORTH IS OF TOTAL VOLUME	PERCENT SOUTH IS OF TOTAL VOLUME
4	16	2017	1	15	504	22.11	1	2,280	328	176	65.08	34.92
4	16	2017	1	14	503	22.06	2	2,280	353	150	70.18	29.82
4	16	2017	1	16	453	19.87	3	2,280	270	183	59.60	40.40
4	16	2017	1	19	446	19.56	4	2,280	108	338	24.22	75.78
9	24	2017	1	11	437	19.17	5	2,280	353	84	80.78	19.22
4	16	2017	1	13	409	17.94	6	2,280	290	119	70.90	29.10
8	20	2017	1	15	403	17.68	7	2,280	95	308	23.57	76.43
8	20	2017	1	14	401	17.59	8	2,280	153	248	38.15	61.85
4	16	2017	1	17	391	17.15	9	2,280	201	190	51.41	48.59
9	4	2017	2	14	389	17.06	10	2,280	143	246	36.76	63.24
8	20	2017	1	16	387	16.97	11	2,280	109	278	28.17	71.83
5	20	2017	7	13	379	16.62	12	2,280	284	95	74.93	25.07
4	16	2017	1	20	374	16.40	13	2,280	85	289	22.73	77.27
8	20	2017	1	18	374	16.40	14	2,280	80	294	21.39	78.61
9	24	2017	1	17	372	16.32	15	2,280	140	232	37.63	62.37
4	16	2017	1	18	370	16.23	16	2,280	123	247	33.24	66.76

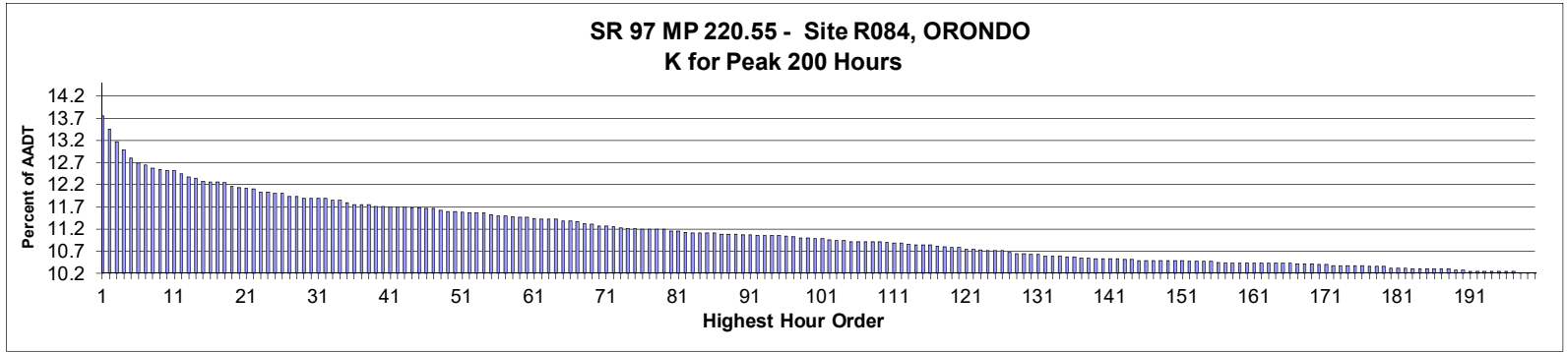


MO	DY	YR	DAY OF WK	HR	HR VOL	PERCENT OF AADT	HOUR NUMBER	AADT	NORTH VOLUME	SOUTH VOLUME	PERCENT NORTH IS OF TOTAL VOLUME	PERCENT SOUTH IS OF TOTAL VOLUME
5	29	2017	2	17	369	16.18	17	2,280	114	255	30.89	69.11
8	27	2017	1	18	365	16.01	18	2,280	107	258	29.32	70.68
5	27	2017	7	13	363	15.92	19	2,280	274	89	75.48	24.52
5	27	2017	7	15	363	15.92	20	2,280	243	120	66.94	33.06
5	21	2017	1	14	362	15.88	21	2,280	208	154	57.46	42.54
7	8	2017	7	18	360	15.79	22	2,280	247	113	68.61	31.39
5	27	2017	7	14	359	15.75	23	2,280	248	111	69.08	30.92
9	4	2017	2	15	359	15.75	24	2,280	131	228	36.49	63.51
5	29	2017	2	15	358	15.70	25	2,280	159	199	44.41	55.59
8	27	2017	1	17	352	15.44	26	2,280	122	230	34.66	65.34
5	28	2017	1	13	351	15.39	27	2,280	219	132	62.39	37.61
8	20	2017	1	17	350	15.35	28	2,280	90	260	25.71	74.29
9	2	2017	7	14	348	15.26	29	2,280	241	107	69.25	30.75
9	4	2017	2	13	346	15.18	30	2,280	154	192	44.51	55.49
9	3	2017	1	14	345	15.13	31	2,280	207	138	60.00	40.00
5	28	2017	1	15	339	14.87	32	2,280	206	133	60.77	39.23
6	25	2017	1	15	334	14.65	33	2,280	157	177	47.01	52.99
7	30	2017	1	15	333	14.61	34	2,280	165	168	49.55	50.45
6	25	2017	1	14	332	14.56	35	2,280	159	173	47.89	52.11
4	21	2017	6	16	330	14.47	36	2,280	186	144	56.36	43.64
7	4	2017	3	13	329	14.43	37	2,280	186	143	56.53	43.47
8	6	2017	1	16	329	14.43	38	2,280	105	224	31.91	68.09
8	27	2017	1	16	329	14.43	39	2,280	107	222	32.52	67.48
4	21	2017	6	17	327	14.34	40	2,280	192	135	58.72	41.28
7	3	2017	2	16	326	14.30	41	2,280	211	115	64.72	35.28
8	4	2017	6	18	325	14.25	42	2,280	209	116	64.31	35.69
8	6	2017	1	17	325	14.25	43	2,280	100	225	30.77	69.23
5	29	2017	2	13	324	14.21	44	2,280	153	171	47.22	52.78
9	1	2017	6	16	323	14.17	45	2,280	218	105	67.49	32.51
5	26	2017	6	17	322	14.12	46	2,280	197	125	61.18	38.82
5	27	2017	7	16	322	14.12	47	2,280	189	133	58.70	41.30
7	4	2017	3	15	322	14.12	48	2,280	174	148	54.04	45.96
9	2	2017	7	13	322	14.12	49	2,280	237	85	73.60	26.40
8	12	2017	7	16	321	14.08	50	2,280	157	164	48.91	51.09
9	4	2017	2	16	321	14.08	51	2,280	132	189	41.12	58.88
5	29	2017	2	14	320	14.04	52	2,280	125	195	39.06	60.94
7	1	2017	7	15	320	14.04	53	2,280	235	85	73.44	26.56
9	24	2017	1	18	320	14.04	54	2,280	93	227	29.06	70.94
5	28	2017	1	12	319	13.99	55	2,280	211	108	66.14	33.86
9	2	2017	7	16	319	13.99	56	2,280	195	124	61.13	38.87
5	21	2017	1	13	318	13.95	57	2,280	169	149	53.14	46.86
8	26	2017	7	17	318	13.95	58	2,280	158	160	49.69	50.31
9	1	2017	6	17	318	13.95	59	2,280	207	111	65.09	34.91
9	4	2017	2	17	318	13.95	60	2,280	91	227	28.62	71.38
7	9	2017	1	16	316	13.86	61	2,280	123	193	38.92	61.08
7	15	2017	7	13	316	13.86	62	2,280	188	128	59.49	40.51
7	22	2017	7	13	316	13.86	63	2,280	191	125	60.44	39.56
5	21	2017	1	15	315	13.82	64	2,280	147	168	46.67	53.33
7	30	2017	1	16	315	13.82	65	2,280	142	173	45.08	54.92
8	19	2017	7	14	315	13.82	66	2,280	176	139	55.87	44.13
5	28	2017	1	14	314	13.77	67	2,280	177	137	56.37	43.63

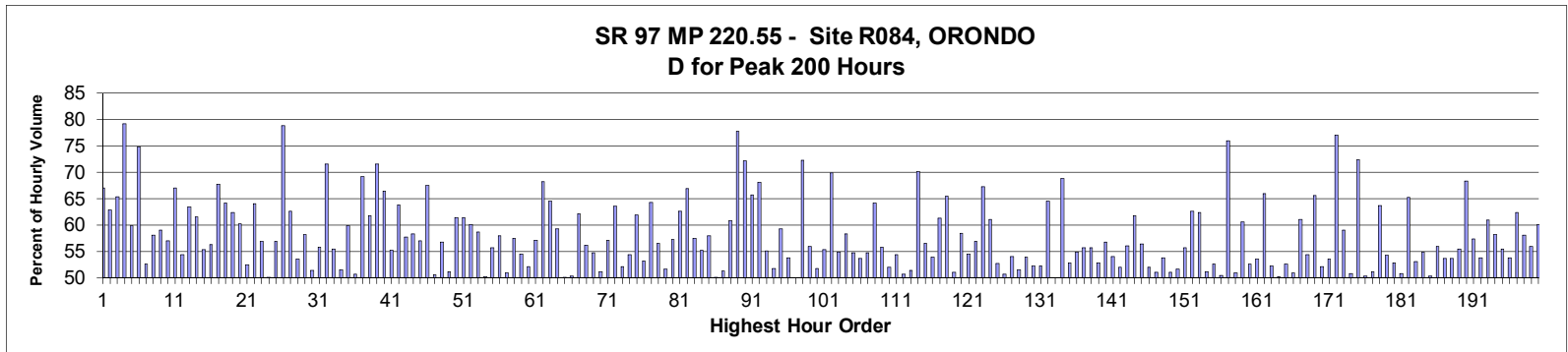
MO	DY	YR	DAY OF WK	HR	HR VOL	PERCENT OF AADT	HOUR NUMBER	AADT	NORTH VOLUME	SOUTH VOLUME	PERCENT NORTH IS OF TOTAL VOLUME	PERCENT SOUTH IS OF TOTAL VOLUME
6	23	2017	6	16	314	13.77	68	2,280	215	99	68.47	31.53
9	23	2017	7	11	314	13.77	69	2,280	95	219	30.25	69.75
4	15	2017	7	14	313	13.73	70	2,280	213	100	68.05	31.95
6	25	2017	1	16	313	13.73	71	2,280	142	171	45.37	54.63
7	30	2017	1	17	313	13.73	72	2,280	123	190	39.30	60.70
4	15	2017	7	16	312	13.68	73	2,280	191	121	61.22	38.78
9	24	2017	1	13	312	13.68	74	2,280	169	143	54.17	45.83
4	15	2017	7	17	311	13.64	75	2,280	165	146	53.05	46.95
7	9	2017	1	18	310	13.60	76	2,280	72	238	23.23	76.77
9	2	2017	7	15	309	13.55	77	2,280	217	92	70.23	29.77
7	2	2017	1	14	308	13.51	78	2,280	193	115	62.66	37.34
7	3	2017	2	17	308	13.51	79	2,280	196	112	63.64	36.36
8	9	2017	4	18	308	13.51	80	2,280	202	106	65.58	34.42
6	24	2017	7	17	307	13.46	81	2,280	123	184	40.07	59.93
8	27	2017	1	15	306	13.42	82	2,280	143	163	46.73	53.27
4	21	2017	6	18	305	13.38	83	2,280	188	117	61.64	38.36
9	3	2017	1	16	305	13.38	84	2,280	130	175	42.62	57.38
5	29	2017	2	16	304	13.33	85	2,280	111	193	36.51	63.49
6	25	2017	1	13	304	13.33	86	2,280	172	132	56.58	43.42
7	9	2017	1	14	304	13.33	87	2,280	149	155	49.01	50.99
8	13	2017	1	16	304	13.33	88	2,280	105	199	34.54	65.46
4	15	2017	7	18	303	13.29	89	2,280	120	183	39.60	60.40
5	27	2017	7	12	303	13.29	90	2,280	214	89	70.63	29.37
5	28	2017	1	11	302	13.25	91	2,280	194	108	64.24	35.76
8	26	2017	7	15	302	13.25	92	2,280	181	121	59.93	40.07
7	23	2017	1	16	301	13.20	93	2,280	133	168	44.19	55.81
8	5	2017	7	14	301	13.20	94	2,280	213	88	70.76	29.24
6	24	2017	7	18	300	13.16	95	2,280	174	126	58.00	42.00
8	12	2017	7	12	300	13.16	96	2,280	204	96	68.00	32.00
8	19	2017	7	13	300	13.16	97	2,280	197	103	65.67	34.33
9	3	2017	1	15	300	13.16	98	2,280	164	136	54.67	45.33
7	3	2017	2	18	299	13.11	99	2,280	220	79	73.58	26.42
7	8	2017	7	17	299	13.11	100	2,280	175	124	58.53	41.47
7	16	2017	1	15	299	13.11	101	2,280	137	162	45.82	54.18
7	29	2017	7	14	299	13.11	102	2,280	181	118	60.54	39.46
7	30	2017	1	13	299	13.11	103	2,280	171	128	57.19	42.81
8	6	2017	1	15	299	13.11	104	2,280	126	173	42.14	57.86
8	12	2017	7	15	299	13.11	105	2,280	169	130	56.52	43.48
5	28	2017	1	16	298	13.07	106	2,280	146	152	48.99	51.01
7	15	2017	7	15	298	13.07	107	2,280	175	123	58.72	41.28
7	16	2017	1	14	298	13.07	108	2,280	148	150	49.66	50.34
7	23	2017	1	15	298	13.07	109	2,280	155	143	52.01	47.99
7	30	2017	1	12	298	13.07	110	2,280	157	141	52.68	47.32
8	19	2017	7	17	298	13.07	111	2,280	128	170	42.95	57.05
8	20	2017	1	13	298	13.07	112	2,280	143	155	47.99	52.01
8	27	2017	1	14	298	13.07	113	2,280	156	142	52.35	47.65
4	16	2017	1	12	297	13.03	114	2,280	185	112	62.29	37.71
4	23	2017	1	18	297	13.03	115	2,280	75	222	25.25	74.75
7	9	2017	1	17	297	13.03	116	2,280	88	209	29.63	70.37
7	29	2017	7	15	297	13.03	117	2,280	172	125	57.91	42.09
8	5	2017	7	13	297	13.03	118	2,280	172	125	57.91	42.09

MO	DY	YR	DAY OF WK	HR	VOL	PERCENT OF AADT	HOUR NUMBER	AADT	NORTH VOLUME	SOUTH VOLUME	PERCENT NORTH IS OF TOTAL VOLUME	PERCENT SOUTH IS OF TOTAL VOLUME
9	3	2017	1	17	295	12.94	119	2,280	133	162	45.08	54.92
7	8	2017	7	14	294	12.89	120	2,280	167	127	56.80	43.20
8	6	2017	1	18	294	12.89	121	2,280	73	221	24.83	75.17
8	13	2017	1	17	294	12.89	122	2,280	101	193	34.35	65.65
7	16	2017	1	17	293	12.85	123	2,280	93	200	31.74	68.26
7	16	2017	1	13	292	12.81	124	2,280	160	132	54.79	45.21
8	5	2017	7	15	292	12.81	125	2,280	172	120	58.90	41.10
9	4	2017	2	18	292	12.81	126	2,280	78	214	26.71	73.29
9	24	2017	1	12	292	12.81	127	2,280	189	103	64.73	35.27
7	8	2017	7	15	291	12.76	128	2,280	149	142	51.20	48.80
5	27	2017	7	11	290	12.72	129	2,280	199	91	68.62	31.38
6	24	2017	7	15	290	12.72	130	2,280	173	117	59.66	40.34
7	1	2017	7	14	290	12.72	131	2,280	196	94	67.59	32.41
8	26	2017	7	12	290	12.72	132	2,280	178	112	61.38	38.62
9	23	2017	7	16	290	12.72	133	2,280	163	127	56.21	43.79
1	27	2017	6	16	289	12.68	134	2,280	213	76	73.70	26.30
5	7	2017	1	16	289	12.68	135	2,280	112	177	38.75	61.25
7	4	2017	3	14	289	12.68	136	2,280	146	143	50.52	49.48
9	24	2017	1	16	289	12.68	137	2,280	102	187	35.29	64.71
4	15	2017	7	15	288	12.63	138	2,280	187	101	64.93	35.07
6	23	2017	6	17	288	12.63	139	2,280	205	83	71.18	28.82
7	22	2017	7	14	288	12.63	140	2,280	173	115	60.07	39.93
7	30	2017	1	18	288	12.63	141	2,280	122	166	42.36	57.64
5	21	2017	1	17	287	12.59	142	2,280	121	166	42.16	57.84
5	27	2017	7	17	287	12.59	143	2,280	141	146	49.13	50.87
7	2	2017	1	13	287	12.59	144	2,280	185	102	64.46	35.54
7	5	2017	4	17	287	12.59	145	2,280	157	130	54.70	45.30
8	5	2017	7	17	287	12.59	146	2,280	145	142	50.52	49.48
8	11	2017	6	16	287	12.59	147	2,280	162	125	56.45	43.55
9	3	2017	1	13	287	12.59	148	2,280	191	96	66.55	33.45
6	24	2017	7	14	286	12.54	149	2,280	181	105	63.29	36.71
7	23	2017	1	18	285	12.50	150	2,280	94	191	32.98	67.02
9	1	2017	6	15	285	12.50	151	2,280	188	97	65.96	34.04
8	5	2017	7	16	284	12.46	152	2,280	155	129	54.58	45.42
8	12	2017	7	17	284	12.46	153	2,280	141	143	49.65	50.35
7	23	2017	1	17	283	12.41	154	2,280	106	177	37.46	62.54
8	25	2017	6	18	283	12.41	155	2,280	195	88	68.90	31.10
9	23	2017	7	17	283	12.41	156	2,280	158	125	55.83	44.17
9	24	2017	1	10	283	12.41	157	2,280	174	109	61.48	38.52
5	29	2017	2	12	282	12.37	158	2,280	123	159	43.62	56.38
7	1	2017	7	13	282	12.37	159	2,280	180	102	63.83	36.17
9	2	2017	7	12	282	12.37	160	2,280	187	95	66.31	33.69
9	4	2017	2	12	282	12.37	161	2,280	144	138	51.06	48.94
3	19	2017	1	15	281	12.32	162	2,280	150	131	53.38	46.62
6	24	2017	7	12	281	12.32	163	2,280	169	112	60.14	39.86
7	15	2017	7	14	280	12.28	164	2,280	180	100	64.29	35.71
8	11	2017	6	17	280	12.28	165	2,280	185	95	66.07	33.93
8	25	2017	6	17	280	12.28	166	2,280	181	99	64.64	35.36
7	1	2017	7	16	279	12.24	167	2,280	168	111	60.22	39.78
7	7	2017	6	18	279	12.24	168	2,280	166	113	59.50	40.50
10	28	2017	7	17	279	12.24	169	2,280	128	151	45.88	54.12

MO	DY	YR	DAY OF WK	HR	HR VOL	PERCENT OF AADT	HOUR NUMBER	AADT	NORTH VOLUME	SOUTH VOLUME	PERCENT NORTH IS OF TOTAL VOLUME	PERCENT SOUTH IS OF TOTAL VOLUME
6	25	2017	1	17	278	12.19	170	2,280	98	180	35.25	64.75
7	14	2017	6	18	278	12.19	171	2,280	167	111	60.07	39.93
8	3	2017	5	18	278	12.19	172	2,280	184	94	66.19	33.81
9	3	2017	1	12	278	12.19	173	2,280	179	99	64.39	35.61
6	4	2017	1	16	276	12.11	174	2,280	107	169	38.77	61.23
7	2	2017	1	16	276	12.11	175	2,280	141	135	51.09	48.91
8	12	2017	7	13	276	12.11	176	2,280	163	113	59.06	40.94
8	27	2017	1	19	276	12.11	177	2,280	69	207	25.00	75.00
9	1	2017	6	18	275	12.06	178	2,280	177	98	64.36	35.64
5	20	2017	7	17	273	11.97	179	2,280	131	142	47.99	52.01
5	21	2017	1	16	273	11.97	180	2,280	125	148	45.79	54.21
5	28	2017	1	18	273	11.97	181	2,280	100	173	36.63	63.37
5	29	2017	2	18	273	11.97	182	2,280	78	195	28.57	71.43
6	25	2017	1	12	273	11.97	183	2,280	161	112	58.97	41.03
7	2	2017	1	17	273	11.97	184	2,280	124	149	45.42	54.58
8	19	2017	7	16	273	11.97	185	2,280	137	136	50.18	49.82
9	2	2017	7	17	273	11.97	186	2,280	133	140	48.72	51.28
5	26	2017	6	16	272	11.93	187	2,280	177	95	65.07	34.93
8	10	2017	5	17	272	11.93	188	2,280	156	116	57.35	42.65
9	28	2017	5	17	272	11.93	189	2,280	156	116	57.35	42.65
6	17	2017	7	16	271	11.89	190	2,280	149	122	54.98	45.02
7	2	2017	1	15	271	11.89	191	2,280	155	116	57.20	42.80
7	4	2017	3	16	271	11.89	192	2,280	119	152	43.91	56.09
7	4	2017	3	17	271	11.89	193	2,280	99	172	36.53	63.47
7	29	2017	7	16	271	11.89	194	2,280	130	141	47.97	52.03
8	26	2017	7	16	271	11.89	195	2,280	154	117	56.83	43.17
3	19	2017	1	16	270	11.84	196	2,280	117	153	43.33	56.67
5	20	2017	7	12	270	11.84	197	2,280	171	99	63.33	36.67
6	17	2017	7	15	270	11.84	198	2,280	146	124	54.07	45.93
7	3	2017	2	15	270	11.84	199	2,280	162	108	60.00	40.00
8	6	2017	1	14	270	11.84	200	2,280	120	150	44.44	55.56



**AADT= 5,156      K 30 FACTOR= 11.89      K 100 FACTOR= 10.98      K 200 FACTOR= 10.22      D 30 FACTOR= 51.39**



MO	DY	YR	DAY OF WK	HR	HR VOL	PERCENT OF AADT	HOUR NUMBER	AADT	NORTH VOLUME	SOUTH VOLUME	PERCENT NORTH IS OF TOTAL VOLUME	PERCENT SOUTH IS OF TOTAL VOLUME
10	13	2017	6	16	709	13.75	1	5,156	475	234	67.00	33.00
10	13	2017	6	17	694	13.46	2	5,156	436	258	62.82	37.18
5	26	2017	6	17	679	13.17	3	5,156	444	235	65.39	34.61
10	22	2017	1	13	670	12.99	4	5,156	139	531	20.75	79.25
7	3	2017	2	13	660	12.80	5	5,156	265	395	40.15	59.85
10	22	2017	1	15	654	12.68	6	5,156	165	489	25.23	74.77
10	6	2017	6	16	652	12.65	7	5,156	309	343	47.39	52.61
9	1	2017	6	16	648	12.57	8	5,156	376	272	58.02	41.98
7	5	2017	4	13	647	12.55	9	5,156	265	382	40.96	59.04
7	1	2017	7	12	645	12.51	10	5,156	368	277	57.05	42.95
10	22	2017	1	16	645	12.51	11	5,156	213	432	33.02	66.98
10	20	2017	6	17	642	12.45	12	5,156	349	293	54.36	45.64
7	23	2017	1	13	638	12.37	13	5,156	233	405	36.52	63.48
8	20	2017	1	13	637	12.35	14	5,156	245	392	38.46	61.54
7	21	2017	6	16	633	12.28	15	5,156	350	283	55.29	44.71
7	16	2017	1	14	632	12.26	16	5,156	276	356	43.67	56.33

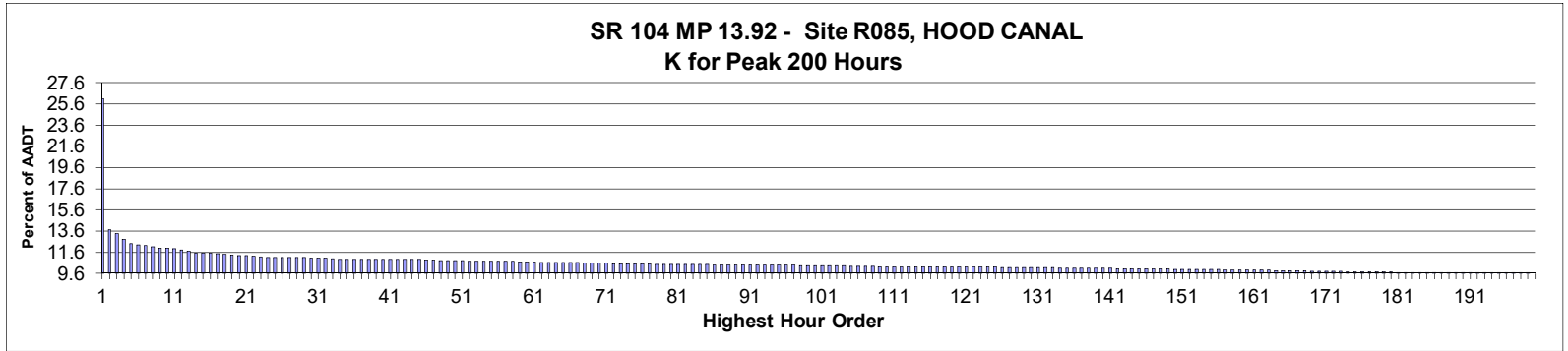
MO	DY	YR	DAY OF WK	HR	HR VOL	PERCENT OF AADT	HOUR NUMBER	AADT	NORTH VOLUME	SOUTH VOLUME	PERCENT NORTH IS OF TOTAL VOLUME	PERCENT SOUTH IS OF TOTAL VOLUME
8	7	2017	2	14	632	12.26	17	5,156	204	428	32.28	67.72
9	1	2017	6	17	631	12.24	18	5,156	405	226	64.18	35.82
8	13	2017	1	14	627	12.16	19	5,156	236	391	37.64	62.36
7	3	2017	2	12	626	12.14	20	5,156	249	377	39.78	60.22
8	31	2017	5	17	625	12.12	21	5,156	297	328	47.52	52.48
10	13	2017	6	15	624	12.10	22	5,156	400	224	64.10	35.90
6	30	2017	6	15	621	12.04	23	5,156	353	268	56.84	43.16
7	2	2017	1	13	621	12.04	24	5,156	311	310	50.08	49.92
7	23	2017	1	14	619	12.01	25	5,156	267	352	43.13	56.87
10	22	2017	1	14	619	12.01	26	5,156	131	488	21.16	78.84
6	30	2017	6	16	615	11.93	27	5,156	385	230	62.60	37.40
9	1	2017	6	15	615	11.93	28	5,156	329	286	53.50	46.50
7	1	2017	7	14	613	11.89	29	5,156	357	256	58.24	41.76
8	25	2017	6	16	613	11.89	30	5,156	315	298	51.39	48.61
8	31	2017	5	18	613	11.89	31	5,156	342	271	55.79	44.21
10	13	2017	6	18	613	11.89	32	5,156	439	174	71.62	28.38
7	14	2017	6	16	611	11.85	33	5,156	339	272	55.48	44.52
7	21	2017	6	14	611	11.85	34	5,156	315	296	51.55	48.45
7	24	2017	2	13	608	11.79	35	5,156	244	364	40.13	59.87
4	27	2017	5	16	606	11.75	36	5,156	307	299	50.66	49.34
8	13	2017	1	13	606	11.75	37	5,156	187	419	30.86	69.14
8	20	2017	1	14	606	11.75	38	5,156	232	374	38.28	61.72
7	16	2017	1	12	604	11.71	39	5,156	172	432	28.48	71.52
8	13	2017	1	12	604	11.71	40	5,156	203	401	33.61	66.39
5	12	2017	6	16	603	11.70	41	5,156	333	270	55.22	44.78
7	5	2017	4	12	603	11.70	42	5,156	218	385	36.15	63.85
7	21	2017	6	15	603	11.70	43	5,156	348	255	57.71	42.29
7	1	2017	7	13	602	11.68	44	5,156	351	251	58.31	41.69
8	11	2017	6	13	602	11.68	45	5,156	343	259	56.98	43.02
5	26	2017	6	16	601	11.66	46	5,156	406	195	67.55	32.45
10	12	2017	5	16	601	11.66	47	5,156	297	304	49.42	50.58
7	7	2017	6	17	599	11.62	48	5,156	340	259	56.76	43.24
7	15	2017	7	13	598	11.60	49	5,156	292	306	48.83	51.17
7	23	2017	1	12	598	11.60	50	5,156	231	367	38.63	61.37
8	6	2017	1	13	597	11.58	51	5,156	230	367	38.53	61.47
6	23	2017	6	17	596	11.56	52	5,156	358	238	60.07	39.93
8	11	2017	6	15	596	11.56	53	5,156	350	246	58.72	41.28
8	18	2017	6	16	596	11.56	54	5,156	299	297	50.17	49.83
6	16	2017	6	17	594	11.52	55	5,156	331	263	55.72	44.28
5	5	2017	6	17	593	11.50	56	5,156	344	249	58.01	41.99
10	20	2017	6	16	593	11.50	57	5,156	302	291	50.93	49.07
7	14	2017	6	17	592	11.48	58	5,156	340	252	57.43	42.57
6	16	2017	6	16	591	11.46	59	5,156	322	269	54.48	45.52
7	2	2017	1	14	591	11.46	60	5,156	308	283	52.12	47.88
2	17	2017	6	17	590	11.44	61	5,156	337	253	57.12	42.88
5	26	2017	6	18	589	11.42	62	5,156	402	187	68.25	31.75
8	20	2017	1	12	589	11.42	63	5,156	209	380	35.48	64.52
10	13	2017	6	14	589	11.42	64	5,156	349	240	59.25	40.75
9	15	2017	6	16	587	11.38	65	5,156	294	293	50.09	49.91
9	29	2017	6	16	587	11.38	66	5,156	292	295	49.74	50.26
5	26	2017	6	15	586	11.37	67	5,156	364	222	62.12	37.88

MO	DY	YR	DAY OF WK	HR	HR VOL	PERCENT OF AADT	HOUR NUMBER	AADT	NORTH VOLUME	SOUTH VOLUME	PERCENT NORTH IS OF TOTAL VOLUME	PERCENT SOUTH IS OF TOTAL VOLUME
7	14	2017	6	15	584	11.33	68	5,156	328	256	56.16	43.84
7	16	2017	1	15	583	11.31	69	5,156	264	319	45.28	54.72
7	3	2017	2	15	581	11.27	70	5,156	284	297	48.88	51.12
8	13	2017	1	15	581	11.27	71	5,156	249	332	42.86	57.14
6	30	2017	6	17	580	11.25	72	5,156	369	211	63.62	36.38
8	4	2017	6	15	579	11.23	73	5,156	302	277	52.16	47.84
9	29	2017	6	15	578	11.21	74	5,156	314	264	54.33	45.67
10	13	2017	6	12	578	11.21	75	5,156	358	220	61.94	38.06
7	2	2017	1	16	577	11.19	76	5,156	307	270	53.21	46.79
7	5	2017	4	11	577	11.19	77	5,156	206	371	35.70	64.30
7	14	2017	6	14	577	11.19	78	5,156	326	251	56.50	43.50
8	25	2017	6	15	577	11.19	79	5,156	298	279	51.65	48.35
7	5	2017	4	14	575	11.15	80	5,156	246	329	42.78	57.22
7	16	2017	1	13	575	11.15	81	5,156	215	360	37.39	62.61
10	22	2017	1	17	574	11.13	82	5,156	190	384	33.10	66.90
5	5	2017	6	16	573	11.11	83	5,156	329	244	57.42	42.58
5	12	2017	6	15	573	11.11	84	5,156	316	257	55.15	44.85
8	18	2017	6	17	573	11.11	85	5,156	332	241	57.94	42.06
9	29	2017	6	17	573	11.11	86	5,156	286	287	49.91	50.09
4	28	2017	6	16	572	11.09	87	5,156	293	279	51.22	48.78
6	30	2017	6	14	572	11.09	88	5,156	348	224	60.84	39.16
10	22	2017	1	12	572	11.09	89	5,156	127	445	22.20	77.80
5	29	2017	2	12	571	11.07	90	5,156	159	412	27.85	72.15
8	27	2017	1	12	571	11.07	91	5,156	196	375	34.33	65.67
5	14	2017	1	14	570	11.06	92	5,156	182	388	31.93	68.07
7	3	2017	2	14	570	11.06	93	5,156	256	314	44.91	55.09
7	10	2017	2	14	570	11.06	94	5,156	295	275	51.75	48.25
8	11	2017	6	16	570	11.06	95	5,156	338	232	59.30	40.70
10	5	2017	5	16	569	11.04	96	5,156	263	306	46.22	53.78
7	21	2017	6	13	568	11.02	97	5,156	284	284	50.00	50.00
5	29	2017	2	13	567	11.00	98	5,156	157	410	27.69	72.31
7	28	2017	6	16	567	11.00	99	5,156	317	250	55.91	44.09
7	5	2017	4	16	566	10.98	100	5,156	293	273	51.77	48.23
8	4	2017	6	16	566	10.98	101	5,156	313	253	55.30	44.70
6	18	2017	1	12	565	10.96	102	5,156	170	395	30.09	69.91
7	7	2017	6	15	564	10.94	103	5,156	309	255	54.79	45.21
8	4	2017	6	13	564	10.94	104	5,156	235	329	41.67	58.33
6	30	2017	6	13	563	10.92	105	5,156	308	255	54.71	45.29
7	2	2017	1	15	563	10.92	106	5,156	302	261	53.64	46.36
7	15	2017	7	12	563	10.92	107	5,156	308	255	54.71	45.29
8	6	2017	1	12	563	10.92	108	5,156	202	361	35.88	64.12
8	20	2017	1	17	563	10.92	109	5,156	249	314	44.23	55.77
4	21	2017	6	17	562	10.90	110	5,156	292	270	51.96	48.04
7	2	2017	1	12	561	10.88	111	5,156	305	256	54.37	45.63
9	29	2017	6	18	561	10.88	112	5,156	284	277	50.62	49.38
5	19	2017	6	17	560	10.86	113	5,156	288	272	51.43	48.57
5	14	2017	1	12	559	10.84	114	5,156	167	392	29.87	70.13
7	21	2017	6	17	559	10.84	115	5,156	316	243	56.53	43.47
7	27	2017	5	15	559	10.84	116	5,156	301	258	53.85	46.15
7	9	2017	1	13	558	10.82	117	5,156	216	342	38.71	61.29
5	26	2017	6	14	557	10.80	118	5,156	365	192	65.53	34.47

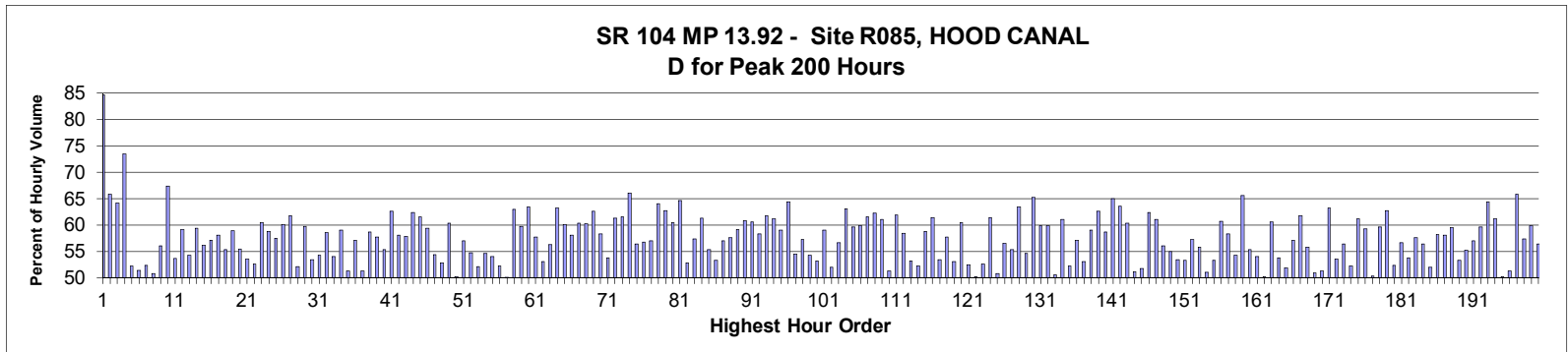
MO	DY	YR	DAY OF WK	HR	HR VOL	PERCENT OF AADT	HOUR NUMBER	AADT	NORTH VOLUME	SOUTH VOLUME	PERCENT NORTH IS OF TOTAL VOLUME	PERCENT SOUTH IS OF TOTAL VOLUME
7	15	2017	7	15	556	10.78	119	5,156	284	272	51.08	48.92
8	20	2017	1	15	556	10.78	120	5,156	231	325	41.55	58.45
7	28	2017	6	15	554	10.74	121	5,156	302	252	54.51	45.49
7	28	2017	6	17	554	10.74	122	5,156	315	239	56.86	43.14
6	18	2017	1	13	553	10.73	123	5,156	181	372	32.73	67.27
6	25	2017	1	13	552	10.71	124	5,156	215	337	38.95	61.05
7	24	2017	2	15	552	10.71	125	5,156	261	291	47.28	52.72
7	27	2017	5	17	552	10.71	126	5,156	272	280	49.28	50.72
6	23	2017	6	16	550	10.67	127	5,156	297	253	54.00	46.00
6	16	2017	6	14	549	10.65	128	5,156	283	266	51.55	48.45
10	6	2017	6	17	549	10.65	129	5,156	296	253	53.92	46.08
4	14	2017	6	17	548	10.63	130	5,156	286	262	52.19	47.81
8	4	2017	6	14	548	10.63	131	5,156	286	262	52.19	47.81
7	1	2017	7	15	546	10.59	132	5,156	352	194	64.47	35.53
9	14	2017	5	16	546	10.59	133	5,156	273	273	50.00	50.00
10	15	2017	1	13	546	10.59	134	5,156	170	376	31.14	68.86
7	13	2017	5	14	545	10.57	135	5,156	288	257	52.84	47.16
7	28	2017	6	13	545	10.57	136	5,156	246	299	45.14	54.86
8	4	2017	6	17	544	10.55	137	5,156	303	241	55.70	44.30
10	13	2017	6	13	544	10.55	138	5,156	303	241	55.70	44.30
6	23	2017	6	15	543	10.53	139	5,156	287	256	52.85	47.15
7	9	2017	1	14	543	10.53	140	5,156	235	308	43.28	56.72
8	17	2017	5	14	543	10.53	141	5,156	250	293	46.04	53.96
8	24	2017	5	17	543	10.53	142	5,156	282	261	51.93	48.07
6	11	2017	1	15	542	10.51	143	5,156	238	304	43.91	56.09
8	11	2017	6	17	542	10.51	144	5,156	335	207	61.81	38.19
4	21	2017	6	16	541	10.49	145	5,156	305	236	56.38	43.62
4	28	2017	6	17	541	10.49	146	5,156	281	260	51.94	48.06
7	20	2017	5	13	541	10.49	147	5,156	265	276	48.98	51.02
7	27	2017	5	14	541	10.49	148	5,156	250	291	46.21	53.79
7	28	2017	6	14	541	10.49	149	5,156	276	265	51.02	48.98
8	18	2017	6	14	541	10.49	150	5,156	262	279	48.43	51.57
10	20	2017	6	15	541	10.49	151	5,156	301	240	55.64	44.36
5	27	2017	7	12	540	10.47	152	5,156	338	202	62.59	37.41
6	30	2017	6	18	540	10.47	153	5,156	337	203	62.41	37.59
7	15	2017	7	14	540	10.47	154	5,156	276	264	51.11	48.89
8	20	2017	1	16	540	10.47	155	5,156	256	284	47.41	52.59
9	22	2017	6	16	539	10.45	156	5,156	272	267	50.46	49.54
5	29	2017	2	11	538	10.43	157	5,156	129	409	23.98	76.02
6	2	2017	6	17	538	10.43	158	5,156	274	264	50.93	49.07
6	18	2017	1	14	538	10.43	159	5,156	212	326	39.41	60.59
6	23	2017	6	14	538	10.43	160	5,156	283	255	52.60	47.40
7	21	2017	6	18	538	10.43	161	5,156	288	250	53.53	46.47
7	30	2017	1	12	538	10.43	162	5,156	183	355	34.01	65.99
8	10	2017	5	15	538	10.43	163	5,156	281	257	52.23	47.77
8	17	2017	5	16	538	10.43	164	5,156	268	270	49.81	50.19
8	31	2017	5	16	538	10.43	165	5,156	283	255	52.60	47.40
10	19	2017	5	15	538	10.43	166	5,156	264	274	49.07	50.93
4	30	2017	1	15	537	10.42	167	5,156	209	328	38.92	61.08
6	9	2017	6	17	537	10.42	168	5,156	292	245	54.38	45.62
9	1	2017	6	18	537	10.42	169	5,156	352	185	65.55	34.45



MO	DY	YR	DAY OF WK	HR	HR VOL	PERCENT OF AADT	HOUR NUMBER	AADT	NORTH VOLUME	SOUTH VOLUME	PERCENT NORTH IS OF TOTAL VOLUME	PERCENT SOUTH IS OF TOTAL VOLUME
7	2	2017	1	17	536	10.40	170	5,156	257	279	47.95	52.05
8	18	2017	6	15	536	10.40	171	5,156	249	287	46.46	53.54
2	20	2017	2	12	535	10.38	172	5,156	123	412	22.99	77.01
7	1	2017	7	11	535	10.38	173	5,156	316	219	59.07	40.93
7	7	2017	6	13	535	10.38	174	5,156	263	272	49.16	50.84
10	13	2017	6	19	535	10.38	175	5,156	387	148	72.34	27.66
10	26	2017	5	16	535	10.38	176	5,156	266	269	49.72	50.28
6	23	2017	6	12	534	10.36	177	5,156	261	273	48.88	51.12
7	23	2017	1	15	534	10.36	178	5,156	194	340	36.33	63.67
8	25	2017	6	17	534	10.36	179	5,156	290	244	54.31	45.69
6	2	2017	6	15	532	10.32	180	5,156	281	251	52.82	47.18
9	8	2017	6	16	532	10.32	181	5,156	262	270	49.25	50.75
10	15	2017	1	15	532	10.32	182	5,156	185	347	34.77	65.23
4	14	2017	6	16	531	10.30	183	5,156	282	249	53.11	46.89
6	25	2017	1	15	531	10.30	184	5,156	240	291	45.20	54.80
7	3	2017	2	17	531	10.30	185	5,156	267	264	50.28	49.72
7	12	2017	4	16	531	10.30	186	5,156	234	297	44.07	55.93
7	13	2017	5	16	531	10.30	187	5,156	246	285	46.33	53.67
8	7	2017	2	15	531	10.30	188	5,156	246	285	46.33	53.67
4	21	2017	6	15	530	10.28	189	5,156	294	236	55.47	44.53
5	29	2017	2	14	530	10.28	190	5,156	168	362	31.70	68.30
4	20	2017	5	16	528	10.24	191	5,156	303	225	57.39	42.61
6	9	2017	6	16	528	10.24	192	5,156	284	244	53.79	46.21
7	1	2017	7	16	528	10.24	193	5,156	322	206	60.98	39.02
7	1	2017	7	17	528	10.24	194	5,156	307	221	58.14	41.86
7	7	2017	6	16	528	10.24	195	5,156	293	235	55.49	44.51
8	19	2017	7	14	528	10.24	196	5,156	244	284	46.21	53.79
8	27	2017	1	13	528	10.24	197	5,156	199	329	37.69	62.31
2	17	2017	6	16	527	10.22	198	5,156	306	221	58.06	41.94
6	2	2017	6	16	527	10.22	199	5,156	295	232	55.98	44.02
8	11	2017	6	18	527	10.22	200	5,156	317	210	60.15	39.85



**AADT=** 17,807     
**K 30 FACTOR=** 11.07     
**K 100 FACTOR=** 10.36     
**K 200 FACTOR=** 9.62     
**D 30 FACTOR=** 53.40



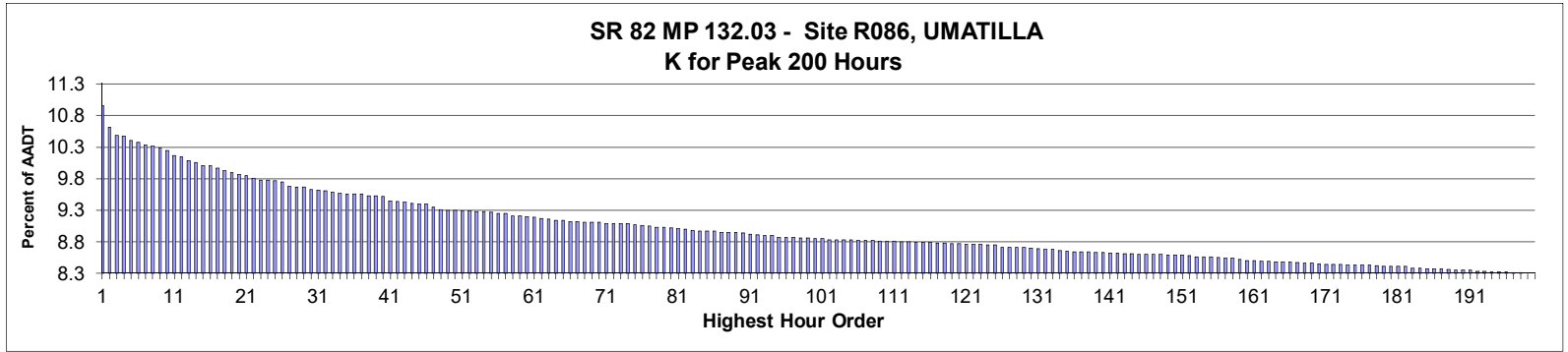
MO	DY	YR	DAY OF WK	HR	HR VOL	PERCENT OF AADT	HOUR NUMBER	AADT	EAST VOLUME	WEST VOLUME	PERCENT EAST IS OF TOTAL VOLUME	PERCENT WEST IS OF TOTAL VOLUME
9	1	2017	6	10	4,651	26.12	1	17,807	710	3,941	15.27	84.73
9	17	2017	1	11	2,447	13.74	2	17,807	836	1,611	34.16	65.84
8	11	2017	6	11	2,377	13.35	3	17,807	852	1,525	35.84	64.16
9	24	2017	1	10	2,284	12.83	4	17,807	606	1,678	26.53	73.47
7	22	2017	7	17	2,210	12.41	5	17,807	1,056	1,154	47.78	52.22
7	23	2017	1	14	2,196	12.33	6	17,807	1,067	1,129	48.59	51.41
7	21	2017	6	16	2,185	12.27	7	17,807	1,040	1,145	47.60	52.40
7	23	2017	1	13	2,154	12.10	8	17,807	1,060	1,094	49.21	50.79
7	21	2017	6	17	2,143	12.03	9	17,807	943	1,200	44.00	56.00
9	1	2017	6	11	2,139	12.01	10	17,807	698	1,441	32.63	67.37
12	26	2017	3	13	2,127	11.94	11	17,807	1,141	986	53.64	46.36
8	12	2017	7	11	2,103	11.81	12	17,807	860	1,243	40.89	59.11
7	23	2017	1	12	2,086	11.71	13	17,807	953	1,133	45.69	54.31
7	22	2017	7	14	2,058	11.56	14	17,807	837	1,221	40.67	59.33
8	18	2017	6	16	2,051	11.52	15	17,807	898	1,153	43.78	56.22
9	16	2017	7	12	2,050	11.51	16	17,807	880	1,170	42.93	57.07

MO	DY	YR	DAY OF WK	HR	HR VOL	PERCENT OF AADT	HOUR NUMBER	AADT	EAST VOLUME	WEST VOLUME	PERCENT EAST IS OF TOTAL VOLUME	PERCENT WEST IS OF TOTAL VOLUME
6	30	2017	6	16	2,040	11.46	17	17,807	856	1,184	41.96	58.04
8	20	2017	1	14	2,034	11.42	18	17,807	1,126	908	55.36	44.64
8	26	2017	7	12	2,024	11.37	19	17,807	831	1,193	41.06	58.94
8	4	2017	6	15	2,013	11.30	20	17,807	898	1,115	44.61	55.39
8	27	2017	1	13	2,009	11.28	21	17,807	1,076	933	53.56	46.44
5	28	2017	1	15	2,005	11.26	22	17,807	951	1,054	47.43	52.57
8	26	2017	7	13	1,987	11.16	23	17,807	786	1,201	39.56	60.44
7	22	2017	7	12	1,984	11.14	24	17,807	817	1,167	41.18	58.82
8	13	2017	1	12	1,983	11.14	25	17,807	1,139	844	57.44	42.56
8	12	2017	7	12	1,978	11.11	26	17,807	788	1,190	39.84	60.16
5	27	2017	7	16	1,975	11.09	27	17,807	755	1,220	38.23	61.77
7	21	2017	6	18	1,975	11.09	28	17,807	945	1,030	47.85	52.15
8	11	2017	6	15	1,975	11.09	29	17,807	795	1,180	40.25	59.75
7	9	2017	1	14	1,972	11.07	30	17,807	1,053	919	53.40	46.60
8	27	2017	1	12	1,972	11.07	31	17,807	1,069	903	54.21	45.79
5	28	2017	1	14	1,967	11.05	32	17,807	816	1,151	41.48	58.52
4	28	2017	6	15	1,959	11.00	33	17,807	900	1,059	45.94	54.06
7	22	2017	7	13	1,953	10.97	34	17,807	800	1,153	40.96	59.04
6	25	2017	1	13	1,952	10.96	35	17,807	952	1,000	48.77	51.23
7	29	2017	7	12	1,952	10.96	36	17,807	836	1,116	42.83	57.17
6	21	2017	4	11	1,951	10.96	37	17,807	1,001	950	51.31	48.69
8	5	2017	7	15	1,951	10.96	38	17,807	806	1,145	41.31	58.69
9	3	2017	1	13	1,950	10.95	39	17,807	825	1,125	42.31	57.69
8	27	2017	1	14	1,949	10.95	40	17,807	1,078	871	55.31	44.69
5	27	2017	7	15	1,948	10.94	41	17,807	728	1,220	37.37	62.63
8	5	2017	7	12	1,948	10.94	42	17,807	816	1,132	41.89	58.11
5	27	2017	7	17	1,947	10.93	43	17,807	821	1,126	42.17	57.83
8	27	2017	1	10	1,945	10.92	44	17,807	733	1,212	37.69	62.31
7	29	2017	7	15	1,944	10.92	45	17,807	747	1,197	38.43	61.57
6	23	2017	6	17	1,937	10.88	46	17,807	787	1,150	40.63	59.37
7	16	2017	1	14	1,937	10.88	47	17,807	1,054	883	54.41	45.59
9	3	2017	1	14	1,931	10.84	48	17,807	911	1,020	47.18	52.82
7	22	2017	7	11	1,927	10.82	49	17,807	764	1,163	39.65	60.35
7	30	2017	1	13	1,926	10.82	50	17,807	966	960	50.16	49.84
7	22	2017	7	15	1,923	10.80	51	17,807	826	1,097	42.95	57.05
7	9	2017	1	13	1,918	10.77	52	17,807	1,049	869	54.69	45.31
7	16	2017	1	13	1,918	10.77	53	17,807	1,000	918	52.14	47.86
8	20	2017	1	13	1,918	10.77	54	17,807	1,047	871	54.59	45.41
5	22	2017	2	15	1,917	10.77	55	17,807	882	1,035	46.01	53.99
7	9	2017	1	12	1,915	10.75	56	17,807	1,000	915	52.22	47.78
6	25	2017	1	15	1,914	10.75	57	17,807	958	956	50.05	49.95
9	2	2017	7	16	1,913	10.74	58	17,807	709	1,204	37.06	62.94
7	9	2017	1	15	1,905	10.70	59	17,807	1,138	767	59.74	40.26
7	1	2017	7	17	1,903	10.69	60	17,807	695	1,208	36.52	63.48
9	9	2017	7	14	1,903	10.69	61	17,807	805	1,098	42.30	57.70
7	28	2017	6	14	1,900	10.67	62	17,807	892	1,008	46.95	53.05
8	19	2017	7	12	1,900	10.67	63	17,807	831	1,069	43.74	56.26
7	28	2017	6	17	1,898	10.66	64	17,807	699	1,199	36.83	63.17
9	2	2017	7	12	1,896	10.65	65	17,807	757	1,139	39.93	60.07
8	18	2017	6	17	1,894	10.64	66	17,807	794	1,100	41.92	58.08
8	12	2017	7	13	1,892	10.63	67	17,807	751	1,141	39.69	60.31

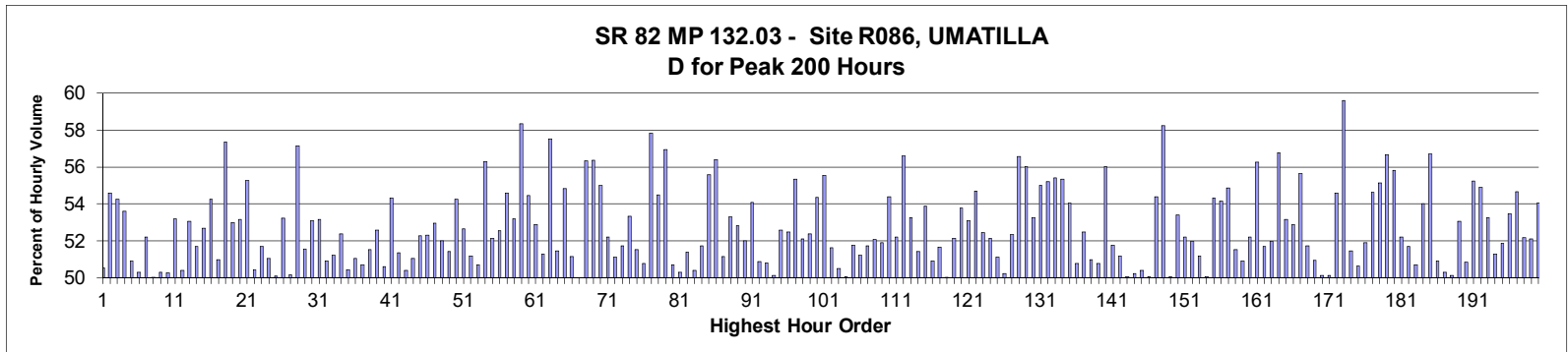
MO	DY	YR	DAY OF WK	HR	HR VOL	PERCENT OF AADT	HOUR NUMBER	AADT	EAST VOLUME	WEST VOLUME	PERCENT EAST IS OF TOTAL VOLUME	PERCENT WEST IS OF TOTAL VOLUME
5	28	2017	1	13	1,887	10.60	68	17,807	751	1,136	39.80	60.20
9	2	2017	7	15	1,883	10.57	69	17,807	704	1,179	37.39	62.61
6	24	2017	7	13	1,881	10.56	70	17,807	783	1,098	41.63	58.37
7	2	2017	1	14	1,881	10.56	71	17,807	869	1,012	46.20	53.80
7	1	2017	7	12	1,878	10.55	72	17,807	728	1,150	38.76	61.24
7	29	2017	7	14	1,878	10.55	73	17,807	723	1,155	38.50	61.50
7	28	2017	6	18	1,874	10.52	74	17,807	636	1,238	33.94	66.06
8	26	2017	7	14	1,873	10.52	75	17,807	816	1,057	43.57	56.43
7	16	2017	1	15	1,870	10.50	76	17,807	1,062	808	56.79	43.21
7	22	2017	7	18	1,870	10.50	77	17,807	1,065	805	56.95	43.05
6	30	2017	6	17	1,867	10.48	78	17,807	672	1,195	35.99	64.01
8	4	2017	6	16	1,866	10.48	79	17,807	696	1,170	37.30	62.70
7	29	2017	7	13	1,865	10.47	80	17,807	738	1,127	39.57	60.43
7	1	2017	7	15	1,864	10.47	81	17,807	660	1,204	35.41	64.59
9	28	2017	5	15	1,863	10.46	82	17,807	878	985	47.13	52.87
8	26	2017	7	11	1,862	10.46	83	17,807	795	1,067	42.70	57.30
7	22	2017	7	10	1,860	10.45	84	17,807	720	1,140	38.71	61.29
8	20	2017	1	16	1,860	10.45	85	17,807	1,028	832	55.27	44.73
7	23	2017	1	15	1,858	10.43	86	17,807	990	868	53.28	46.72
8	13	2017	1	13	1,858	10.43	87	17,807	1,058	800	56.94	43.06
8	25	2017	6	17	1,856	10.42	88	17,807	788	1,068	42.46	57.54
7	28	2017	6	16	1,855	10.42	89	17,807	757	1,098	40.81	59.19
8	11	2017	6	16	1,855	10.42	90	17,807	726	1,129	39.14	60.86
9	1	2017	6	14	1,855	10.42	91	17,807	731	1,124	39.41	60.59
8	12	2017	7	15	1,854	10.41	92	17,807	772	1,082	41.64	58.36
7	1	2017	7	16	1,852	10.40	93	17,807	708	1,144	38.23	61.77
8	4	2017	6	17	1,852	10.40	94	17,807	720	1,132	38.88	61.12
6	24	2017	7	12	1,850	10.39	95	17,807	758	1,092	40.97	59.03
9	2	2017	7	14	1,849	10.38	96	17,807	659	1,190	35.64	64.36
7	2	2017	1	13	1,848	10.38	97	17,807	841	1,007	45.51	54.49
7	23	2017	1	11	1,847	10.37	98	17,807	790	1,057	42.77	57.23
8	15	2017	3	14	1,847	10.37	99	17,807	845	1,002	45.75	54.25
8	18	2017	6	13	1,844	10.36	100	17,807	863	981	46.80	53.20
7	7	2017	6	14	1,843	10.35	101	17,807	756	1,087	41.02	58.98
7	16	2017	1	12	1,841	10.34	102	17,807	957	884	51.98	48.02
7	30	2017	1	11	1,840	10.33	103	17,807	1,042	798	56.63	43.37
9	30	2017	7	10	1,837	10.32	104	17,807	679	1,158	36.96	63.04
5	12	2017	6	15	1,832	10.29	105	17,807	740	1,092	40.39	59.61
10	7	2017	7	12	1,832	10.29	106	17,807	735	1,097	40.12	59.88
9	1	2017	6	17	1,831	10.28	107	17,807	705	1,126	38.50	61.50
9	2	2017	7	13	1,829	10.27	108	17,807	690	1,139	37.73	62.27
7	9	2017	1	16	1,826	10.25	109	17,807	1,115	711	61.06	38.94
7	2	2017	1	15	1,824	10.24	110	17,807	888	936	48.68	51.32
8	5	2017	7	13	1,823	10.24	111	17,807	694	1,129	38.07	61.93
7	16	2017	1	16	1,822	10.23	112	17,807	1,065	757	58.45	41.55
8	10	2017	5	12	1,822	10.23	113	17,807	969	853	53.18	46.82
8	18	2017	6	14	1,822	10.23	114	17,807	870	952	47.75	52.25
7	2	2017	1	12	1,820	10.22	115	17,807	751	1,069	41.26	58.74
7	9	2017	1	17	1,820	10.22	116	17,807	1,118	702	61.43	38.57
6	24	2017	7	17	1,818	10.21	117	17,807	972	846	53.47	46.53
7	21	2017	6	12	1,818	10.21	118	17,807	769	1,049	42.30	57.70

MO	DY	YR	DAY OF WK	HR	HR VOL	PERCENT OF AADT	HOUR NUMBER	AADT	EAST VOLUME	WEST VOLUME	PERCENT EAST IS OF TOTAL VOLUME	PERCENT WEST IS OF TOTAL VOLUME
6	18	2017	1	13	1,817	10.20	119	17,807	964	853	53.05	46.95
6	24	2017	7	11	1,817	10.20	120	17,807	718	1,099	39.52	60.48
6	18	2017	1	14	1,816	10.20	121	17,807	953	863	52.48	47.52
6	25	2017	1	12	1,816	10.20	122	17,807	911	905	50.17	49.83
8	20	2017	1	12	1,816	10.20	123	17,807	956	860	52.64	47.36
8	27	2017	1	17	1,816	10.20	124	17,807	1,116	700	61.45	38.55
8	29	2017	3	12	1,816	10.20	125	17,807	893	923	49.17	50.83
8	19	2017	7	15	1,815	10.19	126	17,807	788	1,027	43.42	56.58
8	19	2017	7	11	1,812	10.18	127	17,807	809	1,003	44.65	55.35
9	1	2017	6	16	1,812	10.18	128	17,807	663	1,149	36.59	63.41
6	24	2017	7	14	1,809	10.16	129	17,807	822	987	45.44	54.56
5	27	2017	7	14	1,808	10.15	130	17,807	629	1,179	34.79	65.21
9	3	2017	1	12	1,808	10.15	131	17,807	726	1,082	40.15	59.85
7	16	2017	1	17	1,806	10.14	132	17,807	1,081	725	59.86	40.14
8	26	2017	7	15	1,806	10.14	133	17,807	892	914	49.39	50.61
7	1	2017	7	11	1,804	10.13	134	17,807	703	1,101	38.97	61.03
8	26	2017	7	17	1,804	10.13	135	17,807	942	862	52.22	47.78
6	18	2017	1	12	1,803	10.13	136	17,807	1,029	774	57.07	42.93
8	5	2017	7	17	1,803	10.13	137	17,807	956	847	53.02	46.98
7	21	2017	6	13	1,800	10.11	138	17,807	738	1,062	41.00	59.00
6	23	2017	6	18	1,799	10.10	139	17,807	672	1,127	37.35	62.65
5	28	2017	1	16	1,798	10.10	140	17,807	1,055	743	58.68	41.32
5	28	2017	1	12	1,796	10.09	141	17,807	628	1,168	34.97	65.03
7	1	2017	7	13	1,793	10.07	142	17,807	653	1,140	36.42	63.58
7	16	2017	1	18	1,793	10.07	143	17,807	1,081	712	60.29	39.71
8	16	2017	4	12	1,793	10.07	144	17,807	876	917	48.86	51.14
9	11	2017	2	14	1,791	10.06	145	17,807	865	926	48.30	51.70
5	28	2017	1	17	1,789	10.05	146	17,807	1,116	673	62.38	37.62
8	19	2017	7	13	1,789	10.05	147	17,807	696	1,093	38.90	61.10
6	23	2017	6	15	1,788	10.04	148	17,807	785	1,003	43.90	56.10
8	27	2017	1	15	1,787	10.04	149	17,807	982	805	54.95	45.05
8	11	2017	6	18	1,781	10.00	150	17,807	829	952	46.55	53.45
9	4	2017	2	12	1,778	9.98	151	17,807	947	831	53.26	46.74
8	25	2017	6	15	1,777	9.98	152	17,807	761	1,016	42.82	57.18
7	2	2017	1	17	1,776	9.97	153	17,807	991	785	55.80	44.20
5	21	2017	1	13	1,775	9.97	154	17,807	905	870	50.99	49.01
6	7	2017	4	12	1,775	9.97	155	17,807	828	947	46.65	53.35
6	16	2017	6	17	1,775	9.97	156	17,807	697	1,078	39.27	60.73
7	21	2017	6	15	1,774	9.96	157	17,807	740	1,034	41.71	58.29
8	12	2017	7	17	1,773	9.96	158	17,807	963	810	54.31	45.69
5	27	2017	7	11	1,770	9.94	159	17,807	609	1,161	34.41	65.59
8	25	2017	6	14	1,770	9.94	160	17,807	791	979	44.69	55.31
9	2	2017	7	17	1,770	9.94	161	17,807	814	956	45.99	54.01
7	5	2017	4	13	1,767	9.92	162	17,807	881	886	49.86	50.14
5	14	2017	1	16	1,766	9.92	163	17,807	1,069	697	60.53	39.47
7	29	2017	7	16	1,761	9.89	164	17,807	813	948	46.17	53.83
8	26	2017	7	16	1,757	9.87	165	17,807	912	845	51.91	48.09
9	15	2017	6	17	1,757	9.87	166	17,807	753	1,004	42.86	57.14
8	13	2017	1	16	1,756	9.86	167	17,807	1,084	672	61.73	38.27
6	7	2017	4	15	1,754	9.85	168	17,807	776	978	44.24	55.76
9	16	2017	7	15	1,752	9.84	169	17,807	860	892	49.09	50.91

MO	DY	YR	DAY OF WK	HR	HR VOL	PERCENT OF AADT	HOUR NUMBER	AADT	EAST VOLUME	WEST VOLUME	PERCENT EAST IS OF TOTAL VOLUME	PERCENT WEST IS OF TOTAL VOLUME
4	21	2017	6	17	1,751	9.83	170	17,807	854	897	48.77	51.23
5	26	2017	6	17	1,751	9.83	171	17,807	645	1,106	36.84	63.16
5	14	2017	1	13	1,745	9.80	172	17,807	935	810	53.58	46.42
8	11	2017	6	17	1,745	9.80	173	17,807	760	985	43.55	56.45
7	2	2017	1	16	1,741	9.78	174	17,807	910	831	52.27	47.73
8	17	2017	5	16	1,740	9.77	175	17,807	675	1,065	38.79	61.21
8	27	2017	1	16	1,738	9.76	176	17,807	1,031	707	59.32	40.68
9	3	2017	1	15	1,738	9.76	177	17,807	874	864	50.29	49.71
5	7	2017	1	14	1,736	9.75	178	17,807	1,035	701	59.62	40.38
6	30	2017	6	18	1,735	9.74	179	17,807	646	1,089	37.23	62.77
8	11	2017	6	13	1,733	9.73	180	17,807	825	908	47.61	52.39
7	7	2017	6	17	1,731	9.72	181	17,807	750	981	43.33	56.67
5	14	2017	1	14	1,730	9.72	182	17,807	931	799	53.82	46.18
10	7	2017	7	13	1,730	9.72	183	17,807	733	997	42.37	57.63
10	11	2017	4	16	1,729	9.71	184	17,807	753	976	43.55	56.45
7	3	2017	2	14	1,728	9.70	185	17,807	898	830	51.97	48.03
8	25	2017	6	16	1,728	9.70	186	17,807	722	1,006	41.78	58.22
10	7	2017	7	11	1,728	9.70	187	17,807	724	1,004	41.90	58.10
6	10	2017	7	13	1,727	9.70	188	17,807	700	1,027	40.53	59.47
10	1	2017	1	11	1,726	9.69	189	17,807	807	919	46.76	53.24
6	17	2017	7	12	1,723	9.68	190	17,807	771	952	44.75	55.25
7	26	2017	4	15	1,723	9.68	191	17,807	740	983	42.95	57.05
7	7	2017	6	16	1,722	9.67	192	17,807	695	1,027	40.36	59.64
10	11	2017	4	12	1,721	9.66	193	17,807	613	1,108	35.62	64.38
5	26	2017	6	15	1,720	9.66	194	17,807	667	1,053	38.78	61.22
8	25	2017	6	12	1,720	9.66	195	17,807	864	856	50.23	49.77
12	26	2017	3	14	1,720	9.66	196	17,807	839	881	48.78	51.22
5	27	2017	7	12	1,717	9.64	197	17,807	586	1,131	34.13	65.87
9	3	2017	1	11	1,716	9.64	198	17,807	731	985	42.60	57.40
6	11	2017	1	16	1,714	9.63	199	17,807	1,027	687	59.92	40.08
6	18	2017	1	16	1,713	9.62	200	17,807	967	746	56.45	43.55



**AADT= 21,842      K 30 FACTOR= 9.61      K 100 FACTOR= 8.83      K 200 FACTOR= 8.28      D 30 FACTOR= 53.10**



MO	DY	YR	DAY OF WK	HR	HR VOL	PERCENT OF AADT	HOUR NUMBER	AADT	EAST VOLUME	WEST VOLUME	PERCENT EAST IS OF TOTAL VOLUME	PERCENT WEST IS OF TOTAL VOLUME
5	26	2017	6	17	2,387	10.93	1	21,842	1,206	1,181	50.52	49.48
6	23	2017	6	17	2,314	10.59	2	21,842	1,051	1,263	45.42	54.58
3	31	2017	6	17	2,287	10.47	3	21,842	1,241	1,046	54.26	45.74
6	2	2017	6	17	2,284	10.46	4	21,842	1,060	1,224	46.41	53.59
5	26	2017	6	16	2,269	10.39	5	21,842	1,114	1,155	49.10	50.90
6	16	2017	6	17	2,263	10.36	6	21,842	1,125	1,138	49.71	50.29
6	25	2017	1	14	2,254	10.32	7	21,842	1,077	1,177	47.78	52.22
5	19	2017	6	17	2,249	10.30	8	21,842	1,124	1,125	49.98	50.02
6	25	2017	1	15	2,244	10.27	9	21,842	1,129	1,115	50.31	49.69
5	12	2017	6	17	2,235	10.23	10	21,842	1,112	1,123	49.75	50.25
5	26	2017	6	15	2,216	10.15	11	21,842	1,179	1,037	53.20	46.80
5	5	2017	6	17	2,212	10.13	12	21,842	1,097	1,115	49.59	50.41
6	9	2017	6	17	2,199	10.07	13	21,842	1,032	1,167	46.93	53.07
3	31	2017	6	16	2,194	10.04	14	21,842	1,134	1,060	51.69	48.31
5	26	2017	6	18	2,183	9.99	15	21,842	1,150	1,033	52.68	47.32
6	22	2017	5	17	2,183	9.99	16	21,842	999	1,184	45.76	54.24

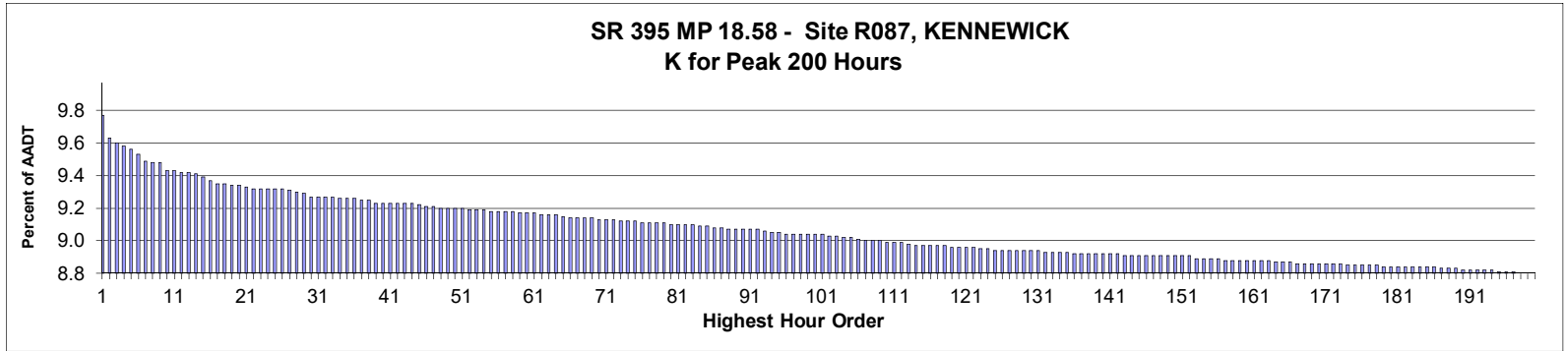
MO	DY	YR	DAY OF WK	HR	HR VOL	PERCENT OF AADT	HOUR NUMBER	AADT	EAST VOLUME	WEST VOLUME	PERCENT IS OF TOTAL VOLUME	PERCENT WEST IS OF TOTAL VOLUME
5	5	2017	6	16	2,173	9.95	17	21,842	1,065	1,108	49.01	50.99
4	7	2017	6	17	2,164	9.91	18	21,842	923	1,241	42.65	57.35
4	9	2017	1	16	2,157	9.88	19	21,842	1,014	1,143	47.01	52.99
6	23	2017	6	14	2,152	9.85	20	21,842	1,144	1,008	53.16	46.84
4	9	2017	1	15	2,146	9.83	21	21,842	960	1,186	44.73	55.27
6	23	2017	6	16	2,138	9.79	22	21,842	1,060	1,078	49.58	50.42
6	25	2017	1	16	2,132	9.76	23	21,842	1,102	1,030	51.69	48.31
6	23	2017	6	15	2,131	9.76	24	21,842	1,088	1,043	51.06	48.94
6	18	2017	1	15	2,130	9.75	25	21,842	1,067	1,063	50.09	49.91
3	31	2017	6	18	2,125	9.73	26	21,842	1,131	994	53.22	46.78
6	23	2017	6	13	2,109	9.66	27	21,842	1,058	1,051	50.17	49.83
6	26	2017	2	17	2,108	9.65	28	21,842	903	1,205	42.84	57.16
6	2	2017	6	15	2,107	9.65	29	21,842	1,086	1,021	51.54	48.46
6	2	2017	6	16	2,098	9.61	30	21,842	984	1,114	46.90	53.10
4	2	2017	1	15	2,097	9.60	31	21,842	1,115	982	53.17	46.83
4	14	2017	6	17	2,094	9.59	32	21,842	1,028	1,066	49.09	50.91
5	12	2017	6	16	2,091	9.57	33	21,842	1,020	1,071	48.78	51.22
6	16	2017	6	15	2,087	9.55	34	21,842	1,093	994	52.37	47.63
6	11	2017	1	15	2,084	9.54	35	21,842	1,051	1,033	50.43	49.57
4	21	2017	6	17	2,083	9.54	36	21,842	1,020	1,063	48.97	51.03
6	16	2017	6	18	2,083	9.54	37	21,842	1,056	1,027	50.70	49.30
4	2	2017	1	14	2,077	9.51	38	21,842	1,070	1,007	51.52	48.48
6	9	2017	6	16	2,077	9.51	39	21,842	985	1,092	47.42	52.58
6	18	2017	1	14	2,075	9.50	40	21,842	1,025	1,050	49.40	50.60
4	7	2017	6	15	2,060	9.43	41	21,842	941	1,119	45.68	54.32
6	25	2017	1	13	2,057	9.42	42	21,842	1,001	1,056	48.66	51.34
5	19	2017	6	16	2,056	9.41	43	21,842	1,036	1,020	50.39	49.61
3	17	2017	6	17	2,051	9.39	44	21,842	1,047	1,004	51.05	48.95
5	26	2017	6	13	2,049	9.38	45	21,842	1,071	978	52.27	47.73
5	26	2017	6	14	2,048	9.38	46	21,842	1,071	977	52.29	47.71
6	16	2017	6	16	2,038	9.33	47	21,842	959	1,079	47.06	52.94
3	24	2017	6	17	2,029	9.29	48	21,842	974	1,055	48.00	52.00
6	11	2017	1	16	2,028	9.28	49	21,842	1,043	985	51.43	48.57
6	1	2017	5	17	2,026	9.28	50	21,842	927	1,099	45.76	54.24
6	22	2017	5	18	2,025	9.27	51	21,842	959	1,066	47.36	52.64
6	9	2017	6	18	2,024	9.27	52	21,842	988	1,036	48.81	51.19
6	15	2017	5	16	2,023	9.26	53	21,842	1,026	997	50.72	49.28
4	9	2017	1	14	2,022	9.26	54	21,842	884	1,138	43.72	56.28
6	23	2017	6	18	2,021	9.25	55	21,842	1,054	967	52.15	47.85
3	10	2017	6	17	2,016	9.23	56	21,842	1,059	957	52.53	47.47
5	18	2017	5	17	2,015	9.23	57	21,842	915	1,100	45.41	54.59
5	25	2017	5	17	2,008	9.19	58	21,842	940	1,068	46.81	53.19
4	7	2017	6	16	2,007	9.19	59	21,842	836	1,171	41.65	58.35
6	27	2017	3	17	2,006	9.18	60	21,842	914	1,092	45.56	54.44
4	28	2017	6	17	2,004	9.17	61	21,842	944	1,060	47.11	52.89
6	16	2017	6	14	1,999	9.15	62	21,842	1,025	974	51.28	48.72
4	7	2017	6	13	1,996	9.14	63	21,842	848	1,148	42.48	57.52
4	2	2017	1	16	1,992	9.12	64	21,842	1,025	967	51.46	48.54
5	11	2017	5	17	1,992	9.12	65	21,842	900	1,092	45.18	54.82
5	25	2017	5	18	1,988	9.10	66	21,842	971	1,017	48.84	51.16
6	9	2017	6	15	1,988	9.10	67	21,842	994	994	50.00	50.00



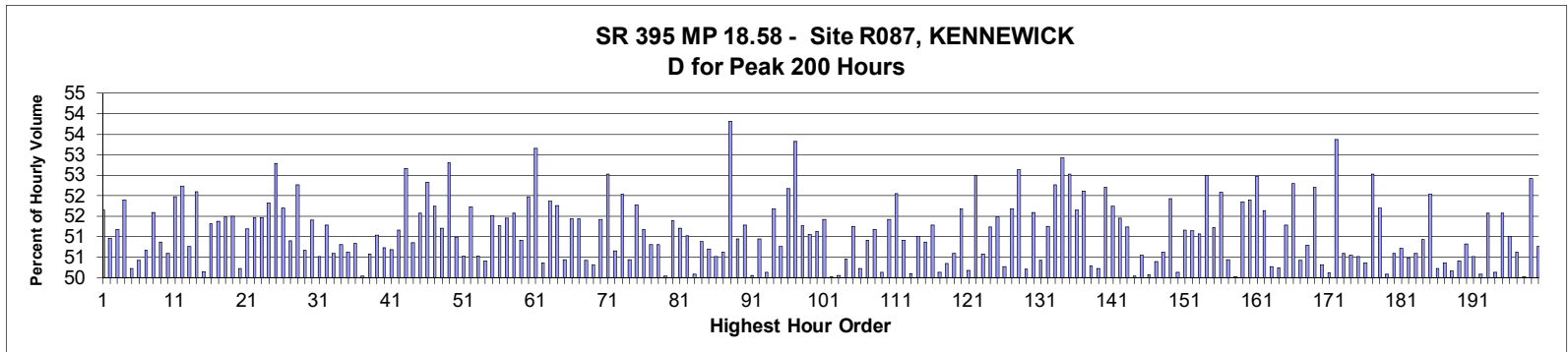
MO	DY	YR	DAY OF WK	HR	HR VOL	PERCENT OF AADT	HOUR NUMBER	AADT	EAST VOLUME	WEST VOLUME	PERCENT	PERCENT
											EAST IS OF TOTAL VOLUME	WEST IS OF TOTAL VOLUME
4	2	2017	1	17	1,986	9.09	68	21,842	1,119	867	56.34	43.66
6	8	2017	5	17	1,985	9.09	69	21,842	866	1,119	43.63	56.37
6	20	2017	3	17	1,985	9.09	70	21,842	893	1,092	44.99	55.01
3	30	2017	5	17	1,982	9.07	71	21,842	947	1,035	47.78	52.22
4	9	2017	1	17	1,982	9.07	72	21,842	969	1,013	48.89	51.11
5	7	2017	1	14	1,982	9.07	73	21,842	957	1,025	48.28	51.72
6	21	2017	4	17	1,980	9.07	74	21,842	924	1,056	46.67	53.33
4	2	2017	1	13	1,976	9.05	75	21,842	958	1,018	48.48	51.52
6	18	2017	1	16	1,975	9.04	76	21,842	1,003	972	50.78	49.22
6	8	2017	5	16	1,973	9.03	77	21,842	832	1,141	42.17	57.83
3	24	2017	6	16	1,969	9.01	78	21,842	896	1,073	45.51	54.49
4	6	2017	5	17	1,969	9.01	79	21,842	848	1,121	43.07	56.93
3	31	2017	6	15	1,965	9.00	80	21,842	996	969	50.69	49.31
6	11	2017	1	14	1,964	8.99	81	21,842	976	988	49.69	50.31
6	11	2017	1	13	1,961	8.98	82	21,842	953	1,008	48.60	51.40
5	19	2017	6	18	1,956	8.96	83	21,842	986	970	50.41	49.59
6	16	2017	6	13	1,955	8.95	84	21,842	944	1,011	48.29	51.71
5	24	2017	4	17	1,954	8.95	85	21,842	868	1,086	44.42	55.58
6	12	2017	2	17	1,954	8.95	86	21,842	852	1,102	43.60	56.40
3	3	2017	6	17	1,951	8.93	87	21,842	998	953	51.15	48.85
4	20	2017	5	17	1,951	8.93	88	21,842	911	1,040	46.69	53.31
4	21	2017	6	18	1,950	8.93	89	21,842	1,030	920	52.82	47.18
6	18	2017	1	13	1,948	8.92	90	21,842	935	1,013	48.00	52.00
2	17	2017	6	17	1,943	8.90	91	21,842	1,051	892	54.09	45.91
5	12	2017	6	15	1,942	8.89	92	21,842	988	954	50.88	49.12
6	4	2017	1	16	1,940	8.88	93	21,842	954	986	49.18	50.82
5	14	2017	1	14	1,939	8.88	94	21,842	967	972	49.87	50.13
3	10	2017	6	18	1,934	8.85	95	21,842	1,017	917	52.59	47.41
4	21	2017	6	16	1,934	8.85	96	21,842	919	1,015	47.52	52.48
6	19	2017	2	17	1,932	8.85	97	21,842	863	1,069	44.67	55.33
6	26	2017	2	16	1,931	8.84	98	21,842	925	1,006	47.90	52.10
4	14	2017	6	16	1,930	8.84	99	21,842	919	1,011	47.62	52.38
2	20	2017	2	17	1,928	8.83	100	21,842	880	1,048	45.64	54.36
6	14	2017	4	17	1,928	8.83	101	21,842	857	1,071	44.45	55.55
4	7	2017	6	14	1,925	8.81	102	21,842	931	994	48.36	51.64
5	5	2017	6	18	1,925	8.81	103	21,842	953	972	49.51	50.49
5	12	2017	6	18	1,924	8.81	104	21,842	961	963	49.95	50.05
6	19	2017	2	15	1,924	8.81	105	21,842	928	996	48.23	51.77
5	14	2017	1	15	1,923	8.80	106	21,842	985	938	51.22	48.78
4	28	2017	6	16	1,922	8.80	107	21,842	994	928	51.72	48.28
6	25	2017	1	17	1,922	8.80	108	21,842	921	1,001	47.92	52.08
6	26	2017	2	15	1,921	8.79	109	21,842	924	997	48.10	51.90
4	1	2017	7	12	1,920	8.79	110	21,842	1,044	876	54.38	45.63
5	26	2017	6	12	1,919	8.79	111	21,842	1,002	917	52.21	47.79
5	22	2017	2	17	1,918	8.78	112	21,842	832	1,086	43.38	56.62
6	25	2017	1	12	1,917	8.78	113	21,842	896	1,021	46.74	53.26
6	22	2017	5	15	1,916	8.77	114	21,842	931	985	48.59	51.41
6	22	2017	5	16	1,916	8.77	115	21,842	884	1,032	46.14	53.86
5	18	2017	5	18	1,915	8.77	116	21,842	940	975	49.09	50.91
3	17	2017	6	16	1,913	8.76	117	21,842	925	988	48.35	51.65
6	15	2017	5	15	1,913	8.76	118	21,842	957	956	50.03	49.97

MO	DY	YR	DAY OF WK	HR	HR VOL	PERCENT OF AADT	HOUR NUMBER	AADT	EAST VOLUME	WEST VOLUME	PERCENT EAST IS OF TOTAL VOLUME	PERCENT WEST IS OF TOTAL VOLUME
6	4	2017	1	14	1,912	8.75	119	21,842	915	997	47.86	52.14
6	8	2017	5	18	1,912	8.75	120	21,842	884	1,028	46.23	53.77
4	6	2017	5	16	1,910	8.74	121	21,842	896	1,014	46.91	53.09
6	13	2017	3	17	1,910	8.74	122	21,842	865	1,045	45.29	54.71
4	27	2017	5	18	1,909	8.74	123	21,842	1,001	908	52.44	47.56
3	24	2017	6	15	1,906	8.73	124	21,842	912	994	47.85	52.15
6	27	2017	3	16	1,906	8.73	125	21,842	932	974	48.90	51.10
6	4	2017	1	15	1,899	8.69	126	21,842	945	954	49.76	50.24
6	11	2017	1	17	1,899	8.69	127	21,842	994	905	52.34	47.66
5	30	2017	3	17	1,897	8.69	128	21,842	824	1,073	43.44	56.56
5	31	2017	4	17	1,897	8.69	129	21,842	834	1,063	43.96	56.04
6	20	2017	3	18	1,896	8.68	130	21,842	886	1,010	46.73	53.27
3	23	2017	5	17	1,893	8.67	131	21,842	852	1,041	45.01	54.99
2	17	2017	6	18	1,891	8.66	132	21,842	1,044	847	55.21	44.79
6	5	2017	2	17	1,891	8.66	133	21,842	843	1,048	44.58	55.42
6	1	2017	5	18	1,888	8.64	134	21,842	843	1,045	44.65	55.35
5	15	2017	2	17	1,884	8.63	135	21,842	866	1,018	45.97	54.03
4	14	2017	6	18	1,883	8.62	136	21,842	927	956	49.23	50.77
6	18	2017	1	17	1,883	8.62	137	21,842	895	988	47.53	52.47
2	24	2017	6	17	1,882	8.62	138	21,842	923	959	49.04	50.96
6	2	2017	6	14	1,881	8.61	139	21,842	955	926	50.77	49.23
6	27	2017	3	18	1,880	8.61	140	21,842	827	1,053	43.99	56.01
6	2	2017	6	18	1,878	8.60	141	21,842	906	972	48.24	51.76
6	16	2017	6	12	1,878	8.60	142	21,842	961	917	51.17	48.83
3	24	2017	6	18	1,876	8.59	143	21,842	939	937	50.05	49.95
6	9	2017	6	14	1,876	8.59	144	21,842	942	934	50.21	49.79
4	14	2017	6	15	1,875	8.58	145	21,842	930	945	49.60	50.40
3	10	2017	6	16	1,874	8.58	146	21,842	936	938	49.95	50.05
4	7	2017	6	18	1,873	8.58	147	21,842	854	1,019	45.60	54.40
4	9	2017	1	13	1,873	8.58	148	21,842	782	1,091	41.75	58.25
5	7	2017	1	15	1,872	8.57	149	21,842	935	937	49.95	50.05
5	25	2017	5	16	1,871	8.57	150	21,842	872	999	46.61	53.39
6	26	2017	2	13	1,871	8.57	151	21,842	977	894	52.22	47.78
3	23	2017	5	18	1,870	8.56	152	21,842	898	972	48.02	51.98
4	23	2017	1	15	1,866	8.54	153	21,842	911	955	48.82	51.18
6	23	2017	6	12	1,866	8.54	154	21,842	934	932	50.05	49.95
4	1	2017	7	13	1,865	8.54	155	21,842	1,013	852	54.32	45.68
4	6	2017	5	18	1,863	8.53	156	21,842	854	1,009	45.84	54.16
6	6	2017	3	17	1,861	8.52	157	21,842	840	1,021	45.14	54.86
6	14	2017	4	18	1,860	8.52	158	21,842	902	958	48.49	51.51
3	17	2017	6	18	1,856	8.50	159	21,842	945	911	50.92	49.08
3	30	2017	5	18	1,852	8.48	160	21,842	885	967	47.79	52.21
6	19	2017	2	18	1,852	8.48	161	21,842	810	1,042	43.74	56.26
3	16	2017	5	17	1,851	8.47	162	21,842	894	957	48.30	51.70
3	26	2017	1	15	1,851	8.47	163	21,842	889	962	48.03	51.97
4	5	2017	4	17	1,847	8.46	164	21,842	798	1,049	43.21	56.79
4	28	2017	6	18	1,847	8.46	165	21,842	982	865	53.17	46.83
5	18	2017	5	16	1,847	8.46	166	21,842	870	977	47.10	52.90
4	17	2017	2	17	1,845	8.45	167	21,842	818	1,027	44.34	55.66
3	29	2017	4	17	1,844	8.44	168	21,842	890	954	48.26	51.74
4	30	2017	1	17	1,843	8.44	169	21,842	904	939	49.05	50.95

MO	DY	YR	DAY OF WK	HR	HR VOL	PERCENT OF AADT	HOUR NUMBER	AADT	EAST VOLUME	WEST VOLUME	PERCENT EAST IS OF TOTAL VOLUME	PERCENT WEST IS OF TOTAL VOLUME
5	5	2017	6	14	1,842	8.43	170	21,842	919	923	49.89	50.11
5	14	2017	1	16	1,840	8.42	171	21,842	922	918	50.11	49.89
5	26	2017	6	19	1,839	8.42	172	21,842	1,004	835	54.59	45.41
6	15	2017	5	17	1,839	8.42	173	21,842	743	1,096	40.40	59.60
4	30	2017	1	15	1,837	8.41	174	21,842	892	945	48.56	51.44
5	7	2017	1	16	1,837	8.41	175	21,842	930	907	50.63	49.37
6	12	2017	2	18	1,836	8.41	176	21,842	883	953	48.09	51.91
6	19	2017	2	16	1,836	8.41	177	21,842	833	1,003	45.37	54.63
4	5	2017	4	18	1,834	8.40	178	21,842	823	1,011	44.87	55.13
3	19	2017	1	14	1,833	8.39	179	21,842	794	1,039	43.32	56.68
5	4	2017	5	17	1,833	8.39	180	21,842	810	1,023	44.19	55.81
5	25	2017	5	15	1,833	8.39	181	21,842	957	876	52.21	47.79
5	11	2017	5	18	1,832	8.39	182	21,842	885	947	48.31	51.69
6	9	2017	6	12	1,826	8.36	183	21,842	900	926	49.29	50.71
6	25	2017	1	18	1,826	8.36	184	21,842	840	986	46.00	54.00
6	21	2017	4	18	1,824	8.35	185	21,842	790	1,034	43.31	56.69
5	12	2017	6	14	1,823	8.35	186	21,842	928	895	50.91	49.09
5	21	2017	1	14	1,823	8.35	187	21,842	906	917	49.70	50.30
5	21	2017	1	15	1,822	8.34	188	21,842	909	913	49.89	50.11
4	2	2017	1	18	1,819	8.33	189	21,842	965	854	53.05	46.95
5	5	2017	6	15	1,819	8.33	190	21,842	894	925	49.15	50.85
6	6	2017	3	18	1,819	8.33	191	21,842	814	1,005	44.75	55.25
5	9	2017	3	17	1,816	8.31	192	21,842	819	997	45.10	54.90
5	4	2017	5	18	1,814	8.31	193	21,842	848	966	46.75	53.25
4	21	2017	6	15	1,813	8.30	194	21,842	930	883	51.30	48.70
4	30	2017	1	16	1,813	8.30	195	21,842	873	940	48.15	51.85
6	1	2017	5	16	1,813	8.30	196	21,842	844	969	46.55	53.45
4	8	2017	7	15	1,811	8.29	197	21,842	821	990	45.33	54.67
4	14	2017	6	14	1,811	8.29	198	21,842	945	866	52.18	47.82
5	5	2017	6	13	1,808	8.28	199	21,842	866	942	47.90	52.10
5	19	2017	6	14	1,808	8.28	200	21,842	977	831	54.04	45.96



**AADT= 65,365      K 30 FACTOR= 9.30      K 100 FACTOR= 9.07      K 200 FACTOR= 8.83      D 30 FACTOR= 51.41**



MO	DY	YR	DAY OF WK	HR	HR VOL	PERCENT OF AADT	HOUR NUMBER	AADT	NORTH VOLUME	SOUTH VOLUME	PERCENT NORTH IS OF TOTAL VOLUME	PERCENT SOUTH IS OF TOTAL VOLUME
6	5	2017	2	17	6,407	9.80	1	65,365	3,309	3,098	51.65	48.35
6	9	2017	6	17	6,313	9.66	2	65,365	3,217	3,096	50.96	49.04
5	25	2017	5	17	6,296	9.63	3	65,365	3,074	3,222	48.82	51.18
5	18	2017	5	17	6,284	9.61	4	65,365	3,023	3,261	48.11	51.89
5	12	2017	6	17	6,269	9.59	5	65,365	3,149	3,120	50.23	49.77
5	19	2017	6	16	6,250	9.56	6	65,365	3,098	3,152	49.57	50.43
5	5	2017	6	17	6,224	9.52	7	65,365	3,070	3,154	49.33	50.67
5	24	2017	4	17	6,216	9.51	8	65,365	3,009	3,207	48.41	51.59
6	1	2017	5	17	6,214	9.51	9	65,365	3,053	3,161	49.13	50.87
5	26	2017	6	17	6,184	9.46	10	65,365	3,129	3,055	50.60	49.40
8	17	2017	5	18	6,181	9.46	11	65,365	3,213	2,968	51.98	48.02
3	31	2017	6	17	6,174	9.45	12	65,365	2,949	3,225	47.76	52.24
5	26	2017	6	16	6,174	9.45	13	65,365	3,040	3,134	49.24	50.76
5	17	2017	4	17	6,170	9.44	14	65,365	2,956	3,214	47.91	52.09
5	18	2017	5	18	6,156	9.42	15	65,365	3,087	3,069	50.15	49.85
5	25	2017	5	18	6,142	9.40	16	65,365	2,990	3,152	48.68	51.32

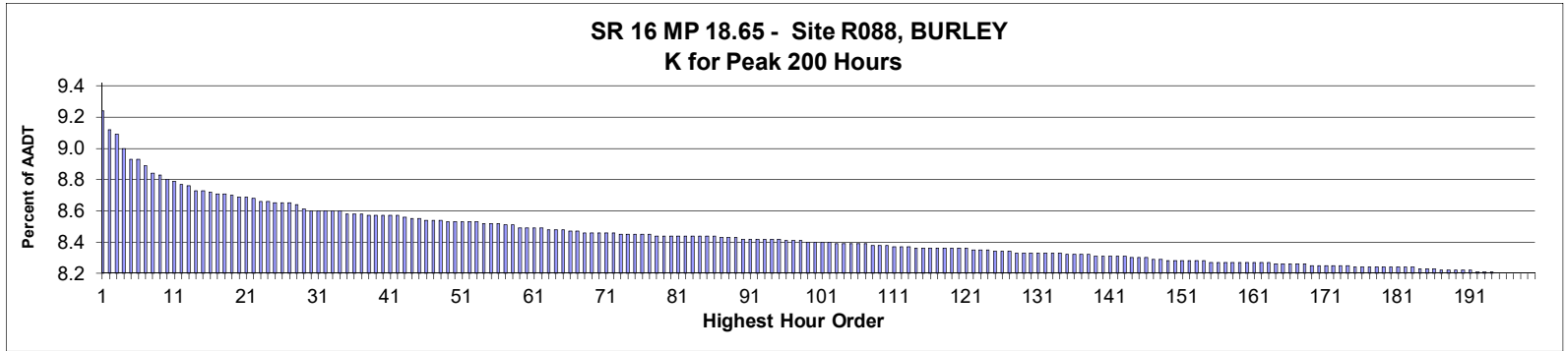
MO	DY	YR	DAY OF WK	HR	HR VOL	PERCENT OF AADT	HOUR NUMBER	AADT	NORTH VOLUME	SOUTH VOLUME	PERCENT NORTH IS OF TOTAL VOLUME	PERCENT SOUTH IS OF TOTAL VOLUME
5	2	2017	3	18	6,133	9.38	17	65,365	2,982	3,151	48.62	51.38
10	20	2017	6	17	6,129	9.38	18	65,365	2,973	3,156	48.51	51.49
5	19	2017	6	17	6,126	9.37	19	65,365	2,971	3,155	48.50	51.50
10	27	2017	6	17	6,124	9.37	20	65,365	3,076	3,048	50.23	49.77
5	25	2017	5	16	6,117	9.36	21	65,365	2,986	3,131	48.81	51.19
6	30	2017	6	17	6,114	9.35	22	65,365	3,147	2,967	51.47	48.53
11	17	2017	6	17	6,113	9.35	23	65,365	2,967	3,146	48.54	51.46
5	17	2017	4	18	6,111	9.35	24	65,365	2,944	3,167	48.18	51.82
5	15	2017	2	16	6,110	9.35	25	65,365	2,885	3,225	47.22	52.78
6	9	2017	6	16	6,110	9.35	26	65,365	2,951	3,159	48.30	51.70
3	24	2017	6	17	6,104	9.34	27	65,365	2,997	3,107	49.10	50.90
3	10	2017	6	17	6,097	9.33	28	65,365	2,910	3,187	47.73	52.27
10	13	2017	6	17	6,089	9.32	29	65,365	3,085	3,004	50.67	49.33
6	2	2017	6	16	6,080	9.30	30	65,365	3,126	2,954	51.41	48.59
6	16	2017	6	17	6,079	9.30	31	65,365	3,071	3,008	50.52	49.48
5	30	2017	3	17	6,077	9.30	32	65,365	2,960	3,117	48.71	51.29
5	10	2017	4	17	6,076	9.30	33	65,365	3,002	3,074	49.41	50.59
5	5	2017	6	16	6,074	9.29	34	65,365	2,988	3,086	49.19	50.81
4	28	2017	6	17	6,071	9.29	35	65,365	2,997	3,074	49.37	50.63
9	15	2017	6	17	6,070	9.29	36	65,365	3,086	2,984	50.84	49.16
6	8	2017	5	17	6,067	9.28	37	65,365	3,036	3,031	50.04	49.96
6	30	2017	6	16	6,066	9.28	38	65,365	3,068	2,998	50.58	49.42
5	22	2017	2	17	6,056	9.26	39	65,365	2,965	3,091	48.96	51.04
9	21	2017	5	18	6,056	9.26	40	65,365	2,984	3,072	49.27	50.73
5	12	2017	6	16	6,052	9.26	41	65,365	2,984	3,068	49.31	50.69
10	19	2017	5	17	6,052	9.26	42	65,365	2,956	3,096	48.84	51.16
5	16	2017	3	17	6,050	9.26	43	65,365	2,864	3,186	47.34	52.66
10	6	2017	6	17	6,050	9.26	44	65,365	2,973	3,077	49.14	50.86
8	25	2017	6	17	6,043	9.25	45	65,365	2,926	3,117	48.42	51.58
4	18	2017	3	17	6,040	9.24	46	65,365	2,880	3,160	47.68	52.32
5	15	2017	2	17	6,038	9.24	47	65,365	2,914	3,124	48.26	51.74
4	20	2017	5	18	6,036	9.23	48	65,365	3,091	2,945	51.21	48.79
4	28	2017	6	18	6,034	9.23	49	65,365	2,848	3,186	47.20	52.80
5	23	2017	3	17	6,033	9.23	50	65,365	2,957	3,076	49.01	50.99
9	29	2017	6	17	6,032	9.23	51	65,365	2,984	3,048	49.47	50.53
5	5	2017	6	18	6,029	9.22	52	65,365	3,119	2,910	51.73	48.27
4	13	2017	5	18	6,028	9.22	53	65,365	2,982	3,046	49.47	50.53
9	22	2017	6	18	6,025	9.22	54	65,365	3,037	2,988	50.41	49.59
9	8	2017	6	17	6,022	9.21	55	65,365	2,920	3,102	48.49	51.51
6	1	2017	5	18	6,021	9.21	56	65,365	2,934	3,087	48.73	51.27
6	14	2017	4	17	6,021	9.21	57	65,365	2,923	3,098	48.55	51.45
9	21	2017	5	17	6,018	9.21	58	65,365	2,914	3,104	48.42	51.58
5	11	2017	5	18	6,015	9.20	59	65,365	2,953	3,062	49.09	50.91
4	20	2017	5	17	6,014	9.20	60	65,365	2,888	3,126	48.02	51.98
6	5	2017	2	18	6,014	9.20	61	65,365	3,197	2,817	53.16	46.84
3	31	2017	6	18	6,008	9.19	62	65,365	3,026	2,982	50.37	49.63
5	4	2017	5	17	6,005	9.19	63	65,365	2,890	3,115	48.13	51.87
11	16	2017	5	17	6,005	9.19	64	65,365	2,897	3,108	48.24	51.76
6	23	2017	6	16	5,999	9.18	65	65,365	2,973	3,026	49.56	50.44
3	31	2017	6	16	5,994	9.17	66	65,365	2,911	3,083	48.57	51.43
4	14	2017	6	17	5,994	9.17	67	65,365	2,911	3,083	48.57	51.43

MO	DY	YR	DAY OF WK	HR	HR VOL	PERCENT OF AADT	HOUR NUMBER	AADT	NORTH VOLUME	SOUTH VOLUME	PERCENT NORTH IS OF TOTAL VOLUME	PERCENT SOUTH IS OF TOTAL VOLUME
9	29	2017	6	16	5,994	9.17	68	65,365	3,023	2,971	50.43	49.57
4	14	2017	6	18	5,993	9.17	69	65,365	3,015	2,978	50.31	49.69
5	18	2017	5	16	5,988	9.16	70	65,365	2,909	3,079	48.58	51.42
6	1	2017	5	16	5,988	9.16	71	65,365	2,843	3,145	47.48	52.52
5	24	2017	4	18	5,985	9.16	72	65,365	2,953	3,032	49.34	50.66
6	13	2017	3	17	5,984	9.15	73	65,365	2,870	3,114	47.96	52.04
6	28	2017	4	17	5,981	9.15	74	65,365	2,964	3,017	49.56	50.44
5	3	2017	4	17	5,979	9.15	75	65,365	2,883	3,096	48.22	51.78
4	14	2017	6	16	5,976	9.14	76	65,365	3,058	2,918	51.17	48.83
5	31	2017	4	17	5,975	9.14	77	65,365	2,939	3,036	49.19	50.81
7	27	2017	5	18	5,973	9.14	78	65,365	3,035	2,938	50.81	49.19
9	1	2017	6	17	5,973	9.14	79	65,365	2,984	2,989	49.96	50.04
6	14	2017	4	18	5,970	9.13	80	65,365	2,902	3,068	48.61	51.39
5	10	2017	4	18	5,967	9.13	81	65,365	3,055	2,912	51.20	48.80
12	1	2017	6	17	5,966	9.13	82	65,365	2,922	3,044	48.98	51.02
10	6	2017	6	16	5,965	9.13	83	65,365	2,978	2,987	49.92	50.08
5	16	2017	3	18	5,963	9.12	84	65,365	2,929	3,034	49.12	50.88
2	17	2017	6	17	5,961	9.12	85	65,365	2,939	3,022	49.30	50.70
6	23	2017	6	17	5,954	9.11	86	65,365	3,008	2,946	50.52	49.48
10	12	2017	5	18	5,952	9.11	87	65,365	2,939	3,013	49.38	50.62
5	17	2017	4	16	5,951	9.10	88	65,365	2,749	3,202	46.19	53.81
10	12	2017	5	17	5,951	9.10	89	65,365	2,919	3,032	49.05	50.95
10	31	2017	3	17	5,950	9.10	90	65,365	2,898	3,052	48.71	51.29
9	22	2017	6	17	5,947	9.10	91	65,365	2,970	2,977	49.94	50.06
7	20	2017	5	18	5,946	9.10	92	65,365	3,029	2,917	50.94	49.06
11	16	2017	5	18	5,944	9.09	93	65,365	2,980	2,964	50.13	49.87
5	1	2017	2	17	5,933	9.08	94	65,365	2,867	3,066	48.32	51.68
4	27	2017	5	18	5,932	9.08	95	65,365	3,011	2,921	50.76	49.24
8	31	2017	5	17	5,931	9.07	96	65,365	2,837	3,094	47.83	52.17
5	2	2017	3	17	5,930	9.07	97	65,365	2,768	3,162	46.68	53.32
3	24	2017	6	16	5,928	9.07	98	65,365	3,039	2,889	51.27	48.73
7	14	2017	6	17	5,928	9.07	99	65,365	3,027	2,901	51.06	48.94
8	18	2017	6	17	5,928	9.07	100	65,365	2,897	3,031	48.87	51.13
6	29	2017	5	17	5,926	9.07	101	65,365	2,879	3,047	48.58	51.42
10	26	2017	5	18	5,925	9.06	102	65,365	2,961	2,964	49.97	50.03
9	15	2017	6	18	5,923	9.06	103	65,365	2,965	2,958	50.06	49.94
5	4	2017	5	18	5,918	9.05	104	65,365	2,986	2,932	50.46	49.54
10	26	2017	5	17	5,916	9.05	105	65,365	2,884	3,032	48.75	51.25
10	11	2017	4	18	5,908	9.04	106	65,365	2,967	2,941	50.22	49.78
10	13	2017	6	16	5,904	9.03	107	65,365	3,006	2,898	50.91	49.09
4	27	2017	5	17	5,903	9.03	108	65,365	2,882	3,021	48.82	51.18
6	9	2017	6	18	5,902	9.03	109	65,365	2,959	2,943	50.14	49.86
2	24	2017	6	17	5,896	9.02	110	65,365	2,864	3,032	48.58	51.42
10	9	2017	2	17	5,896	9.02	111	65,365	2,827	3,069	47.95	52.05
8	17	2017	5	17	5,895	9.02	112	65,365	2,893	3,002	49.08	50.92
3	16	2017	5	18	5,892	9.01	113	65,365	2,940	2,952	49.90	50.10
4	17	2017	2	17	5,884	9.00	114	65,365	2,883	3,001	49.00	51.00
6	29	2017	5	18	5,884	9.00	115	65,365	2,993	2,891	50.87	49.13
3	3	2017	6	17	5,881	9.00	116	65,365	2,865	3,016	48.72	51.28
3	16	2017	5	17	5,880	9.00	117	65,365	2,948	2,932	50.14	49.86
6	22	2017	5	18	5,880	9.00	118	65,365	2,920	2,960	49.66	50.34

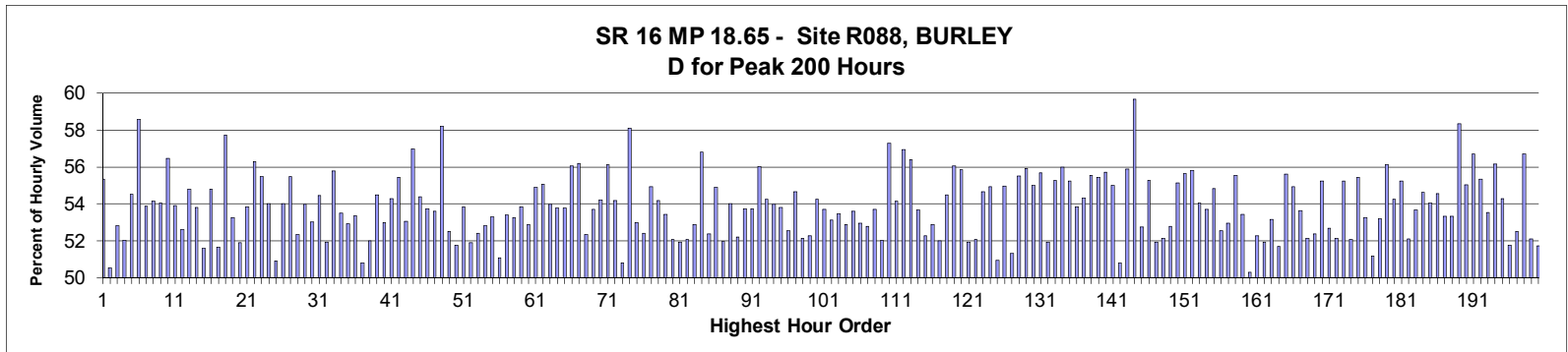
MO	DY	YR	DAY OF WK	HR	HR VOL	PERCENT OF AADT	HOUR NUMBER	AADT	NORTH VOLUME	SOUTH VOLUME	PERCENT NORTH IS OF TOTAL VOLUME	PERCENT SOUTH IS OF TOTAL VOLUME
7	20	2017	5	17	5,878	8.99	119	65,365	2,904	2,974	49.40	50.60
5	16	2017	3	16	5,875	8.99	120	65,365	2,838	3,037	48.31	51.69
6	6	2017	3	17	5,875	8.99	121	65,365	2,927	2,948	49.82	50.18
4	13	2017	5	17	5,874	8.99	122	65,365	2,791	3,083	47.51	52.49
4	21	2017	6	17	5,871	8.98	123	65,365	2,902	2,969	49.43	50.57
6	16	2017	6	16	5,868	8.98	124	65,365	2,862	3,006	48.77	51.23
5	9	2017	3	17	5,866	8.97	125	65,365	2,846	3,020	48.52	51.48
5	9	2017	3	18	5,866	8.97	126	65,365	2,949	2,917	50.27	49.73
10	3	2017	3	17	5,865	8.97	127	65,365	2,834	3,031	48.32	51.68
12	14	2017	5	17	5,864	8.97	128	65,365	2,777	3,087	47.36	52.64
12	8	2017	6	16	5,863	8.97	129	65,365	2,944	2,919	50.21	49.79
3	10	2017	6	18	5,862	8.97	130	65,365	2,838	3,024	48.41	51.59
3	15	2017	4	17	5,862	8.97	131	65,365	2,956	2,906	50.43	49.57
6	16	2017	6	18	5,856	8.96	132	65,365	2,854	3,002	48.74	51.26
5	8	2017	2	17	5,855	8.96	133	65,365	2,795	3,060	47.74	52.26
5	11	2017	5	16	5,855	8.96	134	65,365	2,756	3,099	47.07	52.93
11	21	2017	3	17	5,855	8.96	135	65,365	2,780	3,075	47.48	52.52
11	7	2017	3	17	5,853	8.95	136	65,365	2,830	3,023	48.35	51.65
11	27	2017	2	17	5,853	8.95	137	65,365	2,803	3,050	47.89	52.11
12	8	2017	6	17	5,853	8.95	138	65,365	2,910	2,943	49.72	50.28
8	23	2017	4	18	5,852	8.95	139	65,365	2,913	2,939	49.78	50.22
4	25	2017	3	17	5,851	8.95	140	65,365	2,796	3,055	47.79	52.21
5	3	2017	4	18	5,851	8.95	141	65,365	2,823	3,028	48.25	51.75
12	5	2017	3	17	5,847	8.95	142	65,365	2,839	3,008	48.55	51.45
3	22	2017	4	17	5,846	8.94	143	65,365	2,851	2,995	48.77	51.23
5	23	2017	3	18	5,845	8.94	144	65,365	2,925	2,920	50.04	49.96
10	20	2017	6	16	5,845	8.94	145	65,365	2,891	2,954	49.46	50.54
6	15	2017	5	17	5,844	8.94	146	65,365	2,918	2,926	49.93	50.07
11	22	2017	4	17	5,843	8.94	147	65,365	2,899	2,944	49.61	50.39
5	1	2017	2	18	5,842	8.94	148	65,365	2,958	2,884	50.63	49.37
9	26	2017	3	18	5,842	8.94	149	65,365	3,034	2,808	51.93	48.07
7	13	2017	5	17	5,841	8.94	150	65,365	2,928	2,913	50.13	49.87
9	14	2017	5	17	5,841	8.94	151	65,365	2,853	2,988	48.84	51.16
11	22	2017	4	16	5,841	8.94	152	65,365	2,987	2,854	51.14	48.86
5	19	2017	6	18	5,831	8.92	153	65,365	2,853	2,978	48.93	51.07
7	14	2017	6	18	5,831	8.92	154	65,365	3,061	2,770	52.50	47.50
3	30	2017	5	17	5,830	8.92	155	65,365	2,844	2,986	48.78	51.22
9	19	2017	3	17	5,830	8.92	156	65,365	2,794	3,036	47.92	52.08
5	11	2017	5	17	5,825	8.91	157	65,365	2,887	2,938	49.56	50.44
4	18	2017	3	18	5,824	8.91	158	65,365	2,911	2,913	49.98	50.02
7	11	2017	3	18	5,824	8.91	159	65,365	3,020	2,804	51.85	48.15
3	2	2017	5	17	5,823	8.91	160	65,365	2,801	3,022	48.10	51.90
3	21	2017	3	17	5,822	8.91	161	65,365	2,767	3,055	47.53	52.47
9	15	2017	6	16	5,822	8.91	162	65,365	2,816	3,006	48.37	51.63
9	22	2017	6	16	5,822	8.91	163	65,365	2,927	2,895	50.27	49.73
8	10	2017	5	17	5,818	8.90	164	65,365	2,923	2,895	50.24	49.76
6	8	2017	5	16	5,817	8.90	165	65,365	2,834	2,983	48.72	51.28
6	12	2017	2	17	5,817	8.90	166	65,365	2,775	3,042	47.71	52.29
8	11	2017	6	17	5,814	8.89	167	65,365	2,882	2,932	49.57	50.43
5	31	2017	4	18	5,813	8.89	168	65,365	2,860	2,953	49.20	50.80
6	14	2017	4	16	5,813	8.89	169	65,365	2,778	3,035	47.79	52.21

MO	DY	YR	DAY OF WK	HR	HR VOL	PERCENT OF AADT	HOUR NUMBER	AADT	NORTH VOLUME	SOUTH VOLUME	PERCENT NORTH IS OF TOTAL VOLUME	PERCENT SOUTH IS OF TOTAL VOLUME
11	17	2017	6	16	5,813	8.89	170	65,365	2,925	2,888	50.32	49.68
4	28	2017	6	16	5,812	8.89	171	65,365	2,899	2,913	49.88	50.12
5	24	2017	4	16	5,809	8.89	172	65,365	2,709	3,100	46.63	53.37
9	14	2017	5	18	5,809	8.89	173	65,365	2,870	2,939	49.41	50.59
4	21	2017	6	16	5,807	8.88	174	65,365	2,872	2,935	49.46	50.54
6	7	2017	4	17	5,806	8.88	175	65,365	2,873	2,933	49.48	50.52
7	27	2017	5	17	5,805	8.88	176	65,365	2,881	2,924	49.63	50.37
2	23	2017	5	17	5,804	8.88	177	65,365	2,755	3,049	47.47	52.53
9	25	2017	2	17	5,803	8.88	178	65,365	2,803	3,000	48.30	51.70
6	8	2017	5	18	5,801	8.87	179	65,365	2,896	2,905	49.92	50.08
8	11	2017	6	18	5,799	8.87	180	65,365	2,934	2,865	50.59	49.41
9	18	2017	2	17	5,799	8.87	181	65,365	2,858	2,941	49.28	50.72
10	10	2017	3	18	5,799	8.87	182	65,365	2,928	2,871	50.49	49.51
6	27	2017	3	17	5,798	8.87	183	65,365	2,864	2,934	49.40	50.60
9	27	2017	4	17	5,796	8.87	184	65,365	2,844	2,952	49.07	50.93
4	19	2017	4	17	5,795	8.87	185	65,365	2,779	3,016	47.96	52.04
8	22	2017	3	17	5,795	8.87	186	65,365	2,911	2,884	50.23	49.77
8	18	2017	6	18	5,791	8.86	187	65,365	2,874	2,917	49.63	50.37
9	20	2017	4	17	5,790	8.86	188	65,365	2,905	2,885	50.17	49.83
10	31	2017	3	18	5,789	8.86	189	65,365	2,871	2,918	49.59	50.41
10	10	2017	3	17	5,787	8.85	190	65,365	2,846	2,941	49.18	50.82
2	24	2017	6	16	5,786	8.85	191	65,365	2,923	2,863	50.52	49.48
8	22	2017	3	18	5,783	8.85	192	65,365	2,887	2,896	49.92	50.08
11	9	2017	5	17	5,783	8.85	193	65,365	2,983	2,800	51.58	48.42
6	28	2017	4	18	5,782	8.85	194	65,365	2,883	2,899	49.86	50.14
4	11	2017	3	17	5,777	8.84	195	65,365	2,798	2,979	48.43	51.57
7	10	2017	2	17	5,777	8.84	196	65,365	2,830	2,947	48.99	51.01
7	7	2017	6	16	5,775	8.84	197	65,365	2,924	2,851	50.63	49.37
4	21	2017	6	18	5,774	8.83	198	65,365	2,888	2,886	50.02	49.98
6	30	2017	6	15	5,774	8.83	199	65,365	3,027	2,747	52.42	47.58
12	21	2017	5	17	5,772	8.83	200	65,365	2,842	2,930	49.24	50.76





**AADT= 52,838      K 30 FACTOR= 8.58      K 100 FACTOR= 8.38      K 200 FACTOR= 8.18      D 30 FACTOR= 53.01**



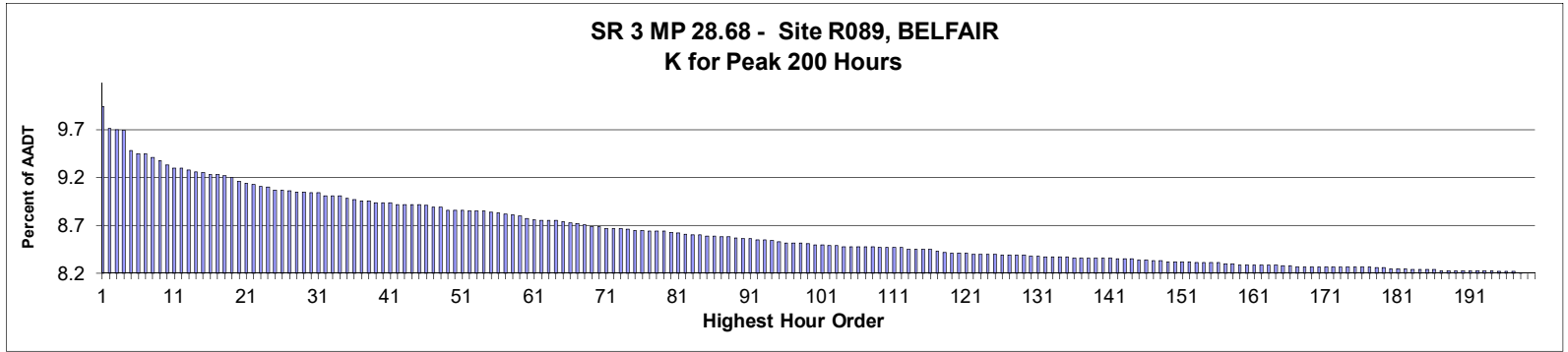
MO	DY	YR	DAY OF WK	HR	HR VOL	PERCENT OF AADT	HOUR NUMBER	AADT	EAST VOLUME	WEST VOLUME	PERCENT EAST IS OF TOTAL VOLUME	PERCENT WEST IS OF TOTAL VOLUME
5	23	2017	3	17	4,871	9.22	1	52,838	2,176	2,695	44.67	55.33
6	13	2017	3	17	4,810	9.10	2	52,838	2,379	2,431	49.46	50.54
6	16	2017	6	17	4,792	9.07	3	52,838	2,261	2,531	47.18	52.82
6	13	2017	3	18	4,743	8.98	4	52,838	2,468	2,275	52.03	47.97
5	19	2017	6	17	4,709	8.91	5	52,838	2,142	2,567	45.49	54.51
9	1	2017	6	17	4,709	8.91	6	52,838	1,951	2,758	41.43	58.57
6	14	2017	4	17	4,688	8.87	7	52,838	2,162	2,526	46.12	53.88
9	22	2017	6	18	4,660	8.82	8	52,838	2,137	2,523	45.86	54.14
8	17	2017	5	17	4,653	8.81	9	52,838	2,138	2,515	45.95	54.05
7	21	2017	6	17	4,640	8.78	10	52,838	2,020	2,620	43.53	56.47
4	28	2017	6	17	4,633	8.77	11	52,838	2,135	2,498	46.08	53.92
6	16	2017	6	16	4,624	8.75	12	52,838	2,191	2,433	47.38	52.62
5	12	2017	6	17	4,618	8.74	13	52,838	2,087	2,531	45.19	54.81
9	15	2017	6	17	4,603	8.71	14	52,838	2,126	2,477	46.19	53.81
12	8	2017	6	17	4,603	8.71	15	52,838	2,229	2,374	48.42	51.58
7	14	2017	6	17	4,599	8.70	16	52,838	2,079	2,520	45.21	54.79

MO	DY	YR	DAY OF WK	HR	HR VOL	PERCENT OF AADT	HOUR NUMBER	AADT	EAST VOLUME	WEST VOLUME	PERCENT	PERCENT
											IS OF TOTAL VOLUME	WEST IS OF TOTAL VOLUME
11	17	2017	6	17	4,594	8.69	17	52,838	2,221	2,373	48.35	51.65
6	16	2017	6	18	4,593	8.69	18	52,838	1,942	2,651	42.28	57.72
6	9	2017	6	16	4,585	8.68	19	52,838	2,143	2,442	46.74	53.26
6	9	2017	6	17	4,583	8.67	20	52,838	2,205	2,378	48.11	51.89
8	24	2017	5	17	4,582	8.67	21	52,838	2,115	2,467	46.16	53.84
7	28	2017	6	17	4,574	8.66	22	52,838	1,999	2,575	43.70	56.30
7	21	2017	6	18	4,567	8.64	23	52,838	2,033	2,534	44.51	55.49
9	29	2017	6	18	4,565	8.64	24	52,838	2,100	2,465	46.00	54.00
12	15	2017	6	17	4,562	8.63	25	52,838	2,240	2,322	49.10	50.90
9	8	2017	6	17	4,560	8.63	26	52,838	2,097	2,463	45.99	54.01
7	7	2017	6	17	4,559	8.63	27	52,838	2,029	2,530	44.51	55.49
6	22	2017	5	17	4,556	8.62	28	52,838	2,172	2,384	47.67	52.33
6	19	2017	2	17	4,540	8.59	29	52,838	2,089	2,451	46.01	53.99
1	27	2017	6	17	4,535	8.58	30	52,838	2,131	2,404	46.99	53.01
6	30	2017	6	17	4,535	8.58	31	52,838	2,066	2,469	45.56	54.44
6	6	2017	3	17	4,533	8.58	32	52,838	2,179	2,354	48.07	51.93
12	20	2017	4	17	4,533	8.58	33	52,838	2,005	2,528	44.23	55.77
5	4	2017	5	17	4,532	8.58	34	52,838	2,108	2,424	46.51	53.49
10	27	2017	6	17	4,525	8.56	35	52,838	2,131	2,394	47.09	52.91
7	13	2017	5	18	4,521	8.56	36	52,838	2,108	2,413	46.63	53.37
10	11	2017	4	17	4,521	8.56	37	52,838	2,225	2,296	49.21	50.79
6	20	2017	3	17	4,520	8.55	38	52,838	2,169	2,351	47.99	52.01
4	28	2017	6	18	4,519	8.55	39	52,838	2,057	2,462	45.52	54.48
5	5	2017	6	17	4,519	8.55	40	52,838	2,124	2,395	47.00	53.00
9	28	2017	5	18	4,519	8.55	41	52,838	2,066	2,453	45.72	54.28
7	27	2017	5	18	4,516	8.55	42	52,838	2,013	2,503	44.57	55.43
7	19	2017	4	17	4,510	8.54	43	52,838	2,118	2,392	46.96	53.04
5	26	2017	6	17	4,509	8.53	44	52,838	1,940	2,569	43.03	56.97
3	10	2017	6	17	4,507	8.53	45	52,838	2,056	2,451	45.62	54.38
6	23	2017	6	17	4,504	8.52	46	52,838	2,084	2,420	46.27	53.73
7	26	2017	4	17	4,500	8.52	47	52,838	2,088	2,412	46.40	53.60
8	18	2017	6	18	4,500	8.52	48	52,838	1,880	2,620	41.78	58.22
9	28	2017	5	17	4,499	8.51	49	52,838	2,137	2,362	47.50	52.50
7	12	2017	4	17	4,498	8.51	50	52,838	2,170	2,328	48.24	51.76
6	7	2017	4	17	4,496	8.51	51	52,838	2,076	2,420	46.17	53.83
7	13	2017	5	17	4,496	8.51	52	52,838	2,163	2,333	48.11	51.89
7	18	2017	3	17	4,496	8.51	53	52,838	2,139	2,357	47.58	52.42
6	27	2017	3	17	4,491	8.50	54	52,838	2,119	2,372	47.18	52.82
5	3	2017	4	17	4,489	8.50	55	52,838	2,097	2,392	46.71	53.29
12	13	2017	4	17	4,489	8.50	56	52,838	2,196	2,293	48.92	51.08
3	24	2017	6	17	4,488	8.49	57	52,838	2,092	2,396	46.61	53.39
5	24	2017	4	17	4,487	8.49	58	52,838	2,097	2,390	46.74	53.26
7	20	2017	5	17	4,478	8.47	59	52,838	2,067	2,411	46.16	53.84
9	14	2017	5	17	4,477	8.47	60	52,838	2,109	2,368	47.11	52.89
9	7	2017	5	18	4,476	8.47	61	52,838	2,019	2,457	45.11	54.89
6	29	2017	5	18	4,475	8.47	62	52,838	2,011	2,464	44.94	55.06
6	29	2017	5	17	4,470	8.46	63	52,838	2,057	2,413	46.02	53.98
8	23	2017	4	17	4,469	8.46	64	52,838	2,066	2,403	46.23	53.77
4	11	2017	3	17	4,468	8.46	65	52,838	2,066	2,402	46.24	53.76
6	28	2017	4	18	4,467	8.45	66	52,838	1,963	2,504	43.94	56.06
8	11	2017	6	17	4,463	8.45	67	52,838	1,955	2,508	43.80	56.20

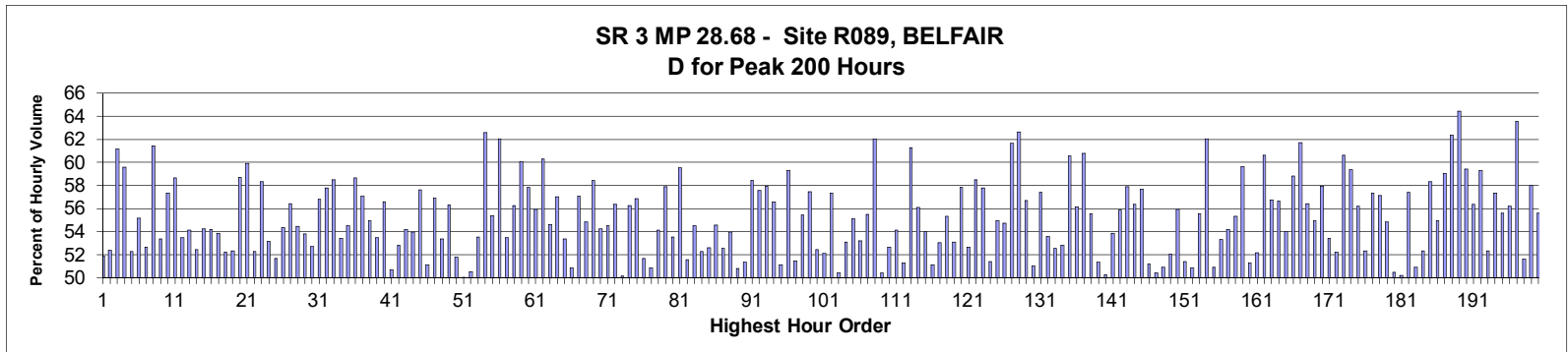
MO	DY	YR	DAY OF WK	HR	HR VOL	PERCENT OF AADT	HOUR NUMBER	AADT	EAST VOLUME	WEST VOLUME	PERCENT	PERCENT
											IS OF TOTAL VOLUME	IS OF TOTAL VOLUME
4	21	2017	6	17	4,462	8.44	68	52,838	2,126	2,336	47.65	52.35
6	2	2017	6	17	4,462	8.44	69	52,838	2,065	2,397	46.28	53.72
5	25	2017	5	18	4,461	8.44	70	52,838	2,042	2,419	45.77	54.23
8	25	2017	6	16	4,461	8.44	71	52,838	1,958	2,503	43.89	56.11
11	16	2017	5	17	4,460	8.44	72	52,838	2,044	2,416	45.83	54.17
1	13	2017	6	17	4,456	8.43	73	52,838	2,192	2,264	49.19	50.81
5	19	2017	6	18	4,456	8.43	74	52,838	1,866	2,590	41.88	58.12
6	22	2017	5	18	4,453	8.43	75	52,838	2,094	2,359	47.02	52.98
8	18	2017	6	17	4,453	8.43	76	52,838	2,119	2,334	47.59	52.41
8	17	2017	5	18	4,452	8.43	77	52,838	2,006	2,446	45.06	54.94
7	6	2017	5	18	4,451	8.42	78	52,838	2,040	2,411	45.83	54.17
10	3	2017	3	17	4,451	8.42	79	52,838	2,073	2,378	46.57	53.43
10	26	2017	5	17	4,449	8.42	80	52,838	2,133	2,316	47.94	52.06
12	14	2017	5	17	4,449	8.42	81	52,838	2,139	2,310	48.08	51.92
6	21	2017	4	17	4,448	8.42	82	52,838	2,132	2,316	47.93	52.07
8	14	2017	2	17	4,448	8.42	83	52,838	2,096	2,352	47.12	52.88
3	10	2017	6	18	4,447	8.42	84	52,838	1,920	2,527	43.18	56.82
5	25	2017	5	17	4,447	8.42	85	52,838	2,118	2,329	47.63	52.37
8	15	2017	3	18	4,447	8.42	86	52,838	2,005	2,442	45.09	54.91
7	25	2017	3	17	4,444	8.41	87	52,838	2,134	2,310	48.02	51.98
7	11	2017	3	17	4,443	8.41	88	52,838	2,044	2,399	46.00	54.00
10	5	2017	5	17	4,442	8.41	89	52,838	2,123	2,319	47.79	52.21
8	29	2017	3	17	4,440	8.40	90	52,838	2,054	2,386	46.26	53.74
8	10	2017	5	17	4,439	8.40	91	52,838	2,053	2,386	46.25	53.75
6	9	2017	6	18	4,438	8.40	92	52,838	1,951	2,487	43.96	56.04
8	8	2017	3	17	4,438	8.40	93	52,838	2,031	2,407	45.76	54.24
8	16	2017	4	17	4,438	8.40	94	52,838	2,042	2,396	46.01	53.99
11	29	2017	4	17	4,436	8.40	95	52,838	2,050	2,386	46.21	53.79
10	20	2017	6	17	4,434	8.39	96	52,838	2,104	2,330	47.45	52.55
8	24	2017	5	18	4,433	8.39	97	52,838	2,010	2,423	45.34	54.66
9	25	2017	2	17	4,431	8.39	98	52,838	2,121	2,310	47.87	52.13
11	7	2017	3	17	4,430	8.38	99	52,838	2,115	2,315	47.74	52.26
5	12	2017	6	18	4,429	8.38	100	52,838	2,026	2,403	45.74	54.26
7	6	2017	5	17	4,427	8.38	101	52,838	2,050	2,377	46.31	53.69
6	12	2017	2	17	4,426	8.38	102	52,838	2,074	2,352	46.86	53.14
11	17	2017	6	18	4,423	8.37	103	52,838	2,058	2,365	46.53	53.47
3	30	2017	5	17	4,422	8.37	104	52,838	2,083	2,339	47.11	52.89
2	14	2017	3	17	4,421	8.37	105	52,838	2,052	2,369	46.41	53.59
5	11	2017	5	17	4,421	8.37	106	52,838	2,079	2,342	47.03	52.97
6	28	2017	4	17	4,421	8.37	107	52,838	2,088	2,333	47.23	52.77
8	18	2017	6	16	4,419	8.36	108	52,838	2,045	2,374	46.28	53.72
7	27	2017	5	17	4,417	8.36	109	52,838	2,118	2,299	47.95	52.05
9	15	2017	6	18	4,416	8.36	110	52,838	1,886	2,530	42.71	57.29
7	21	2017	6	16	4,413	8.35	111	52,838	2,023	2,390	45.84	54.16
10	27	2017	6	18	4,412	8.35	112	52,838	1,900	2,512	43.06	56.94
9	8	2017	6	18	4,411	8.35	113	52,838	1,923	2,488	43.60	56.40
9	7	2017	5	17	4,409	8.34	114	52,838	2,043	2,366	46.34	53.66
10	17	2017	3	17	4,408	8.34	115	52,838	2,104	2,304	47.73	52.27
12	21	2017	5	17	4,408	8.34	116	52,838	2,077	2,331	47.12	52.88
4	14	2017	6	17	4,407	8.34	117	52,838	2,116	2,291	48.01	51.99
5	31	2017	4	18	4,407	8.34	118	52,838	2,005	2,402	45.50	54.50

MO	DY	YR	DAY OF WK	HR	HR VOL	PERCENT OF AADT	HOUR NUMBER	AADT	EAST VOLUME	WEST VOLUME	PERCENT EAST IS OF TOTAL VOLUME	PERCENT WEST IS OF TOTAL VOLUME
6	30	2017	6	16	4,407	8.34	119	52,838	1,936	2,471	43.93	56.07
6	12	2017	2	18	4,406	8.34	120	52,838	1,945	2,461	44.14	55.86
5	17	2017	4	17	4,405	8.34	121	52,838	2,117	2,288	48.06	51.94
10	4	2017	4	17	4,401	8.33	122	52,838	2,110	2,291	47.94	52.06
6	14	2017	4	18	4,400	8.33	123	52,838	1,995	2,405	45.34	54.66
6	27	2017	3	18	4,400	8.33	124	52,838	1,983	2,417	45.07	54.93
7	5	2017	4	17	4,397	8.32	125	52,838	2,157	2,240	49.06	50.94
8	15	2017	3	17	4,397	8.32	126	52,838	1,980	2,417	45.03	54.97
12	1	2017	6	17	4,397	8.32	127	52,838	2,141	2,256	48.69	51.31
8	31	2017	5	17	4,393	8.31	128	52,838	1,954	2,439	44.48	55.52
9	1	2017	6	16	4,393	8.31	129	52,838	1,937	2,456	44.09	55.91
8	4	2017	6	17	4,392	8.31	130	52,838	1,977	2,415	45.01	54.99
8	31	2017	5	18	4,391	8.31	131	52,838	1,946	2,445	44.32	55.68
9	29	2017	6	17	4,391	8.31	132	52,838	2,111	2,280	48.08	51.92
4	4	2017	3	17	4,390	8.31	133	52,838	1,964	2,426	44.74	55.26
8	16	2017	4	18	4,390	8.31	134	52,838	1,932	2,458	44.01	55.99
8	22	2017	3	18	4,387	8.30	135	52,838	1,963	2,424	44.75	55.25
5	5	2017	6	16	4,385	8.30	136	52,838	2,024	2,361	46.16	53.84
9	6	2017	4	17	4,384	8.30	137	52,838	2,003	2,381	45.69	54.31
7	14	2017	6	16	4,383	8.30	138	52,838	1,949	2,434	44.47	55.53
5	23	2017	3	18	4,382	8.29	139	52,838	1,952	2,430	44.55	55.45
8	30	2017	4	17	4,382	8.29	140	52,838	1,940	2,442	44.27	55.73
9	22	2017	6	17	4,381	8.29	141	52,838	1,972	2,409	45.01	54.99
11	15	2017	4	17	4,380	8.29	142	52,838	2,155	2,225	49.20	50.80
8	3	2017	5	18	4,379	8.29	143	52,838	1,931	2,448	44.10	55.90
5	26	2017	6	18	4,375	8.28	144	52,838	1,765	2,610	40.34	59.66
5	9	2017	3	18	4,374	8.28	145	52,838	2,067	2,307	47.26	52.74
8	4	2017	6	16	4,374	8.28	146	52,838	1,956	2,418	44.72	55.28
6	5	2017	2	17	4,370	8.27	147	52,838	2,101	2,269	48.08	51.92
11	3	2017	6	17	4,368	8.27	148	52,838	2,090	2,278	47.85	52.15
5	10	2017	4	17	4,367	8.26	149	52,838	2,062	2,305	47.22	52.78
5	24	2017	4	18	4,367	8.26	150	52,838	1,959	2,408	44.86	55.14
6	1	2017	5	18	4,364	8.26	151	52,838	1,935	2,429	44.34	55.66
7	14	2017	6	18	4,363	8.26	152	52,838	1,927	2,436	44.17	55.83
12	12	2017	3	17	4,363	8.26	153	52,838	2,005	2,358	45.95	54.05
9	14	2017	5	18	4,362	8.26	154	52,838	2,019	2,343	46.29	53.71
8	23	2017	4	18	4,361	8.25	155	52,838	1,970	2,391	45.17	54.83
10	16	2017	2	17	4,361	8.25	156	52,838	2,070	2,291	47.47	52.53
5	18	2017	5	17	4,360	8.25	157	52,838	2,051	2,309	47.04	52.96
8	25	2017	6	17	4,360	8.25	158	52,838	1,938	2,422	44.45	55.55
9	13	2017	4	17	4,359	8.25	159	52,838	2,030	2,329	46.57	53.43
9	27	2017	4	17	4,359	8.25	160	52,838	2,167	2,192	49.71	50.29
2	17	2017	6	17	4,357	8.25	161	52,838	2,080	2,277	47.74	52.26
3	31	2017	6	17	4,357	8.25	162	52,838	2,094	2,263	48.06	51.94
8	9	2017	4	17	4,357	8.25	163	52,838	2,041	2,316	46.84	53.16
7	10	2017	2	17	4,356	8.24	164	52,838	2,104	2,252	48.30	51.70
8	3	2017	5	17	4,354	8.24	165	52,838	1,932	2,422	44.37	55.63
5	26	2017	6	16	4,353	8.24	166	52,838	1,962	2,391	45.07	54.93
10	27	2017	6	16	4,353	8.24	167	52,838	2,019	2,334	46.38	53.62
10	24	2017	3	17	4,352	8.24	168	52,838	2,083	2,269	47.86	52.14
6	1	2017	5	17	4,351	8.23	169	52,838	2,072	2,279	47.62	52.38

MO	DY	YR	DAY OF WK	HR	HR VOL	PERCENT OF AADT	HOUR NUMBER	AADT	EAST VOLUME	WEST VOLUME	PERCENT EAST IS OF TOTAL VOLUME	PERCENT WEST IS OF TOTAL VOLUME
4	12	2017	4	17	4,349	8.23	170	52,838	1,946	2,403	44.75	55.25
10	25	2017	4	17	4,349	8.23	171	52,838	2,058	2,291	47.32	52.68
5	19	2017	6	16	4,348	8.23	172	52,838	2,081	2,267	47.86	52.14
7	20	2017	5	18	4,346	8.23	173	52,838	1,945	2,401	44.75	55.25
9	26	2017	3	17	4,346	8.23	174	52,838	2,083	2,263	47.93	52.07
7	28	2017	6	16	4,345	8.22	175	52,838	1,936	2,409	44.56	55.44
10	31	2017	3	17	4,344	8.22	176	52,838	2,030	2,314	46.73	53.27
11	30	2017	5	17	4,344	8.22	177	52,838	2,121	2,223	48.83	51.17
7	10	2017	2	18	4,343	8.22	178	52,838	2,032	2,311	46.79	53.21
8	11	2017	6	15	4,343	8.22	179	52,838	1,905	2,438	43.86	56.14
4	6	2017	5	17	4,342	8.22	180	52,838	1,986	2,356	45.74	54.26
7	11	2017	3	18	4,342	8.22	181	52,838	1,943	2,399	44.75	55.25
12	6	2017	4	17	4,342	8.22	182	52,838	2,080	2,262	47.90	52.10
6	20	2017	3	18	4,341	8.22	183	52,838	2,011	2,330	46.33	53.67
6	21	2017	4	18	4,340	8.21	184	52,838	1,969	2,371	45.37	54.63
7	17	2017	2	17	4,338	8.21	185	52,838	1,993	2,345	45.94	54.06
6	6	2017	3	18	4,337	8.21	186	52,838	1,971	2,366	45.45	54.55
1	20	2017	6	17	4,335	8.20	187	52,838	2,023	2,312	46.67	53.33
11	1	2017	4	17	4,335	8.20	188	52,838	2,023	2,312	46.67	53.33
9	6	2017	4	18	4,334	8.20	189	52,838	1,806	2,528	41.67	58.33
5	10	2017	4	18	4,333	8.20	190	52,838	1,949	2,384	44.98	55.02
7	22	2017	7	14	4,333	8.20	191	52,838	1,876	2,457	43.30	56.70
6	8	2017	5	18	4,328	8.19	192	52,838	1,933	2,395	44.66	55.34
7	18	2017	3	18	4,328	8.19	193	52,838	2,011	2,317	46.46	53.54
11	22	2017	4	16	4,325	8.19	194	52,838	1,896	2,429	43.84	56.16
4	11	2017	3	18	4,324	8.18	195	52,838	1,977	2,347	45.72	54.28
6	2	2017	6	16	4,324	8.18	196	52,838	2,086	2,238	48.24	51.76
5	30	2017	3	17	4,323	8.18	197	52,838	2,053	2,270	47.49	52.51
7	22	2017	7	12	4,321	8.18	198	52,838	1,871	2,450	43.30	56.70
2	17	2017	6	16	4,320	8.18	199	52,838	2,069	2,251	47.89	52.11
6	15	2017	5	17	4,320	8.18	200	52,838	2,086	2,234	48.29	51.71



AADT= 17,544      K 30 FACTOR= 9.05      K 100 FACTOR= 8.51      K 200 FACTOR= 8.21      D 30 FACTOR= 52.71



MO	DY	YR	DAY OF WK	HR	HR VOL	PERCENT OF AADT	HOUR NUMBER	AADT	NORTH VOLUME	SOUTH VOLUME	PERCENT NORTH IS OF TOTAL VOLUME	PERCENT SOUTH IS OF TOTAL VOLUME
8	5	2017	7	13	1,746	9.95	1	17,544	840	906	48.11	51.89
7	22	2017	7	13	1,706	9.72	2	17,544	812	894	47.60	52.40
9	2	2017	7	14	1,704	9.71	3	17,544	662	1,042	38.85	61.15
9	2	2017	7	12	1,702	9.70	4	17,544	688	1,014	40.42	59.58
8	19	2017	7	14	1,665	9.49	5	17,544	795	870	47.75	52.25
7	30	2017	1	13	1,660	9.46	6	17,544	916	744	55.18	44.82
7	22	2017	7	14	1,659	9.46	7	17,544	785	874	47.32	52.68
9	2	2017	7	13	1,653	9.42	8	17,544	637	1,016	38.54	61.46
8	6	2017	1	13	1,647	9.39	9	17,544	879	768	53.37	46.63
9	1	2017	6	14	1,638	9.34	10	17,544	699	939	42.67	57.33
8	13	2017	1	13	1,634	9.31	11	17,544	958	676	58.63	41.37
8	26	2017	7	13	1,633	9.31	12	17,544	760	873	46.54	53.46
9	3	2017	1	13	1,630	9.29	13	17,544	748	882	45.89	54.11
7	29	2017	7	13	1,626	9.27	14	17,544	773	853	47.54	52.46
7	23	2017	1	13	1,625	9.26	15	17,544	881	744	54.22	45.78
7	22	2017	7	12	1,621	9.24	16	17,544	743	878	45.84	54.16

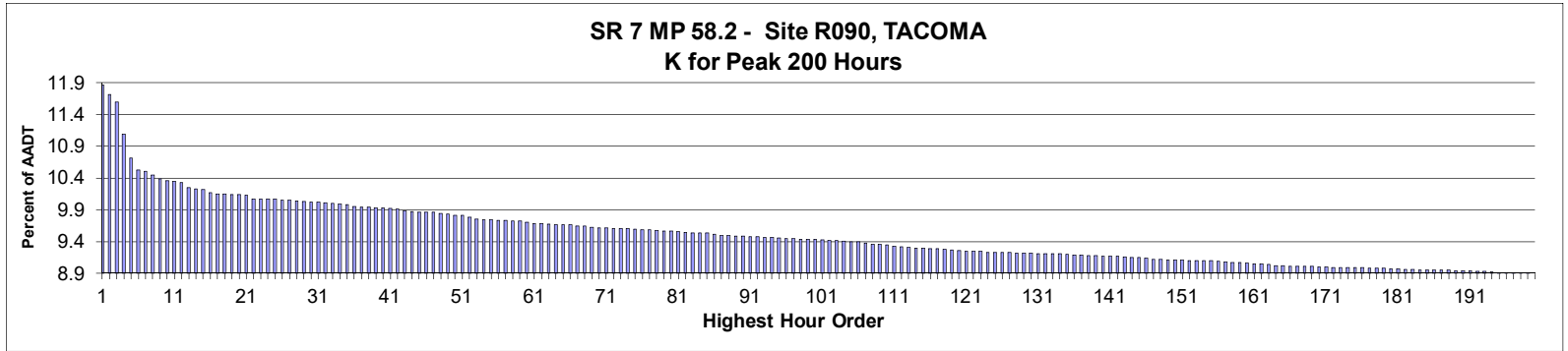
MO	DY	YR	DAY OF WK	HR	HR VOL	PERCENT OF AADT	HOUR NUMBER	AADT	NORTH VOLUME	SOUTH VOLUME	PERCENT NORTH IS OF TOTAL VOLUME	PERCENT SOUTH IS OF TOTAL VOLUME
8	6	2017	1	14	1,621	9.24	17	17,544	873	748	53.86	46.14
8	20	2017	1	13	1,619	9.23	18	17,544	845	774	52.19	47.81
8	20	2017	1	14	1,616	9.21	19	17,544	846	770	52.35	47.65
9	2	2017	7	15	1,608	9.17	20	17,544	664	944	41.29	58.71
7	23	2017	1	15	1,606	9.15	21	17,544	962	644	59.90	40.10
8	27	2017	1	13	1,603	9.14	22	17,544	838	765	52.28	47.72
9	4	2017	2	13	1,600	9.12	23	17,544	933	667	58.31	41.69
7	15	2017	7	12	1,599	9.11	24	17,544	749	850	46.84	53.16
8	19	2017	7	15	1,593	9.08	25	17,544	770	823	48.34	51.66
8	26	2017	7	14	1,593	9.08	26	17,544	727	866	45.64	54.36
8	5	2017	7	12	1,592	9.07	27	17,544	694	898	43.59	56.41
7	16	2017	1	13	1,589	9.06	28	17,544	865	724	54.44	45.56
8	25	2017	6	15	1,589	9.06	29	17,544	734	855	46.19	53.81
7	15	2017	7	15	1,588	9.05	30	17,544	751	837	47.29	52.71
8	25	2017	6	16	1,588	9.05	31	17,544	686	902	43.20	56.80
9	2	2017	7	11	1,583	9.02	32	17,544	668	915	42.20	57.80
7	23	2017	1	14	1,582	9.02	33	17,544	925	657	58.47	41.53
8	26	2017	7	12	1,582	9.02	34	17,544	737	845	46.59	53.41
7	21	2017	6	15	1,578	8.99	35	17,544	718	860	45.50	54.50
9	4	2017	2	12	1,576	8.98	36	17,544	924	652	58.63	41.37
7	21	2017	6	16	1,574	8.97	37	17,544	676	898	42.95	57.05
7	22	2017	7	15	1,574	8.97	38	17,544	709	865	45.04	54.96
7	16	2017	1	14	1,571	8.95	39	17,544	840	731	53.47	46.53
8	5	2017	7	14	1,571	8.95	40	17,544	682	889	43.41	56.59
6	17	2017	7	13	1,570	8.95	41	17,544	796	774	50.70	49.30
7	18	2017	1	13	1,567	8.93	42	17,544	828	739	52.84	47.16
6	15	2017	7	13	1,567	8.93	43	17,544	718	849	45.82	54.18
8	12	2017	7	13	1,566	8.93	44	17,544	721	845	46.04	53.96
9	4	2017	2	14	1,566	8.93	45	17,544	902	664	57.60	42.40
8	26	2017	7	15	1,565	8.92	46	17,544	765	800	48.88	51.12
7	29	2017	7	12	1,562	8.90	47	17,544	673	889	43.09	56.91
8	18	2017	6	15	1,561	8.90	48	17,544	728	833	46.64	53.36
8	11	2017	6	16	1,557	8.87	49	17,544	680	877	43.67	56.33
8	12	2017	7	12	1,557	8.87	50	17,544	751	806	48.23	51.77
6	17	2017	7	16	1,556	8.87	51	17,544	779	777	50.06	49.94
7	14	2017	6	15	1,555	8.86	52	17,544	769	786	49.45	50.55
7	15	2017	7	14	1,555	8.86	53	17,544	723	832	46.50	53.50
7	23	2017	1	16	1,554	8.86	54	17,544	973	581	62.61	37.39
8	19	2017	7	13	1,553	8.85	55	17,544	693	860	44.62	55.38
7	30	2017	1	15	1,551	8.84	56	17,544	962	589	62.02	37.98
8	11	2017	6	14	1,549	8.83	57	17,544	721	828	46.55	53.45
5	28	2017	1	12	1,548	8.82	58	17,544	677	871	43.73	56.27
5	29	2017	2	13	1,545	8.81	59	17,544	928	617	60.06	39.94
7	30	2017	1	14	1,540	8.78	60	17,544	891	649	57.86	42.14
7	5	2017	4	13	1,538	8.77	61	17,544	860	678	55.92	44.08
7	30	2017	1	16	1,537	8.76	62	17,544	927	610	60.31	39.69
8	19	2017	7	12	1,536	8.76	63	17,544	697	839	45.38	54.62
9	1	2017	6	15	1,536	8.76	64	17,544	660	876	42.97	57.03
8	27	2017	1	14	1,535	8.75	65	17,544	819	716	53.36	46.64
7	29	2017	7	14	1,533	8.74	66	17,544	753	780	49.12	50.88
9	3	2017	1	12	1,532	8.73	67	17,544	658	874	42.95	57.05

MO	DY	YR	DAY OF WK	HR	HR VOL	PERCENT OF AADT	HOUR NUMBER	AADT	NORTH VOLUME	SOUTH VOLUME	PERCENT NORTH IS OF TOTAL VOLUME	PERCENT SOUTH IS OF TOTAL VOLUME
8	25	2017	6	14	1,530	8.72	68	17,544	691	839	45.16	54.84
8	13	2017	1	16	1,527	8.70	69	17,544	892	635	58.42	41.58
6	11	2017	1	13	1,526	8.70	70	17,544	828	698	54.26	45.74
8	6	2017	1	15	1,523	8.68	71	17,544	830	693	54.50	45.50
8	20	2017	1	15	1,522	8.68	72	17,544	858	664	56.37	43.63
10	15	2017	1	13	1,522	8.68	73	17,544	763	759	50.13	49.87
8	13	2017	1	14	1,521	8.67	74	17,544	856	665	56.28	43.72
7	16	2017	1	15	1,520	8.66	75	17,544	864	656	56.84	43.16
8	22	2017	3	17	1,519	8.66	76	17,544	734	785	48.32	51.68
8	6	2017	1	12	1,518	8.65	77	17,544	772	746	50.86	49.14
8	18	2017	6	14	1,518	8.65	78	17,544	696	822	45.85	54.15
10	27	2017	6	16	1,517	8.65	79	17,544	639	878	42.12	57.88
8	11	2017	6	13	1,516	8.64	80	17,544	705	811	46.50	53.50
8	6	2017	1	16	1,514	8.63	81	17,544	901	613	59.51	40.49
6	10	2017	7	12	1,513	8.62	82	17,544	733	780	48.45	51.55
8	18	2017	6	17	1,511	8.61	83	17,544	687	824	45.47	54.53
6	17	2017	7	12	1,510	8.61	84	17,544	789	721	52.25	47.75
6	18	2017	1	12	1,508	8.60	85	17,544	793	715	52.59	47.41
8	25	2017	6	17	1,508	8.60	86	17,544	685	823	45.42	54.58
6	25	2017	1	13	1,507	8.59	87	17,544	715	792	47.45	52.55
7	29	2017	7	11	1,507	8.59	88	17,544	694	813	46.05	53.95
10	28	2017	7	15	1,506	8.58	89	17,544	765	741	50.80	49.20
7	3	2017	2	13	1,504	8.57	90	17,544	732	772	48.67	51.33
10	27	2017	6	15	1,503	8.57	91	17,544	625	878	41.58	58.42
6	11	2017	1	16	1,502	8.56	92	17,544	865	637	57.59	42.41
8	18	2017	6	16	1,501	8.56	93	17,544	631	870	42.04	57.96
8	11	2017	6	15	1,500	8.55	94	17,544	651	849	43.40	56.60
6	10	2017	7	14	1,499	8.54	95	17,544	733	766	48.90	51.10
2	9	2017	5	17	1,497	8.53	96	17,544	609	888	40.68	59.32
7	14	2017	6	16	1,496	8.53	97	17,544	726	770	48.53	51.47
10	7	2017	7	13	1,496	8.53	98	17,544	667	829	44.59	55.41
12	22	2017	6	15	1,495	8.52	99	17,544	636	859	42.54	57.46
9	23	2017	7	16	1,493	8.51	100	17,544	710	783	47.56	52.44
10	28	2017	7	16	1,493	8.51	101	17,544	715	778	47.89	52.11
7	5	2017	4	12	1,492	8.50	102	17,544	856	636	57.37	42.63
7	22	2017	7	17	1,491	8.50	103	17,544	739	752	49.56	50.44
6	23	2017	6	13	1,490	8.49	104	17,544	699	791	46.91	53.09
6	24	2017	7	12	1,490	8.49	105	17,544	669	821	44.90	55.10
7	21	2017	6	14	1,490	8.49	106	17,544	697	793	46.78	53.22
8	5	2017	7	11	1,490	8.49	107	17,544	663	827	44.50	55.50
11	22	2017	4	16	1,489	8.49	108	17,544	565	924	37.94	62.06
9	16	2017	7	15	1,488	8.48	109	17,544	750	738	50.40	49.60
6	17	2017	7	14	1,487	8.48	110	17,544	783	704	52.66	47.34
7	2	2017	1	13	1,487	8.48	111	17,544	682	805	45.86	54.14
10	28	2017	7	14	1,487	8.48	112	17,544	724	763	48.69	51.31
1	13	2017	6	16	1,485	8.46	113	17,544	575	910	38.72	61.28
7	5	2017	4	14	1,485	8.46	114	17,544	833	652	56.09	43.91
8	20	2017	1	12	1,485	8.46	115	17,544	802	683	54.01	45.99
7	14	2017	6	14	1,484	8.46	116	17,544	725	759	48.85	51.15
6	25	2017	1	12	1,480	8.44	117	17,544	695	785	46.96	53.04
6	18	2017	1	14	1,479	8.43	118	17,544	818	661	55.31	44.69

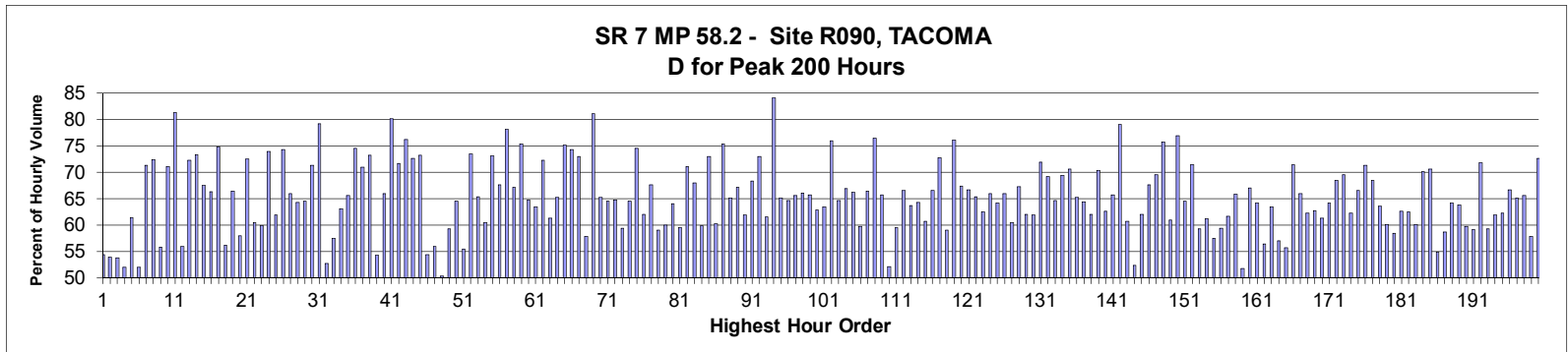


MO	DY	YR	DAY OF WK	HR	HR VOL	PERCENT OF AADT	HOUR NUMBER	AADT	NORTH VOLUME	SOUTH VOLUME	PERCENT NORTH IS OF TOTAL VOLUME	PERCENT SOUTH IS OF TOTAL VOLUME
7	1	2017	7	12	1,478	8.42	119	17,544	693	785	46.89	53.11
8	23	2017	4	16	1,477	8.42	120	17,544	623	854	42.18	57.82
12	22	2017	6	13	1,477	8.42	121	17,544	699	778	47.33	52.67
7	30	2017	1	12	1,476	8.41	122	17,544	863	613	58.47	41.53
8	31	2017	5	17	1,476	8.41	123	17,544	623	853	42.21	57.79
4	29	2017	7	16	1,475	8.41	124	17,544	758	717	51.39	48.61
10	27	2017	6	17	1,475	8.41	125	17,544	665	810	45.08	54.92
7	9	2017	1	13	1,474	8.40	126	17,544	807	667	54.75	45.25
10	16	2017	2	16	1,474	8.40	127	17,544	565	909	38.33	61.67
5	29	2017	2	12	1,473	8.40	128	17,544	923	550	62.66	37.34
8	24	2017	5	17	1,473	8.40	129	17,544	638	835	43.31	56.69
8	5	2017	7	15	1,472	8.39	130	17,544	721	751	48.98	51.02
9	15	2017	6	16	1,472	8.39	131	17,544	627	845	42.60	57.40
7	22	2017	7	16	1,471	8.38	132	17,544	683	788	46.43	53.57
9	3	2017	1	14	1,471	8.38	133	17,544	698	773	47.45	52.55
9	16	2017	7	12	1,471	8.38	134	17,544	694	777	47.18	52.82
10	13	2017	6	16	1,470	8.38	135	17,544	580	890	39.46	60.54
7	26	2017	4	17	1,469	8.37	136	17,544	644	825	43.84	56.16
8	31	2017	5	16	1,469	8.37	137	17,544	576	893	39.21	60.79
9	1	2017	6	13	1,469	8.37	138	17,544	653	816	44.45	55.55
6	11	2017	1	14	1,468	8.37	139	17,544	754	714	51.36	48.64
7	17	2017	7	15	1,468	8.37	140	17,544	730	738	49.73	50.27
6	19	2017	4	17	1,468	8.37	141	17,544	677	791	46.12	53.88
7	22	2017	7	11	1,467	8.36	142	17,544	647	820	44.10	55.90
8	10	2017	5	16	1,467	8.36	143	17,544	618	849	42.13	57.87
9	1	2017	6	16	1,466	8.36	144	17,544	640	826	43.66	56.34
8	24	2017	5	16	1,465	8.35	145	17,544	620	845	42.32	57.68
12	22	2017	6	12	1,465	8.35	146	17,544	750	715	51.19	48.81
6	10	2017	7	15	1,464	8.34	147	17,544	738	726	50.41	49.59
7	21	2017	6	12	1,464	8.34	148	17,544	719	745	49.11	50.89
6	24	2017	7	15	1,462	8.33	149	17,544	701	761	47.95	52.05
8	4	2017	6	13	1,461	8.33	150	17,544	644	817	44.08	55.92
8	18	2017	6	13	1,461	8.33	151	17,544	710	751	48.60	51.40
10	7	2017	7	15	1,461	8.33	152	17,544	718	743	49.14	50.86
7	9	2017	1	15	1,460	8.32	153	17,544	811	649	55.55	44.45
8	27	2017	1	17	1,460	8.32	154	17,544	906	554	62.05	37.95
9	15	2017	6	17	1,460	8.32	155	17,544	717	743	49.11	50.89
8	27	2017	1	12	1,459	8.32	156	17,544	778	681	53.32	46.68
7	15	2017	7	11	1,458	8.31	157	17,544	668	790	45.82	54.18
8	22	2017	3	16	1,458	8.31	158	17,544	651	807	44.65	55.35
5	29	2017	2	14	1,457	8.30	159	17,544	869	588	59.64	40.36
8	4	2017	6	12	1,457	8.30	160	17,544	710	747	48.73	51.27
9	16	2017	7	13	1,457	8.30	161	17,544	697	760	47.84	52.16
9	27	2017	4	16	1,457	8.30	162	17,544	574	883	39.40	60.60
9	14	2017	5	17	1,456	8.30	163	17,544	630	826	43.27	56.73
9	22	2017	6	16	1,456	8.30	164	17,544	631	825	43.34	56.66
10	27	2017	6	14	1,455	8.29	165	17,544	669	786	45.98	54.02
12	15	2017	6	16	1,455	8.29	166	17,544	599	856	41.17	58.83
1	20	2017	6	16	1,453	8.28	167	17,544	556	897	38.27	61.73
6	11	2017	1	15	1,453	8.28	168	17,544	820	633	56.43	43.57
7	20	2017	5	17	1,453	8.28	169	17,544	655	798	45.08	54.92

MO	DY	YR	DAY OF WK	HR	HR VOL	PERCENT OF AADT	HOUR NUMBER	AADT	NORTH VOLUME	SOUTH VOLUME	PERCENT NORTH IS OF TOTAL VOLUME	PERCENT SOUTH IS OF TOTAL VOLUME
9	5	2017	3	16	1,453	8.28	170	17,544	611	842	42.05	57.95
10	15	2017	1	14	1,453	8.28	171	17,544	776	677	53.41	46.59
7	21	2017	6	13	1,452	8.28	172	17,544	694	758	47.80	52.20
8	13	2017	1	15	1,452	8.28	173	17,544	880	572	60.61	39.39
9	25	2017	2	17	1,452	8.28	174	17,544	590	862	40.63	59.37
9	29	2017	6	15	1,452	8.28	175	17,544	636	816	43.80	56.20
10	7	2017	7	14	1,452	8.28	176	17,544	692	760	47.66	52.34
10	13	2017	6	15	1,452	8.28	177	17,544	619	833	42.63	57.37
8	20	2017	1	16	1,451	8.27	178	17,544	829	622	57.13	42.87
8	27	2017	1	15	1,451	8.27	179	17,544	796	655	54.86	45.14
5	21	2017	1	13	1,450	8.26	180	17,544	718	732	49.52	50.48
9	30	2017	7	15	1,450	8.26	181	17,544	722	728	49.79	50.21
6	14	2017	4	18	1,449	8.26	182	17,544	832	617	57.42	42.58
6	17	2017	7	11	1,448	8.25	183	17,544	711	737	49.10	50.90
8	12	2017	7	15	1,447	8.25	184	17,544	690	757	47.68	52.32
8	13	2017	1	12	1,447	8.25	185	17,544	844	603	58.33	41.67
10	14	2017	7	12	1,447	8.25	186	17,544	795	652	54.94	45.06
9	8	2017	6	16	1,446	8.24	187	17,544	592	854	40.94	59.06
9	26	2017	3	16	1,446	8.24	188	17,544	544	902	37.62	62.38
10	25	2017	4	16	1,446	8.24	189	17,544	514	932	35.55	64.45
11	3	2017	6	16	1,446	8.24	190	17,544	587	859	40.59	59.41
12	22	2017	6	16	1,446	8.24	191	17,544	631	815	43.64	56.36
1	13	2017	6	17	1,445	8.24	192	17,544	588	857	40.69	59.31
7	16	2017	1	12	1,445	8.24	193	17,544	756	689	52.32	47.68
11	22	2017	4	15	1,445	8.24	194	17,544	616	829	42.63	57.37
10	3	2017	3	17	1,443	8.23	195	17,544	641	802	44.42	55.58
10	9	2017	2	16	1,443	8.23	196	17,544	632	811	43.80	56.20
10	23	2017	2	16	1,443	8.23	197	17,544	526	917	36.45	63.55
6	10	2017	7	11	1,442	8.22	198	17,544	744	698	51.60	48.40
7	20	2017	5	16	1,441	8.21	199	17,544	605	836	41.98	58.02
8	23	2017	4	17	1,441	8.21	200	17,544	640	801	44.41	55.59



**AADT=** 20,945     
**K 30 FACTOR=** 10.02     
**K 100 FACTOR=** 9.44     
**K 200 FACTOR=** 8.90     
**D 30 FACTOR=** 71.35



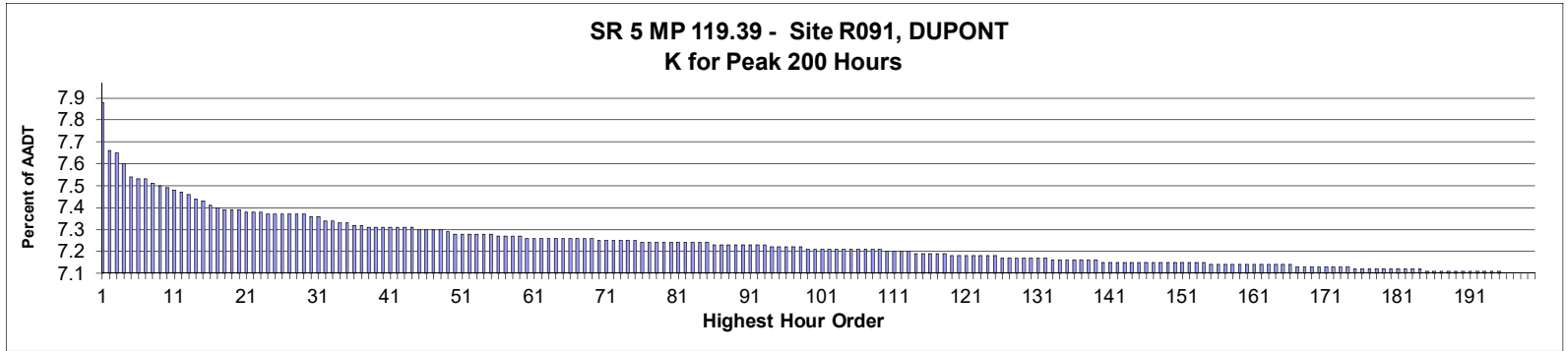
MO	DY	YR	DAY OF WK	HR	HR VOL	PERCENT OF AADT	HOUR NUMBER	AADT	NORTH VOLUME	SOUTH VOLUME	PERCENT NORTH IS OF TOTAL VOLUME	PERCENT SOUTH IS OF TOTAL VOLUME
9	16	2017	7	17	2,484	11.86	1	20,945	1,134	1,350	45.65	54.35
1	27	2017	6	16	2,452	11.71	2	20,945	1,321	1,131	53.87	46.13
9	16	2017	7	16	2,430	11.60	3	20,945	1,122	1,308	46.17	53.83
9	16	2017	7	18	2,322	11.09	4	20,945	1,115	1,207	48.02	51.98
1	12	2017	5	17	2,243	10.71	5	20,945	866	1,377	38.61	61.39
8	25	2017	6	16	2,205	10.53	6	20,945	1,060	1,145	48.07	51.93
1	31	2017	3	8	2,202	10.51	7	20,945	1,570	632	71.30	28.70
9	13	2017	4	8	2,188	10.45	8	20,945	1,585	603	72.44	27.56
1	27	2017	6	15	2,176	10.39	9	20,945	1,215	961	55.84	44.16
2	13	2017	2	8	2,170	10.36	10	20,945	1,542	628	71.06	28.94
9	25	2017	2	8	2,167	10.35	11	20,945	1,763	404	81.36	18.64
9	16	2017	7	15	2,164	10.33	12	20,945	953	1,211	44.04	55.96
9	12	2017	3	8	2,147	10.25	13	20,945	1,551	596	72.24	27.76
9	7	2017	5	8	2,143	10.23	14	20,945	1,573	570	73.40	26.60
1	26	2017	5	17	2,141	10.22	15	20,945	695	1,446	32.46	67.54
2	1	2017	4	17	2,130	10.17	16	20,945	718	1,412	33.71	66.29

MO	DY	YR	DAY OF WK	HR	HR VOL	PERCENT OF AADT	HOUR NUMBER	AADT	NORTH VOLUME	SOUTH VOLUME	PERCENT NORTH IS OF TOTAL VOLUME	PERCENT SOUTH IS OF TOTAL VOLUME
2	23	2017	5	8	2,125	10.15	17	20,945	1,590	535	74.82	25.18
8	22	2017	3	17	2,125	10.15	18	20,945	932	1,193	43.86	56.14
2	2	2017	5	17	2,124	10.14	19	20,945	712	1,412	33.52	66.48
8	25	2017	6	17	2,123	10.14	20	20,945	893	1,230	42.06	57.94
9	14	2017	5	8	2,121	10.13	21	20,945	1,539	582	72.56	27.44
1	12	2017	5	18	2,110	10.07	22	20,945	834	1,276	39.53	60.47
2	22	2017	4	18	2,110	10.07	23	20,945	848	1,262	40.19	59.81
1	30	2017	2	8	2,109	10.07	24	20,945	1,559	550	73.92	26.08
2	3	2017	6	17	2,109	10.07	25	20,945	803	1,306	38.07	61.93
8	31	2017	5	8	2,106	10.05	26	20,945	1,566	540	74.36	25.64
1	24	2017	3	17	2,104	10.05	27	20,945	716	1,388	34.03	65.97
1	20	2017	6	17	2,103	10.04	28	20,945	752	1,351	35.76	64.24
1	12	2017	5	16	2,100	10.03	29	20,945	744	1,356	35.43	64.57
2	2	2017	5	8	2,098	10.02	30	20,945	1,497	601	71.35	28.65
9	27	2017	4	8	2,098	10.02	31	20,945	1,661	437	79.17	20.83
8	9	2017	4	17	2,097	10.01	32	20,945	991	1,106	47.26	52.74
9	16	2017	7	14	2,095	10.00	33	20,945	891	1,204	42.53	57.47
1	13	2017	6	17	2,092	9.99	34	20,945	773	1,319	36.95	63.05
2	16	2017	5	17	2,091	9.98	35	20,945	720	1,371	34.43	65.57
2	15	2017	4	8	2,084	9.95	36	20,945	1,553	531	74.52	25.48
1	5	2017	5	8	2,081	9.94	37	20,945	1,477	604	70.98	29.02
1	24	2017	3	8	2,081	9.94	38	20,945	1,525	556	73.28	26.72
1	27	2017	6	17	2,080	9.93	39	20,945	951	1,129	45.72	54.28
1	31	2017	3	17	2,079	9.93	40	20,945	708	1,371	34.05	65.95
9	26	2017	3	8	2,077	9.92	41	20,945	1,664	413	80.12	19.88
1	18	2017	4	8	2,075	9.91	42	20,945	1,488	587	71.71	28.29
2	14	2017	3	8	2,070	9.88	43	20,945	1,577	493	76.18	23.82
9	11	2017	2	8	2,067	9.87	44	20,945	1,501	566	72.62	27.38
2	1	2017	4	8	2,065	9.86	45	20,945	1,512	553	73.22	26.78
8	18	2017	6	17	2,065	9.86	46	20,945	943	1,122	45.67	54.33
8	25	2017	6	15	2,065	9.86	47	20,945	1,156	909	55.98	44.02
8	9	2017	4	16	2,061	9.84	48	20,945	1,024	1,037	49.68	50.32
8	31	2017	5	18	2,059	9.83	49	20,945	838	1,221	40.70	59.30
1	5	2017	5	17	2,055	9.81	50	20,945	728	1,327	35.43	64.57
8	18	2017	6	18	2,055	9.81	51	20,945	915	1,140	44.53	55.47
2	22	2017	4	8	2,048	9.78	52	20,945	1,505	543	73.49	26.51
2	28	2017	3	17	2,043	9.75	53	20,945	707	1,336	34.61	65.39
2	9	2017	5	18	2,041	9.74	54	20,945	806	1,235	39.49	60.51
2	27	2017	2	8	2,039	9.74	55	20,945	1,490	549	73.08	26.92
1	24	2017	3	18	2,037	9.73	56	20,945	660	1,377	32.40	67.60
9	21	2017	5	8	2,037	9.73	57	20,945	1,591	446	78.11	21.89
1	25	2017	4	17	2,036	9.72	58	20,945	670	1,366	32.91	67.09
9	6	2017	4	8	2,035	9.72	59	20,945	1,535	500	75.43	24.57
2	9	2017	5	17	2,031	9.70	60	20,945	716	1,315	35.25	64.75
1	6	2017	6	17	2,027	9.68	61	20,945	742	1,285	36.61	63.39
2	28	2017	3	8	2,027	9.68	62	20,945	1,464	563	72.22	27.78
1	13	2017	6	16	2,026	9.67	63	20,945	784	1,242	38.70	61.30
1	11	2017	4	17	2,023	9.66	64	20,945	703	1,320	34.75	65.25
1	17	2017	3	8	2,023	9.66	65	20,945	1,521	502	75.19	24.81
2	16	2017	5	8	2,023	9.66	66	20,945	1,504	519	74.35	25.65
1	19	2017	5	8	2,019	9.64	67	20,945	1,473	546	72.96	27.04

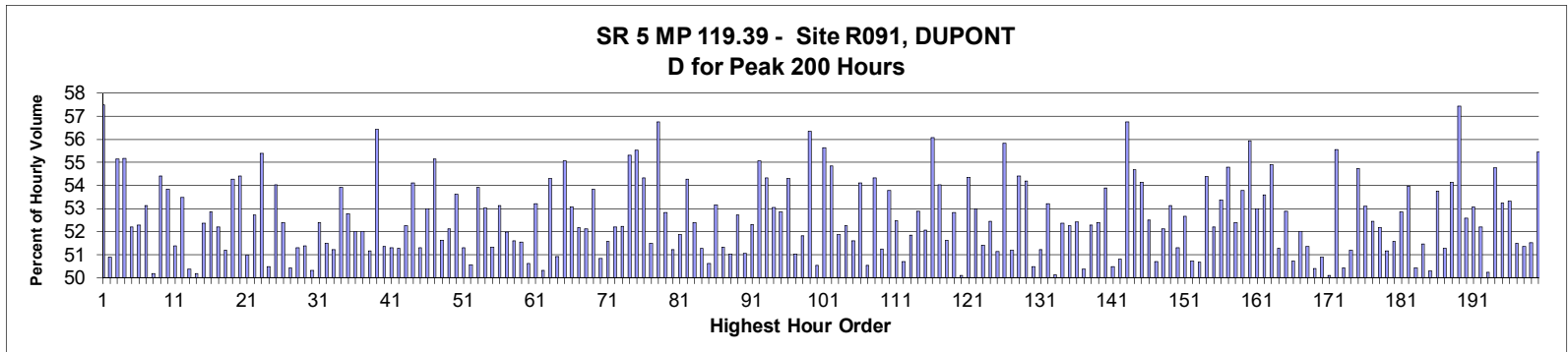
MO	DY	YR	DAY OF WK	HR	HR VOL	PERCENT OF AADT	HOUR NUMBER	AADT	NORTH VOLUME	SOUTH VOLUME	PERCENT NORTH IS OF TOTAL VOLUME	PERCENT SOUTH IS OF TOTAL VOLUME
9	1	2017	6	17	2,019	9.64	68	20,945	851	1,168	42.15	57.85
9	28	2017	5	8	2,017	9.63	69	20,945	1,635	382	81.06	18.94
1	20	2017	6	16	2,014	9.62	70	20,945	700	1,314	34.76	65.24
2	10	2017	6	17	2,014	9.62	71	20,945	715	1,299	35.50	64.50
1	6	2017	6	16	2,013	9.61	72	20,945	709	1,304	35.22	64.78
8	22	2017	3	18	2,013	9.61	73	20,945	818	1,195	40.64	59.36
9	7	2017	5	18	2,013	9.61	74	20,945	714	1,299	35.47	64.53
2	9	2017	5	8	2,011	9.60	75	20,945	1,499	512	74.54	25.46
9	13	2017	4	17	2,009	9.59	76	20,945	764	1,245	38.03	61.97
2	1	2017	4	18	2,008	9.59	77	20,945	651	1,357	32.42	67.58
8	25	2017	6	14	2,006	9.58	78	20,945	1,185	821	59.07	40.93
8	22	2017	3	16	2,005	9.57	79	20,945	802	1,203	40.00	60.00
9	13	2017	4	16	2,005	9.57	80	20,945	720	1,285	35.91	64.09
9	16	2017	7	13	2,002	9.56	81	20,945	811	1,191	40.51	59.49
1	4	2017	4	8	2,000	9.55	82	20,945	1,422	578	71.10	28.90
1	19	2017	5	17	1,999	9.54	83	20,945	641	1,358	32.07	67.93
9	1	2017	6	16	1,999	9.54	84	20,945	803	1,196	40.17	59.83
1	26	2017	5	8	1,998	9.54	85	20,945	1,459	539	73.02	26.98
1	26	2017	5	18	1,993	9.52	86	20,945	793	1,200	39.79	60.21
1	9	2017	2	8	1,989	9.50	87	20,945	1,500	489	75.41	24.59
1	18	2017	4	18	1,989	9.50	88	20,945	695	1,294	34.94	65.06
2	2	2017	5	18	1,987	9.49	89	20,945	652	1,335	32.81	67.19
2	23	2017	5	17	1,987	9.49	90	20,945	757	1,230	38.10	61.90
1	10	2017	3	17	1,985	9.48	91	20,945	628	1,357	31.64	68.36
6	15	2017	5	8	1,985	9.48	92	20,945	1,450	535	73.05	26.95
2	14	2017	3	17	1,983	9.47	93	20,945	763	1,220	38.48	61.52
8	31	2017	5	7	1,983	9.47	94	20,945	1,668	315	84.11	15.89
1	23	2017	2	17	1,981	9.46	95	20,945	690	1,291	34.83	65.17
1	5	2017	5	16	1,979	9.45	96	20,945	701	1,278	35.42	64.58
1	17	2017	3	17	1,979	9.45	97	20,945	681	1,298	34.41	65.59
2	8	2017	4	17	1,978	9.44	98	20,945	672	1,306	33.97	66.03
2	22	2017	4	17	1,978	9.44	99	20,945	678	1,300	34.28	65.72
8	23	2017	4	17	1,977	9.44	100	20,945	734	1,243	37.13	62.87
2	14	2017	3	16	1,976	9.43	101	20,945	722	1,254	36.54	63.46
2	21	2017	3	8	1,974	9.42	102	20,945	1,499	475	75.94	24.06
1	17	2017	3	16	1,973	9.42	103	20,945	697	1,276	35.33	64.67
2	21	2017	3	17	1,970	9.41	104	20,945	652	1,318	33.10	66.90
2	15	2017	4	18	1,969	9.40	105	20,945	665	1,304	33.77	66.23
7	14	2017	6	18	1,969	9.40	106	20,945	792	1,177	40.22	59.78
1	4	2017	4	17	1,964	9.38	107	20,945	660	1,304	33.60	66.40
8	29	2017	3	8	1,961	9.36	108	20,945	1,500	461	76.49	23.51
1	19	2017	5	16	1,960	9.36	109	20,945	672	1,288	34.29	65.71
8	18	2017	6	15	1,958	9.35	110	20,945	1,020	938	52.09	47.91
8	9	2017	4	18	1,954	9.33	111	20,945	792	1,162	40.53	59.47
1	26	2017	5	16	1,953	9.32	112	20,945	653	1,300	33.44	66.56
2	16	2017	5	18	1,950	9.31	113	20,945	707	1,243	36.26	63.74
1	18	2017	4	17	1,948	9.30	114	20,945	695	1,253	35.68	64.32
9	16	2017	7	9	1,948	9.30	115	20,945	765	1,183	39.27	60.73
2	2	2017	5	16	1,946	9.29	116	20,945	652	1,294	33.50	66.50
9	15	2017	6	8	1,946	9.29	117	20,945	1,416	530	72.76	27.24
2	17	2017	6	17	1,943	9.28	118	20,945	795	1,148	40.92	59.08

MO	DY	YR	DAY OF WK	HR	HR VOL	PERCENT OF AADT	HOUR NUMBER	AADT	NORTH VOLUME	SOUTH VOLUME	PERCENT NORTH IS OF TOTAL VOLUME	PERCENT SOUTH IS OF TOTAL VOLUME
5	11	2017	5	16	1,941	9.27	119	20,945	464	1,477	23.91	76.09
1	9	2017	2	17	1,940	9.26	120	20,945	633	1,307	32.63	67.37
1	31	2017	3	16	1,938	9.25	121	20,945	647	1,291	33.38	66.62
1	31	2017	3	18	1,938	9.25	122	20,945	671	1,267	34.62	65.38
2	10	2017	6	16	1,938	9.25	123	20,945	727	1,211	37.51	62.49
2	28	2017	3	18	1,934	9.23	124	20,945	658	1,276	34.02	65.98
9	14	2017	5	17	1,934	9.23	125	20,945	694	1,240	35.88	64.12
1	5	2017	5	18	1,933	9.23	126	20,945	657	1,276	33.99	66.01
9	13	2017	4	18	1,933	9.23	127	20,945	764	1,169	39.52	60.48
1	30	2017	2	17	1,932	9.22	128	20,945	632	1,300	32.71	67.29
2	13	2017	2	17	1,931	9.22	129	20,945	734	1,197	38.01	61.99
2	23	2017	5	18	1,931	9.22	130	20,945	735	1,196	38.06	61.94
1	12	2017	5	8	1,930	9.21	131	20,945	1,389	541	71.97	28.03
2	27	2017	2	16	1,930	9.21	132	20,945	595	1,335	30.83	69.17
1	6	2017	6	18	1,929	9.21	133	20,945	682	1,247	35.36	64.64
6	1	2017	5	17	1,928	9.21	134	20,945	589	1,339	30.55	69.45
6	13	2017	3	8	1,926	9.20	135	20,945	1,360	566	70.61	29.39
2	15	2017	4	17	1,924	9.19	136	20,945	669	1,255	34.77	65.23
9	12	2017	3	18	1,924	9.19	137	20,945	686	1,238	35.65	64.35
8	25	2017	6	18	1,923	9.18	138	20,945	731	1,192	38.01	61.99
1	6	2017	6	8	1,922	9.18	139	20,945	1,353	569	70.40	29.60
8	24	2017	5	18	1,921	9.17	140	20,945	719	1,202	37.43	62.57
1	3	2017	3	17	1,920	9.17	141	20,945	659	1,261	34.32	65.68
9	19	2017	3	8	1,920	9.17	142	20,945	1,519	401	79.11	20.89
7	21	2017	6	18	1,919	9.16	143	20,945	754	1,165	39.29	60.71
2	17	2017	6	15	1,917	9.15	144	20,945	913	1,004	47.63	52.37
2	17	2017	6	18	1,916	9.15	145	20,945	728	1,188	38.00	62.00
2	27	2017	2	17	1,914	9.14	146	20,945	619	1,295	32.34	67.66
6	8	2017	5	8	1,911	9.12	147	20,945	1,328	583	69.49	30.51
9	5	2017	3	8	1,911	9.12	148	20,945	1,448	463	75.77	24.23
1	27	2017	6	18	1,909	9.11	149	20,945	745	1,164	39.03	60.97
8	23	2017	4	8	1,908	9.11	150	20,945	1,468	440	76.94	23.06
9	12	2017	3	17	1,908	9.11	151	20,945	677	1,231	35.48	64.52
2	3	2017	6	8	1,907	9.10	152	20,945	1,363	544	71.47	28.53
2	24	2017	6	16	1,907	9.10	153	20,945	776	1,131	40.69	59.31
8	25	2017	6	13	1,905	9.10	154	20,945	1,165	740	61.15	38.85
9	16	2017	7	12	1,905	9.10	155	20,945	809	1,096	42.47	57.53
8	11	2017	6	14	1,903	9.09	156	20,945	1,131	772	59.43	40.57
2	14	2017	3	18	1,901	9.08	157	20,945	730	1,171	38.40	61.60
1	19	2017	5	18	1,900	9.07	158	20,945	648	1,252	34.11	65.89
9	1	2017	6	14	1,900	9.07	159	20,945	984	916	51.79	48.21
1	11	2017	4	18	1,898	9.06	160	20,945	627	1,271	33.03	66.97
1	25	2017	4	16	1,895	9.05	161	20,945	680	1,215	35.88	64.12
7	21	2017	6	17	1,895	9.05	162	20,945	826	1,069	43.59	56.41
2	28	2017	3	16	1,894	9.04	163	20,945	693	1,201	36.59	63.41
7	14	2017	6	17	1,890	9.02	164	20,945	812	1,078	42.96	57.04
8	18	2017	6	16	1,889	9.02	165	20,945	836	1,053	44.26	55.74
1	23	2017	2	8	1,888	9.01	166	20,945	1,349	539	71.45	28.55
1	25	2017	4	18	1,887	9.01	167	20,945	642	1,245	34.02	65.98
2	24	2017	6	18	1,887	9.01	168	20,945	713	1,174	37.78	62.22
8	24	2017	5	17	1,887	9.01	169	20,945	703	1,184	37.25	62.75

MO	DY	YR	DAY OF WK	HR	HR VOL	PERCENT OF AADT	HOUR NUMBER	AADT	NORTH VOLUME	SOUTH VOLUME	PERCENT NORTH IS OF TOTAL VOLUME	PERCENT SOUTH IS OF TOTAL VOLUME
2	3	2017	6	16	1,885	9.00	170	20,945	729	1,156	38.67	61.33
8	8	2017	3	18	1,885	9.00	171	20,945	675	1,210	35.81	64.19
5	13	2017	7	14	1,884	8.99	172	20,945	594	1,290	31.53	68.47
6	6	2017	3	8	1,884	8.99	173	20,945	1,310	574	69.53	30.47
9	16	2017	7	19	1,884	8.99	174	20,945	711	1,173	37.74	62.26
1	10	2017	3	18	1,883	8.99	175	20,945	631	1,252	33.51	66.49
1	3	2017	3	8	1,882	8.99	176	20,945	1,342	540	71.31	28.69
1	23	2017	2	18	1,881	8.98	177	20,945	593	1,288	31.53	68.47
2	13	2017	2	18	1,880	8.98	178	20,945	685	1,195	36.44	63.56
9	15	2017	6	18	1,880	8.98	179	20,945	750	1,130	39.89	60.11
7	18	2017	3	17	1,879	8.97	180	20,945	781	1,098	41.56	58.44
9	8	2017	6	16	1,879	8.97	181	20,945	702	1,177	37.36	62.64
9	8	2017	6	17	1,876	8.96	182	20,945	704	1,172	37.53	62.47
9	15	2017	6	17	1,876	8.96	183	20,945	748	1,128	39.87	60.13
1	27	2017	6	8	1,875	8.95	184	20,945	1,314	561	70.08	29.92
5	13	2017	7	16	1,875	8.95	185	20,945	551	1,324	29.39	70.61
8	11	2017	6	17	1,875	8.95	186	20,945	846	1,029	45.12	54.88
9	1	2017	6	18	1,875	8.95	187	20,945	776	1,099	41.39	58.61
9	7	2017	5	17	1,875	8.95	188	20,945	673	1,202	35.89	64.11
1	18	2017	4	16	1,873	8.94	189	20,945	678	1,195	36.20	63.80
2	17	2017	6	16	1,872	8.94	190	20,945	754	1,118	40.28	59.72
7	28	2017	6	16	1,872	8.94	191	20,945	764	1,108	40.81	59.19
1	11	2017	4	8	1,870	8.93	192	20,945	1,342	528	71.76	28.24
1	13	2017	6	18	1,870	8.93	193	20,945	761	1,109	40.70	59.30
2	21	2017	3	16	1,869	8.92	194	20,945	713	1,156	38.15	61.85
1	4	2017	4	16	1,867	8.91	195	20,945	704	1,163	37.71	62.29
1	17	2017	3	18	1,867	8.91	196	20,945	623	1,244	33.37	66.63
1	3	2017	3	16	1,866	8.91	197	20,945	650	1,216	34.83	65.17
2	8	2017	4	18	1,866	8.91	198	20,945	643	1,223	34.46	65.54
2	24	2017	6	17	1,866	8.91	199	20,945	787	1,079	42.18	57.82
1	13	2017	6	8	1,865	8.90	200	20,945	1,354	511	72.60	27.40



**AADT=** 127,017     
**K 30 FACTOR=** 7.39     
**K 100 FACTOR=** 7.24     
**K 200 FACTOR=** 7.13     
**D 30 FACTOR=** 50.31



MO	DY	YR	DAY OF WK	HR	HR VOL	PERCENT OF AADT	HOUR NUMBER	AADT	NORTH VOLUME	SOUTH VOLUME	PERCENT NORTH IS OF TOTAL VOLUME	PERCENT SOUTH IS OF TOTAL VOLUME
11	25	2017	7	15	10,053	7.91	1	127,017	5,780	4,273	57.50	42.50
2	25	2017	7	12	9,773	7.69	2	127,017	4,973	4,800	50.89	49.11
11	25	2017	7	14	9,751	7.68	3	127,017	5,377	4,374	55.14	44.86
1	27	2017	6	16	9,687	7.63	4	127,017	4,343	5,344	44.83	55.17
5	20	2017	7	11	9,612	7.57	5	127,017	4,594	5,018	47.79	52.21
4	1	2017	7	12	9,602	7.56	6	127,017	4,581	5,021	47.71	52.29
11	25	2017	7	12	9,599	7.56	7	127,017	5,099	4,500	53.12	46.88
5	20	2017	7	12	9,573	7.54	8	127,017	4,768	4,805	49.81	50.19
4	11	2017	3	17	9,566	7.53	9	127,017	4,362	5,204	45.60	54.40
5	17	2017	4	8	9,548	7.52	10	127,017	5,142	4,406	53.85	46.15
3	31	2017	6	13	9,544	7.51	11	127,017	4,639	4,905	48.61	51.39
5	16	2017	3	8	9,531	7.50	12	127,017	5,097	4,434	53.48	46.52
8	12	2017	7	11	9,514	7.49	13	127,017	4,793	4,721	50.38	49.62
9	9	2017	7	12	9,482	7.47	14	127,017	4,759	4,723	50.19	49.81
6	18	2017	1	13	9,476	7.46	15	127,017	4,963	4,513	52.37	47.63
5	8	2017	2	8	9,447	7.44	16	127,017	4,994	4,453	52.86	47.14

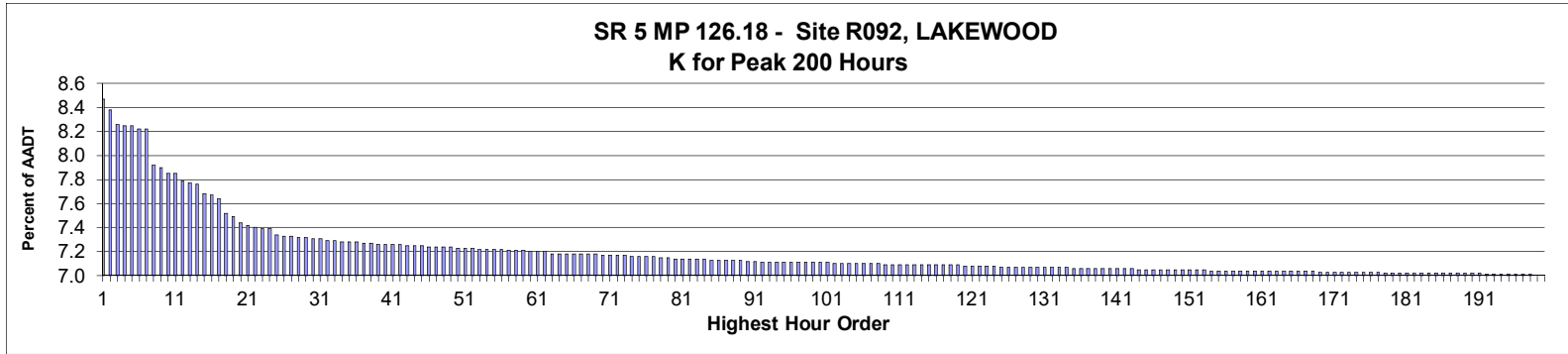


MO	DY	YR	DAY OF WK	HR	HR VOL	PERCENT OF AADT	HOUR NUMBER	AADT	NORTH VOLUME	SOUTH VOLUME	PERCENT NORTH IS OF TOTAL VOLUME	PERCENT SOUTH IS OF TOTAL VOLUME
2	13	2017	2	8	9,441	7.43	17	127,017	4,928	4,513	52.20	47.80
9	16	2017	7	12	9,431	7.42	18	127,017	4,828	4,603	51.19	48.81
4	6	2017	5	16	9,422	7.42	19	127,017	4,308	5,114	45.72	54.28
4	6	2017	5	17	9,419	7.42	20	127,017	4,293	5,126	45.58	54.42
4	1	2017	7	13	9,415	7.41	21	127,017	4,617	4,798	49.04	50.96
6	13	2017	3	8	9,408	7.41	22	127,017	4,961	4,447	52.73	47.27
6	14	2017	4	16	9,408	7.41	23	127,017	4,198	5,210	44.62	55.38
5	20	2017	7	13	9,402	7.40	24	127,017	4,656	4,746	49.52	50.48
2	16	2017	5	8	9,401	7.40	25	127,017	5,079	4,322	54.03	45.97
5	2	2017	3	8	9,401	7.40	26	127,017	4,926	4,475	52.40	47.60
4	2	2017	1	13	9,397	7.40	27	127,017	4,659	4,738	49.58	50.42
4	9	2017	1	14	9,396	7.40	28	127,017	4,820	4,576	51.30	48.70
8	12	2017	7	13	9,393	7.40	29	127,017	4,827	4,566	51.39	48.61
4	9	2017	1	13	9,383	7.39	30	127,017	4,721	4,662	50.31	49.69
12	8	2017	6	15	9,381	7.39	31	127,017	4,467	4,914	47.62	52.38
6	14	2017	4	8	9,363	7.37	32	127,017	4,822	4,541	51.50	48.50
6	10	2017	7	12	9,360	7.37	33	127,017	4,793	4,567	51.21	48.79
5	11	2017	5	8	9,353	7.36	34	127,017	5,044	4,309	53.93	46.07
5	19	2017	6	14	9,350	7.36	35	127,017	4,416	4,934	47.23	52.77
9	16	2017	7	13	9,333	7.35	36	127,017	4,853	4,480	52.00	48.00
5	15	2017	2	8	9,331	7.35	37	127,017	4,854	4,477	52.02	47.98
12	30	2017	7	13	9,329	7.34	38	127,017	4,557	4,772	48.85	51.15
1	24	2017	3	17	9,326	7.34	39	127,017	4,063	5,263	43.57	56.43
8	17	2017	5	8	9,325	7.34	40	127,017	4,788	4,537	51.35	48.65
2	25	2017	7	13	9,322	7.34	41	127,017	4,783	4,539	51.31	48.69
11	25	2017	7	13	9,322	7.34	42	127,017	4,780	4,542	51.28	48.72
6	7	2017	4	8	9,320	7.34	43	127,017	4,870	4,450	52.25	47.75
6	1	2017	5	17	9,319	7.34	44	127,017	4,276	5,043	45.88	54.12
3	31	2017	6	15	9,309	7.33	45	127,017	4,534	4,775	48.71	51.29
9	23	2017	7	11	9,307	7.33	46	127,017	4,931	4,376	52.98	47.02
5	18	2017	5	16	9,304	7.33	47	127,017	4,173	5,131	44.85	55.15
7	27	2017	5	15	9,304	7.33	48	127,017	4,500	4,804	48.37	51.63
6	18	2017	1	12	9,296	7.32	49	127,017	4,844	4,452	52.11	47.89
3	21	2017	3	8	9,287	7.31	50	127,017	4,980	4,307	53.62	46.38
6	24	2017	7	11	9,287	7.31	51	127,017	4,765	4,522	51.31	48.69
6	10	2017	7	11	9,284	7.31	52	127,017	4,591	4,693	49.45	50.55
6	20	2017	3	16	9,282	7.31	53	127,017	4,276	5,006	46.07	53.93
5	31	2017	4	8	9,280	7.31	54	127,017	4,921	4,359	53.03	46.97
8	26	2017	7	11	9,279	7.31	55	127,017	4,516	4,763	48.67	51.33
2	22	2017	4	8	9,277	7.30	56	127,017	4,928	4,349	53.12	46.88
4	1	2017	7	14	9,273	7.30	57	127,017	4,454	4,819	48.03	51.97
6	24	2017	7	12	9,272	7.30	58	127,017	4,785	4,487	51.61	48.39
8	12	2017	7	12	9,269	7.30	59	127,017	4,778	4,491	51.55	48.45
3	25	2017	7	12	9,264	7.29	60	127,017	4,689	4,575	50.62	49.38
1	13	2017	6	15	9,262	7.29	61	127,017	4,334	4,928	46.79	53.21
3	31	2017	6	14	9,262	7.29	62	127,017	4,661	4,601	50.32	49.68
2	2	2017	5	17	9,260	7.29	63	127,017	4,232	5,028	45.70	54.30
12	23	2017	7	12	9,259	7.29	64	127,017	4,716	4,543	50.93	49.07
1	13	2017	6	16	9,258	7.29	65	127,017	4,161	5,097	44.94	55.06
5	9	2017	3	8	9,258	7.29	66	127,017	4,912	4,346	53.06	46.94
2	24	2017	6	16	9,256	7.29	67	127,017	4,428	4,828	47.84	52.16

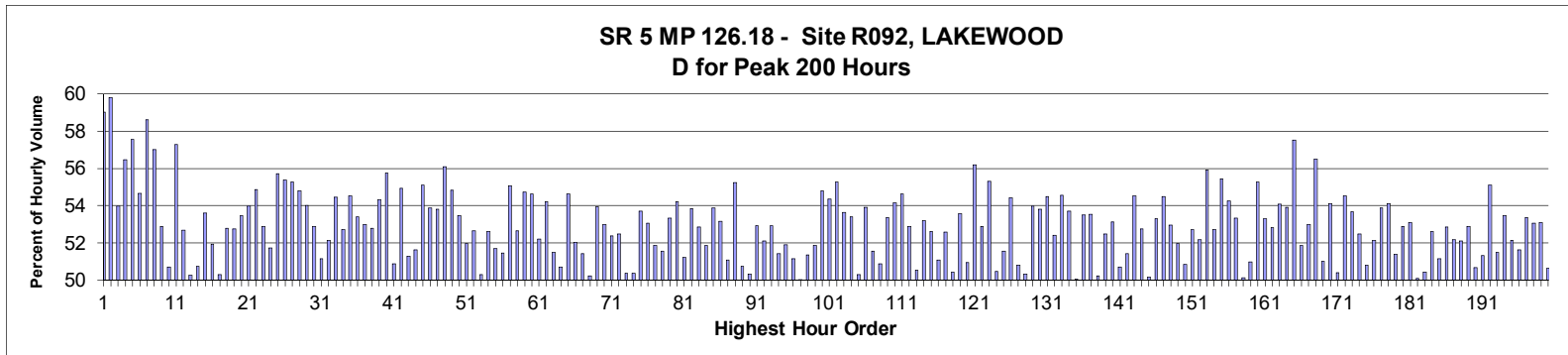
MO	DY	YR	DAY OF WK	HR	HR VOL	PERCENT OF AADT	HOUR NUMBER	AADT	NORTH VOLUME	SOUTH VOLUME	PERCENT IS OF TOTAL VOLUME	PERCENT SOUTH IS OF TOTAL VOLUME
5	23	2017	3	8	9,254	7.29	68	127,017	4,823	4,431	52.12	47.88
6	7	2017	4	17	9,254	7.29	69	127,017	4,271	4,983	46.15	53.85
3	25	2017	7	13	9,253	7.28	70	127,017	4,549	4,704	49.16	50.84
6	22	2017	5	8	9,252	7.28	71	127,017	4,771	4,481	51.57	48.43
5	19	2017	6	13	9,247	7.28	72	127,017	4,419	4,828	47.79	52.21
6	20	2017	3	8	9,245	7.28	73	127,017	4,829	4,416	52.23	47.77
3	30	2017	5	16	9,243	7.28	74	127,017	4,132	5,111	44.70	55.30
5	10	2017	4	17	9,242	7.28	75	127,017	4,111	5,131	44.48	55.52
2	23	2017	5	16	9,240	7.27	76	127,017	4,221	5,019	45.68	54.32
8	26	2017	7	12	9,238	7.27	77	127,017	4,756	4,482	51.48	48.52
3	1	2017	4	17	9,236	7.27	78	127,017	3,994	5,242	43.24	56.76
1	26	2017	5	8	9,235	7.27	79	127,017	4,880	4,355	52.84	47.16
3	24	2017	6	13	9,234	7.27	80	127,017	4,503	4,731	48.77	51.23
10	7	2017	7	13	9,234	7.27	81	127,017	4,445	4,789	48.14	51.86
6	20	2017	3	17	9,232	7.27	82	127,017	4,222	5,010	45.73	54.27
5	22	2017	2	8	9,231	7.27	83	127,017	4,836	4,395	52.39	47.61
6	29	2017	5	8	9,228	7.27	84	127,017	4,732	4,496	51.28	48.72
9	16	2017	7	11	9,228	7.27	85	127,017	4,670	4,558	50.61	49.39
1	24	2017	3	8	9,226	7.26	86	127,017	4,904	4,322	53.15	46.85
9	22	2017	6	15	9,225	7.26	87	127,017	4,491	4,734	48.68	51.32
9	30	2017	7	12	9,221	7.26	88	127,017	4,516	4,705	48.98	51.02
1	30	2017	2	8	9,219	7.26	89	127,017	4,861	4,358	52.73	47.27
4	9	2017	1	15	9,218	7.26	90	127,017	4,707	4,511	51.06	48.94
4	16	2017	1	13	9,218	7.26	91	127,017	4,823	4,395	52.32	47.68
5	17	2017	4	17	9,217	7.26	92	127,017	4,141	5,076	44.93	55.07
6	19	2017	2	16	9,217	7.26	93	127,017	4,210	5,007	45.68	54.32
2	2	2017	5	8	9,212	7.25	94	127,017	4,886	4,326	53.04	46.96
5	18	2017	5	15	9,212	7.25	95	127,017	4,343	4,869	47.15	52.85
4	11	2017	3	16	9,210	7.25	96	127,017	4,210	5,000	45.71	54.29
9	23	2017	7	12	9,210	7.25	97	127,017	4,700	4,510	51.03	48.97
4	9	2017	1	17	9,207	7.25	98	127,017	4,771	4,436	51.82	48.18
5	18	2017	5	17	9,202	7.24	99	127,017	4,018	5,184	43.66	56.34
7	2	2017	1	13	9,202	7.24	100	127,017	4,651	4,551	50.54	49.46
2	1	2017	4	17	9,201	7.24	101	127,017	4,082	5,119	44.36	55.64
6	13	2017	3	17	9,199	7.24	102	127,017	4,153	5,046	45.15	54.85
2	17	2017	6	15	9,198	7.24	103	127,017	4,427	4,771	48.13	51.87
5	30	2017	3	8	9,196	7.24	104	127,017	4,806	4,390	52.26	47.74
6	6	2017	3	8	9,195	7.24	105	127,017	4,744	4,451	51.59	48.41
2	28	2017	3	8	9,194	7.24	106	127,017	4,975	4,219	54.11	45.89
6	10	2017	7	13	9,194	7.24	107	127,017	4,647	4,547	50.54	49.46
4	27	2017	5	8	9,193	7.24	108	127,017	4,995	4,198	54.33	45.67
10	7	2017	7	12	9,191	7.24	109	127,017	4,481	4,710	48.75	51.25
4	12	2017	4	8	9,185	7.23	110	127,017	4,939	4,246	53.77	46.23
7	12	2017	4	8	9,185	7.23	111	127,017	4,818	4,367	52.46	47.54
5	5	2017	6	15	9,183	7.23	112	127,017	4,526	4,657	49.29	50.71
2	1	2017	4	8	9,182	7.23	113	127,017	4,760	4,422	51.84	48.16
6	16	2017	6	12	9,173	7.22	114	127,017	4,322	4,851	47.12	52.88
5	25	2017	5	8	9,172	7.22	115	127,017	4,775	4,397	52.06	47.94
5	3	2017	4	17	9,169	7.22	116	127,017	4,028	5,141	43.93	56.07
9	13	2017	4	8	9,169	7.22	117	127,017	4,954	4,215	54.03	45.97
7	11	2017	3	8	9,166	7.22	118	127,017	4,732	4,434	51.63	48.37

MO	DY	YR	DAY OF WK	HR	HR VOL	PERCENT OF AADT	HOUR NUMBER	AADT	NORTH VOLUME	SOUTH VOLUME	PERCENT NORTH IS OF TOTAL VOLUME	PERCENT SOUTH IS OF TOTAL VOLUME
8	10	2017	5	12	9,164	7.21	119	127,017	4,322	4,842	47.16	52.84
7	3	2017	2	15	9,163	7.21	120	127,017	4,591	4,572	50.10	49.90
6	7	2017	4	16	9,161	7.21	121	127,017	4,181	4,980	45.64	54.36
7	13	2017	5	15	9,157	7.21	122	127,017	4,306	4,851	47.02	52.98
3	1	2017	4	8	9,156	7.21	123	127,017	4,708	4,448	51.42	48.58
4	17	2017	2	8	9,156	7.21	124	127,017	4,802	4,354	52.45	47.55
6	24	2017	7	13	9,153	7.21	125	127,017	4,681	4,472	51.14	48.86
5	3	2017	4	16	9,151	7.20	126	127,017	4,042	5,109	44.17	55.83
5	5	2017	6	13	9,150	7.20	127	127,017	4,466	4,684	48.81	51.19
9	19	2017	3	8	9,150	7.20	128	127,017	4,979	4,171	54.42	45.58
3	2	2017	5	8	9,146	7.20	129	127,017	4,955	4,191	54.18	45.82
4	2	2017	1	14	9,144	7.20	130	127,017	4,528	4,616	49.52	50.48
5	5	2017	6	14	9,141	7.20	131	127,017	4,459	4,682	48.78	51.22
5	14	2017	1	13	9,141	7.20	132	127,017	4,863	4,278	53.20	46.80
6	16	2017	6	14	9,138	7.19	133	127,017	4,558	4,580	49.88	50.12
8	8	2017	3	8	9,137	7.19	134	127,017	4,784	4,353	52.36	47.64
8	3	2017	5	8	9,135	7.19	135	127,017	4,773	4,362	52.25	47.75
7	13	2017	5	8	9,134	7.19	136	127,017	4,787	4,347	52.41	47.59
7	16	2017	1	13	9,133	7.19	137	127,017	4,599	4,534	50.36	49.64
7	20	2017	5	15	9,133	7.19	138	127,017	4,358	4,775	47.72	52.28
6	28	2017	4	8	9,132	7.19	139	127,017	4,785	4,347	52.40	47.60
1	26	2017	5	17	9,126	7.18	140	127,017	4,209	4,917	46.12	53.88
6	16	2017	6	13	9,126	7.18	141	127,017	4,608	4,518	50.49	49.51
6	16	2017	6	15	9,126	7.18	142	127,017	4,637	4,489	50.81	49.19
3	21	2017	3	17	9,125	7.18	143	127,017	3,946	5,179	43.24	56.76
8	14	2017	2	16	9,124	7.18	144	127,017	4,134	4,990	45.31	54.69
2	14	2017	3	8	9,123	7.18	145	127,017	4,939	4,184	54.14	45.86
3	19	2017	1	14	9,123	7.18	146	127,017	4,790	4,333	52.50	47.50
6	18	2017	1	14	9,123	7.18	147	127,017	4,625	4,498	50.70	49.30
7	1	2017	7	13	9,123	7.18	148	127,017	4,755	4,368	52.12	47.88
6	28	2017	4	16	9,122	7.18	149	127,017	4,276	4,846	46.88	53.12
3	16	2017	5	8	9,119	7.18	150	127,017	4,678	4,441	51.30	48.70
3	30	2017	5	8	9,119	7.18	151	127,017	4,803	4,316	52.67	47.33
4	2	2017	1	15	9,119	7.18	152	127,017	4,493	4,626	49.27	50.73
7	3	2017	2	16	9,118	7.18	153	127,017	4,499	4,619	49.34	50.66
6	19	2017	2	17	9,116	7.18	154	127,017	4,159	4,957	45.62	54.38
10	14	2017	7	13	9,113	7.17	155	127,017	4,355	4,758	47.79	52.21
10	24	2017	3	8	9,112	7.17	156	127,017	4,864	4,248	53.38	46.62
6	12	2017	2	16	9,109	7.17	157	127,017	4,119	4,990	45.22	54.78
6	11	2017	1	13	9,107	7.17	158	127,017	4,771	4,336	52.39	47.61
6	12	2017	2	8	9,107	7.17	159	127,017	4,898	4,209	53.78	46.22
6	13	2017	3	16	9,106	7.17	160	127,017	4,012	5,094	44.06	55.94
6	27	2017	3	16	9,106	7.17	161	127,017	4,281	4,825	47.01	52.99
2	22	2017	4	17	9,104	7.17	162	127,017	4,225	4,879	46.41	53.59
7	10	2017	2	17	9,104	7.17	163	127,017	4,106	4,998	45.10	54.90
7	16	2017	1	12	9,104	7.17	164	127,017	4,667	4,437	51.26	48.74
6	21	2017	4	16	9,103	7.17	165	127,017	4,290	4,813	47.13	52.87
12	23	2017	7	13	9,101	7.17	166	127,017	4,616	4,485	50.72	49.28
8	9	2017	4	8	9,100	7.16	167	127,017	4,734	4,366	52.02	47.98
8	5	2017	7	12	9,099	7.16	168	127,017	4,673	4,426	51.36	48.64
8	6	2017	1	13	9,098	7.16	169	127,017	4,585	4,513	50.40	49.60

MO	DY	YR	DAY OF WK	HR	HR VOL	PERCENT OF AADT	HOUR NUMBER	AADT	NORTH VOLUME	SOUTH VOLUME	PERCENT NORTH IS OF TOTAL VOLUME	PERCENT SOUTH IS OF TOTAL VOLUME
8	5	2017	7	11	9,096	7.16	170	127,017	4,468	4,628	49.12	50.88
6	25	2017	1	13	9,094	7.16	171	127,017	4,537	4,557	49.89	50.11
6	6	2017	3	17	9,093	7.16	172	127,017	4,042	5,051	44.45	55.55
8	18	2017	6	12	9,092	7.16	173	127,017	4,508	4,584	49.58	50.42
5	13	2017	7	12	9,091	7.16	174	127,017	4,437	4,654	48.81	51.19
4	27	2017	5	17	9,088	7.15	175	127,017	4,112	4,976	45.25	54.75
8	30	2017	4	8	9,088	7.15	176	127,017	4,825	4,263	53.09	46.91
10	14	2017	7	12	9,088	7.15	177	127,017	4,322	4,766	47.56	52.44
11	10	2017	6	12	9,088	7.15	178	127,017	4,347	4,741	47.83	52.17
7	2	2017	1	14	9,087	7.15	179	127,017	4,650	4,437	51.17	48.83
11	23	2017	5	14	9,086	7.15	180	127,017	4,687	4,399	51.58	48.42
10	15	2017	1	14	9,081	7.15	181	127,017	4,800	4,281	52.86	47.14
9	26	2017	3	8	9,080	7.15	182	127,017	4,901	4,179	53.98	46.02
8	13	2017	1	12	9,078	7.15	183	127,017	4,500	4,578	49.57	50.43
2	15	2017	4	8	9,076	7.15	184	127,017	4,671	4,405	51.47	48.53
6	17	2017	7	12	9,073	7.14	185	127,017	4,509	4,564	49.70	50.30
3	27	2017	2	8	9,071	7.14	186	127,017	4,877	4,194	53.76	46.24
12	30	2017	7	12	9,070	7.14	187	127,017	4,421	4,649	48.74	51.26
2	2	2017	5	16	9,068	7.14	188	127,017	4,159	4,909	45.86	54.14
5	8	2017	2	17	9,066	7.14	189	127,017	3,858	5,208	42.55	57.45
2	17	2017	6	13	9,065	7.14	190	127,017	4,299	4,766	47.42	52.58
5	1	2017	2	8	9,065	7.14	191	127,017	4,811	4,254	53.07	46.93
6	5	2017	2	8	9,064	7.14	192	127,017	4,732	4,332	52.21	47.79
8	25	2017	6	12	9,064	7.14	193	127,017	4,510	4,554	49.76	50.24
10	25	2017	4	8	9,064	7.14	194	127,017	4,964	4,100	54.77	45.23
11	16	2017	5	8	9,063	7.14	195	127,017	4,826	4,237	53.25	46.75
5	24	2017	4	8	9,062	7.13	196	127,017	4,833	4,229	53.33	46.67
7	30	2017	1	13	9,062	7.13	197	127,017	4,395	4,667	48.50	51.50
4	15	2017	7	12	9,061	7.13	198	127,017	4,408	4,653	48.65	51.35
7	10	2017	2	8	9,061	7.13	199	127,017	4,668	4,393	51.52	48.48
1	20	2017	6	16	9,058	7.13	200	127,017	4,036	5,022	44.56	55.44



**AADT= 151,695      K 30 FACTOR= 7.31      K 100 FACTOR= 7.11      K 200 FACTOR= 7.00      D 30 FACTOR= 52.87**



MO	DY	YR	DAY OF WK	HR	HR VOL	PERCENT OF AADT	HOUR NUMBER	AADT	NORTH VOLUME	SOUTH VOLUME	PERCENT NORTH IS OF TOTAL VOLUME	PERCENT SOUTH IS OF TOTAL VOLUME
4	16	2017	1	16	12,856	8.47	1	151,695	5,270	7,586	40.99	59.01
4	16	2017	1	18	12,709	8.38	2	151,695	5,108	7,601	40.19	59.81
4	28	2017	6	15	12,534	8.26	3	151,695	5,769	6,765	46.03	53.97
3	23	2017	5	16	12,521	8.25	4	151,695	5,451	7,070	43.53	56.47
4	16	2017	1	15	12,521	8.25	5	151,695	5,315	7,206	42.45	57.55
3	23	2017	5	15	12,475	8.22	6	151,695	5,655	6,820	45.33	54.67
4	21	2017	6	14	12,463	8.22	7	151,695	5,160	7,303	41.40	58.60
4	16	2017	1	19	12,013	7.92	8	151,695	5,164	6,849	42.99	57.01
4	21	2017	6	15	11,977	7.90	9	151,695	5,642	6,335	47.11	52.89
3	31	2017	6	15	11,915	7.85	10	151,695	5,872	6,043	49.28	50.72
4	16	2017	1	17	11,903	7.85	11	151,695	5,084	6,819	42.71	57.29
4	4	2017	3	16	11,815	7.79	12	151,695	5,592	6,223	47.33	52.67
3	30	2017	5	16	11,781	7.77	13	151,695	5,861	5,920	49.75	50.25
3	31	2017	6	16	11,764	7.76	14	151,695	5,969	5,795	50.74	49.26
4	16	2017	1	14	11,645	7.68	15	151,695	5,403	6,242	46.40	53.60
4	4	2017	3	17	11,630	7.67	16	151,695	6,041	5,589	51.94	48.06

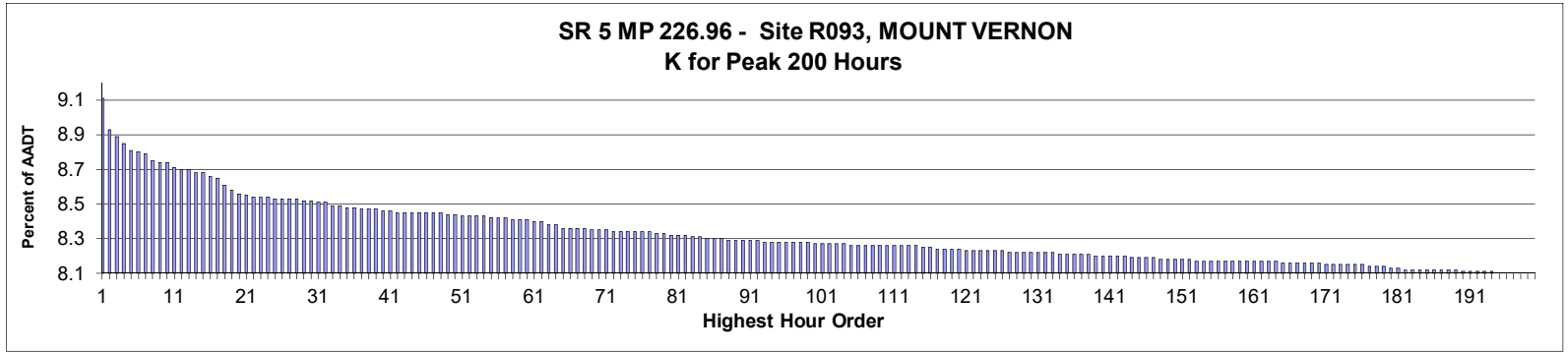
MO	DY	YR	DAY OF WK	HR	HR VOL	PERCENT OF AADT	HOUR NUMBER	AADT	NORTH VOLUME	SOUTH VOLUME	PERCENT NORTH IS OF TOTAL VOLUME	PERCENT SOUTH IS OF TOTAL VOLUME
4	28	2017	6	16	11,590	7.64	17	151,695	5,762	5,828	49.72	50.28
3	23	2017	5	17	11,410	7.52	18	151,695	6,022	5,388	52.78	47.22
4	21	2017	6	19	11,369	7.49	19	151,695	5,373	5,996	47.26	52.74
4	19	2017	4	17	11,288	7.44	20	151,695	6,033	5,255	53.45	46.55
4	28	2017	6	14	11,257	7.42	21	151,695	5,179	6,078	46.01	53.99
4	11	2017	3	17	11,219	7.40	22	151,695	6,154	5,065	54.85	45.15
4	4	2017	3	15	11,215	7.39	23	151,695	5,282	5,933	47.10	52.90
3	31	2017	6	14	11,213	7.39	24	151,695	5,798	5,415	51.71	48.29
5	31	2017	4	17	11,132	7.34	25	151,695	6,201	4,931	55.70	44.30
1	25	2017	4	17	11,125	7.33	26	151,695	6,160	4,965	55.37	44.63
1	26	2017	5	17	11,123	7.33	27	151,695	6,149	4,974	55.28	44.72
6	13	2017	3	17	11,108	7.32	28	151,695	6,085	5,023	54.78	45.22
5	18	2017	5	16	11,105	7.32	29	151,695	5,999	5,106	54.02	45.98
2	25	2017	7	12	11,090	7.31	30	151,695	5,863	5,227	52.87	47.13
4	15	2017	7	16	11,086	7.31	31	151,695	5,418	5,668	48.87	51.13
9	9	2017	7	12	11,052	7.29	32	151,695	5,764	5,288	52.15	47.85
4	6	2017	5	17	11,051	7.29	33	151,695	6,019	5,032	54.47	45.53
6	14	2017	4	16	11,046	7.28	34	151,695	5,824	5,222	52.72	47.28
3	29	2017	4	17	11,037	7.28	35	151,695	6,020	5,017	54.54	45.46
4	6	2017	5	16	11,037	7.28	36	151,695	5,894	5,143	53.40	46.60
9	22	2017	6	15	11,026	7.27	37	151,695	5,842	5,184	52.98	47.02
9	16	2017	7	12	11,023	7.27	38	151,695	5,820	5,203	52.80	47.20
2	16	2017	5	16	11,018	7.26	39	151,695	5,985	5,033	54.32	45.68
2	2	2017	5	17	11,012	7.26	40	151,695	6,138	4,874	55.74	44.26
4	1	2017	7	14	11,011	7.26	41	151,695	5,604	5,407	50.89	49.11
2	16	2017	5	17	11,010	7.26	42	151,695	6,047	4,963	54.92	45.08
4	3	2017	2	16	10,997	7.25	43	151,695	5,640	5,357	51.29	48.71
3	10	2017	6	16	10,995	7.25	44	151,695	5,674	5,321	51.61	48.39
1	20	2017	6	16	10,992	7.25	45	151,695	6,057	4,935	55.10	44.90
8	14	2017	2	17	10,986	7.24	46	151,695	5,918	5,068	53.87	46.13
12	8	2017	6	15	10,985	7.24	47	151,695	5,911	5,074	53.81	46.19
1	24	2017	3	17	10,981	7.24	48	151,695	6,159	4,822	56.09	43.91
6	7	2017	4	16	10,981	7.24	49	151,695	6,020	4,961	54.82	45.18
5	5	2017	6	15	10,975	7.23	50	151,695	5,869	5,106	53.48	46.52
5	19	2017	6	15	10,975	7.23	51	151,695	5,702	5,273	51.95	48.05
3	3	2017	6	15	10,971	7.23	52	151,695	5,776	5,195	52.65	47.35
9	15	2017	6	14	10,958	7.22	53	151,695	5,510	5,448	50.28	49.72
4	9	2017	1	14	10,951	7.22	54	151,695	5,763	5,188	52.63	47.37
4	1	2017	7	12	10,947	7.22	55	151,695	5,659	5,288	51.69	48.31
5	20	2017	7	12	10,946	7.22	56	151,695	5,633	5,313	51.46	48.54
2	1	2017	4	17	10,944	7.21	57	151,695	6,027	4,917	55.07	44.93
4	21	2017	6	13	10,943	7.21	58	151,695	5,183	5,760	47.36	52.64
3	30	2017	5	17	10,930	7.21	59	151,695	5,981	4,949	54.72	45.28
6	7	2017	4	17	10,927	7.20	60	151,695	5,968	4,959	54.62	45.38
9	14	2017	5	16	10,923	7.20	61	151,695	5,701	5,222	52.19	47.81
9	1	2017	6	12	10,915	7.20	62	151,695	5,917	4,998	54.21	45.79
4	21	2017	6	16	10,898	7.18	63	151,695	5,613	5,285	51.50	48.50
8	5	2017	7	11	10,898	7.18	64	151,695	5,370	5,528	49.28	50.72
2	2	2017	5	16	10,896	7.18	65	151,695	5,951	4,945	54.62	45.38
10	5	2017	5	16	10,892	7.18	66	151,695	5,669	5,223	52.05	47.95
4	1	2017	7	13	10,891	7.18	67	151,695	5,600	5,291	51.42	48.58

MO	DY	YR	DAY OF WK	HR	HR VOL	PERCENT OF AADT	HOUR NUMBER	AADT	NORTH VOLUME	SOUTH VOLUME	PERCENT NORTH IS OF TOTAL VOLUME	PERCENT SOUTH IS OF TOTAL VOLUME
12	23	2017	7	13	10,888	7.18	68	151,695	5,470	5,418	50.24	49.76
4	11	2017	3	16	10,886	7.18	69	151,695	5,874	5,012	53.96	46.04
6	19	2017	2	16	10,879	7.17	70	151,695	5,766	5,113	53.00	47.00
7	20	2017	5	15	10,877	7.17	71	151,695	5,696	5,181	52.37	47.63
9	8	2017	6	15	10,874	7.17	72	151,695	5,706	5,168	52.47	47.53
8	12	2017	7	11	10,872	7.17	73	151,695	5,475	5,397	50.36	49.64
6	16	2017	6	12	10,868	7.16	74	151,695	5,472	5,396	50.35	49.65
2	28	2017	3	17	10,867	7.16	75	151,695	5,835	5,032	53.69	46.31
7	27	2017	5	16	10,862	7.16	76	151,695	5,762	5,100	53.05	46.95
4	27	2017	5	16	10,860	7.16	77	151,695	5,633	5,227	51.87	48.13
9	30	2017	7	12	10,846	7.15	78	151,695	5,590	5,256	51.54	48.46
9	16	2017	7	13	10,839	7.15	79	151,695	5,779	5,060	53.32	46.68
4	27	2017	5	17	10,830	7.14	80	151,695	5,873	4,957	54.23	45.77
12	30	2017	7	13	10,829	7.14	81	151,695	5,544	5,285	51.20	48.80
6	27	2017	3	16	10,825	7.14	82	151,695	5,829	4,996	53.85	46.15
6	28	2017	4	16	10,824	7.14	83	151,695	5,722	5,102	52.86	47.14
8	26	2017	7	11	10,824	7.14	84	151,695	5,208	5,616	48.12	51.88
6	12	2017	2	17	10,820	7.13	85	151,695	5,830	4,990	53.88	46.12
10	10	2017	3	17	10,820	7.13	86	151,695	5,751	5,069	53.15	46.85
1	13	2017	6	15	10,819	7.13	87	151,695	5,525	5,294	51.07	48.93
6	20	2017	3	17	10,817	7.13	88	151,695	5,974	4,843	55.23	44.77
11	10	2017	6	12	10,815	7.13	89	151,695	5,327	5,488	49.26	50.74
3	31	2017	6	13	10,803	7.12	90	151,695	5,367	5,436	49.68	50.32
5	25	2017	5	16	10,797	7.12	91	151,695	5,715	5,082	52.93	47.07
6	8	2017	5	16	10,793	7.11	92	151,695	5,624	5,169	52.11	47.89
6	10	2017	7	12	10,793	7.11	93	151,695	5,712	5,081	52.92	47.08
4	15	2017	7	15	10,792	7.11	94	151,695	5,548	5,244	51.41	48.59
7	27	2017	5	15	10,788	7.11	95	151,695	5,600	5,188	51.91	48.09
10	14	2017	7	13	10,788	7.11	96	151,695	5,516	5,272	51.13	48.87
1	13	2017	6	16	10,787	7.11	97	151,695	5,395	5,392	50.01	49.99
9	13	2017	4	16	10,783	7.11	98	151,695	5,536	5,247	51.34	48.66
10	12	2017	5	16	10,783	7.11	99	151,695	5,592	5,191	51.86	48.14
3	16	2017	5	17	10,782	7.11	100	151,695	5,909	4,873	54.80	45.20
6	28	2017	4	17	10,781	7.11	101	151,695	5,861	4,920	54.36	45.64
2	23	2017	5	17	10,775	7.10	102	151,695	5,956	4,819	55.28	44.72
9	7	2017	5	16	10,774	7.10	103	151,695	5,779	4,995	53.64	46.36
4	9	2017	1	17	10,773	7.10	104	151,695	5,753	5,020	53.40	46.60
4	6	2017	6	13	10,773	7.10	105	151,695	5,355	5,418	49.71	50.29
10	26	2017	5	17	10,770	7.10	106	151,695	5,805	4,965	53.90	46.10
2	24	2017	6	16	10,769	7.10	107	151,695	5,554	5,215	51.57	48.43
3	24	2017	6	14	10,767	7.10	108	151,695	5,479	5,288	50.89	49.11
3	29	2017	4	16	10,760	7.09	109	151,695	5,743	5,017	53.37	46.63
9	16	2017	7	14	10,759	7.09	110	151,695	5,826	4,933	54.15	45.85
3	1	2017	4	17	10,755	7.09	111	151,695	5,873	4,882	54.61	45.39
3	25	2017	7	12	10,755	7.09	112	151,695	5,689	5,066	52.90	47.10
11	22	2017	4	12	10,755	7.09	113	151,695	5,322	5,433	49.48	50.52
5	10	2017	4	17	10,754	7.09	114	151,695	5,720	5,034	53.19	46.81
7	12	2017	4	16	10,754	7.09	115	151,695	5,660	5,094	52.63	47.37
10	7	2017	7	12	10,753	7.09	116	151,695	5,493	5,260	51.08	48.92
5	10	2017	4	16	10,751	7.09	117	151,695	5,654	5,097	52.59	47.41
5	20	2017	7	11	10,751	7.09	118	151,695	5,329	5,422	49.57	50.43

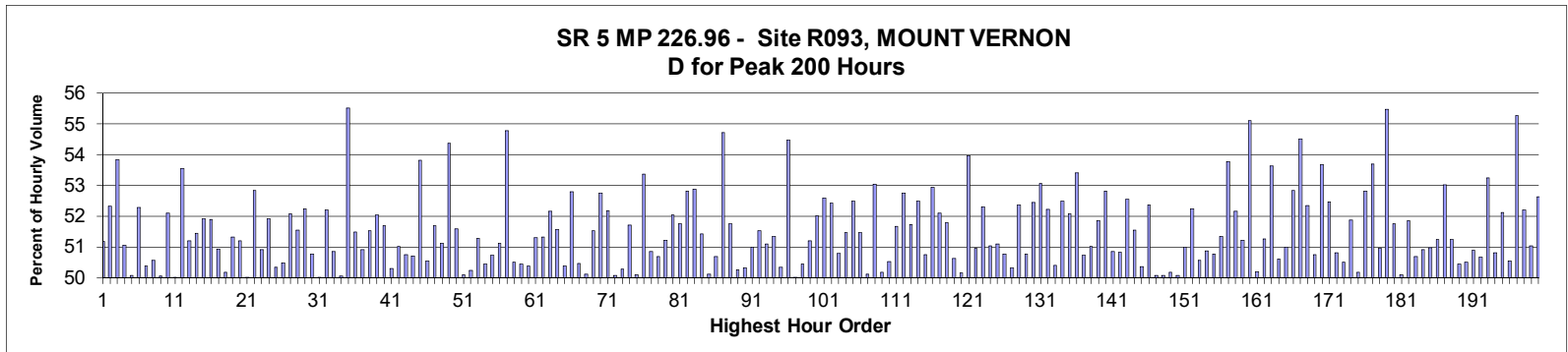
MO	DY	YR	DAY OF WK	HR	HR VOL	PERCENT OF AADT	HOUR NUMBER	AADT	NORTH VOLUME	SOUTH VOLUME	PERCENT NORTH IS OF TOTAL VOLUME	PERCENT SOUTH IS OF TOTAL VOLUME
8	12	2017	7	12	10,749	7.09	119	151,695	5,758	4,991	53.57	46.43
9	8	2017	6	14	10,741	7.08	120	151,695	5,269	5,472	49.06	50.94
6	4	2017	1	17	10,740	7.08	121	151,695	6,037	4,703	56.21	43.79
12	14	2017	5	16	10,737	7.08	122	151,695	5,680	5,057	52.90	47.10
4	3	2017	2	17	10,736	7.08	123	151,695	5,938	4,798	55.31	44.69
10	6	2017	6	12	10,735	7.08	124	151,695	5,319	5,416	49.55	50.45
4	2	2017	1	15	10,732	7.07	125	151,695	5,534	5,198	51.57	48.43
1	31	2017	3	17	10,730	7.07	126	151,695	5,838	4,892	54.41	45.59
10	7	2017	7	13	10,730	7.07	127	151,695	5,450	5,280	50.79	49.21
4	2	2017	1	14	10,729	7.07	128	151,695	5,401	5,328	50.34	49.66
10	17	2017	3	17	10,728	7.07	129	151,695	5,790	4,938	53.97	46.03
6	20	2017	3	16	10,726	7.07	130	151,695	5,769	4,957	53.79	46.21
2	25	2017	7	13	10,722	7.07	131	151,695	5,844	4,878	54.50	45.50
7	19	2017	4	16	10,721	7.07	132	151,695	5,620	5,101	52.42	47.58
6	21	2017	4	16	10,720	7.07	133	151,695	5,848	4,872	54.55	45.45
6	18	2017	1	13	10,718	7.07	134	151,695	5,758	4,960	53.72	46.28
4	14	2017	6	12	10,713	7.06	135	151,695	5,352	5,361	49.96	50.04
5	30	2017	3	17	10,711	7.06	136	151,695	5,731	4,980	53.51	46.49
9	8	2017	6	16	10,709	7.06	137	151,695	5,733	4,976	53.53	46.47
5	19	2017	6	13	10,708	7.06	138	151,695	5,332	5,376	49.79	50.21
5	24	2017	4	16	10,706	7.06	139	151,695	5,617	5,089	52.47	47.53
7	26	2017	4	17	10,704	7.06	140	151,695	5,685	5,019	53.11	46.89
11	10	2017	6	14	10,704	7.06	141	151,695	5,426	5,278	50.69	49.31
6	24	2017	7	11	10,703	7.06	142	151,695	5,503	5,200	51.42	48.58
12	27	2017	4	16	10,703	7.06	143	151,695	5,836	4,867	54.53	45.47
9	15	2017	6	15	10,700	7.05	144	151,695	5,644	5,056	52.75	47.25
3	3	2017	6	14	10,699	7.05	145	151,695	5,368	5,331	50.17	49.83
9	27	2017	4	17	10,697	7.05	146	151,695	5,699	4,998	53.28	46.72
8	23	2017	4	17	10,694	7.05	147	151,695	5,826	4,868	54.48	45.52
10	1	2017	1	14	10,693	7.05	148	151,695	5,662	5,031	52.95	47.05
7	20	2017	5	16	10,690	7.05	149	151,695	5,553	5,137	51.95	48.05
4	2	2017	1	13	10,689	7.05	150	151,695	5,435	5,254	50.85	49.15
5	16	2017	3	8	10,689	7.05	151	151,695	5,055	5,634	47.29	52.71
5	17	2017	4	16	10,688	7.05	152	151,695	5,576	5,112	52.17	47.83
1	19	2017	5	17	10,687	7.05	153	151,695	5,976	4,711	55.92	44.08
9	27	2017	4	16	10,685	7.04	154	151,695	5,631	5,054	52.70	47.30
10	14	2017	7	17	10,685	7.04	155	151,695	5,926	4,759	55.46	44.54
4	18	2017	3	17	10,684	7.04	156	151,695	5,796	4,888	54.25	45.75
6	19	2017	2	17	10,684	7.04	157	151,695	5,699	4,985	53.34	46.66
10	14	2017	7	12	10,684	7.04	158	151,695	5,356	5,328	50.13	49.87
3	24	2017	6	13	10,683	7.04	159	151,695	5,444	5,239	50.96	49.04
4	12	2017	4	17	10,681	7.04	160	151,695	5,906	4,775	55.29	44.71
11	7	2017	3	17	10,680	7.04	161	151,695	5,694	4,986	53.31	46.69
9	21	2017	5	16	10,679	7.04	162	151,695	5,642	5,037	52.83	47.17
4	13	2017	5	15	10,678	7.04	163	151,695	5,775	4,903	54.08	45.92
11	1	2017	4	17	10,677	7.04	164	151,695	5,757	4,920	53.92	46.08
6	1	2017	5	17	10,676	7.04	165	151,695	6,140	4,536	57.51	42.49
5	17	2017	4	8	10,675	7.04	166	151,695	5,137	5,538	48.12	51.88
10	4	2017	4	16	10,674	7.04	167	151,695	5,657	5,017	53.00	47.00
6	14	2017	4	17	10,673	7.04	168	151,695	6,029	4,644	56.49	43.51
6	16	2017	6	13	10,671	7.03	169	151,695	5,443	5,228	51.01	48.99



MO	DY	YR	DAY OF WK	HR	HR VOL	PERCENT OF AADT	HOUR NUMBER	AADT	NORTH VOLUME	SOUTH VOLUME	PERCENT NORTH IS OF TOTAL VOLUME	PERCENT SOUTH IS OF TOTAL VOLUME
2	2	2017	5	8	10,670	7.03	170	151,695	4,897	5,773	45.90	54.10
11	10	2017	6	13	10,664	7.03	171	151,695	5,289	5,375	49.60	50.40
5	6	2017	7	17	10,663	7.03	172	151,695	5,815	4,848	54.53	45.47
9	16	2017	7	15	10,662	7.03	173	151,695	5,722	4,940	53.67	46.33
4	7	2017	6	15	10,660	7.03	174	151,695	5,592	5,068	52.46	47.54
9	15	2017	6	13	10,660	7.03	175	151,695	5,415	5,245	50.80	49.20
9	28	2017	5	17	10,660	7.03	176	151,695	5,559	5,101	52.15	47.85
11	15	2017	4	17	10,658	7.03	177	151,695	5,743	4,915	53.88	46.12
6	6	2017	3	17	10,656	7.02	178	151,695	5,767	4,889	54.12	45.88
9	22	2017	6	13	10,653	7.02	179	151,695	5,473	5,180	51.38	48.62
5	18	2017	5	17	10,651	7.02	180	151,695	5,633	5,018	52.89	47.11
11	25	2017	7	13	10,651	7.02	181	151,695	5,656	4,995	53.10	46.90
3	30	2017	5	15	10,650	7.02	182	151,695	5,317	5,333	49.92	50.08
4	1	2017	7	15	10,649	7.02	183	151,695	5,280	5,369	49.58	50.42
8	16	2017	4	16	10,649	7.02	184	151,695	5,602	5,047	52.61	47.39
7	13	2017	5	15	10,647	7.02	185	151,695	5,447	5,200	51.16	48.84
6	1	2017	5	16	10,646	7.02	186	151,695	5,626	5,020	52.85	47.15
8	28	2017	2	15	10,646	7.02	187	151,695	5,555	5,091	52.18	47.82
2	25	2017	7	17	10,645	7.02	188	151,695	5,547	5,098	52.11	47.89
7	26	2017	4	16	10,644	7.02	189	151,695	5,627	5,017	52.87	47.13
8	19	2017	7	11	10,644	7.02	190	151,695	5,250	5,394	49.32	50.68
9	22	2017	6	14	10,642	7.02	191	151,695	5,460	5,182	51.31	48.69
8	8	2017	3	17	10,641	7.01	192	151,695	5,862	4,779	55.09	44.91
9	16	2017	7	11	10,640	7.01	193	151,695	5,477	5,163	51.48	48.52
9	23	2017	7	12	10,640	7.01	194	151,695	5,689	4,951	53.47	46.53
7	31	2017	2	16	10,634	7.01	195	151,695	5,543	5,091	52.13	47.87
10	7	2017	7	14	10,634	7.01	196	151,695	5,490	5,144	51.63	48.37
11	25	2017	7	12	10,631	7.01	197	151,695	5,674	4,957	53.37	46.63
1	26	2017	5	16	10,627	7.01	198	151,695	5,640	4,987	53.07	46.93
3	21	2017	3	16	10,626	7.00	199	151,695	5,640	4,986	53.08	46.92
4	9	2017	1	13	10,625	7.00	200	151,695	5,380	5,245	50.64	49.36



**AADT= 74,340      K 30 FACTOR= 8.52      K 100 FACTOR= 8.27      K 200 FACTOR= 8.10      D 30 FACTOR= 50.78**



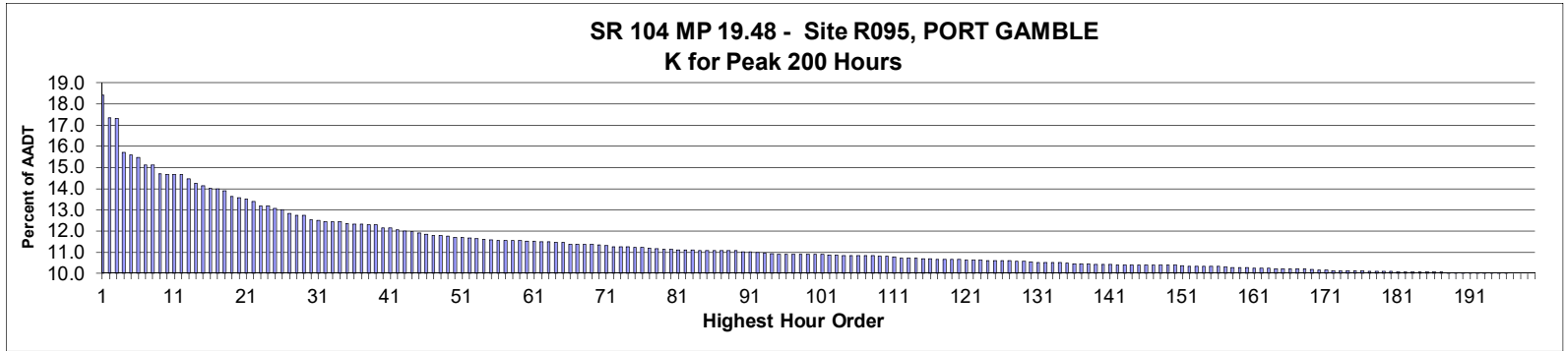
MO	DY	YR	DAY OF WK	HR	HR VOL	PERCENT OF AADT	HOUR NUMBER	AADT	NORTH VOLUME	SOUTH VOLUME	PERCENT NORTH IS OF TOTAL VOLUME	PERCENT SOUTH IS OF TOTAL VOLUME
6	9	2017	6	17	6,771	9.11	1	74,340	3,306	3,465	48.83	51.17
5	12	2017	6	17	6,639	8.93	2	74,340	3,474	3,165	52.33	47.67
4	28	2017	6	17	6,606	8.89	3	74,340	3,557	3,049	53.84	46.16
6	9	2017	6	16	6,578	8.85	4	74,340	3,220	3,358	48.95	51.05
10	6	2017	6	17	6,548	8.81	5	74,340	3,269	3,279	49.92	50.08
8	13	2017	1	13	6,544	8.80	6	74,340	3,122	3,422	47.71	52.29
4	14	2017	6	17	6,533	8.79	7	74,340	3,291	3,242	50.38	49.62
9	22	2017	6	17	6,508	8.75	8	74,340	3,217	3,291	49.43	50.57
4	21	2017	6	17	6,501	8.74	9	74,340	3,254	3,247	50.05	49.95
6	9	2017	6	14	6,495	8.74	10	74,340	3,111	3,384	47.90	52.10
4	21	2017	6	16	6,474	8.71	11	74,340	3,236	3,238	49.98	50.02
6	10	2017	7	14	6,465	8.70	12	74,340	3,003	3,462	46.45	53.55
11	10	2017	6	17	6,465	8.70	13	74,340	3,310	3,155	51.20	48.80
8	5	2017	7	11	6,456	8.68	14	74,340	3,321	3,135	51.44	48.56
8	18	2017	6	15	6,451	8.68	15	74,340	3,102	3,349	48.09	51.91
4	14	2017	6	15	6,439	8.66	16	74,340	3,097	3,342	48.10	51.90

MO	DY	YR	DAY OF WK	HR	HR VOL	PERCENT OF AADT	HOUR NUMBER	AADT	NORTH VOLUME	SOUTH VOLUME	PERCENT NORTH IS OF TOTAL VOLUME	PERCENT SOUTH IS OF TOTAL VOLUME
3	31	2017	6	17	6,433	8.65	17	74,340	3,277	3,156	50.94	49.06
8	18	2017	6	14	6,403	8.61	18	74,340	3,190	3,213	49.82	50.18
8	4	2017	6	15	6,382	8.58	19	74,340	3,275	3,107	51.32	48.68
8	6	2017	1	13	6,364	8.56	20	74,340	3,106	3,258	48.81	51.19
9	15	2017	6	17	6,355	8.55	21	74,340	3,176	3,179	49.98	50.02
5	12	2017	6	16	6,348	8.54	22	74,340	3,354	2,994	52.84	47.16
8	4	2017	6	16	6,348	8.54	23	74,340	3,116	3,232	49.09	50.91
8	18	2017	6	17	6,346	8.54	24	74,340	3,051	3,295	48.08	51.92
2	24	2017	6	17	6,343	8.53	25	74,340	3,193	3,150	50.34	49.66
8	18	2017	6	13	6,339	8.53	26	74,340	3,200	3,139	50.48	49.52
6	2	2017	6	17	6,338	8.53	27	74,340	3,300	3,038	52.07	47.93
11	10	2017	6	16	6,338	8.53	28	74,340	3,267	3,071	51.55	48.45
6	9	2017	6	15	6,335	8.52	29	74,340	3,025	3,310	47.75	52.25
10	13	2017	6	17	6,331	8.52	30	74,340	3,116	3,215	49.22	50.78
8	11	2017	6	17	6,328	8.51	31	74,340	3,165	3,163	50.02	49.98
8	18	2017	6	18	6,324	8.51	32	74,340	3,023	3,301	47.80	52.20
5	19	2017	6	18	6,313	8.49	33	74,340	3,210	3,103	50.85	49.15
6	10	2017	7	13	6,312	8.49	34	74,340	3,153	3,159	49.95	50.05
8	13	2017	1	14	6,306	8.48	35	74,340	2,805	3,501	44.48	55.52
5	19	2017	6	17	6,304	8.48	36	74,340	3,058	3,246	48.51	51.49
2	24	2017	6	16	6,297	8.47	37	74,340	3,206	3,091	50.91	49.09
9	22	2017	6	16	6,294	8.47	38	74,340	3,243	3,051	51.53	48.47
12	22	2017	6	16	6,293	8.47	39	74,340	3,275	3,018	52.04	47.96
9	16	2017	7	12	6,291	8.46	40	74,340	3,252	3,039	51.69	48.31
8	19	2017	7	11	6,288	8.46	41	74,340	3,162	3,126	50.29	49.71
8	12	2017	7	17	6,285	8.45	42	74,340	3,079	3,206	48.99	51.01
8	12	2017	7	11	6,284	8.45	43	74,340	3,189	3,095	50.75	49.25
8	14	2017	2	17	6,282	8.45	44	74,340	3,185	3,097	50.70	49.30
6	10	2017	7	15	6,281	8.45	45	74,340	2,901	3,380	46.19	53.81
9	29	2017	6	17	6,281	8.45	46	74,340	3,175	3,106	50.55	49.45
8	12	2017	7	12	6,279	8.45	47	74,340	3,246	3,033	51.70	48.30
8	18	2017	6	12	6,279	8.45	48	74,340	3,210	3,069	51.12	48.88
6	10	2017	7	16	6,276	8.44	49	74,340	2,863	3,413	45.62	54.38
4	21	2017	6	18	6,275	8.44	50	74,340	3,038	3,237	48.41	51.59
7	21	2017	6	17	6,269	8.43	51	74,340	3,141	3,128	50.10	49.90
8	5	2017	7	12	6,269	8.43	52	74,340	3,149	3,120	50.23	49.77
10	13	2017	6	16	6,266	8.43	53	74,340	3,214	3,052	51.29	48.71
12	8	2017	6	17	6,265	8.43	54	74,340	3,160	3,105	50.44	49.56
9	15	2017	6	16	6,260	8.42	55	74,340	3,176	3,084	50.73	49.27
8	4	2017	6	18	6,259	8.42	56	74,340	3,060	3,199	48.89	51.11
3	24	2017	6	17	6,257	8.42	57	74,340	3,428	2,829	54.79	45.21
8	10	2017	5	17	6,254	8.41	58	74,340	3,159	3,095	50.51	49.49
6	29	2017	5	17	6,253	8.41	59	74,340	3,099	3,154	49.56	50.44
6	10	2017	7	11	6,251	8.41	60	74,340	3,150	3,101	50.39	49.61
7	27	2017	5	17	6,248	8.40	61	74,340	3,205	3,043	51.30	48.70
6	10	2017	7	12	6,246	8.40	62	74,340	3,206	3,040	51.33	48.67
9	24	2017	1	18	6,231	8.38	63	74,340	2,980	3,251	47.83	52.17
10	27	2017	6	17	6,227	8.38	64	74,340	3,016	3,211	48.43	51.57
8	5	2017	7	13	6,218	8.36	65	74,340	3,133	3,085	50.39	49.61
1	27	2017	6	17	6,217	8.36	66	74,340	3,282	2,935	52.79	47.21
9	15	2017	6	18	6,215	8.36	67	74,340	3,079	3,136	49.54	50.46

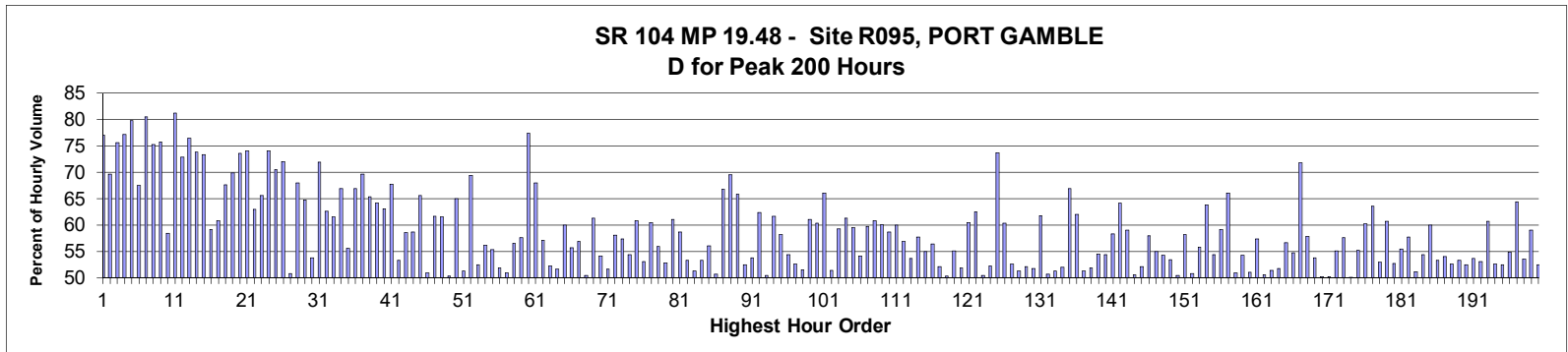
MO	DY	YR	DAY OF WK	HR	HR VOL	PERCENT OF AADT	HOUR NUMBER	AADT	NORTH VOLUME	SOUTH VOLUME	PERCENT NORTH IS OF TOTAL VOLUME	PERCENT SOUTH IS OF TOTAL VOLUME
7	23	2017	1	13	6,213	8.36	68	74,340	3,099	3,114	49.88	50.12
8	11	2017	6	13	6,208	8.35	69	74,340	3,199	3,009	51.53	48.47
9	22	2017	6	18	6,207	8.35	70	74,340	3,274	2,933	52.75	47.25
8	4	2017	6	12	6,204	8.35	71	74,340	3,237	2,967	52.18	47.82
6	9	2017	6	18	6,203	8.34	72	74,340	3,106	3,097	50.07	49.93
7	7	2017	6	16	6,203	8.34	73	74,340	3,084	3,119	49.72	50.28
7	22	2017	7	12	6,203	8.34	74	74,340	3,208	2,995	51.72	48.28
8	17	2017	5	17	6,203	8.34	75	74,340	3,096	3,107	49.91	50.09
12	26	2017	3	16	6,202	8.34	76	74,340	3,310	2,892	53.37	46.63
9	16	2017	7	13	6,198	8.34	77	74,340	3,152	3,046	50.86	49.14
11	3	2017	6	17	6,194	8.33	78	74,340	3,140	3,054	50.69	49.31
6	16	2017	6	16	6,193	8.33	79	74,340	3,172	3,021	51.22	48.78
11	17	2017	6	16	6,188	8.32	80	74,340	3,220	2,968	52.04	47.96
8	24	2017	5	17	6,185	8.32	81	74,340	3,201	2,984	51.75	48.25
9	23	2017	7	11	6,185	8.32	82	74,340	3,267	2,918	52.82	47.18
8	27	2017	1	13	6,180	8.31	83	74,340	2,912	3,268	47.12	52.88
12	22	2017	6	17	6,176	8.31	84	74,340	3,176	3,000	51.42	48.58
7	20	2017	5	17	6,173	8.30	85	74,340	3,079	3,094	49.88	50.12
5	20	2017	7	12	6,172	8.30	86	74,340	3,128	3,044	50.68	49.32
6	18	2017	1	16	6,172	8.30	87	74,340	2,795	3,377	45.29	54.71
1	13	2017	6	17	6,166	8.29	88	74,340	3,191	2,975	51.75	48.25
8	17	2017	5	18	6,165	8.29	89	74,340	3,098	3,067	50.25	49.75
9	23	2017	7	16	6,165	8.29	90	74,340	3,103	3,062	50.33	49.67
4	28	2017	6	16	6,164	8.29	91	74,340	3,143	3,021	50.99	49.01
7	29	2017	7	11	6,160	8.29	92	74,340	3,174	2,986	51.53	48.47
5	12	2017	6	18	6,158	8.28	93	74,340	3,147	3,011	51.10	48.90
9	29	2017	6	16	6,158	8.28	94	74,340	3,162	2,996	51.35	48.65
7	28	2017	6	17	6,153	8.28	95	74,340	3,055	3,098	49.65	50.35
8	7	2017	2	17	6,153	8.28	96	74,340	3,352	2,801	54.48	45.52
9	24	2017	1	13	6,153	8.28	97	74,340	3,077	3,076	50.01	49.99
7	28	2017	6	14	6,152	8.28	98	74,340	3,103	3,049	50.44	49.56
8	4	2017	6	13	6,152	8.28	99	74,340	3,150	3,002	51.20	48.80
12	15	2017	6	17	6,151	8.27	100	74,340	3,200	2,951	52.02	47.98
8	31	2017	5	17	6,150	8.27	101	74,340	3,234	2,916	52.59	47.41
8	5	2017	7	16	6,145	8.27	102	74,340	2,923	3,222	47.57	52.43
9	8	2017	6	17	6,145	8.27	103	74,340	3,121	3,024	50.79	49.21
12	15	2017	6	16	6,145	8.27	104	74,340	3,163	2,982	51.47	48.53
6	9	2017	6	13	6,144	8.26	105	74,340	2,919	3,225	47.51	52.49
6	11	2017	1	13	6,144	8.26	106	74,340	3,162	2,982	51.46	48.54
11	17	2017	6	17	6,143	8.26	107	74,340	3,079	3,064	50.12	49.88
11	22	2017	4	16	6,141	8.26	108	74,340	3,258	2,883	53.05	46.95
7	21	2017	6	14	6,140	8.26	109	74,340	3,059	3,081	49.82	50.18
10	6	2017	6	16	6,139	8.26	110	74,340	3,037	3,102	49.47	50.53
4	14	2017	6	16	6,138	8.26	111	74,340	3,172	2,966	51.68	48.32
7	30	2017	1	13	6,138	8.26	112	74,340	2,900	3,238	47.25	52.75
8	5	2017	7	15	6,138	8.26	113	74,340	2,963	3,175	48.27	51.73
8	19	2017	7	17	6,137	8.26	114	74,340	2,916	3,221	47.52	52.48
6	30	2017	6	15	6,132	8.25	115	74,340	3,112	3,020	50.75	49.25
3	10	2017	6	17	6,131	8.25	116	74,340	3,246	2,885	52.94	47.06
4	7	2017	6	17	6,127	8.24	117	74,340	3,193	2,934	52.11	47.89
6	11	2017	1	16	6,126	8.24	118	74,340	2,953	3,173	48.20	51.80

MO	DY	YR	DAY OF WK	HR	HR VOL	PERCENT OF AADT	HOUR NUMBER	AADT	NORTH VOLUME	SOUTH VOLUME	PERCENT NORTH IS OF TOTAL VOLUME	PERCENT SOUTH IS OF TOTAL VOLUME
6	18	2017	1	13	6,125	8.24	119	74,340	3,024	3,101	49.37	50.63
5	5	2017	6	16	6,124	8.24	120	74,340	3,052	3,072	49.84	50.16
7	30	2017	1	14	6,120	8.23	121	74,340	2,817	3,303	46.03	53.97
9	8	2017	6	18	6,120	8.23	122	74,340	3,119	3,001	50.96	49.04
4	14	2017	6	14	6,119	8.23	123	74,340	2,918	3,201	47.69	52.31
8	4	2017	6	14	6,115	8.23	124	74,340	2,994	3,121	48.96	51.04
8	10	2017	5	18	6,115	8.23	125	74,340	3,124	2,991	51.09	48.91
8	25	2017	6	14	6,115	8.23	126	74,340	3,011	3,104	49.24	50.76
7	28	2017	6	15	6,114	8.22	127	74,340	3,038	3,076	49.69	50.31
3	17	2017	6	16	6,113	8.22	128	74,340	3,201	2,912	52.36	47.64
2	24	2017	6	18	6,112	8.22	129	74,340	3,103	3,009	50.77	49.23
8	3	2017	5	18	6,112	8.22	130	74,340	3,206	2,906	52.45	47.55
8	19	2017	7	15	6,112	8.22	131	74,340	2,869	3,243	46.94	53.06
12	26	2017	3	13	6,111	8.22	132	74,340	3,191	2,920	52.22	47.78
4	14	2017	6	18	6,110	8.22	133	74,340	3,080	3,030	50.41	49.59
5	19	2017	6	15	6,106	8.21	134	74,340	2,901	3,205	47.51	52.49
8	11	2017	6	12	6,106	8.21	135	74,340	3,180	2,926	52.08	47.92
9	8	2017	6	16	6,106	8.21	136	74,340	3,261	2,845	53.41	46.59
8	12	2017	7	14	6,105	8.21	137	74,340	3,008	3,097	49.27	50.73
8	26	2017	7	13	6,101	8.21	138	74,340	3,113	2,988	51.02	48.98
4	13	2017	5	17	6,097	8.20	139	74,340	3,161	2,936	51.85	48.15
7	29	2017	7	12	6,096	8.20	140	74,340	3,219	2,877	52.81	47.19
8	10	2017	5	16	6,095	8.20	141	74,340	3,100	2,995	50.86	49.14
8	11	2017	6	16	6,095	8.20	142	74,340	2,997	3,098	49.17	50.83
1	20	2017	6	17	6,093	8.20	143	74,340	3,201	2,892	52.54	47.46
8	11	2017	6	18	6,092	8.19	144	74,340	3,140	2,952	51.54	48.46
4	14	2017	6	13	6,089	8.19	145	74,340	3,022	3,067	49.63	50.37
8	5	2017	7	17	6,088	8.19	146	74,340	2,900	3,188	47.63	52.37
10	27	2017	6	16	6,087	8.19	147	74,340	3,048	3,039	50.07	49.93
6	23	2017	6	16	6,084	8.18	148	74,340	3,046	3,038	50.07	49.93
6	8	2017	5	17	6,082	8.18	149	74,340	3,052	3,030	50.18	49.82
6	16	2017	6	17	6,082	8.18	150	74,340	3,046	3,036	50.08	49.92
8	16	2017	4	17	6,081	8.18	151	74,340	3,101	2,980	50.99	49.01
8	9	2017	4	18	6,078	8.18	152	74,340	3,175	2,903	52.24	47.76
8	12	2017	7	13	6,077	8.17	153	74,340	3,004	3,073	49.43	50.57
8	26	2017	7	15	6,077	8.17	154	74,340	2,985	3,092	49.12	50.88
7	3	2017	2	17	6,075	8.17	155	74,340	3,084	2,991	50.77	49.23
7	5	2017	4	17	6,074	8.17	156	74,340	3,119	2,955	51.35	48.65
7	23	2017	1	14	6,074	8.17	157	74,340	2,808	3,266	46.23	53.77
8	19	2017	7	14	6,074	8.17	158	74,340	2,905	3,169	47.83	52.17
10	6	2017	6	18	6,074	8.17	159	74,340	3,112	2,962	51.23	48.77
8	13	2017	1	12	6,073	8.17	160	74,340	2,726	3,347	44.89	55.11
3	31	2017	6	18	6,072	8.17	161	74,340	3,048	3,024	50.20	49.80
7	28	2017	6	13	6,072	8.17	162	74,340	3,113	2,959	51.27	48.73
3	24	2017	6	16	6,071	8.17	163	74,340	3,256	2,815	53.63	46.37
6	30	2017	6	16	6,070	8.17	164	74,340	2,998	3,072	49.39	50.61
7	28	2017	6	16	6,068	8.16	165	74,340	3,094	2,974	50.99	49.01
7	29	2017	7	13	6,067	8.16	166	74,340	3,205	2,862	52.83	47.17
1	27	2017	6	16	6,066	8.16	167	74,340	3,307	2,759	54.52	45.48
5	19	2017	6	16	6,065	8.16	168	74,340	2,890	3,175	47.65	52.35
8	6	2017	1	12	6,064	8.16	169	74,340	2,987	3,077	49.26	50.74

MO	DY	YR	DAY OF WK	HR	HR VOL	PERCENT OF AADT	HOUR NUMBER	AADT	NORTH VOLUME	SOUTH VOLUME	PERCENT NORTH IS OF TOTAL VOLUME	PERCENT SOUTH IS OF TOTAL VOLUME
9	23	2017	7	12	6,063	8.16	170	74,340	3,254	2,809	53.67	46.33
3	3	2017	6	17	6,062	8.15	171	74,340	3,181	2,881	52.47	47.53
7	7	2017	6	18	6,061	8.15	172	74,340	3,080	2,981	50.82	49.18
8	19	2017	7	12	6,060	8.15	173	74,340	3,000	3,060	49.50	50.50
8	12	2017	7	15	6,059	8.15	174	74,340	2,916	3,143	48.13	51.87
7	21	2017	6	18	6,058	8.15	175	74,340	3,018	3,040	49.82	50.18
5	11	2017	5	17	6,056	8.15	176	74,340	3,198	2,858	52.81	47.19
7	22	2017	7	11	6,053	8.14	177	74,340	3,250	2,803	53.69	46.31
4	21	2017	6	15	6,052	8.14	178	74,340	2,968	3,084	49.04	50.96
9	24	2017	1	14	6,048	8.14	179	74,340	2,693	3,355	44.53	55.47
6	10	2017	7	17	6,046	8.13	180	74,340	2,917	3,129	48.25	51.75
8	5	2017	7	14	6,044	8.13	181	74,340	3,016	3,028	49.90	50.10
8	19	2017	7	16	6,040	8.12	182	74,340	2,908	3,132	48.15	51.85
7	30	2017	1	12	6,039	8.12	183	74,340	2,978	3,061	49.31	50.69
9	23	2017	7	17	6,038	8.12	184	74,340	2,964	3,074	49.09	50.91
8	25	2017	6	13	6,037	8.12	185	74,340	2,960	3,077	49.03	50.97
8	25	2017	6	16	6,037	8.12	186	74,340	2,943	3,094	48.75	51.25
3	24	2017	6	18	6,034	8.12	187	74,340	3,200	2,834	53.03	46.97
12	1	2017	6	16	6,034	8.12	188	74,340	3,092	2,942	51.24	48.76
5	5	2017	6	17	6,033	8.12	189	74,340	3,043	2,990	50.44	49.56
11	10	2017	6	15	6,030	8.11	190	74,340	3,045	2,985	50.50	49.50
10	13	2017	6	18	6,029	8.11	191	74,340	3,069	2,960	50.90	49.10
7	3	2017	2	18	6,027	8.11	192	74,340	3,053	2,974	50.66	49.34
8	13	2017	1	16	6,027	8.11	193	74,340	2,818	3,209	46.76	53.24
9	29	2017	6	15	6,027	8.11	194	74,340	3,063	2,964	50.82	49.18
3	10	2017	6	18	6,025	8.10	195	74,340	3,140	2,885	52.12	47.88
6	11	2017	1	14	6,024	8.10	196	74,340	2,979	3,045	49.45	50.55
7	1	2017	7	12	6,024	8.10	197	74,340	3,330	2,694	55.28	44.72
11	3	2017	6	18	6,024	8.10	198	74,340	3,145	2,879	52.21	47.79
7	28	2017	6	18	6,023	8.10	199	74,340	3,074	2,949	51.04	48.96
8	26	2017	7	12	6,023	8.10	200	74,340	3,170	2,853	52.63	47.37



AADT= 5,791      K 30 FACTOR= 12.52      K 100 FACTOR= 10.90      K 200 FACTOR= 10.00      D 30 FACTOR= 53.79



MO	DY	YR	DAY OF WK	HR	HR VOL	PERCENT OF AADT	HOUR NUMBER	AADT	EAST VOLUME	WEST VOLUME	PERCENT EAST IS OF TOTAL VOLUME	PERCENT WEST IS OF TOTAL VOLUME
7	22	2017	7	13	1,066	18.41	1	5,791	245	821	22.98	77.02
7	22	2017	7	15	1,005	17.35	2	5,791	305	700	30.35	69.65
7	22	2017	7	14	1,003	17.32	3	5,791	245	758	24.43	75.57
7	22	2017	7	12	909	15.70	4	5,791	208	701	22.88	77.12
9	2	2017	7	13	902	15.58	5	5,791	182	720	20.18	79.82
7	22	2017	7	16	895	15.46	6	5,791	291	604	32.51	67.49
5	27	2017	7	12	875	15.11	7	5,791	171	704	19.54	80.46
5	27	2017	7	14	875	15.11	8	5,791	216	659	24.69	75.31
9	2	2017	7	12	851	14.70	9	5,791	206	645	24.21	75.79
7	21	2017	6	16	850	14.68	10	5,791	353	497	41.53	58.47
5	27	2017	7	13	849	14.66	11	5,791	159	690	18.73	81.27
5	27	2017	7	15	849	14.66	12	5,791	230	619	27.09	72.91
9	2	2017	7	14	837	14.45	13	5,791	197	640	23.54	76.46
7	29	2017	7	13	825	14.25	14	5,791	216	609	26.18	73.82
7	1	2017	7	15	818	14.13	15	5,791	218	600	26.65	73.35
7	22	2017	7	17	812	14.02	16	5,791	332	480	40.89	59.11

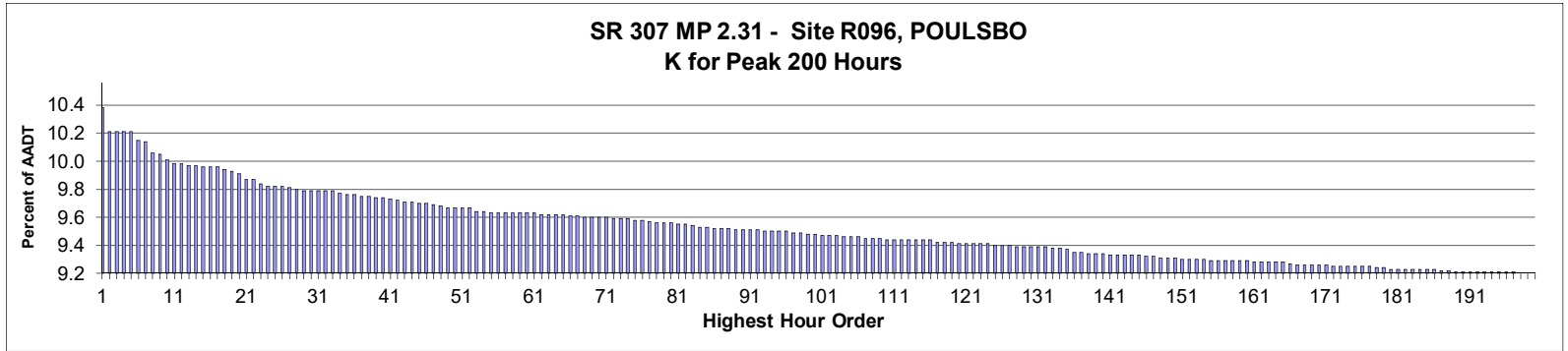
MO	DY	YR	DAY OF WK	HR	HR VOL	PERCENT OF AADT	HOUR NUMBER	AADT	EAST VOLUME	WEST VOLUME	PERCENT EAST IS OF TOTAL VOLUME	PERCENT WEST IS OF TOTAL VOLUME
7	21	2017	6	17	811	14.00	17	5,791	318	493	39.21	60.79
6	30	2017	6	16	805	13.90	18	5,791	261	544	32.42	67.58
7	29	2017	7	12	789	13.62	19	5,791	238	551	30.16	69.84
5	27	2017	7	16	785	13.56	20	5,791	207	578	26.37	73.63
7	1	2017	7	16	783	13.52	21	5,791	203	580	25.93	74.07
7	28	2017	6	14	775	13.38	22	5,791	287	488	37.03	62.97
7	28	2017	6	17	764	13.19	23	5,791	263	501	34.42	65.58
7	29	2017	7	14	763	13.18	24	5,791	198	565	25.95	74.05
7	1	2017	7	17	757	13.07	25	5,791	223	534	29.46	70.54
6	30	2017	6	17	753	13.00	26	5,791	211	542	28.02	71.98
8	6	2017	1	14	743	12.83	27	5,791	366	377	49.26	50.74
7	28	2017	6	16	738	12.74	28	5,791	236	502	31.98	68.02
8	4	2017	6	16	738	12.74	29	5,791	260	478	35.23	64.77
7	3	2017	2	17	725	12.52	30	5,791	390	335	53.79	46.21
9	2	2017	7	15	724	12.50	31	5,791	203	521	28.04	71.96
5	28	2017	1	14	721	12.45	32	5,791	270	451	37.45	62.55
9	27	2017	4	14	721	12.45	33	5,791	277	444	38.42	61.58
12	27	2017	4	18	720	12.43	34	5,791	238	482	33.06	66.94
9	27	2017	4	16	716	12.36	35	5,791	318	398	44.41	55.59
5	28	2017	1	13	713	12.31	36	5,791	236	477	33.10	66.90
7	28	2017	6	15	713	12.31	37	5,791	216	497	30.29	69.71
7	22	2017	7	11	712	12.29	38	5,791	247	465	34.69	65.31
9	27	2017	4	15	712	12.29	39	5,791	255	457	35.81	64.19
6	23	2017	6	17	704	12.16	40	5,791	260	444	36.93	63.07
6	30	2017	6	18	704	12.16	41	5,791	227	477	32.24	67.76
8	6	2017	1	12	698	12.05	42	5,791	372	326	53.30	46.70
8	4	2017	6	15	695	12.00	43	5,791	288	407	41.44	58.56
6	18	2017	1	12	694	11.98	44	5,791	407	287	58.65	41.35
9	2	2017	7	16	690	11.92	45	5,791	237	453	34.35	65.65
5	28	2017	1	15	687	11.86	46	5,791	337	350	49.05	50.95
8	6	2017	1	17	683	11.79	47	5,791	421	262	61.64	38.36
8	12	2017	7	12	683	11.79	48	5,791	263	420	38.51	61.49
8	27	2017	1	12	681	11.76	49	5,791	343	338	50.37	49.63
7	29	2017	7	15	678	11.71	50	5,791	237	441	34.96	65.04
8	13	2017	1	12	677	11.69	51	5,791	347	330	51.26	48.74
5	28	2017	1	12	676	11.67	52	5,791	207	469	30.62	69.38
8	6	2017	1	13	674	11.64	53	5,791	354	320	52.52	47.48
8	27	2017	1	14	673	11.62	54	5,791	378	295	56.17	43.83
8	6	2017	1	15	670	11.57	55	5,791	371	299	55.37	44.63
7	9	2017	1	12	669	11.55	56	5,791	347	322	51.87	48.13
7	13	2017	5	16	669	11.55	57	5,791	341	328	50.97	49.03
8	11	2017	6	16	669	11.55	58	5,791	291	378	43.50	56.50
8	12	2017	7	11	668	11.54	59	5,791	283	385	42.37	57.63
7	1	2017	7	14	667	11.52	60	5,791	151	516	22.64	77.36
7	28	2017	6	18	667	11.52	61	5,791	214	453	32.08	67.92
7	23	2017	1	12	666	11.50	62	5,791	286	380	42.94	57.06
7	23	2017	1	14	665	11.48	63	5,791	318	347	47.82	52.18
8	18	2017	6	16	664	11.47	64	5,791	343	321	51.66	48.34
9	16	2017	7	12	663	11.45	65	5,791	265	398	39.97	60.03
7	3	2017	2	16	659	11.38	66	5,791	367	292	55.69	44.31
8	18	2017	6	17	659	11.38	67	5,791	284	375	43.10	56.90



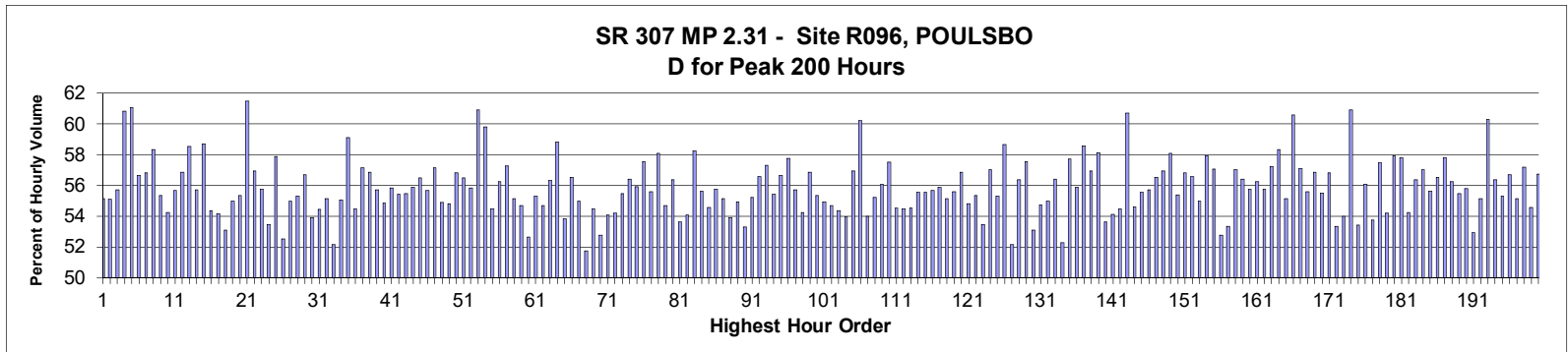
MO	DY	YR	DAY OF WK	HR	HR VOL	PERCENT OF AADT	HOUR NUMBER	AADT	EAST VOLUME	WEST VOLUME	PERCENT EAST IS OF TOTAL VOLUME	PERCENT WEST IS OF TOTAL VOLUME
7	16	2017	1	13	658	11.36	68	5,791	332	326	50.46	49.54
8	4	2017	6	17	658	11.36	69	5,791	255	403	38.75	61.25
8	10	2017	5	17	656	11.33	70	5,791	301	355	45.88	54.12
6	25	2017	1	12	655	11.31	71	5,791	317	338	48.40	51.60
5	28	2017	1	16	652	11.26	72	5,791	379	273	58.13	41.87
7	14	2017	6	17	651	11.24	73	5,791	278	373	42.70	57.30
8	10	2017	5	12	651	11.24	74	5,791	297	354	45.62	54.38
6	25	2017	1	15	650	11.22	75	5,791	395	255	60.77	39.23
9	17	2017	1	12	650	11.22	76	5,791	345	305	53.08	46.92
7	8	2017	7	13	648	11.19	77	5,791	256	392	39.51	60.49
8	25	2017	6	17	646	11.16	78	5,791	285	361	44.12	55.88
8	11	2017	6	15	645	11.14	79	5,791	304	341	47.13	52.87
8	26	2017	7	12	645	11.14	80	5,791	251	394	38.91	61.09
8	5	2017	7	15	644	11.12	81	5,791	266	378	41.30	58.70
8	17	2017	5	16	644	11.12	82	5,791	301	343	46.74	53.26
7	21	2017	6	18	643	11.10	83	5,791	313	330	48.68	51.32
7	2	2017	1	17	641	11.07	84	5,791	342	299	53.35	46.65
7	9	2017	1	13	641	11.07	85	5,791	359	282	56.01	43.99
7	16	2017	1	12	641	11.07	86	5,791	316	325	49.30	50.70
7	21	2017	6	15	641	11.07	87	5,791	213	428	33.23	66.77
8	6	2017	1	18	641	11.07	88	5,791	446	195	69.58	30.42
9	27	2017	4	13	641	11.07	89	5,791	219	422	34.17	65.83
8	11	2017	6	17	639	11.03	90	5,791	304	335	47.57	52.43
8	20	2017	1	12	639	11.03	91	5,791	295	344	46.17	53.83
7	21	2017	6	13	637	11.00	92	5,791	240	397	37.68	62.32
8	27	2017	1	13	635	10.97	93	5,791	320	315	50.39	49.61
9	1	2017	6	17	633	10.93	94	5,791	243	390	38.39	61.61
7	9	2017	1	17	632	10.91	95	5,791	368	264	58.23	41.77
8	11	2017	6	18	632	10.91	96	5,791	344	288	54.43	45.57
8	19	2017	7	15	632	10.91	97	5,791	300	332	47.47	52.53
8	5	2017	7	16	631	10.90	98	5,791	306	325	48.49	51.51
8	20	2017	1	17	631	10.90	99	5,791	385	246	61.01	38.99
9	3	2017	1	12	631	10.90	100	5,791	250	381	39.62	60.38
9	27	2017	4	12	631	10.90	101	5,791	214	417	33.91	66.09
7	30	2017	1	12	629	10.86	102	5,791	306	323	48.65	51.35
9	15	2017	6	17	629	10.86	103	5,791	256	373	40.70	59.30
6	25	2017	1	16	628	10.84	104	5,791	385	243	61.31	38.69
7	15	2017	7	13	628	10.84	105	5,791	254	374	40.45	59.55
7	30	2017	1	13	628	10.84	106	5,791	340	288	54.14	45.86
10	15	2017	1	16	628	10.84	107	5,791	375	253	59.71	40.29
7	8	2017	7	14	627	10.83	108	5,791	246	381	39.23	60.77
6	24	2017	7	12	626	10.81	109	5,791	250	376	39.94	60.06
7	22	2017	7	18	626	10.81	110	5,791	367	259	58.63	41.37
8	19	2017	7	12	624	10.78	111	5,791	250	374	40.06	59.94
5	27	2017	7	17	621	10.72	112	5,791	268	353	43.16	56.84
10	6	2017	6	17	621	10.72	113	5,791	288	333	46.38	53.62
7	30	2017	1	16	620	10.71	114	5,791	358	262	57.74	42.26
7	7	2017	6	17	619	10.69	115	5,791	279	340	45.07	54.93
8	20	2017	1	14	619	10.69	116	5,791	349	270	56.38	43.62
4	21	2017	6	17	618	10.67	117	5,791	296	322	47.90	52.10
8	3	2017	5	17	618	10.67	118	5,791	311	307	50.32	49.68

MO	DY	YR	DAY OF WK	HR	HR VOL	PERCENT OF AADT	HOUR NUMBER	AADT	EAST VOLUME	WEST VOLUME	PERCENT EAST IS OF TOTAL VOLUME	PERCENT WEST IS OF TOTAL VOLUME
7	13	2017	5	17	617	10.65	119	5,791	277	340	44.89	55.11
8	26	2017	7	15	617	10.65	120	5,791	320	297	51.86	48.14
8	26	2017	7	13	615	10.62	121	5,791	243	372	39.51	60.49
9	1	2017	6	16	615	10.62	122	5,791	231	384	37.56	62.44
9	10	2017	1	12	615	10.62	123	5,791	305	310	49.59	50.41
5	21	2017	1	12	614	10.60	124	5,791	321	293	52.28	47.72
9	2	2017	7	11	613	10.59	125	5,791	161	452	26.26	73.74
9	17	2017	1	13	613	10.59	126	5,791	370	243	60.36	39.64
11	24	2017	6	13	613	10.59	127	5,791	291	322	47.47	52.53
9	3	2017	1	14	612	10.57	128	5,791	298	314	48.69	51.31
9	29	2017	6	17	612	10.57	129	5,791	293	319	47.88	52.12
9	4	2017	2	12	611	10.55	130	5,791	316	295	51.72	48.28
8	5	2017	7	12	609	10.52	131	5,791	233	376	38.26	61.74
7	9	2017	1	14	608	10.50	132	5,791	300	308	49.34	50.66
7	16	2017	1	14	608	10.50	133	5,791	312	296	51.32	48.68
9	16	2017	7	16	608	10.50	134	5,791	316	292	51.97	48.03
6	30	2017	6	15	607	10.48	135	5,791	201	406	33.11	66.89
7	2	2017	1	12	606	10.46	136	5,791	230	376	37.95	62.05
7	29	2017	7	17	606	10.46	137	5,791	295	311	48.68	51.32
8	26	2017	7	16	606	10.46	138	5,791	314	292	51.82	48.18
5	13	2017	7	16	604	10.43	139	5,791	329	275	54.47	45.53
7	16	2017	1	15	603	10.41	140	5,791	328	275	54.39	45.61
7	30	2017	1	15	603	10.41	141	5,791	352	251	58.37	41.63
5	28	2017	1	17	602	10.40	142	5,791	386	216	64.12	35.88
7	15	2017	7	17	602	10.40	143	5,791	355	247	58.97	41.03
7	23	2017	1	13	602	10.40	144	5,791	304	298	50.50	49.50
8	6	2017	1	11	602	10.40	145	5,791	314	288	52.16	47.84
7	30	2017	1	11	601	10.38	146	5,791	348	253	57.90	42.10
8	12	2017	7	15	601	10.38	147	5,791	271	330	45.09	54.91
9	2	2017	7	17	601	10.38	148	5,791	275	326	45.76	54.24
9	3	2017	1	13	601	10.38	149	5,791	280	321	46.59	53.41
10	27	2017	6	17	601	10.38	150	5,791	303	298	50.42	49.58
8	19	2017	7	13	600	10.36	151	5,791	251	349	41.83	58.17
4	1	2017	7	14	599	10.34	152	5,791	295	304	49.25	50.75
6	25	2017	1	13	599	10.34	153	5,791	334	265	55.76	44.24
7	3	2017	2	18	599	10.34	154	5,791	382	217	63.77	36.23
8	4	2017	6	18	599	10.34	155	5,791	273	326	45.58	54.42
8	27	2017	1	15	598	10.33	156	5,791	354	244	59.20	40.80
7	28	2017	6	13	596	10.29	157	5,791	202	394	33.89	66.11
9	14	2017	5	17	595	10.27	158	5,791	303	292	50.92	49.08
5	7	2017	1	12	594	10.26	159	5,791	322	272	54.21	45.79
6	24	2017	7	15	594	10.26	160	5,791	291	303	48.99	51.01
6	17	2017	7	12	593	10.24	161	5,791	253	340	42.66	57.34
6	18	2017	1	14	593	10.24	162	5,791	293	300	49.41	50.59
7	8	2017	7	17	593	10.24	163	5,791	305	288	51.43	48.57
6	18	2017	1	13	592	10.22	164	5,791	306	286	51.69	48.31
6	24	2017	7	17	592	10.22	165	5,791	335	257	56.59	43.41
7	23	2017	1	17	592	10.22	166	5,791	324	268	54.73	45.27
5	27	2017	7	11	591	10.21	167	5,791	167	424	28.26	71.74
6	2	2017	6	18	591	10.21	168	5,791	249	342	42.13	57.87
5	13	2017	7	15	590	10.19	169	5,791	317	273	53.73	46.27

MO	DY	YR	DAY OF WK	HR	HR VOL	PERCENT OF AADT	HOUR NUMBER	AADT	EAST VOLUME	WEST VOLUME	PERCENT EAST IS OF TOTAL VOLUME	PERCENT WEST IS OF TOTAL VOLUME
7	6	2017	5	17	589	10.17	170	5,791	293	296	49.75	50.25
9	28	2017	5	15	589	10.17	171	5,791	296	293	50.25	49.75
4	28	2017	6	17	587	10.14	172	5,791	264	323	44.97	55.03
5	14	2017	1	16	587	10.14	173	5,791	338	249	57.58	42.42
7	19	2017	4	16	587	10.14	174	5,791	293	294	49.91	50.09
8	19	2017	7	17	587	10.14	175	5,791	324	263	55.20	44.80
12	30	2017	7	12	586	10.12	176	5,791	233	353	39.76	60.24
5	26	2017	6	17	585	10.10	177	5,791	213	372	36.41	63.59
7	30	2017	1	14	585	10.10	178	5,791	275	310	47.01	52.99
8	12	2017	7	17	585	10.10	179	5,791	355	230	60.68	39.32
8	20	2017	1	13	585	10.10	180	5,791	308	277	52.65	47.35
8	10	2017	5	18	584	10.08	181	5,791	260	324	44.52	55.48
8	13	2017	1	13	584	10.08	182	5,791	337	247	57.71	42.29
8	25	2017	6	15	584	10.08	183	5,791	285	299	48.80	51.20
7	2	2017	1	16	583	10.07	184	5,791	317	266	54.37	45.63
8	5	2017	7	13	583	10.07	185	5,791	233	350	39.97	60.03
8	26	2017	7	14	583	10.07	186	5,791	272	311	46.66	53.34
9	3	2017	1	15	583	10.07	187	5,791	315	268	54.03	45.97
2	17	2017	6	17	582	10.05	188	5,791	306	276	52.58	47.42
7	2	2017	1	15	582	10.05	189	5,791	310	272	53.26	46.74
8	15	2017	3	14	582	10.05	190	5,791	277	305	47.59	52.41
5	21	2017	1	13	581	10.03	191	5,791	312	269	53.70	46.30
11	10	2017	6	16	581	10.03	192	5,791	273	308	46.99	53.01
7	16	2017	1	17	580	10.02	193	5,791	352	228	60.69	39.31
8	12	2017	7	16	580	10.02	194	5,791	275	305	47.41	52.59
9	30	2017	7	15	580	10.02	195	5,791	304	276	52.41	47.59
10	27	2017	6	16	580	10.02	196	5,791	262	318	45.17	54.83
5	21	2017	1	17	579	10.00	197	5,791	373	206	64.42	35.58
6	11	2017	1	13	579	10.00	198	5,791	310	269	53.54	46.46
6	11	2017	1	16	579	10.00	199	5,791	342	237	59.07	40.93
7	3	2017	2	14	579	10.00	200	5,791	304	275	52.50	47.50



**AADT=** 18,121     
**K 30 FACTOR=** 9.83     
**K 100 FACTOR=** 9.52     
**K 200 FACTOR=** 9.24     
**D 30 FACTOR=** 53.90



MO	DY	YR	DAY OF WK	HR	HR VOL	PERCENT OF AADT	HOUR NUMBER	AADT	NORTH VOLUME	SOUTH VOLUME	PERCENT NORTH IS OF TOTAL VOLUME	PERCENT SOUTH IS OF TOTAL VOLUME
5	10	2017	4	17	1,889	10.42	1	18,121	1,042	847	55.16	44.84
5	4	2017	5	17	1,858	10.25	2	18,121	1,024	834	55.11	44.89
5	9	2017	3	17	1,858	10.25	3	18,121	1,035	823	55.71	44.29
6	30	2017	6	16	1,858	10.25	4	18,121	1,130	728	60.82	39.18
7	21	2017	6	16	1,858	10.25	5	18,121	1,135	723	61.09	38.91
6	6	2017	3	17	1,846	10.19	6	18,121	1,046	800	56.66	43.34
4	26	2017	4	17	1,844	10.18	7	18,121	1,048	796	56.83	43.17
7	28	2017	6	16	1,831	10.10	8	18,121	1,068	763	58.33	41.67
9	27	2017	4	17	1,828	10.09	9	18,121	1,012	816	55.36	44.64
7	12	2017	4	17	1,821	10.05	10	18,121	988	833	54.26	45.74
6	7	2017	4	17	1,816	10.02	11	18,121	1,011	805	55.67	44.33
11	27	2017	2	17	1,816	10.02	12	18,121	1,033	783	56.88	43.12
6	30	2017	6	17	1,814	10.01	13	18,121	1,062	752	58.54	41.46
7	13	2017	5	17	1,814	10.01	14	18,121	1,011	803	55.73	44.27
1	27	2017	6	17	1,813	10.00	15	18,121	1,064	749	58.69	41.31
5	18	2017	5	17	1,813	10.00	16	18,121	986	827	54.38	45.62

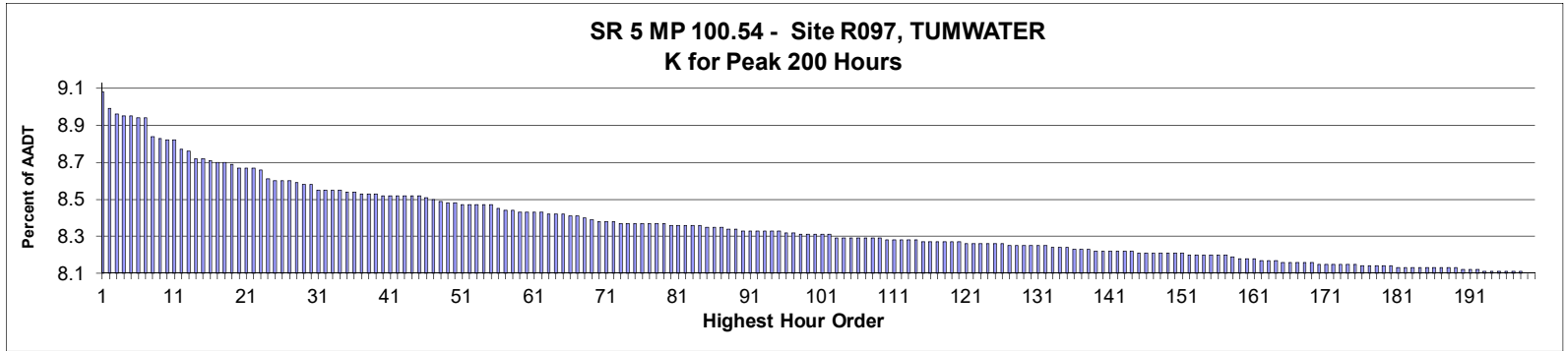
MO	DY	YR	DAY OF WK	HR	HR VOL	PERCENT OF AADT	HOUR NUMBER	AADT	NORTH VOLUME	SOUTH VOLUME	PERCENT NORTH IS OF TOTAL VOLUME	PERCENT SOUTH IS OF TOTAL VOLUME
2	14	2017	3	17	1,812	10.00	17	18,121	981	831	54.14	45.86
9	28	2017	5	17	1,808	9.98	18	18,121	960	848	53.10	46.90
7	25	2017	3	17	1,806	9.97	19	18,121	993	813	54.98	45.02
6	9	2017	6	17	1,803	9.95	20	18,121	998	805	55.35	44.65
7	21	2017	6	17	1,796	9.91	21	18,121	1,104	692	61.47	38.53
7	26	2017	4	17	1,795	9.91	22	18,121	1,022	773	56.94	43.06
10	5	2017	5	17	1,790	9.88	23	18,121	998	792	55.75	44.25
5	23	2017	3	17	1,786	9.86	24	18,121	955	831	53.47	46.53
6	28	2017	4	17	1,786	9.86	25	18,121	1,034	752	57.89	42.11
10	3	2017	3	17	1,786	9.86	26	18,121	938	848	52.52	47.48
8	25	2017	6	17	1,785	9.85	27	18,121	981	804	54.96	45.04
12	14	2017	5	17	1,783	9.84	28	18,121	986	797	55.30	44.70
8	31	2017	5	17	1,782	9.83	29	18,121	1,010	772	56.68	43.32
4	28	2017	6	17	1,781	9.83	30	18,121	960	821	53.90	46.10
5	19	2017	6	17	1,781	9.83	31	18,121	970	811	54.46	45.54
6	14	2017	4	17	1,781	9.83	32	18,121	982	799	55.14	44.86
12	7	2017	5	17	1,781	9.83	33	18,121	929	852	52.16	47.84
7	11	2017	3	17	1,778	9.81	34	18,121	979	799	55.06	44.94
5	25	2017	5	17	1,775	9.80	35	18,121	1,049	726	59.10	40.90
9	15	2017	6	17	1,775	9.80	36	18,121	967	808	54.48	45.52
6	30	2017	6	15	1,774	9.79	37	18,121	1,014	760	57.16	42.84
12	20	2017	4	17	1,774	9.79	38	18,121	1,009	765	56.88	43.12
8	3	2017	5	17	1,773	9.78	39	18,121	988	785	55.72	44.28
9	13	2017	4	17	1,772	9.78	40	18,121	972	800	54.85	45.15
8	16	2017	4	17	1,770	9.77	41	18,121	988	782	55.82	44.18
5	17	2017	4	17	1,768	9.76	42	18,121	980	788	55.43	44.57
2	9	2017	5	17	1,767	9.75	43	18,121	980	787	55.46	44.54
5	24	2017	4	17	1,766	9.75	44	18,121	987	779	55.89	44.11
11	1	2017	4	17	1,765	9.74	45	18,121	997	768	56.49	43.51
11	17	2017	6	17	1,765	9.74	46	18,121	983	782	55.69	44.31
3	1	2017	4	17	1,764	9.73	47	18,121	1,008	756	57.14	42.86
7	31	2017	2	17	1,761	9.72	48	18,121	967	794	54.91	45.09
3	16	2017	5	17	1,760	9.71	49	18,121	965	795	54.83	45.17
4	20	2017	5	17	1,760	9.71	50	18,121	1,000	760	56.82	43.18
5	11	2017	5	17	1,760	9.71	51	18,121	994	766	56.48	43.52
6	1	2017	5	17	1,759	9.71	52	18,121	982	777	55.83	44.17
7	28	2017	6	17	1,755	9.68	53	18,121	1,069	686	60.91	39.09
6	2	2017	6	17	1,754	9.68	54	18,121	1,049	705	59.81	40.19
5	31	2017	4	17	1,753	9.67	55	18,121	955	798	54.48	45.52
7	10	2017	2	17	1,753	9.67	56	18,121	986	767	56.25	43.75
8	14	2017	2	17	1,753	9.67	57	18,121	1,004	749	57.27	42.73
12	15	2017	6	16	1,753	9.67	58	18,121	967	786	55.16	44.84
4	13	2017	5	17	1,752	9.67	59	18,121	958	794	54.68	45.32
10	19	2017	5	17	1,752	9.67	60	18,121	922	830	52.63	47.37
10	20	2017	6	17	1,752	9.67	61	18,121	969	783	55.31	44.69
9	20	2017	4	17	1,751	9.66	62	18,121	958	793	54.71	45.29
9	27	2017	4	16	1,751	9.66	63	18,121	986	765	56.31	43.69
10	25	2017	4	17	1,751	9.66	64	18,121	1,030	721	58.82	41.18
12	5	2017	3	17	1,751	9.66	65	18,121	943	808	53.85	46.15
8	28	2017	2	17	1,748	9.65	66	18,121	988	760	56.52	43.48
11	2	2017	5	17	1,748	9.65	67	18,121	961	787	54.98	45.02

MO	DY	YR	DAY OF WK	HR	HR VOL	PERCENT OF AADT	HOUR NUMBER	AADT	NORTH VOLUME	SOUTH VOLUME	PERCENT NORTH IS OF TOTAL VOLUME	PERCENT SOUTH IS OF TOTAL VOLUME
4	25	2017	3	17	1,747	9.64	68	18,121	904	843	51.75	48.25
12	11	2017	2	17	1,747	9.64	69	18,121	952	795	54.49	45.51
6	5	2017	2	17	1,746	9.64	70	18,121	921	825	52.75	47.25
6	16	2017	6	17	1,746	9.64	71	18,121	944	802	54.07	45.93
5	5	2017	6	17	1,745	9.63	72	18,121	946	799	54.21	45.79
6	12	2017	2	17	1,745	9.63	73	18,121	968	777	55.47	44.53
9	7	2017	5	17	1,745	9.63	74	18,121	984	761	56.39	43.61
11	6	2017	2	17	1,744	9.62	75	18,121	975	769	55.91	44.09
6	8	2017	5	17	1,743	9.62	76	18,121	1,003	740	57.54	42.46
8	1	2017	3	17	1,741	9.61	77	18,121	968	773	55.60	44.40
2	1	2017	4	17	1,739	9.60	78	18,121	1,010	729	58.08	41.92
9	25	2017	2	17	1,739	9.60	79	18,121	951	788	54.69	45.31
10	4	2017	4	17	1,739	9.60	80	18,121	980	759	56.35	43.65
2	13	2017	2	17	1,738	9.59	81	18,121	932	806	53.62	46.38
12	8	2017	6	17	1,738	9.59	82	18,121	940	798	54.09	45.91
6	22	2017	5	17	1,736	9.58	83	18,121	1,011	725	58.24	41.76
2	2	2017	5	17	1,734	9.57	84	18,121	965	769	55.65	44.35
5	2	2017	3	17	1,734	9.57	85	18,121	946	788	54.56	45.44
5	3	2017	4	17	1,733	9.56	86	18,121	966	767	55.74	44.26
7	18	2017	3	17	1,733	9.56	87	18,121	956	777	55.16	44.84
5	1	2017	2	17	1,732	9.56	88	18,121	934	798	53.93	46.07
5	8	2017	2	17	1,731	9.55	89	18,121	951	780	54.94	45.06
7	3	2017	2	16	1,731	9.55	90	18,121	923	808	53.32	46.68
12	12	2017	3	17	1,731	9.55	91	18,121	956	775	55.23	44.77
8	8	2017	3	17	1,730	9.55	92	18,121	979	751	56.59	43.41
8	30	2017	4	17	1,729	9.54	93	18,121	991	738	57.32	42.68
10	23	2017	2	17	1,728	9.54	94	18,121	958	770	55.44	44.56
11	29	2017	4	17	1,728	9.54	95	18,121	979	749	56.66	43.34
12	13	2017	4	17	1,728	9.54	96	18,121	998	730	57.75	42.25
3	6	2017	2	17	1,727	9.53	97	18,121	962	765	55.70	44.30
4	17	2017	2	17	1,727	9.53	98	18,121	937	790	54.26	45.74
4	11	2017	3	17	1,725	9.52	99	18,121	981	744	56.87	43.13
4	14	2017	6	17	1,725	9.52	100	18,121	955	770	55.36	44.64
9	5	2017	3	17	1,724	9.51	101	18,121	947	777	54.93	45.07
11	3	2017	6	17	1,724	9.51	102	18,121	943	781	54.70	45.30
8	2	2017	4	17	1,723	9.51	103	18,121	937	786	54.38	45.62
7	24	2017	2	17	1,722	9.50	104	18,121	929	793	53.95	46.05
7	27	2017	5	17	1,721	9.50	105	18,121	980	741	56.94	43.06
8	4	2017	6	16	1,721	9.50	106	18,121	1,036	685	60.20	39.80
6	2	2017	6	18	1,720	9.49	107	18,121	929	791	54.01	45.99
8	23	2017	4	17	1,720	9.49	108	18,121	950	770	55.23	44.77
4	18	2017	3	17	1,719	9.49	109	18,121	964	755	56.08	43.92
1	6	2017	6	17	1,718	9.48	110	18,121	988	730	57.51	42.49
5	16	2017	3	17	1,718	9.48	111	18,121	937	781	54.54	45.46
10	2	2017	2	17	1,718	9.48	112	18,121	936	782	54.48	45.52
11	16	2017	5	17	1,718	9.48	113	18,121	937	781	54.54	45.46
9	12	2017	3	17	1,717	9.48	114	18,121	954	763	55.56	44.44
10	17	2017	3	17	1,717	9.48	115	18,121	954	763	55.56	44.44
11	30	2017	5	17	1,717	9.48	116	18,121	956	761	55.68	44.32
7	6	2017	5	17	1,715	9.46	117	18,121	958	757	55.86	44.14
9	22	2017	6	17	1,715	9.46	118	18,121	946	769	55.16	44.84

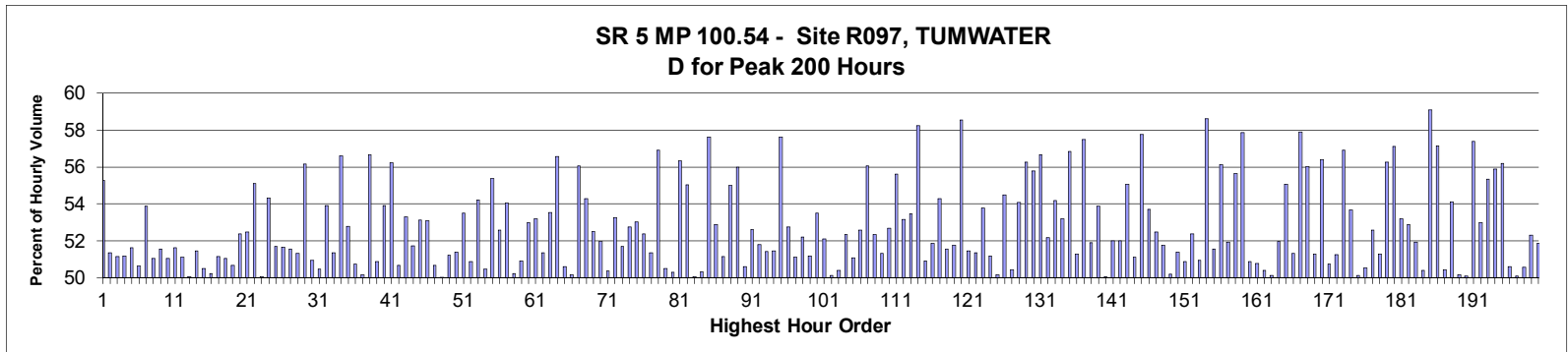
MO	DY	YR	DAY OF WK	HR	HR VOL	PERCENT OF AADT	HOUR NUMBER	AADT	NORTH VOLUME	SOUTH VOLUME	PERCENT NORTH IS OF TOTAL VOLUME	PERCENT SOUTH IS OF TOTAL VOLUME
9	18	2017	2	17	1,714	9.46	119	18,121	953	761	55.60	44.40
3	31	2017	6	16	1,713	9.45	120	18,121	974	739	56.86	43.14
5	25	2017	5	16	1,713	9.45	121	18,121	939	774	54.82	45.18
12	15	2017	6	17	1,713	9.45	122	18,121	948	765	55.34	44.66
7	3	2017	2	17	1,712	9.45	123	18,121	915	797	53.45	46.55
7	20	2017	5	17	1,712	9.45	124	18,121	976	736	57.01	42.99
9	21	2017	5	17	1,711	9.44	125	18,121	946	765	55.29	44.71
9	28	2017	5	16	1,710	9.44	126	18,121	1,003	707	58.65	41.35
11	20	2017	2	17	1,710	9.44	127	18,121	892	818	52.16	47.84
3	14	2017	3	17	1,708	9.43	128	18,121	963	745	56.38	43.62
4	12	2017	4	17	1,708	9.43	129	18,121	983	725	57.55	42.45
8	17	2017	5	17	1,708	9.43	130	18,121	907	801	53.10	46.90
8	22	2017	3	17	1,708	9.43	131	18,121	935	773	54.74	45.26
8	24	2017	5	17	1,708	9.43	132	18,121	939	769	54.98	45.02
5	12	2017	6	17	1,707	9.42	133	18,121	963	744	56.41	43.59
7	5	2017	4	17	1,707	9.42	134	18,121	892	815	52.26	47.74
11	8	2017	4	17	1,705	9.41	135	18,121	984	721	57.71	42.29
4	10	2017	2	17	1,702	9.39	136	18,121	951	751	55.88	44.12
8	4	2017	6	15	1,702	9.39	137	18,121	997	705	58.58	41.42
1	20	2017	6	17	1,700	9.38	138	18,121	968	732	56.94	43.06
3	8	2017	4	17	1,700	9.38	139	18,121	988	712	58.12	41.88
12	4	2017	2	17	1,699	9.38	140	18,121	911	788	53.62	46.38
5	25	2017	5	18	1,698	9.37	141	18,121	919	779	54.12	45.88
5	30	2017	3	17	1,698	9.37	142	18,121	925	773	54.48	45.52
7	28	2017	6	15	1,698	9.37	143	18,121	1,031	667	60.72	39.28
10	16	2017	2	17	1,698	9.37	144	18,121	927	771	54.59	45.41
10	27	2017	6	17	1,698	9.37	145	18,121	943	755	55.54	44.46
6	9	2017	6	16	1,696	9.36	146	18,121	945	751	55.72	44.28
9	14	2017	5	17	1,696	9.36	147	18,121	959	737	56.54	43.46
8	10	2017	5	17	1,695	9.35	148	18,121	965	730	56.93	43.07
1	5	2017	5	17	1,694	9.35	149	18,121	984	710	58.09	41.91
8	17	2017	5	16	1,694	9.35	150	18,121	938	756	55.37	44.63
8	4	2017	6	17	1,693	9.34	151	18,121	962	731	56.82	43.18
8	9	2017	4	17	1,693	9.34	152	18,121	958	735	56.59	43.41
11	7	2017	3	17	1,693	9.34	153	18,121	931	762	54.99	45.01
9	1	2017	6	16	1,692	9.34	154	18,121	980	712	57.92	42.08
2	23	2017	5	17	1,691	9.33	155	18,121	965	726	57.07	42.93
8	29	2017	3	17	1,691	9.33	156	18,121	892	799	52.75	47.25
9	26	2017	3	17	1,691	9.33	157	18,121	902	789	53.34	46.66
10	4	2017	4	16	1,691	9.33	158	18,121	964	727	57.01	42.99
10	10	2017	3	17	1,691	9.33	159	18,121	954	737	56.42	43.58
8	18	2017	6	16	1,690	9.33	160	18,121	942	748	55.74	44.26
2	24	2017	6	17	1,689	9.32	161	18,121	950	739	56.25	43.75
6	7	2017	4	16	1,689	9.32	162	18,121	942	747	55.77	44.23
9	1	2017	6	17	1,688	9.32	163	18,121	966	722	57.23	42.77
10	26	2017	5	17	1,688	9.32	164	18,121	985	703	58.35	41.65
11	9	2017	5	17	1,688	9.32	165	18,121	931	757	55.15	44.85
5	27	2017	7	13	1,687	9.31	166	18,121	1,022	665	60.58	39.42
1	11	2017	4	17	1,686	9.30	167	18,121	963	723	57.12	42.88
1	13	2017	6	17	1,686	9.30	168	18,121	937	749	55.58	44.42
2	27	2017	2	17	1,686	9.30	169	18,121	959	727	56.88	43.12

MO	DY	YR	DAY OF WK	HR	HR VOL	PERCENT OF AADT	HOUR NUMBER	AADT	NORTH VOLUME	SOUTH VOLUME	PERCENT NORTH IS OF TOTAL VOLUME	PERCENT SOUTH IS OF TOTAL VOLUME
7	17	2017	2	17	1,686	9.30	170	18,121	936	750	55.52	44.48
10	27	2017	6	16	1,686	9.30	171	18,121	958	728	56.82	43.18
3	3	2017	6	17	1,684	9.29	172	18,121	898	786	53.33	46.67
6	13	2017	3	17	1,684	9.29	173	18,121	909	775	53.98	46.02
2	9	2017	5	16	1,683	9.29	174	18,121	1,025	658	60.90	39.10
4	21	2017	6	17	1,683	9.29	175	18,121	899	784	53.42	46.58
5	5	2017	6	16	1,683	9.29	176	18,121	944	739	56.09	43.91
5	26	2017	6	17	1,683	9.29	177	18,121	905	778	53.77	46.23
3	13	2017	2	17	1,681	9.28	178	18,121	966	715	57.47	42.53
9	11	2017	2	17	1,681	9.28	179	18,121	911	770	54.19	45.81
1	26	2017	5	17	1,680	9.27	180	18,121	973	707	57.92	42.08
3	24	2017	6	17	1,680	9.27	181	18,121	971	709	57.80	42.20
9	29	2017	6	17	1,680	9.27	182	18,121	911	769	54.23	45.77
10	6	2017	6	16	1,680	9.27	183	18,121	947	733	56.37	43.63
12	21	2017	5	17	1,680	9.27	184	18,121	958	722	57.02	42.98
6	15	2017	5	17	1,679	9.27	185	18,121	934	745	55.63	44.37
10	11	2017	4	17	1,679	9.27	186	18,121	949	730	56.52	43.48
2	9	2017	5	18	1,678	9.26	187	18,121	970	708	57.81	42.19
12	6	2017	4	17	1,678	9.26	188	18,121	944	734	56.26	43.74
2	28	2017	3	17	1,677	9.25	189	18,121	930	747	55.46	44.54
5	15	2017	2	17	1,677	9.25	190	18,121	936	741	55.81	44.19
5	22	2017	2	17	1,677	9.25	191	18,121	888	789	52.95	47.05
6	21	2017	4	17	1,677	9.25	192	18,121	925	752	55.16	44.84
9	2	2017	7	13	1,677	9.25	193	18,121	1,011	666	60.29	39.71
2	16	2017	5	17	1,676	9.25	194	18,121	945	731	56.38	43.62
3	2	2017	5	17	1,676	9.25	195	18,121	927	749	55.31	44.69
3	23	2017	5	17	1,676	9.25	196	18,121	950	726	56.68	43.32
10	6	2017	6	17	1,676	9.25	197	18,121	924	752	55.13	44.87
6	23	2017	6	16	1,675	9.24	198	18,121	958	717	57.19	42.81
8	15	2017	3	17	1,675	9.24	199	18,121	914	761	54.57	45.43
10	12	2017	5	17	1,675	9.24	200	18,121	950	725	56.72	43.28





**AADT= 77,745      K 30 FACTOR= 8.55      K 100 FACTOR= 8.28      K 200 FACTOR= 8.07      D 30 FACTOR= 50.94**



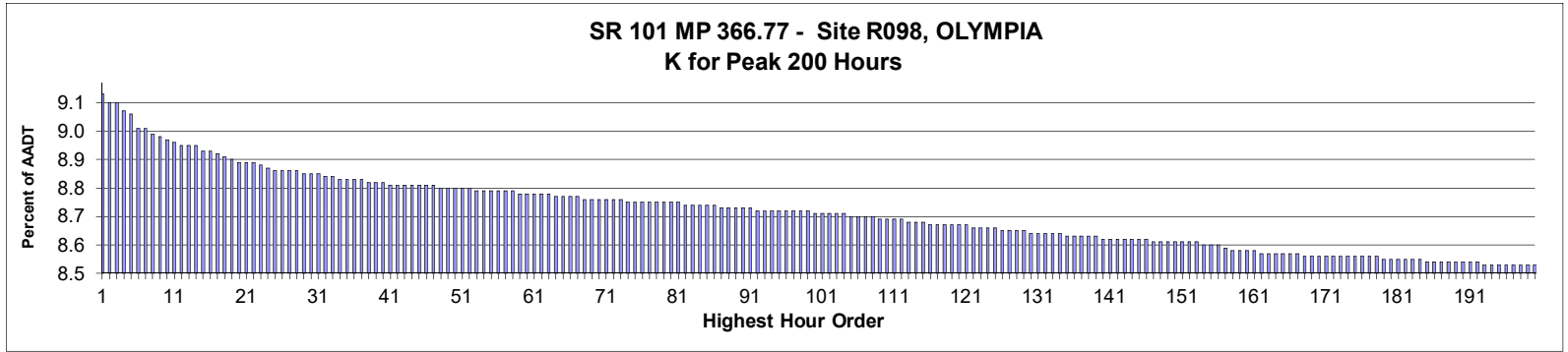
MO	DY	YR	DAY OF WK	HR	HR VOL	PERCENT OF AADT	HOUR NUMBER	AADT	NORTH VOLUME	SOUTH VOLUME	PERCENT NORTH IS OF TOTAL VOLUME	PERCENT SOUTH IS OF TOTAL VOLUME
8	27	2017	1	15	7,039	9.05	1	77,745	3,891	3,148	55.28	44.72
12	23	2017	7	12	6,968	8.96	2	77,745	3,578	3,390	51.35	48.65
11	25	2017	7	13	6,944	8.93	3	77,745	3,552	3,392	51.15	48.85
12	23	2017	7	14	6,937	8.92	4	77,745	3,550	3,387	51.17	48.83
12	23	2017	7	13	6,936	8.92	5	77,745	3,582	3,354	51.64	48.36
12	26	2017	3	15	6,928	8.91	6	77,745	3,420	3,508	49.36	50.64
6	16	2017	6	17	6,924	8.91	7	77,745	3,193	3,731	46.11	53.89
12	26	2017	3	17	6,851	8.81	8	77,745	3,354	3,497	48.96	51.04
7	16	2017	1	16	6,839	8.80	9	77,745	3,525	3,314	51.54	48.46
11	25	2017	7	12	6,833	8.79	10	77,745	3,488	3,345	51.05	48.95
12	26	2017	3	16	6,832	8.79	11	77,745	3,304	3,528	48.36	51.64
11	24	2017	6	14	6,794	8.74	12	77,745	3,322	3,472	48.90	51.10
8	12	2017	7	12	6,788	8.73	13	77,745	3,399	3,389	50.07	49.93
12	26	2017	3	13	6,757	8.69	14	77,745	3,478	3,279	51.47	48.53
8	25	2017	6	14	6,756	8.69	15	77,745	3,412	3,344	50.50	49.50
8	13	2017	1	16	6,752	8.68	16	77,745	3,392	3,360	50.24	49.76

MO	DY	YR	DAY OF WK	HR	HR VOL	PERCENT OF AADT	HOUR NUMBER	AADT	NORTH VOLUME	SOUTH VOLUME	PERCENT NORTH IS OF TOTAL VOLUME	PERCENT SOUTH IS OF TOTAL VOLUME
11	22	2017	4	16	6,739	8.67	17	77,745	3,293	3,446	48.86	51.14
7	16	2017	1	13	6,737	8.67	18	77,745	3,440	3,297	51.06	48.94
8	25	2017	6	15	6,731	8.66	19	77,745	3,320	3,411	49.32	50.68
11	25	2017	7	14	6,721	8.64	20	77,745	3,519	3,202	52.36	47.64
11	22	2017	4	15	6,715	8.64	21	77,745	3,191	3,524	47.52	52.48
7	14	2017	6	16	6,714	8.64	22	77,745	3,014	3,700	44.89	55.11
7	16	2017	1	15	6,711	8.63	23	77,745	3,359	3,352	50.05	49.95
11	22	2017	4	17	6,668	8.58	24	77,745	3,046	3,622	45.68	54.32
7	1	2017	7	13	6,661	8.57	25	77,745	3,444	3,217	51.70	48.30
7	15	2017	7	14	6,661	8.57	26	77,745	3,220	3,441	48.34	51.66
12	26	2017	3	12	6,661	8.57	27	77,745	3,227	3,434	48.45	51.55
6	16	2017	6	15	6,654	8.56	28	77,745	3,240	3,414	48.69	51.31
8	11	2017	6	17	6,650	8.55	29	77,745	2,916	3,734	43.85	56.15
8	13	2017	1	15	6,647	8.55	30	77,745	3,386	3,261	50.94	49.06
6	16	2017	6	14	6,625	8.52	31	77,745	3,282	3,343	49.54	50.46
6	18	2017	1	13	6,625	8.52	32	77,745	3,571	3,054	53.90	46.10
8	12	2017	7	13	6,625	8.52	33	77,745	3,401	3,224	51.34	48.66
6	16	2017	6	18	6,620	8.52	34	77,745	2,874	3,746	43.41	56.59
6	23	2017	6	15	6,618	8.51	35	77,745	3,126	3,492	47.23	52.77
8	11	2017	6	15	6,615	8.51	36	77,745	3,258	3,357	49.25	50.75
7	15	2017	7	12	6,612	8.50	37	77,745	3,316	3,296	50.15	49.85
8	25	2017	6	17	6,608	8.50	38	77,745	2,864	3,744	43.34	56.66
12	26	2017	3	14	6,605	8.50	39	77,745	3,360	3,245	50.87	49.13
7	15	2017	7	15	6,602	8.49	40	77,745	3,043	3,559	46.09	53.91
8	20	2017	1	15	6,602	8.49	41	77,745	2,890	3,712	43.77	56.23
7	30	2017	1	13	6,601	8.49	42	77,745	3,257	3,344	49.34	50.66
8	18	2017	6	16	6,599	8.49	43	77,745	3,083	3,516	46.72	53.28
5	19	2017	6	15	6,598	8.49	44	77,745	3,186	3,412	48.29	51.71
7	28	2017	6	16	6,598	8.49	45	77,745	3,094	3,504	46.89	53.11
8	18	2017	6	15	6,590	8.48	46	77,745	3,092	3,498	46.92	53.08
11	26	2017	1	14	6,588	8.47	47	77,745	3,338	3,250	50.67	49.33
11	24	2017	6	13	6,581	8.46	48	77,745	3,289	3,292	49.98	50.02
7	21	2017	6	15	6,568	8.45	49	77,745	3,203	3,365	48.77	51.23
8	11	2017	6	14	6,567	8.45	50	77,745	3,374	3,193	51.38	48.62
6	23	2017	6	16	6,563	8.44	51	77,745	3,051	3,512	46.49	53.51
8	13	2017	1	14	6,563	8.44	52	77,745	3,225	3,338	49.14	50.86
7	21	2017	6	16	6,561	8.44	53	77,745	3,003	3,558	45.77	54.23
11	24	2017	6	15	6,561	8.44	54	77,745	3,250	3,311	49.54	50.46
8	20	2017	1	13	6,560	8.44	55	77,745	2,927	3,633	44.62	55.38
11	24	2017	6	12	6,544	8.42	56	77,745	3,103	3,441	47.42	52.58
8	27	2017	1	16	6,539	8.41	57	77,745	3,534	3,005	54.04	45.96
12	23	2017	7	15	6,536	8.41	58	77,745	3,284	3,252	50.24	49.76
7	1	2017	7	12	6,534	8.40	59	77,745	3,327	3,207	50.92	49.08
7	14	2017	6	15	6,532	8.40	60	77,745	3,070	3,462	47.00	53.00
7	15	2017	7	13	6,532	8.40	61	77,745	3,056	3,476	46.79	53.21
7	16	2017	1	14	6,532	8.40	62	77,745	3,354	3,178	51.35	48.65
4	1	2017	7	12	6,526	8.39	63	77,745	3,032	3,494	46.46	53.54
11	23	2017	5	11	6,526	8.39	64	77,745	2,834	3,692	43.43	56.57
7	1	2017	7	14	6,524	8.39	65	77,745	3,301	3,223	50.60	49.40
6	17	2017	7	14	6,513	8.38	66	77,745	3,247	3,266	49.85	50.15
6	9	2017	6	17	6,512	8.38	67	77,745	2,862	3,650	43.95	56.05

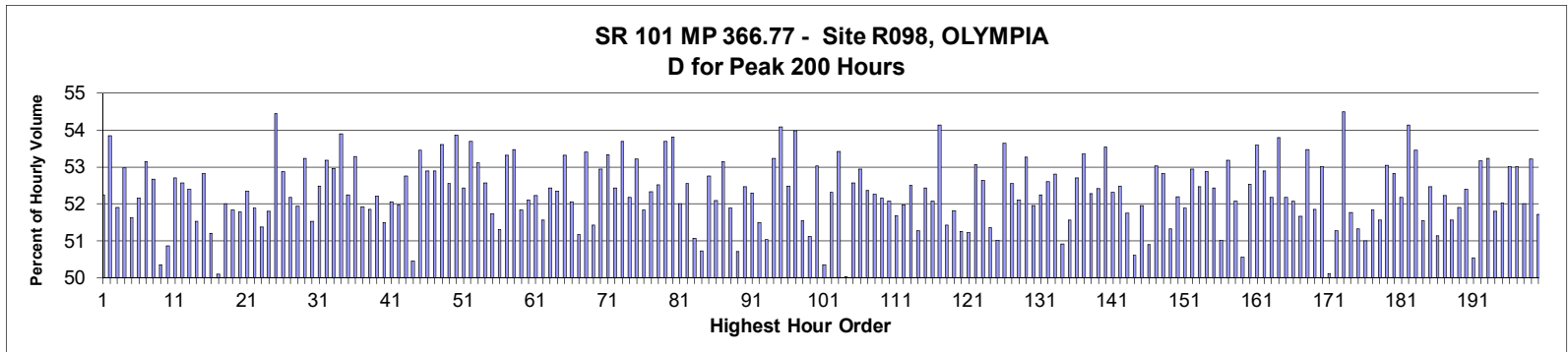
MO	DY	YR	DAY OF WK	HR	HR VOL	PERCENT OF AADT	HOUR NUMBER	AADT	NORTH VOLUME	SOUTH VOLUME	PERCENT NORTH IS OF TOTAL VOLUME	PERCENT SOUTH IS OF TOTAL VOLUME
6	16	2017	6	16	6,508	8.37	68	77,745	2,974	3,534	45.70	54.30
11	22	2017	4	13	6,496	8.36	69	77,745	3,411	3,085	52.51	47.49
6	17	2017	7	12	6,493	8.35	70	77,745	3,374	3,119	51.96	48.04
7	21	2017	6	14	6,491	8.35	71	77,745	3,268	3,223	50.35	49.65
8	25	2017	6	16	6,489	8.35	72	77,745	3,032	3,457	46.73	53.27
7	7	2017	6	15	6,487	8.34	73	77,745	3,133	3,354	48.30	51.70
9	2	2017	7	13	6,487	8.34	74	77,745	3,421	3,066	52.74	47.26
6	17	2017	7	11	6,486	8.34	75	77,745	3,047	3,439	46.98	53.02
11	25	2017	7	15	6,484	8.34	76	77,745	3,396	3,088	52.38	47.62
5	13	2017	7	12	6,482	8.34	77	77,745	3,328	3,154	51.34	48.66
5	26	2017	6	17	6,482	8.34	78	77,745	2,793	3,689	43.09	56.91
8	26	2017	7	12	6,481	8.34	79	77,745	3,208	3,273	49.50	50.50
11	22	2017	4	14	6,480	8.33	80	77,745	3,258	3,222	50.28	49.72
7	28	2017	6	17	6,479	8.33	81	77,745	2,830	3,649	43.68	56.32
5	19	2017	6	17	6,477	8.33	82	77,745	2,912	3,565	44.96	55.04
8	13	2017	1	12	6,475	8.33	83	77,745	3,240	3,235	50.04	49.96
4	2	2017	1	16	6,474	8.33	84	77,745	3,258	3,216	50.32	49.68
8	11	2017	6	18	6,472	8.32	85	77,745	2,743	3,729	42.38	57.62
8	11	2017	6	13	6,470	8.32	86	77,745	3,422	3,048	52.89	47.11
7	29	2017	7	11	6,466	8.32	87	77,745	3,306	3,160	51.13	48.87
5	26	2017	6	16	6,464	8.31	88	77,745	2,909	3,555	45.00	55.00
8	20	2017	1	14	6,458	8.31	89	77,745	2,842	3,616	44.01	55.99
9	4	2017	2	13	6,456	8.30	90	77,745	3,266	3,190	50.59	49.41
8	11	2017	6	16	6,453	8.30	91	77,745	3,058	3,395	47.39	52.61
6	18	2017	1	15	6,451	8.30	92	77,745	3,342	3,109	51.81	48.19
9	1	2017	6	16	6,451	8.30	93	77,745	3,133	3,318	48.57	51.43
8	13	2017	1	17	6,450	8.30	94	77,745	3,318	3,132	51.44	48.56
5	19	2017	6	18	6,449	8.30	95	77,745	2,733	3,716	42.38	57.62
8	13	2017	1	13	6,448	8.29	96	77,745	3,046	3,402	47.24	52.76
7	28	2017	6	14	6,447	8.29	97	77,745	3,296	3,151	51.12	48.88
8	4	2017	6	15	6,441	8.28	98	77,745	3,078	3,363	47.79	52.21
8	6	2017	1	17	6,441	8.28	99	77,745	3,297	3,144	51.19	48.81
4	9	2017	1	15	6,440	8.28	100	77,745	3,445	2,995	53.49	46.51
6	18	2017	1	14	6,434	8.28	101	77,745	3,352	3,082	52.10	47.90
11	23	2017	5	12	6,434	8.28	102	77,745	3,208	3,226	49.86	50.14
5	5	2017	6	15	6,423	8.26	103	77,745	3,187	3,236	49.62	50.38
7	16	2017	1	17	6,423	8.26	104	77,745	3,362	3,061	52.34	47.66
8	25	2017	6	13	6,423	8.26	105	77,745	3,281	3,142	51.08	48.92
4	21	2017	6	16	6,422	8.26	106	77,745	3,045	3,377	47.42	52.58
7	7	2017	6	17	6,421	8.26	107	77,745	2,822	3,599	43.95	56.05
9	23	2017	7	12	6,419	8.26	108	77,745	3,360	3,059	52.34	47.66
12	30	2017	7	14	6,419	8.26	109	77,745	3,295	3,124	51.33	48.67
8	26	2017	7	11	6,415	8.25	110	77,745	3,036	3,379	47.33	52.67
9	22	2017	6	17	6,415	8.25	111	77,745	2,847	3,568	44.38	55.62
8	19	2017	7	13	6,414	8.25	112	77,745	3,005	3,409	46.85	53.15
6	11	2017	1	14	6,413	8.25	113	77,745	3,428	2,985	53.45	46.55
8	18	2017	6	17	6,411	8.25	114	77,745	2,678	3,733	41.77	58.23
9	9	2017	7	12	6,410	8.24	115	77,745	3,264	3,146	50.92	49.08
6	9	2017	6	14	6,409	8.24	116	77,745	3,085	3,324	48.14	51.86
12	23	2017	7	11	6,406	8.24	117	77,745	2,929	3,477	45.72	54.28
4	2	2017	1	15	6,405	8.24	118	77,745	3,102	3,303	48.43	51.57

MO	DY	YR	DAY OF WK	HR	HR VOL	PERCENT OF AADT	HOUR NUMBER	AADT	NORTH VOLUME	SOUTH VOLUME	PERCENT NORTH IS OF TOTAL VOLUME	PERCENT SOUTH IS OF TOTAL VOLUME
7	28	2017	6	15	6,405	8.24	119	77,745	3,089	3,316	48.23	51.77
6	2	2017	6	18	6,403	8.24	120	77,745	2,654	3,749	41.45	58.55
7	1	2017	7	11	6,400	8.23	121	77,745	3,108	3,292	48.56	51.44
9	1	2017	6	15	6,400	8.23	122	77,745	3,113	3,287	48.64	51.36
9	1	2017	6	17	6,399	8.23	123	77,745	2,959	3,440	46.24	53.76
5	5	2017	6	16	6,398	8.23	124	77,745	3,123	3,275	48.81	51.19
6	17	2017	7	13	6,397	8.23	125	77,745	3,188	3,209	49.84	50.16
7	14	2017	6	17	6,397	8.23	126	77,745	2,912	3,485	45.52	54.48
7	16	2017	1	12	6,394	8.22	127	77,745	3,169	3,225	49.56	50.44
5	26	2017	6	15	6,389	8.22	128	77,745	2,934	3,455	45.92	54.08
7	21	2017	6	17	6,389	8.22	129	77,745	2,795	3,594	43.75	56.25
9	29	2017	6	16	6,388	8.22	130	77,745	2,824	3,564	44.21	55.79
3	25	2017	7	13	6,387	8.22	131	77,745	3,620	2,767	56.68	43.32
9	2	2017	7	12	6,387	8.22	132	77,745	3,332	3,055	52.17	47.83
10	27	2017	6	16	6,384	8.21	133	77,745	2,925	3,459	45.82	54.18
3	31	2017	6	15	6,383	8.21	134	77,745	2,988	3,395	46.81	53.19
5	12	2017	6	17	6,382	8.21	135	77,745	2,755	3,627	43.17	56.83
7	7	2017	6	14	6,376	8.20	136	77,745	3,269	3,107	51.27	48.73
8	4	2017	6	17	6,373	8.20	137	77,745	2,710	3,663	42.52	57.48
9	16	2017	7	13	6,372	8.20	138	77,745	3,307	3,065	51.90	48.10
11	3	2017	6	17	6,371	8.19	139	77,745	2,939	3,432	46.13	53.87
8	26	2017	7	14	6,369	8.19	140	77,745	3,189	3,180	50.07	49.93
8	12	2017	7	11	6,368	8.19	141	77,745	3,057	3,311	48.01	51.99
6	30	2017	6	14	6,366	8.19	142	77,745	3,055	3,311	47.99	52.01
2	17	2017	6	16	6,365	8.19	143	77,745	2,860	3,505	44.93	55.07
8	18	2017	6	13	6,364	8.19	144	77,745	3,253	3,111	51.12	48.88
2	17	2017	6	17	6,363	8.18	145	77,745	2,688	3,675	42.24	57.76
6	9	2017	6	15	6,363	8.18	146	77,745	2,945	3,418	46.28	53.72
9	16	2017	7	12	6,363	8.18	147	77,745	3,340	3,023	52.49	47.51
6	11	2017	1	16	6,358	8.18	148	77,745	3,291	3,067	51.76	48.24
6	30	2017	6	13	6,358	8.18	149	77,745	3,191	3,167	50.19	49.81
6	25	2017	1	13	6,357	8.18	150	77,745	3,267	3,090	51.39	48.61
8	26	2017	7	13	6,357	8.18	151	77,745	3,122	3,235	49.11	50.89
6	24	2017	7	12	6,353	8.17	152	77,745	3,328	3,025	52.38	47.62
7	21	2017	6	13	6,353	8.17	153	77,745	3,237	3,116	50.95	49.05
8	20	2017	1	12	6,353	8.17	154	77,745	2,628	3,725	41.37	58.63
4	9	2017	1	16	6,352	8.17	155	77,745	3,274	3,078	51.54	48.46
6	30	2017	6	17	6,350	8.17	156	77,745	2,786	3,564	43.87	56.13
7	7	2017	6	16	6,350	8.17	157	77,745	3,052	3,298	48.06	51.94
8	19	2017	7	14	6,341	8.16	158	77,745	2,813	3,528	44.36	55.64
6	23	2017	6	17	6,338	8.15	159	77,745	2,670	3,668	42.13	57.87
8	18	2017	6	14	6,336	8.15	160	77,745	3,113	3,223	49.13	50.87
7	9	2017	1	15	6,333	8.15	161	77,745	3,117	3,216	49.22	50.78
11	26	2017	1	15	6,331	8.14	162	77,745	3,141	3,190	49.61	50.39
5	20	2017	7	12	6,327	8.14	163	77,745	3,156	3,171	49.88	50.12
11	3	2017	6	16	6,327	8.14	164	77,745	3,040	3,287	48.05	51.95
8	21	2017	2	18	6,324	8.13	165	77,745	3,483	2,841	55.08	44.92
8	25	2017	6	12	6,323	8.13	166	77,745	3,245	3,078	51.32	48.68
3	31	2017	6	17	6,322	8.13	167	77,745	2,661	3,661	42.09	57.91
5	5	2017	6	18	6,317	8.13	168	77,745	2,779	3,538	43.99	56.01
7	2	2017	1	13	6,317	8.13	169	77,745	3,239	3,078	51.27	48.73

MO	DY	YR	DAY OF WK	HR	HR VOL	PERCENT OF AADT	HOUR NUMBER	AADT	NORTH VOLUME	SOUTH VOLUME	PERCENT NORTH IS OF TOTAL VOLUME	PERCENT SOUTH IS OF TOTAL VOLUME
8	19	2017	7	15	6,316	8.12	170	77,745	2,754	3,562	43.60	56.40
6	16	2017	6	13	6,314	8.12	171	77,745	3,111	3,203	49.27	50.73
7	9	2017	1	14	6,312	8.12	172	77,745	3,234	3,078	51.24	48.76
7	20	2017	5	17	6,312	8.12	173	77,745	2,719	3,593	43.08	56.92
11	26	2017	1	16	6,312	8.12	174	77,745	3,388	2,924	53.68	46.32
6	25	2017	1	14	6,310	8.12	175	77,745	3,162	3,148	50.11	49.89
11	26	2017	1	13	6,307	8.11	176	77,745	3,120	3,187	49.47	50.53
4	1	2017	7	13	6,306	8.11	177	77,745	2,991	3,315	47.43	52.57
5	19	2017	6	14	6,306	8.11	178	77,745	3,073	3,233	48.73	51.27
10	27	2017	6	17	6,305	8.11	179	77,745	2,757	3,548	43.73	56.27
4	14	2017	6	18	6,304	8.11	180	77,745	2,704	3,600	42.89	57.11
5	14	2017	1	16	6,301	8.10	181	77,745	3,351	2,950	53.18	46.82
9	22	2017	6	16	6,300	8.10	182	77,745	2,968	3,332	47.11	52.89
11	22	2017	4	12	6,300	8.10	183	77,745	3,028	3,272	48.06	51.94
8	12	2017	7	14	6,298	8.10	184	77,745	3,174	3,124	50.40	49.60
8	18	2017	6	18	6,297	8.10	185	77,745	2,576	3,721	40.91	59.09
10	13	2017	6	17	6,296	8.10	186	77,745	2,698	3,598	42.85	57.15
7	23	2017	1	14	6,295	8.10	187	77,745	3,120	3,175	49.56	50.44
8	21	2017	2	17	6,294	8.10	188	77,745	3,406	2,888	54.12	45.88
9	2	2017	7	14	6,294	8.10	189	77,745	3,137	3,157	49.84	50.16
3	24	2017	6	15	6,293	8.09	190	77,745	3,140	3,153	49.90	50.10
5	26	2017	6	18	6,292	8.09	191	77,745	2,681	3,611	42.61	57.39
6	9	2017	6	16	6,287	8.09	192	77,745	2,955	3,332	47.00	53.00
8	19	2017	7	11	6,285	8.08	193	77,745	2,807	3,478	44.66	55.34
8	4	2017	6	16	6,284	8.08	194	77,745	2,771	3,513	44.10	55.90
6	2	2017	6	17	6,282	8.08	195	77,745	2,753	3,529	43.82	56.18
7	22	2017	7	13	6,278	8.08	196	77,745	3,102	3,176	49.41	50.59
9	2	2017	7	11	6,278	8.08	197	77,745	3,134	3,144	49.92	50.08
9	16	2017	7	11	6,278	8.08	198	77,745	3,103	3,175	49.43	50.57
6	18	2017	1	16	6,274	8.07	199	77,745	3,281	2,993	52.30	47.70
8	13	2017	1	18	6,274	8.07	200	77,745	3,254	3,020	51.86	48.14



**AADT= 100,640      K 30 FACTOR= 8.88      K 100 FACTOR= 8.74      K 200 FACTOR= 8.56      D 30 FACTOR= 51.53**



MO	DY	YR	DAY OF WK	HR	HR VOL	PERCENT OF AADT	HOUR NUMBER	AADT	EAST VOLUME	WEST VOLUME	PERCENT EAST IS OF TOTAL VOLUME	PERCENT WEST IS OF TOTAL VOLUME
5	17	2017	4	17	9,215	9.16	1	100,640	4,401	4,814	47.76	52.24
4	11	2017	3	18	9,189	9.13	2	100,640	4,242	4,947	46.16	53.84
10	31	2017	3	17	9,187	9.13	3	100,640	4,419	4,768	48.10	51.90
5	16	2017	3	17	9,162	9.10	4	100,640	4,308	4,854	47.02	52.98
6	13	2017	3	18	9,152	9.09	5	100,640	4,427	4,725	48.37	51.63
9	21	2017	5	17	9,097	9.04	6	100,640	4,352	4,745	47.84	52.16
5	17	2017	4	18	9,095	9.04	7	100,640	4,262	4,833	46.86	53.14
5	10	2017	4	18	9,080	9.02	8	100,640	4,298	4,782	47.33	52.67
7	12	2017	4	17	9,070	9.01	9	100,640	4,502	4,568	49.64	50.36
6	8	2017	5	18	9,056	9.00	10	100,640	4,450	4,606	49.14	50.86
10	4	2017	4	17	9,043	8.99	11	100,640	4,276	4,767	47.29	52.71
5	10	2017	4	17	9,038	8.98	12	100,640	4,287	4,751	47.43	52.57
4	11	2017	3	17	9,036	8.98	13	100,640	4,301	4,735	47.60	52.40
10	5	2017	5	17	9,034	8.98	14	100,640	4,379	4,655	48.47	51.53
5	31	2017	4	18	9,021	8.96	15	100,640	4,255	4,766	47.17	52.83
10	26	2017	5	17	9,013	8.96	16	100,640	4,397	4,616	48.79	51.21

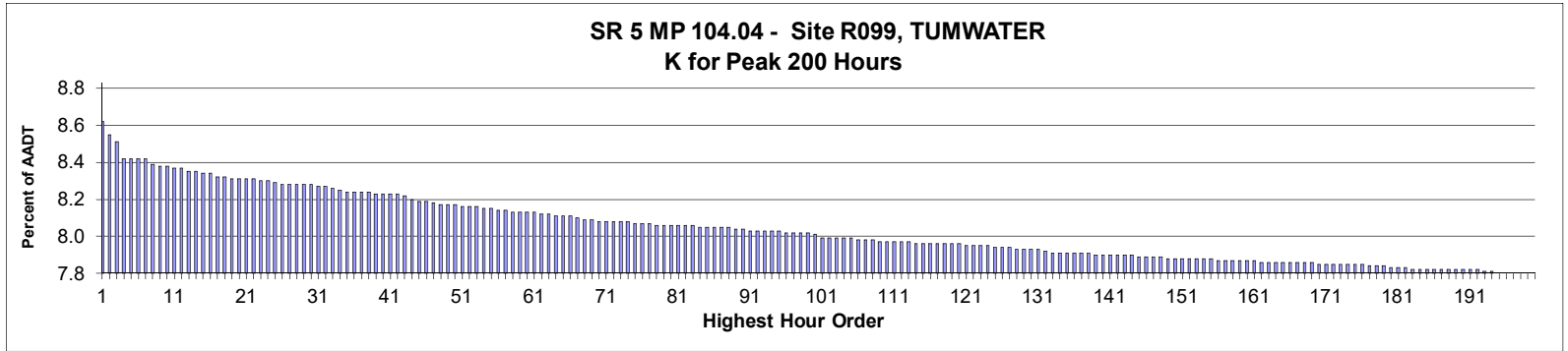
MO	DY	YR	DAY OF WK	HR	HR VOL	PERCENT OF AADT	HOUR NUMBER	AADT	EAST VOLUME	WEST VOLUME	PERCENT EAST IS OF TOTAL VOLUME	PERCENT WEST IS OF TOTAL VOLUME
7	13	2017	5	17	9,009	8.95	17	100,640	4,513	4,496	50.09	49.91
7	13	2017	5	18	8,995	8.94	18	100,640	4,317	4,678	47.99	52.01
5	19	2017	6	17	8,985	8.93	19	100,640	4,328	4,657	48.17	51.83
10	3	2017	3	17	8,980	8.92	20	100,640	4,330	4,650	48.22	51.78
10	25	2017	4	17	8,979	8.92	21	100,640	4,279	4,700	47.66	52.34
10	24	2017	3	17	8,976	8.92	22	100,640	4,318	4,658	48.11	51.89
6	8	2017	5	17	8,969	8.91	23	100,640	4,362	4,607	48.63	51.37
10	26	2017	5	18	8,955	8.90	24	100,640	4,316	4,639	48.20	51.80
4	18	2017	3	18	8,951	8.89	25	100,640	4,078	4,873	45.56	54.44
10	10	2017	3	18	8,950	8.89	26	100,640	4,217	4,733	47.12	52.88
6	7	2017	4	18	8,949	8.89	27	100,640	4,280	4,669	47.83	52.17
4	18	2017	3	17	8,947	8.89	28	100,640	4,300	4,647	48.06	51.94
3	1	2017	4	18	8,939	8.88	29	100,640	4,180	4,759	46.76	53.24
5	18	2017	5	17	8,938	8.88	30	100,640	4,332	4,606	48.47	51.53
6	12	2017	2	17	8,938	8.88	31	100,640	4,246	4,692	47.51	52.49
10	3	2017	3	18	8,927	8.87	32	100,640	4,179	4,748	46.81	53.19
4	27	2017	5	18	8,924	8.87	33	100,640	4,198	4,726	47.04	52.96
4	19	2017	4	18	8,920	8.86	34	100,640	4,112	4,808	46.10	53.90
6	1	2017	5	18	8,915	8.86	35	100,640	4,258	4,657	47.76	52.24
6	1	2017	5	17	8,914	8.86	36	100,640	4,164	4,750	46.71	53.29
12	12	2017	3	17	8,913	8.86	37	100,640	4,285	4,628	48.08	51.92
6	7	2017	4	17	8,906	8.85	38	100,640	4,288	4,618	48.15	51.85
9	5	2017	3	17	8,903	8.85	39	100,640	4,255	4,648	47.79	52.21
9	27	2017	4	17	8,902	8.85	40	100,640	4,318	4,584	48.51	51.49
9	21	2017	5	18	8,901	8.84	41	100,640	4,268	4,633	47.95	52.05
10	17	2017	3	17	8,899	8.84	42	100,640	4,273	4,626	48.02	51.98
10	25	2017	4	18	8,897	8.84	43	100,640	4,203	4,694	47.24	52.76
7	11	2017	3	17	8,896	8.84	44	100,640	4,408	4,488	49.55	50.45
11	1	2017	4	18	8,896	8.84	45	100,640	4,140	4,756	46.54	53.46
6	6	2017	3	18	8,894	8.84	46	100,640	4,190	4,704	47.11	52.89
11	14	2017	3	17	8,892	8.84	47	100,640	4,188	4,704	47.10	52.90
9	20	2017	4	18	8,890	8.83	48	100,640	4,124	4,766	46.39	53.61
4	27	2017	5	17	8,889	8.83	49	100,640	4,218	4,671	47.45	52.55
5	16	2017	3	18	8,889	8.83	50	100,640	4,101	4,788	46.14	53.86
11	7	2017	3	17	8,887	8.83	51	100,640	4,227	4,660	47.56	52.44
3	21	2017	3	17	8,886	8.83	52	100,640	4,115	4,771	46.31	53.69
9	12	2017	3	17	8,880	8.82	53	100,640	4,163	4,717	46.88	53.12
9	19	2017	3	17	8,880	8.82	54	100,640	4,212	4,668	47.43	52.57
9	29	2017	6	17	8,878	8.82	55	100,640	4,285	4,593	48.27	51.73
5	9	2017	3	17	8,877	8.82	56	100,640	4,323	4,554	48.70	51.30
5	1	2017	2	17	8,874	8.82	57	100,640	4,142	4,732	46.68	53.32
4	26	2017	4	17	8,873	8.82	58	100,640	4,128	4,745	46.52	53.48
8	15	2017	3	17	8,871	8.81	59	100,640	4,272	4,599	48.16	51.84
5	25	2017	5	18	8,866	8.81	60	100,640	4,246	4,620	47.89	52.11
8	30	2017	4	17	8,864	8.81	61	100,640	4,235	4,629	47.78	52.22
10	12	2017	5	17	8,863	8.81	62	100,640	4,293	4,570	48.44	51.56
5	18	2017	5	18	8,862	8.81	63	100,640	4,215	4,647	47.56	52.44
5	24	2017	4	17	8,861	8.80	64	100,640	4,222	4,639	47.65	52.35
10	24	2017	3	18	8,854	8.80	65	100,640	4,133	4,721	46.68	53.32
9	19	2017	3	18	8,853	8.80	66	100,640	4,245	4,608	47.95	52.05
6	22	2017	5	18	8,852	8.80	67	100,640	4,322	4,530	48.83	51.17

MO	DY	YR	DAY OF WK	HR	HR VOL	PERCENT OF AADT	HOUR NUMBER	AADT	EAST VOLUME	WEST VOLUME	PERCENT EAST IS OF TOTAL VOLUME	PERCENT WEST IS OF TOTAL VOLUME
5	31	2017	4	17	8,850	8.79	68	100,640	4,123	4,727	46.59	53.41
6	13	2017	3	17	8,850	8.79	69	100,640	4,299	4,551	48.58	51.42
10	17	2017	3	18	8,847	8.79	70	100,640	4,163	4,684	47.06	52.94
5	9	2017	3	18	8,844	8.79	71	100,640	4,127	4,717	46.66	53.34
7	10	2017	2	18	8,843	8.79	72	100,640	4,206	4,637	47.56	52.44
9	26	2017	3	18	8,843	8.79	73	100,640	4,094	4,749	46.30	53.70
7	19	2017	4	17	8,841	8.78	74	100,640	4,229	4,612	47.83	52.17
4	6	2017	5	17	8,837	8.78	75	100,640	4,134	4,703	46.78	53.22
10	9	2017	2	17	8,835	8.78	76	100,640	4,256	4,579	48.17	51.83
10	5	2017	5	18	8,834	8.78	77	100,640	4,211	4,623	47.67	52.33
5	30	2017	3	18	8,833	8.78	78	100,640	4,194	4,639	47.48	52.52
6	14	2017	4	18	8,833	8.78	79	100,640	4,090	4,743	46.30	53.70
11	6	2017	2	17	8,833	8.78	80	100,640	4,080	4,753	46.19	53.81
9	28	2017	5	18	8,832	8.78	81	100,640	4,239	4,593	48.00	52.00
9	22	2017	6	17	8,830	8.77	82	100,640	4,190	4,640	47.45	52.55
12	7	2017	5	17	8,829	8.77	83	100,640	4,321	4,508	48.94	51.06
6	29	2017	5	17	8,828	8.77	84	100,640	4,350	4,478	49.28	50.72
7	19	2017	4	18	8,826	8.77	85	100,640	4,169	4,657	47.24	52.76
7	12	2017	4	18	8,822	8.77	86	100,640	4,227	4,595	47.91	52.09
4	19	2017	4	17	8,819	8.76	87	100,640	4,133	4,686	46.86	53.14
9	7	2017	5	17	8,819	8.76	88	100,640	4,244	4,575	48.12	51.88
9	28	2017	5	17	8,818	8.76	89	100,640	4,346	4,472	49.29	50.71
10	23	2017	2	17	8,816	8.76	90	100,640	4,190	4,626	47.53	52.47
4	28	2017	6	17	8,813	8.76	91	100,640	4,204	4,609	47.70	52.30
4	13	2017	5	17	8,810	8.75	92	100,640	4,274	4,536	48.51	51.49
6	6	2017	3	17	8,810	8.75	93	100,640	4,314	4,496	48.97	51.03
3	23	2017	5	17	8,807	8.75	94	100,640	4,118	4,689	46.76	53.24
3	16	2017	5	17	8,806	8.75	95	100,640	4,043	4,763	45.91	54.09
9	13	2017	4	17	8,805	8.75	96	100,640	4,184	4,621	47.52	52.48
10	4	2017	4	18	8,805	8.75	97	100,640	4,051	4,754	46.01	53.99
6	27	2017	3	17	8,801	8.75	98	100,640	4,265	4,536	48.46	51.54
10	11	2017	4	17	8,801	8.75	99	100,640	4,302	4,499	48.88	51.12
9	25	2017	2	18	8,799	8.74	100	100,640	4,133	4,666	46.97	53.03
7	10	2017	2	17	8,798	8.74	101	100,640	4,367	4,431	49.64	50.36
5	8	2017	2	17	8,797	8.74	102	100,640	4,195	4,602	47.69	52.31
9	27	2017	4	18	8,791	8.74	103	100,640	4,095	4,696	46.58	53.42
12	21	2017	5	17	8,791	8.74	104	100,640	4,397	4,394	50.02	49.98
6	16	2017	6	17	8,789	8.73	105	100,640	4,169	4,620	47.43	52.57
9	25	2017	2	17	8,788	8.73	106	100,640	4,136	4,652	47.06	52.94
6	14	2017	4	17	8,785	8.73	107	100,640	4,185	4,600	47.64	52.36
10	6	2017	6	17	8,785	8.73	108	100,640	4,194	4,591	47.74	52.26
8	29	2017	3	17	8,780	8.72	109	100,640	4,200	4,580	47.84	52.16
10	10	2017	3	17	8,780	8.72	110	100,640	4,208	4,572	47.93	52.07
6	21	2017	4	17	8,777	8.72	111	100,640	4,240	4,537	48.31	51.69
11	16	2017	5	18	8,772	8.72	112	100,640	4,213	4,559	48.03	51.97
10	30	2017	2	18	8,767	8.71	113	100,640	4,164	4,603	47.50	52.50
5	30	2017	3	17	8,762	8.71	114	100,640	4,270	4,492	48.73	51.27
6	5	2017	2	17	8,762	8.71	115	100,640	4,167	4,595	47.56	52.44
9	20	2017	4	17	8,760	8.70	116	100,640	4,199	4,561	47.93	52.07
5	24	2017	4	18	8,757	8.70	117	100,640	4,017	4,740	45.87	54.13
7	20	2017	5	17	8,753	8.70	118	100,640	4,252	4,501	48.58	51.42

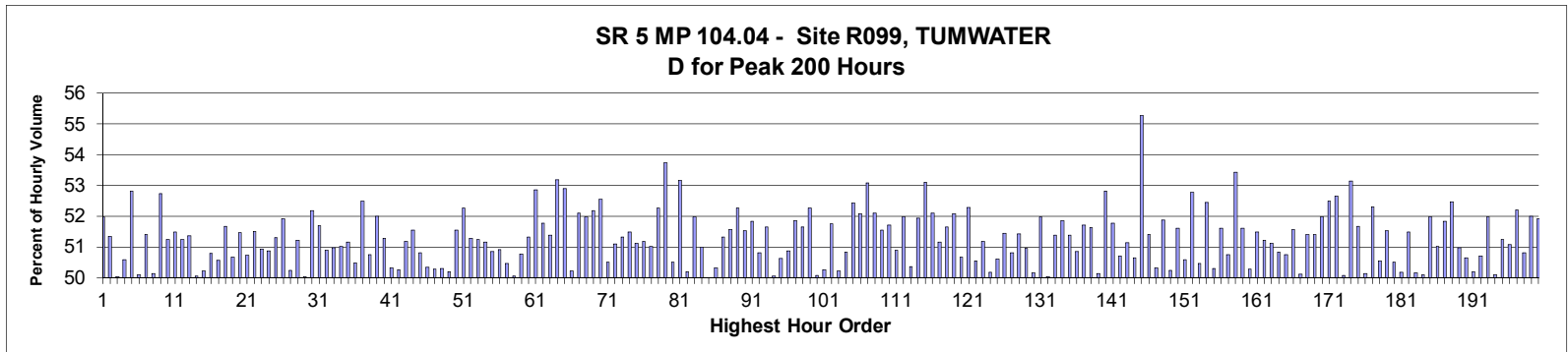


MO	DY	YR	DAY OF WK	HR	HR VOL	PERCENT OF AADT	HOUR NUMBER	AADT	EAST VOLUME	WEST VOLUME	PERCENT EAST IS OF TOTAL VOLUME	PERCENT WEST IS OF TOTAL VOLUME
11	15	2017	4	17	8,753	8.70	119	100,640	4,217	4,536	48.18	51.82
7	18	2017	3	17	8,752	8.70	120	100,640	4,266	4,486	48.74	51.26
12	5	2017	3	17	8,752	8.70	121	100,640	4,269	4,483	48.78	51.22
9	13	2017	4	18	8,745	8.69	122	100,640	4,105	4,640	46.94	53.06
7	25	2017	3	17	8,744	8.69	123	100,640	4,141	4,603	47.36	52.64
5	12	2017	6	17	8,743	8.69	124	100,640	4,253	4,490	48.64	51.36
12	6	2017	4	17	8,742	8.69	125	100,640	4,283	4,459	48.99	51.01
11	1	2017	4	17	8,740	8.68	126	100,640	4,051	4,689	46.35	53.65
8	1	2017	3	17	8,737	8.68	127	100,640	4,146	4,591	47.45	52.55
6	20	2017	3	17	8,733	8.68	128	100,640	4,183	4,550	47.90	52.10
5	1	2017	2	18	8,732	8.68	129	100,640	4,081	4,651	46.74	53.26
7	11	2017	3	18	8,730	8.67	130	100,640	4,195	4,535	48.05	51.95
6	29	2017	5	18	8,724	8.67	131	100,640	4,166	4,558	47.75	52.25
6	27	2017	3	18	8,723	8.67	132	100,640	4,135	4,588	47.40	52.60
8	23	2017	4	18	8,723	8.67	133	100,640	4,117	4,606	47.20	52.80
9	14	2017	5	17	8,723	8.67	134	100,640	4,281	4,442	49.08	50.92
1	26	2017	5	17	8,718	8.66	135	100,640	4,223	4,495	48.44	51.56
11	27	2017	2	17	8,715	8.66	136	100,640	4,121	4,594	47.29	52.71
8	29	2017	3	18	8,713	8.66	137	100,640	4,065	4,648	46.65	53.35
12	11	2017	2	17	8,713	8.66	138	100,640	4,158	4,555	47.72	52.28
6	21	2017	4	18	8,711	8.66	139	100,640	4,146	4,565	47.59	52.41
6	2	2017	6	17	8,709	8.65	140	100,640	4,046	4,663	46.46	53.54
10	16	2017	2	17	8,707	8.65	141	100,640	4,152	4,555	47.69	52.31
10	11	2017	4	18	8,705	8.65	142	100,640	4,137	4,568	47.52	52.48
9	14	2017	5	18	8,703	8.65	143	100,640	4,199	4,504	48.25	51.75
11	17	2017	6	17	8,703	8.65	144	100,640	4,298	4,405	49.39	50.61
1	31	2017	3	17	8,701	8.65	145	100,640	4,180	4,521	48.04	51.96
12	15	2017	6	17	8,701	8.65	146	100,640	4,272	4,429	49.10	50.90
1	24	2017	3	17	8,700	8.64	147	100,640	4,086	4,614	46.97	53.03
6	19	2017	2	18	8,696	8.64	148	100,640	4,103	4,593	47.18	52.82
12	14	2017	5	17	8,696	8.64	149	100,640	4,232	4,464	48.67	51.33
7	26	2017	4	17	8,692	8.64	150	100,640	4,155	4,537	47.80	52.20
8	31	2017	5	17	8,692	8.64	151	100,640	4,183	4,509	48.12	51.88
5	22	2017	2	18	8,691	8.64	152	100,640	4,090	4,601	47.06	52.94
6	2	2017	6	18	8,691	8.64	153	100,640	4,132	4,559	47.54	52.46
3	31	2017	6	17	8,687	8.63	154	100,640	4,093	4,594	47.12	52.88
10	2	2017	2	17	8,686	8.63	155	100,640	4,132	4,554	47.57	52.43
11	16	2017	5	17	8,685	8.63	156	100,640	4,254	4,431	48.98	51.02
5	8	2017	2	18	8,680	8.62	157	100,640	4,063	4,617	46.81	53.19
5	3	2017	4	18	8,667	8.61	158	100,640	4,154	4,513	47.93	52.07
10	6	2017	6	16	8,665	8.61	159	100,640	4,285	4,380	49.45	50.55
11	20	2017	2	17	8,665	8.61	160	100,640	4,113	4,552	47.47	52.53
3	14	2017	3	18	8,663	8.61	161	100,640	4,020	4,643	46.40	53.60
3	10	2017	6	17	8,660	8.60	162	100,640	4,080	4,580	47.11	52.89
11	9	2017	5	17	8,659	8.60	163	100,640	4,142	4,517	47.83	52.17
4	24	2017	2	17	8,656	8.60	164	100,640	3,999	4,657	46.20	53.80
7	26	2017	4	18	8,656	8.60	165	100,640	4,140	4,516	47.83	52.17
3	1	2017	4	17	8,654	8.60	166	100,640	4,148	4,506	47.93	52.07
3	21	2017	3	18	8,654	8.60	167	100,640	4,183	4,471	48.34	51.66
4	26	2017	4	18	8,650	8.59	168	100,640	4,025	4,625	46.53	53.47
7	17	2017	2	17	8,650	8.59	169	100,640	4,165	4,485	48.15	51.85

MO	DY	YR	DAY OF WK	HR	HR VOL	PERCENT OF AADT	HOUR NUMBER	AADT	EAST VOLUME	WEST VOLUME	PERCENT EAST IS OF TOTAL VOLUME	PERCENT WEST IS OF TOTAL VOLUME
6	22	2017	5	17	8,649	8.59	170	100,640	4,064	4,585	46.99	53.01
12	8	2017	6	17	8,649	8.59	171	100,640	4,334	4,315	50.11	49.89
6	9	2017	6	17	8,647	8.59	172	100,640	4,214	4,433	48.73	51.27
1	30	2017	2	17	8,646	8.59	173	100,640	3,935	4,711	45.51	54.49
7	25	2017	3	18	8,644	8.59	174	100,640	4,170	4,474	48.24	51.76
11	30	2017	5	17	8,644	8.59	175	100,640	4,208	4,436	48.68	51.32
6	16	2017	6	16	8,643	8.59	176	100,640	4,235	4,408	49.00	51.00
8	31	2017	5	18	8,642	8.59	177	100,640	4,163	4,479	48.17	51.83
12	4	2017	2	17	8,642	8.59	178	100,640	4,185	4,457	48.43	51.57
4	3	2017	2	17	8,638	8.58	179	100,640	4,056	4,582	46.96	53.04
9	26	2017	3	17	8,635	8.58	180	100,640	4,073	4,562	47.17	52.83
8	16	2017	4	18	8,633	8.58	181	100,640	4,129	4,504	47.83	52.17
8	23	2017	4	17	8,632	8.58	182	100,640	3,959	4,673	45.86	54.14
1	27	2017	6	17	8,631	8.58	183	100,640	4,017	4,614	46.54	53.46
10	6	2017	6	18	8,631	8.58	184	100,640	4,183	4,448	48.46	51.54
5	22	2017	2	17	8,629	8.57	185	100,640	4,101	4,528	47.53	52.47
7	6	2017	5	17	8,629	8.57	186	100,640	4,217	4,412	48.87	51.13
11	2	2017	5	18	8,629	8.57	187	100,640	4,123	4,506	47.78	52.22
11	7	2017	3	18	8,629	8.57	188	100,640	4,179	4,450	48.43	51.57
8	10	2017	5	18	8,624	8.57	189	100,640	4,148	4,476	48.10	51.90
11	28	2017	3	17	8,624	8.57	190	100,640	4,105	4,519	47.60	52.40
5	25	2017	5	17	8,623	8.57	191	100,640	4,358	4,265	50.54	49.46
9	6	2017	4	17	8,621	8.57	192	100,640	4,037	4,584	46.83	53.17
10	9	2017	2	18	8,619	8.56	193	100,640	4,030	4,589	46.76	53.24
8	28	2017	2	17	8,617	8.56	194	100,640	4,153	4,464	48.20	51.80
8	8	2017	3	17	8,616	8.56	195	100,640	4,134	4,482	47.98	52.02
11	29	2017	4	18	8,616	8.56	196	100,640	4,049	4,567	46.99	53.01
3	30	2017	5	17	8,615	8.56	197	100,640	4,047	4,568	46.98	53.02
8	16	2017	4	17	8,615	8.56	198	100,640	4,135	4,480	48.00	52.00
11	29	2017	4	17	8,615	8.56	199	100,640	4,030	4,585	46.78	53.22
4	12	2017	4	17	8,614	8.56	200	100,640	4,159	4,455	48.28	51.72



**AADT= 104,646      K 30 FACTOR= 8.25      K 100 FACTOR= 7.98      K 200 FACTOR= 7.77      D 30 FACTOR= 52.19**



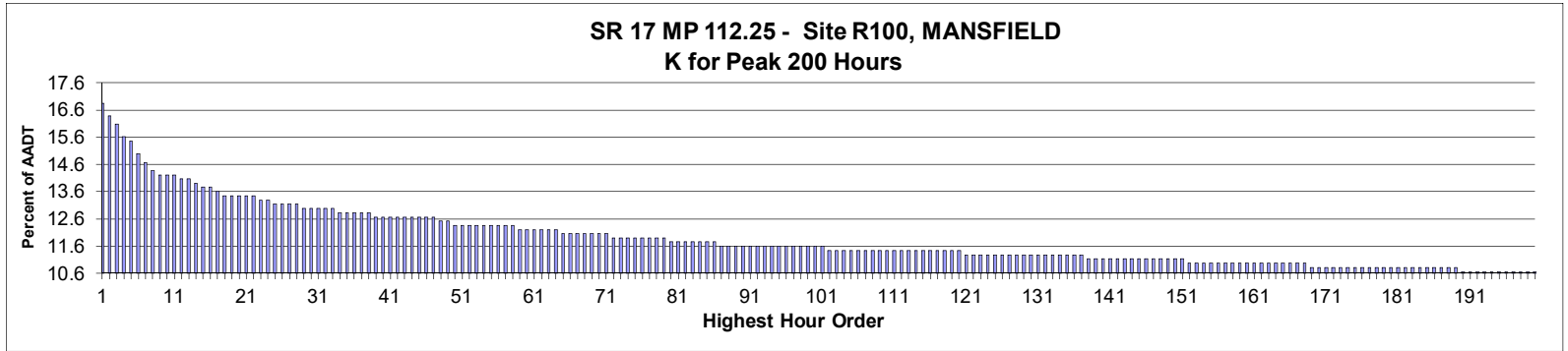
MO	DY	YR	DAY OF WK	HR	HR VOL	PERCENT OF AADT	HOUR NUMBER	AADT	NORTH VOLUME	SOUTH VOLUME	PERCENT NORTH IS OF TOTAL VOLUME	PERCENT SOUTH IS OF TOTAL VOLUME
3	31	2017	6	17	8,992	8.59	1	104,646	4,319	4,673	48.03	51.97
11	22	2017	4	16	8,911	8.52	2	104,646	4,575	4,336	51.34	48.66
3	23	2017	5	17	8,871	8.48	3	104,646	4,439	4,432	50.04	49.96
5	5	2017	6	17	8,781	8.39	4	104,646	4,339	4,442	49.41	50.59
3	10	2017	6	17	8,779	8.39	5	104,646	4,143	4,636	47.19	52.81
12	26	2017	3	16	8,776	8.39	6	104,646	4,379	4,397	49.90	50.10
12	26	2017	3	17	8,776	8.39	7	104,646	4,511	4,265	51.40	48.60
11	22	2017	4	15	8,747	8.36	8	104,646	4,361	4,386	49.86	50.14
2	17	2017	6	17	8,737	8.35	9	104,646	4,130	4,607	47.27	52.73
3	31	2017	6	16	8,734	8.35	10	104,646	4,259	4,475	48.76	51.24
4	6	2017	5	17	8,732	8.34	11	104,646	4,237	4,495	48.52	51.48
3	30	2017	5	17	8,730	8.34	12	104,646	4,256	4,474	48.75	51.25
5	5	2017	6	18	8,708	8.32	13	104,646	4,236	4,472	48.64	51.36
11	3	2017	6	17	8,704	8.32	14	104,646	4,347	4,357	49.94	50.06
12	26	2017	3	15	8,701	8.31	15	104,646	4,331	4,370	49.78	50.22
11	20	2017	2	17	8,699	8.31	16	104,646	4,281	4,418	49.21	50.79

MO	DY	YR	DAY OF WK	HR	HR VOL	PERCENT OF AADT	HOUR NUMBER	AADT	NORTH VOLUME	SOUTH VOLUME	PERCENT NORTH IS OF TOTAL VOLUME	PERCENT SOUTH IS OF TOTAL VOLUME
11	22	2017	4	17	8,677	8.29	17	104,646	4,290	4,387	49.44	50.56
4	28	2017	6	17	8,676	8.29	18	104,646	4,192	4,484	48.32	51.68
12	23	2017	7	14	8,668	8.28	19	104,646	4,392	4,276	50.67	49.33
11	22	2017	4	13	8,666	8.28	20	104,646	4,460	4,206	51.47	48.53
12	23	2017	7	12	8,663	8.28	21	104,646	4,395	4,268	50.73	49.27
2	16	2017	5	17	8,660	8.28	22	104,646	4,199	4,461	48.49	51.51
2	23	2017	5	17	8,657	8.27	23	104,646	4,247	4,410	49.06	50.94
12	23	2017	7	13	8,655	8.27	24	104,646	4,404	4,251	50.88	49.12
2	22	2017	4	17	8,642	8.26	25	104,646	4,209	4,433	48.70	51.30
4	19	2017	4	17	8,638	8.25	26	104,646	4,153	4,485	48.08	51.92
5	31	2017	4	17	8,638	8.25	27	104,646	4,298	4,340	49.76	50.24
11	25	2017	7	13	8,637	8.25	28	104,646	4,425	4,212	51.23	48.77
11	3	2017	6	16	8,635	8.25	29	104,646	4,320	4,315	50.03	49.97
5	18	2017	5	17	8,632	8.25	30	104,646	4,127	4,505	47.81	52.19
10	26	2017	5	17	8,624	8.24	31	104,646	4,166	4,458	48.31	51.69
5	10	2017	4	17	8,619	8.24	32	104,646	4,233	4,386	49.11	50.89
5	5	2017	6	16	8,611	8.23	33	104,646	4,389	4,222	50.97	49.03
3	31	2017	6	15	8,600	8.22	34	104,646	4,212	4,388	48.98	51.02
3	24	2017	6	15	8,596	8.21	35	104,646	4,398	4,198	51.16	48.84
10	27	2017	6	16	8,590	8.21	36	104,646	4,253	4,337	49.51	50.49
5	12	2017	6	17	8,587	8.21	37	104,646	4,080	4,507	47.51	52.49
5	17	2017	4	17	8,587	8.21	38	104,646	4,229	4,358	49.25	50.75
5	19	2017	6	17	8,582	8.20	39	104,646	4,120	4,462	48.01	51.99
1	27	2017	6	17	8,581	8.20	40	104,646	4,181	4,400	48.72	51.28
4	21	2017	6	16	8,579	8.20	41	104,646	4,261	4,318	49.67	50.33
11	17	2017	6	17	8,579	8.20	42	104,646	4,268	4,311	49.75	50.25
12	26	2017	3	13	8,573	8.19	43	104,646	4,387	4,186	51.17	48.83
2	24	2017	6	17	8,548	8.17	44	104,646	4,142	4,406	48.46	51.54
5	9	2017	3	17	8,535	8.16	45	104,646	4,198	4,337	49.19	50.81
2	17	2017	6	16	8,534	8.16	46	104,646	4,237	4,297	49.65	50.35
3	31	2017	6	14	8,533	8.15	47	104,646	4,243	4,290	49.72	50.28
4	24	2017	2	17	8,521	8.14	48	104,646	4,235	4,286	49.70	50.30
11	22	2017	4	14	8,519	8.14	49	104,646	4,276	4,243	50.19	49.81
4	21	2017	6	17	8,517	8.14	50	104,646	4,127	4,390	48.46	51.54
3	31	2017	6	18	8,509	8.13	51	104,646	4,061	4,448	47.73	52.27
5	30	2017	3	17	8,508	8.13	52	104,646	4,145	4,363	48.72	51.28
3	31	2017	6	13	8,507	8.13	53	104,646	4,147	4,360	48.75	51.25
4	27	2017	5	17	8,495	8.12	54	104,646	4,149	4,346	48.84	51.16
5	19	2017	6	16	8,494	8.12	55	104,646	4,175	4,319	49.15	50.85
4	18	2017	3	17	8,484	8.11	56	104,646	4,165	4,319	49.09	50.91
2	14	2017	3	17	8,483	8.11	57	104,646	4,202	4,281	49.53	50.47
5	19	2017	6	14	8,480	8.10	58	104,646	4,235	4,245	49.94	50.06
5	23	2017	3	17	8,475	8.10	59	104,646	4,171	4,304	49.22	50.78
10	27	2017	6	17	8,474	8.10	60	104,646	4,124	4,350	48.67	51.33
5	23	2017	3	8	8,472	8.10	61	104,646	4,478	3,994	52.86	47.14
12	8	2017	6	16	8,467	8.09	62	104,646	4,084	4,383	48.23	51.77
12	26	2017	3	12	8,461	8.09	63	104,646	4,114	4,347	48.62	51.38
5	19	2017	6	18	8,460	8.08	64	104,646	3,961	4,499	46.82	53.18
3	29	2017	4	17	8,456	8.08	65	104,646	3,983	4,473	47.10	52.90
12	15	2017	6	14	8,456	8.08	66	104,646	4,246	4,210	50.21	49.79
1	27	2017	6	16	8,445	8.07	67	104,646	4,044	4,401	47.89	52.11

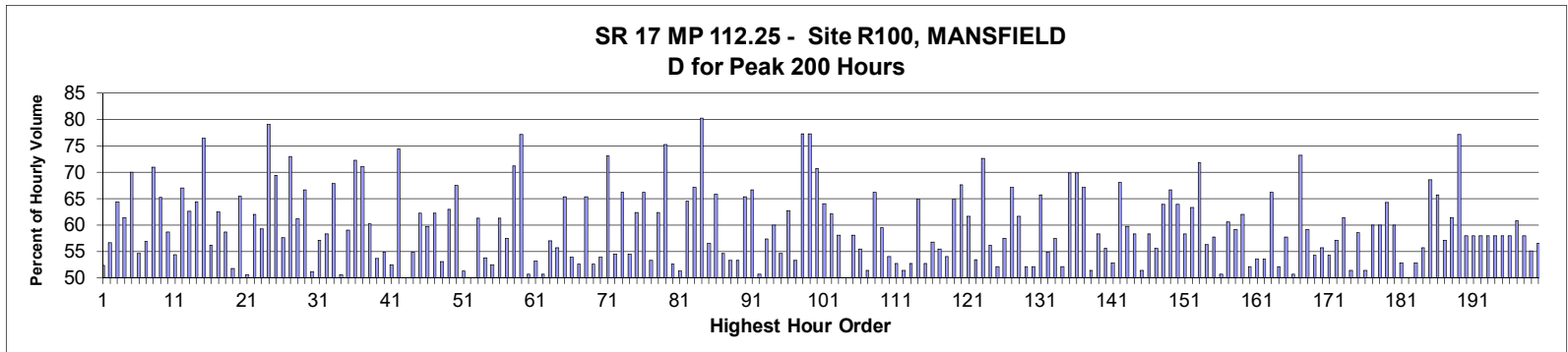
MO	DY	YR	DAY OF WK	HR	HR VOL	PERCENT OF AADT	HOUR NUMBER	AADT	NORTH VOLUME	SOUTH VOLUME	PERCENT NORTH IS OF TOTAL VOLUME	PERCENT SOUTH IS OF TOTAL VOLUME
1	13	2017	6	17	8,432	8.06	68	104,646	4,050	4,382	48.03	51.97
2	28	2017	3	17	8,430	8.06	69	104,646	4,031	4,399	47.82	52.18
3	21	2017	3	17	8,428	8.05	70	104,646	4,000	4,428	47.46	52.54
11	7	2017	3	17	8,427	8.05	71	104,646	4,171	4,256	49.50	50.50
5	22	2017	2	17	8,424	8.05	72	104,646	4,119	4,305	48.90	51.10
10	25	2017	4	17	8,423	8.05	73	104,646	4,100	4,323	48.68	51.32
3	24	2017	6	14	8,419	8.05	74	104,646	4,334	4,085	51.48	48.52
12	26	2017	3	14	8,416	8.04	75	104,646	4,301	4,115	51.11	48.89
5	16	2017	3	17	8,415	8.04	76	104,646	4,108	4,307	48.82	51.18
11	22	2017	4	12	8,412	8.04	77	104,646	4,121	4,291	48.99	51.01
1	24	2017	3	17	8,408	8.03	78	104,646	4,013	4,395	47.73	52.27
3	24	2017	6	16	8,408	8.03	79	104,646	4,518	3,890	53.73	46.27
12	27	2017	4	17	8,406	8.03	80	104,646	4,160	4,246	49.49	50.51
5	25	2017	5	17	8,404	8.03	81	104,646	3,936	4,468	46.83	53.17
10	24	2017	3	17	8,400	8.03	82	104,646	4,183	4,217	49.80	50.20
12	21	2017	5	17	8,399	8.03	83	104,646	4,033	4,366	48.02	51.98
2	1	2017	4	17	8,396	8.02	84	104,646	4,115	4,281	49.01	50.99
3	10	2017	6	16	8,394	8.02	85	104,646	4,197	4,197	50.00	50.00
4	21	2017	6	15	8,394	8.02	86	104,646	4,171	4,223	49.69	50.31
5	24	2017	4	17	8,391	8.02	87	104,646	4,085	4,306	48.68	51.32
11	1	2017	4	17	8,390	8.02	88	104,646	4,063	4,327	48.43	51.57
3	27	2017	2	17	8,387	8.01	89	104,646	4,003	4,384	47.73	52.27
10	23	2017	2	17	8,383	8.01	90	104,646	4,063	4,320	48.47	51.53
10	16	2017	2	17	8,376	8.00	91	104,646	4,035	4,341	48.17	51.83
12	22	2017	6	15	8,375	8.00	92	104,646	4,120	4,255	49.19	50.81
3	1	2017	4	17	8,372	8.00	93	104,646	4,049	4,323	48.36	51.64
5	19	2017	6	15	8,371	8.00	94	104,646	4,190	4,181	50.05	49.95
12	27	2017	4	13	8,367	8.00	95	104,646	4,132	4,235	49.38	50.62
11	25	2017	7	12	8,366	7.99	96	104,646	4,257	4,109	50.88	49.12
2	2	2017	5	17	8,365	7.99	97	104,646	4,027	4,338	48.14	51.86
10	20	2017	6	17	8,364	7.99	98	104,646	4,043	4,321	48.34	51.66
12	15	2017	6	17	8,363	7.99	99	104,646	3,992	4,371	47.73	52.27
4	20	2017	5	17	8,349	7.98	100	104,646	4,169	4,180	49.93	50.07
2	17	2017	6	15	8,331	7.96	101	104,646	4,145	4,186	49.75	50.25
2	24	2017	6	16	8,331	7.96	102	104,646	4,311	4,020	51.75	48.25
10	27	2017	6	15	8,329	7.96	103	104,646	4,146	4,183	49.78	50.22
11	15	2017	4	17	8,328	7.96	104	104,646	4,094	4,234	49.16	50.84
11	7	2017	3	8	8,325	7.96	105	104,646	4,364	3,961	52.42	47.58
1	6	2017	6	17	8,321	7.95	106	104,646	3,988	4,333	47.93	52.07
4	21	2017	6	18	8,315	7.95	107	104,646	3,901	4,414	46.92	53.08
12	8	2017	6	17	8,315	7.95	108	104,646	3,982	4,333	47.89	52.11
11	17	2017	6	14	8,313	7.94	109	104,646	4,028	4,285	48.45	51.55
5	31	2017	4	18	8,310	7.94	110	104,646	4,012	4,298	48.28	51.72
10	31	2017	3	17	8,310	7.94	111	104,646	4,081	4,229	49.11	50.89
2	10	2017	6	17	8,307	7.94	112	104,646	4,318	3,989	51.98	48.02
4	26	2017	4	17	8,306	7.94	113	104,646	4,183	4,123	50.36	49.64
1	26	2017	5	17	8,303	7.93	114	104,646	3,991	4,312	48.07	51.93
5	8	2017	2	17	8,299	7.93	115	104,646	3,892	4,407	46.90	53.10
5	17	2017	4	8	8,299	7.93	116	104,646	4,325	3,974	52.11	47.89
12	27	2017	4	15	8,299	7.93	117	104,646	4,246	4,053	51.16	48.84
12	21	2017	5	16	8,296	7.93	118	104,646	4,011	4,285	48.35	51.65

MO	DY	YR	DAY OF WK	HR	HR VOL	PERCENT OF AADT	HOUR NUMBER	AADT	NORTH VOLUME	SOUTH VOLUME	PERCENT NORTH IS OF TOTAL VOLUME	PERCENT SOUTH IS OF TOTAL VOLUME
10	17	2017	3	17	8,295	7.93	119	104,646	3,975	4,320	47.92	52.08
12	7	2017	5	17	8,294	7.93	120	104,646	4,202	4,092	50.66	49.34
11	25	2017	7	14	8,293	7.92	121	104,646	4,336	3,957	52.29	47.71
5	12	2017	6	15	8,291	7.92	122	104,646	4,190	4,101	50.54	49.46
12	27	2017	4	16	8,286	7.92	123	104,646	4,045	4,241	48.82	51.18
2	24	2017	6	18	8,284	7.92	124	104,646	4,127	4,157	49.82	50.18
12	14	2017	5	17	8,281	7.91	125	104,646	4,090	4,191	49.39	50.61
5	9	2017	3	8	8,279	7.91	126	104,646	4,259	4,020	51.44	48.56
2	17	2017	6	18	8,278	7.91	127	104,646	4,071	4,207	49.18	50.82
12	8	2017	6	14	8,269	7.90	128	104,646	4,017	4,252	48.58	51.42
4	28	2017	6	18	8,267	7.90	129	104,646	4,054	4,213	49.04	50.96
12	8	2017	6	15	8,267	7.90	130	104,646	4,147	4,120	50.16	49.84
1	27	2017	6	18	8,266	7.90	131	104,646	3,970	4,296	48.03	51.97
3	24	2017	6	13	8,254	7.89	132	104,646	4,130	4,124	50.04	49.96
5	5	2017	6	15	8,251	7.88	133	104,646	4,012	4,239	48.62	51.38
4	28	2017	6	16	8,249	7.88	134	104,646	3,972	4,277	48.15	51.85
11	10	2017	6	14	8,249	7.88	135	104,646	4,011	4,238	48.62	51.38
3	15	2017	4	17	8,248	7.88	136	104,646	4,054	4,194	49.15	50.85
11	8	2017	4	8	8,248	7.88	137	104,646	4,266	3,982	51.72	48.28
12	6	2017	4	17	8,247	7.88	138	104,646	3,990	4,257	48.38	51.62
12	12	2017	3	17	8,239	7.87	139	104,646	4,131	4,108	50.14	49.86
4	27	2017	5	18	8,238	7.87	140	104,646	3,887	4,351	47.18	52.82
12	22	2017	6	16	8,236	7.87	141	104,646	3,972	4,264	48.23	51.77
11	16	2017	5	17	8,235	7.87	142	104,646	4,060	4,175	49.30	50.70
3	23	2017	5	16	8,234	7.87	143	104,646	4,024	4,210	48.87	51.13
3	14	2017	3	17	8,231	7.87	144	104,646	4,062	4,169	49.35	50.65
3	25	2017	7	13	8,230	7.86	145	104,646	4,549	3,681	55.27	44.73
11	2	2017	5	17	8,225	7.86	146	104,646	3,997	4,228	48.60	51.40
4	5	2017	4	17	8,223	7.86	147	104,646	4,084	4,139	49.67	50.33
1	31	2017	3	17	8,222	7.86	148	104,646	3,957	4,265	48.13	51.87
12	22	2017	6	14	8,213	7.85	149	104,646	4,087	4,126	49.76	50.24
11	3	2017	6	15	8,212	7.85	150	104,646	4,237	3,975	51.60	48.40
2	23	2017	5	18	8,211	7.85	151	104,646	4,058	4,153	49.42	50.58
5	1	2017	2	17	8,211	7.85	152	104,646	3,877	4,334	47.22	52.78
11	24	2017	6	14	8,211	7.85	153	104,646	4,144	4,067	50.47	49.53
5	18	2017	5	18	8,210	7.85	154	104,646	3,905	4,305	47.56	52.44
12	22	2017	6	13	8,210	7.85	155	104,646	4,130	4,080	50.30	49.70
1	30	2017	2	17	8,209	7.84	156	104,646	3,972	4,237	48.39	51.61
2	21	2017	3	17	8,209	7.84	157	104,646	4,044	4,165	49.26	50.74
4	1	2017	7	12	8,209	7.84	158	104,646	3,822	4,387	46.56	53.44
5	30	2017	3	18	8,204	7.84	159	104,646	3,970	4,234	48.39	51.61
3	28	2017	3	17	8,203	7.84	160	104,646	4,079	4,124	49.73	50.27
5	19	2017	6	13	8,200	7.84	161	104,646	3,978	4,222	48.51	51.49
11	24	2017	6	12	8,198	7.83	162	104,646	3,998	4,200	48.77	51.23
5	26	2017	6	14	8,194	7.83	163	104,646	4,005	4,189	48.88	51.12
5	26	2017	6	15	8,194	7.83	164	104,646	4,029	4,165	49.17	50.83
5	5	2017	6	13	8,193	7.83	165	104,646	4,036	4,157	49.26	50.74
4	3	2017	2	17	8,191	7.83	166	104,646	3,967	4,224	48.43	51.57
10	20	2017	6	15	8,190	7.83	167	104,646	4,086	4,104	49.89	50.11
3	10	2017	6	18	8,189	7.83	168	104,646	3,979	4,210	48.59	51.41
4	19	2017	4	18	8,189	7.83	169	104,646	3,980	4,209	48.60	51.40

MO	DY	YR	DAY OF WK	HR	HR VOL	PERCENT OF AADT	HOUR NUMBER	AADT	NORTH VOLUME	SOUTH VOLUME	PERCENT NORTH IS OF TOTAL VOLUME	PERCENT SOUTH IS OF TOTAL VOLUME
10	30	2017	2	17	8,188	7.82	170	104,646	3,932	4,256	48.02	51.98
11	6	2017	2	17	8,188	7.82	171	104,646	3,890	4,298	47.51	52.49
5	10	2017	4	18	8,186	7.82	172	104,646	3,876	4,310	47.35	52.65
11	29	2017	4	17	8,182	7.82	173	104,646	4,097	4,085	50.07	49.93
5	18	2017	5	16	8,180	7.82	174	104,646	3,832	4,348	46.85	53.15
5	16	2017	3	8	8,179	7.82	175	104,646	4,227	3,952	51.68	48.32
11	24	2017	6	15	8,179	7.82	176	104,646	4,101	4,078	50.14	49.86
4	1	2017	7	13	8,176	7.81	177	104,646	3,899	4,277	47.69	52.31
5	15	2017	2	17	8,176	7.81	178	104,646	4,043	4,133	49.45	50.55
3	22	2017	4	17	8,170	7.81	179	104,646	3,961	4,209	48.48	51.52
12	23	2017	7	15	8,167	7.80	180	104,646	4,124	4,043	50.50	49.50
3	23	2017	5	18	8,166	7.80	181	104,646	4,098	4,068	50.18	49.82
12	14	2017	5	16	8,163	7.80	182	104,646	3,961	4,202	48.52	51.48
11	28	2017	3	17	8,156	7.79	183	104,646	4,065	4,091	49.84	50.16
2	24	2017	6	15	8,155	7.79	184	104,646	4,069	4,086	49.90	50.10
5	11	2017	5	17	8,153	7.79	185	104,646	3,916	4,237	48.03	51.97
4	18	2017	3	18	8,152	7.79	186	104,646	3,993	4,159	48.98	51.02
5	16	2017	3	18	8,152	7.79	187	104,646	3,927	4,225	48.17	51.83
2	28	2017	3	8	8,151	7.79	188	104,646	4,277	3,874	52.47	47.53
5	26	2017	6	13	8,151	7.79	189	104,646	3,996	4,155	49.02	50.98
12	21	2017	5	15	8,151	7.79	190	104,646	4,023	4,128	49.36	50.64
3	24	2017	6	17	8,150	7.79	191	104,646	4,059	4,091	49.80	50.20
4	4	2017	3	17	8,149	7.79	192	104,646	4,132	4,017	50.71	49.29
11	25	2017	7	15	8,141	7.78	193	104,646	4,232	3,909	51.98	48.02
4	28	2017	6	15	8,140	7.78	194	104,646	4,063	4,077	49.91	50.09
11	10	2017	6	16	8,133	7.77	195	104,646	3,966	4,167	48.76	51.24
11	30	2017	5	17	8,132	7.77	196	104,646	3,979	4,153	48.93	51.07
5	26	2017	6	16	8,131	7.77	197	104,646	3,887	4,244	47.80	52.20
11	27	2017	2	17	8,128	7.77	198	104,646	3,998	4,130	49.19	50.81
1	13	2017	6	16	8,127	7.77	199	104,646	3,902	4,225	48.01	51.99
5	18	2017	5	8	8,127	7.77	200	104,646	4,219	3,908	51.91	48.09



**AADT= 647      K 30 FACTOR= 12.98      K 100 FACTOR= 11.59      K 200 FACTOR= 10.66      D 30 FACTOR= 51.19**



MO	DY	YR	DAY OF WK	HR	HR VOL	PERCENT OF AADT	HOUR NUMBER	AADT	NORTH VOLUME	SOUTH VOLUME	PERCENT NORTH IS OF TOTAL VOLUME	PERCENT SOUTH IS OF TOTAL VOLUME
5	26	2017	6	17	109	16.85	1	647	57	52	52.29	47.71
8	20	2017	1	13	106	16.38	2	647	46	60	43.40	56.60
8	13	2017	1	13	104	16.07	3	647	37	67	35.58	64.42
8	20	2017	1	14	101	15.61	4	647	39	62	38.61	61.39
10	22	2017	1	16	100	15.46	5	647	30	70	30.00	70.00
7	16	2017	1	13	97	14.99	6	647	44	53	45.36	54.64
7	21	2017	6	15	95	14.68	7	647	54	41	56.84	43.16
8	13	2017	1	19	93	14.37	8	647	27	66	29.03	70.97
5	29	2017	2	12	92	14.22	9	647	32	60	34.78	65.22
9	1	2017	6	18	92	14.22	10	647	38	54	41.30	58.70
10	20	2017	6	12	92	14.22	11	647	50	42	54.35	45.65
8	20	2017	1	15	91	14.06	12	647	30	61	32.97	67.03
10	13	2017	6	18	91	14.06	13	647	57	34	62.64	37.36
10	13	2017	6	14	90	13.91	14	647	58	32	64.44	35.56
9	4	2017	2	15	89	13.76	15	647	21	68	23.60	76.40
10	20	2017	6	14	89	13.76	16	647	39	50	43.82	56.18

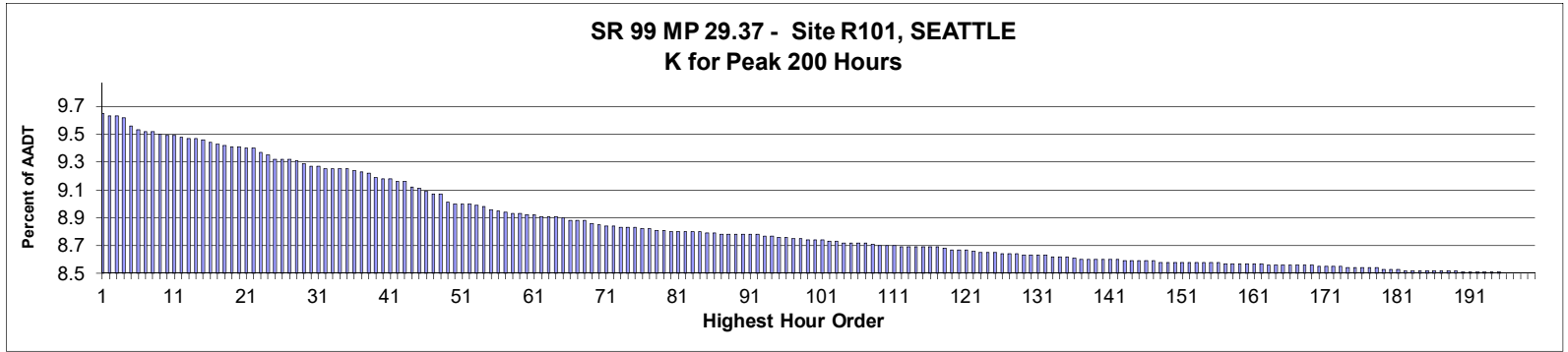


MO	DY	YR	DAY OF WK	HR	HR VOL	PERCENT OF AADT	HOUR NUMBER	AADT	NORTH VOLUME	SOUTH VOLUME	PERCENT NORTH IS OF TOTAL VOLUME	PERCENT SOUTH IS OF TOTAL VOLUME
8	13	2017	1	17	88	13.60	17	647	33	55	37.50	62.50
8	11	2017	6	16	87	13.45	18	647	51	36	58.62	41.38
8	13	2017	1	12	87	13.45	19	647	42	45	48.28	51.72
8	13	2017	1	16	87	13.45	20	647	30	57	34.48	65.52
8	18	2017	6	15	87	13.45	21	647	43	44	49.43	50.57
9	4	2017	2	14	87	13.45	22	647	33	54	37.93	62.07
9	2	2017	7	12	86	13.29	23	647	51	35	59.30	40.70
10	22	2017	1	14	86	13.29	24	647	18	68	20.93	79.07
5	29	2017	2	14	85	13.14	25	647	26	59	30.59	69.41
8	12	2017	7	16	85	13.14	26	647	49	36	57.65	42.35
8	13	2017	1	20	85	13.14	27	647	23	62	27.06	72.94
10	13	2017	6	16	85	13.14	28	647	52	33	61.18	38.82
5	21	2017	1	18	84	12.98	29	647	56	28	66.67	33.33
7	16	2017	1	12	84	12.98	30	647	43	41	51.19	48.81
7	16	2017	1	15	84	12.98	31	647	36	48	42.86	57.14
7	21	2017	6	14	84	12.98	32	647	35	49	41.67	58.33
10	15	2017	1	16	84	12.98	33	647	27	57	32.14	67.86
5	25	2017	5	12	83	12.83	34	647	41	42	49.40	50.60
5	26	2017	6	18	83	12.83	35	647	34	49	40.96	59.04
5	29	2017	2	15	83	12.83	36	647	23	60	27.71	72.29
10	15	2017	1	15	83	12.83	37	647	24	59	28.92	71.08
10	15	2017	1	17	83	12.83	38	647	33	50	39.76	60.24
5	7	2017	1	15	82	12.67	39	647	38	44	46.34	53.66
7	14	2017	6	15	82	12.67	40	647	37	45	45.12	54.88
7	16	2017	1	14	82	12.67	41	647	39	43	47.56	52.44
7	30	2017	1	14	82	12.67	42	647	21	61	25.61	74.39
8	6	2017	1	16	82	12.67	43	647	41	41	50.00	50.00
8	10	2017	5	12	82	12.67	44	647	37	45	45.12	54.88
8	13	2017	1	15	82	12.67	45	647	31	51	37.80	62.20
8	20	2017	1	12	82	12.67	46	647	33	49	40.24	59.76
8	27	2017	1	12	82	12.67	47	647	51	31	62.20	37.80
6	25	2017	1	15	81	12.52	48	647	43	38	53.09	46.91
10	13	2017	6	12	81	12.52	49	647	51	30	62.96	37.04
5	7	2017	1	16	80	12.36	50	647	26	54	32.50	67.50
5	28	2017	1	19	80	12.36	51	647	41	39	51.25	48.75
6	18	2017	1	13	80	12.36	52	647	40	40	50.00	50.00
7	1	2017	7	14	80	12.36	53	647	49	31	61.25	38.75
7	23	2017	1	16	80	12.36	54	647	37	43	46.25	53.75
8	10	2017	5	14	80	12.36	55	647	42	38	52.50	47.50
8	22	2017	3	17	80	12.36	56	647	49	31	61.25	38.75
9	1	2017	6	17	80	12.36	57	647	46	34	57.50	42.50
9	4	2017	2	13	80	12.36	58	647	23	57	28.75	71.25
5	29	2017	2	13	79	12.21	59	647	18	61	22.78	77.22
6	25	2017	1	17	79	12.21	60	647	39	40	49.37	50.63
8	10	2017	5	15	79	12.21	61	647	42	37	53.16	46.84
8	10	2017	5	16	79	12.21	62	647	39	40	49.37	50.63
9	1	2017	6	14	79	12.21	63	647	34	45	43.04	56.96
10	13	2017	6	13	79	12.21	64	647	44	35	55.70	44.30
7	23	2017	1	15	78	12.06	65	647	27	51	34.62	65.38
7	29	2017	7	15	78	12.06	66	647	42	36	53.85	46.15
8	11	2017	6	14	78	12.06	67	647	41	37	52.56	47.44

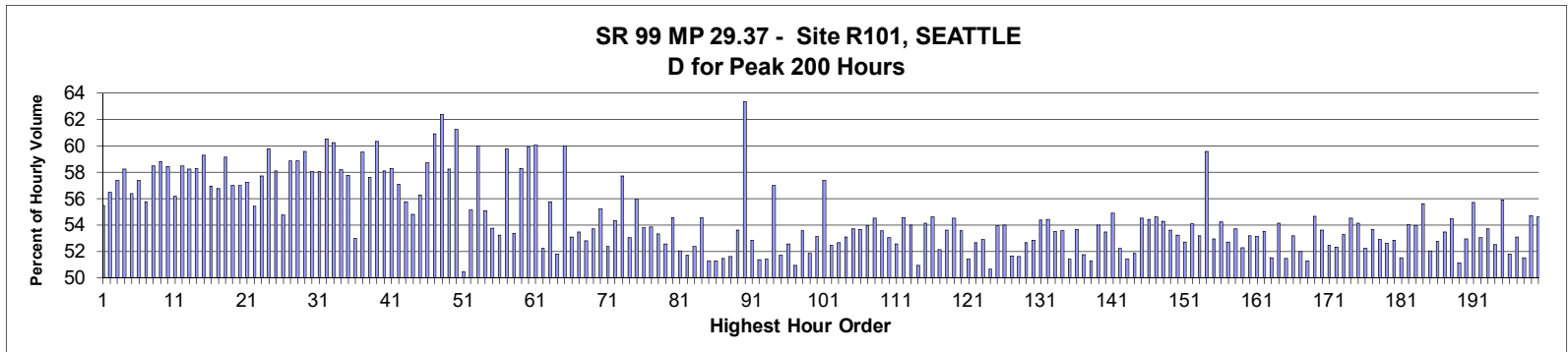
MO	DY	YR	DAY OF WK	HR	HR VOL	PERCENT OF AADT	HOUR NUMBER	AADT	NORTH VOLUME	SOUTH VOLUME	PERCENT NORTH IS OF TOTAL VOLUME	PERCENT SOUTH IS OF TOTAL VOLUME
8	11	2017	6	15	78	12.06	68	647	51	27	65.38	34.62
10	13	2017	6	15	78	12.06	69	647	41	37	52.56	47.44
10	13	2017	6	17	78	12.06	70	647	42	36	53.85	46.15
10	22	2017	1	12	78	12.06	71	647	21	57	26.92	73.08
5	12	2017	6	19	77	11.90	72	647	35	42	45.45	54.55
7	16	2017	1	16	77	11.90	73	647	26	51	33.77	66.23
7	28	2017	6	14	77	11.90	74	647	35	42	45.45	54.55
8	11	2017	6	17	77	11.90	75	647	48	29	62.34	37.66
8	19	2017	7	16	77	11.90	76	647	26	51	33.77	66.23
8	25	2017	6	17	77	11.90	77	647	36	41	46.75	53.25
10	20	2017	6	17	77	11.90	78	647	48	29	62.34	37.66
11	1	2017	4	14	77	11.90	79	647	19	58	24.68	75.32
5	21	2017	1	16	76	11.75	80	647	36	40	47.37	52.63
5	27	2017	7	11	76	11.75	81	647	39	37	51.32	48.68
5	29	2017	2	16	76	11.75	82	647	27	49	35.53	64.47
7	9	2017	1	15	76	11.75	83	647	25	51	32.89	67.11
8	4	2017	6	15	76	11.75	84	647	15	61	19.74	80.26
8	13	2017	1	11	76	11.75	85	647	33	43	43.42	56.58
10	22	2017	1	13	76	11.75	86	647	26	50	34.21	65.79
5	13	2017	7	11	75	11.59	87	647	34	41	45.33	54.67
6	2	2017	6	18	75	11.59	88	647	35	40	46.67	53.33
6	22	2017	5	14	75	11.59	89	647	35	40	46.67	53.33
7	1	2017	7	12	75	11.59	90	647	49	26	65.33	34.67
8	13	2017	1	14	75	11.59	91	647	25	50	33.33	66.67
8	18	2017	6	13	75	11.59	92	647	37	38	49.33	50.67
8	18	2017	6	14	75	11.59	93	647	43	32	57.33	42.67
8	25	2017	6	16	75	11.59	94	647	30	45	40.00	60.00
8	25	2017	6	18	75	11.59	95	647	41	34	54.67	45.33
9	10	2017	1	14	75	11.59	96	647	28	47	37.33	62.67
10	19	2017	5	14	75	11.59	97	647	35	40	46.67	53.33
10	22	2017	1	17	75	11.59	98	647	17	58	22.67	77.33
10	29	2017	1	12	75	11.59	99	647	17	58	22.67	77.33
10	29	2017	1	13	75	11.59	100	647	22	53	29.33	70.67
11	1	2017	4	12	75	11.59	101	647	27	48	36.00	64.00
5	4	2017	5	16	74	11.44	102	647	28	46	37.84	62.16
5	12	2017	6	17	74	11.44	103	647	43	31	58.11	41.89
5	12	2017	6	18	74	11.44	104	647	37	37	50.00	50.00
5	21	2017	1	14	74	11.44	105	647	31	43	41.89	58.11
5	26	2017	6	14	74	11.44	106	647	41	33	55.41	44.59
6	16	2017	6	15	74	11.44	107	647	36	38	48.65	51.35
7	1	2017	7	13	74	11.44	108	647	49	25	66.22	33.78
7	3	2017	2	13	74	11.44	109	647	30	44	40.54	59.46
7	9	2017	1	13	74	11.44	110	647	34	40	45.95	54.05
7	24	2017	2	12	74	11.44	111	647	39	35	52.70	47.30
8	4	2017	6	14	74	11.44	112	647	36	38	48.65	51.35
8	18	2017	6	17	74	11.44	113	647	39	35	52.70	47.30
8	20	2017	1	11	74	11.44	114	647	26	48	35.14	64.86
8	24	2017	5	13	74	11.44	115	647	39	35	52.70	47.30
8	25	2017	6	15	74	11.44	116	647	32	42	43.24	56.76
9	1	2017	6	16	74	11.44	117	647	41	33	55.41	44.59
10	13	2017	6	11	74	11.44	118	647	40	34	54.05	45.95

MO	DY	YR	DAY OF WK	HR	HR VOL	PERCENT OF AADT	HOUR NUMBER	AADT	NORTH VOLUME	SOUTH VOLUME	PERCENT NORTH IS OF TOTAL VOLUME	PERCENT SOUTH IS OF TOTAL VOLUME
10	15	2017	1	13	74	11.44	119	647	26	48	35.14	64.86
11	3	2017	6	15	74	11.44	120	647	24	50	32.43	67.57
5	19	2017	6	12	73	11.28	121	647	45	28	61.64	38.36
5	26	2017	6	16	73	11.28	122	647	39	34	53.42	46.58
5	26	2017	6	19	73	11.28	123	647	53	20	72.60	27.40
5	29	2017	2	11	73	11.28	124	647	32	41	43.84	56.16
6	2	2017	6	15	73	11.28	125	647	38	35	52.05	47.95
6	18	2017	1	14	73	11.28	126	647	31	42	42.47	57.53
6	25	2017	1	12	73	11.28	127	647	24	49	32.88	67.12
6	30	2017	6	13	73	11.28	128	647	45	28	61.64	38.36
7	14	2017	6	14	73	11.28	129	647	38	35	52.05	47.95
8	11	2017	6	12	73	11.28	130	647	35	38	47.95	52.05
8	13	2017	1	18	73	11.28	131	647	25	48	34.25	65.75
8	19	2017	7	13	73	11.28	132	647	33	40	45.21	54.79
8	22	2017	3	15	73	11.28	133	647	42	31	57.53	42.47
10	6	2017	6	17	73	11.28	134	647	35	38	47.95	52.05
10	15	2017	1	12	73	11.28	135	647	22	51	30.14	69.86
10	27	2017	6	13	73	11.28	136	647	22	51	30.14	69.86
11	1	2017	4	11	73	11.28	137	647	24	49	32.88	67.12
6	4	2017	1	13	72	11.13	138	647	35	37	48.61	51.39
6	25	2017	1	13	72	11.13	139	647	30	42	41.67	58.33
6	25	2017	1	16	72	11.13	140	647	40	32	55.56	44.44
7	7	2017	6	11	72	11.13	141	647	38	34	52.78	47.22
7	9	2017	1	14	72	11.13	142	647	23	49	31.94	68.06
7	14	2017	6	16	72	11.13	143	647	43	29	59.72	40.28
7	15	2017	7	15	72	11.13	144	647	42	30	58.33	41.67
8	14	2017	2	11	72	11.13	145	647	35	37	48.61	51.39
8	14	2017	2	15	72	11.13	146	647	30	42	41.67	58.33
10	20	2017	6	16	72	11.13	147	647	32	40	44.44	55.56
10	25	2017	4	12	72	11.13	148	647	26	46	36.11	63.89
10	27	2017	6	11	72	11.13	149	647	24	48	33.33	66.67
10	27	2017	6	17	72	11.13	150	647	26	46	36.11	63.89
11	13	2017	2	12	72	11.13	151	647	30	42	41.67	58.33
5	14	2017	1	16	71	10.97	152	647	26	45	36.62	63.38
5	20	2017	7	11	71	10.97	153	647	20	51	28.17	71.83
6	2	2017	6	16	71	10.97	154	647	40	31	56.34	43.66
6	9	2017	6	16	71	10.97	155	647	30	41	42.25	57.75
6	18	2017	1	17	71	10.97	156	647	36	35	50.70	49.30
6	23	2017	6	17	71	10.97	157	647	43	28	60.56	39.44
6	30	2017	6	16	71	10.97	158	647	42	29	59.15	40.85
7	7	2017	6	17	71	10.97	159	647	44	27	61.97	38.03
7	24	2017	2	14	71	10.97	160	647	34	37	47.89	52.11
8	3	2017	5	16	71	10.97	161	647	38	33	53.52	46.48
8	18	2017	6	12	71	10.97	162	647	33	38	46.48	53.52
8	19	2017	7	15	71	10.97	163	647	24	47	33.80	66.20
8	23	2017	4	17	71	10.97	164	647	34	37	47.89	52.11
8	25	2017	6	14	71	10.97	165	647	30	41	42.25	57.75
9	22	2017	6	17	71	10.97	166	647	36	35	50.70	49.30
10	7	2017	7	10	71	10.97	167	647	19	52	26.76	73.24
10	20	2017	6	11	71	10.97	168	647	29	42	40.85	59.15
5	24	2017	4	16	70	10.82	169	647	32	38	45.71	54.29

MO	DY	YR	DAY OF WK	HR	HR VOL	PERCENT OF AADT	HOUR NUMBER	AADT	NORTH VOLUME	SOUTH VOLUME	PERCENT NORTH IS OF TOTAL VOLUME	PERCENT SOUTH IS OF TOTAL VOLUME
6	18	2017	1	16	70	10.82	170	647	39	31	55.71	44.29
6	19	2017	2	14	70	10.82	171	647	32	38	45.71	54.29
7	7	2017	6	13	70	10.82	172	647	40	30	57.14	42.86
7	23	2017	1	13	70	10.82	173	647	27	43	38.57	61.43
7	28	2017	6	12	70	10.82	174	647	36	34	51.43	48.57
8	11	2017	6	18	70	10.82	175	647	41	29	58.57	41.43
8	12	2017	7	15	70	10.82	176	647	36	34	51.43	48.57
8	22	2017	3	14	70	10.82	177	647	42	28	60.00	40.00
9	1	2017	6	19	70	10.82	178	647	42	28	60.00	40.00
9	4	2017	2	12	70	10.82	179	647	25	45	35.71	64.29
9	20	2017	4	16	70	10.82	180	647	28	42	40.00	60.00
9	29	2017	6	16	70	10.82	181	647	37	33	52.86	47.14
9	29	2017	6	18	70	10.82	182	647	35	35	50.00	50.00
10	6	2017	6	15	70	10.82	183	647	33	37	47.14	52.86
10	20	2017	6	13	70	10.82	184	647	31	39	44.29	55.71
10	23	2017	2	10	70	10.82	185	647	22	48	31.43	68.57
10	27	2017	6	10	70	10.82	186	647	24	46	34.29	65.71
10	27	2017	6	12	70	10.82	187	647	30	40	42.86	57.14
10	28	2017	7	11	70	10.82	188	647	27	43	38.57	61.43
11	1	2017	4	13	70	10.82	189	647	16	54	22.86	77.14
5	14	2017	1	15	69	10.66	190	647	29	40	42.03	57.97
5	19	2017	6	15	69	10.66	191	647	29	40	42.03	57.97
5	19	2017	6	18	69	10.66	192	647	40	29	57.97	42.03
7	9	2017	1	11	69	10.66	193	647	29	40	42.03	57.97
7	13	2017	5	15	69	10.66	194	647	29	40	42.03	57.97
7	14	2017	6	13	69	10.66	195	647	40	29	57.97	42.03
8	3	2017	5	11	69	10.66	196	647	29	40	42.03	57.97
8	14	2017	2	12	69	10.66	197	647	27	42	39.13	60.87
8	17	2017	5	13	69	10.66	198	647	29	40	42.03	57.97
8	17	2017	5	17	69	10.66	199	647	38	31	55.07	44.93
9	22	2017	6	18	69	10.66	200	647	30	39	43.48	56.52



**AADT= 66,365**     
**K 30 FACTOR= 9.30**     
**K 100 FACTOR= 8.77**     
**K 200 FACTOR= 8.53**     
**D 30 FACTOR= 58.04**



MO	DY	YR	DAY OF WK	HR	HR VOL	PERCENT OF AADT	HOUR NUMBER	AADT	NORTH VOLUME	SOUTH VOLUME	PERCENT NORTH IS OF TOTAL VOLUME	PERCENT SOUTH IS OF TOTAL VOLUME
5	4	2017	5	16	6,425	9.68	1	66,365	2,862	3,563	44.54	55.46
5	9	2017	3	17	6,414	9.66	2	66,365	2,792	3,622	43.53	56.47
8	3	2017	5	16	6,411	9.66	3	66,365	2,731	3,680	42.60	57.40
5	3	2017	4	17	6,401	9.65	4	66,365	2,674	3,727	41.77	58.23
5	23	2017	3	16	6,365	9.59	5	66,365	2,776	3,589	43.61	56.39
5	3	2017	4	16	6,344	9.56	6	66,365	2,705	3,639	42.64	57.36
5	22	2017	2	16	6,337	9.55	7	66,365	2,804	3,533	44.25	55.75
8	1	2017	3	17	6,335	9.55	8	66,365	2,630	3,705	41.52	58.48
8	22	2017	3	18	6,325	9.53	9	66,365	2,604	3,721	41.17	58.83
6	7	2017	4	17	6,319	9.52	10	66,365	2,627	3,692	41.57	58.43
8	8	2017	3	16	6,315	9.52	11	66,365	2,767	3,548	43.82	56.18
5	22	2017	2	17	6,309	9.51	12	66,365	2,619	3,690	41.51	58.49
8	7	2017	2	17	6,307	9.50	13	66,365	2,633	3,674	41.75	58.25
8	28	2017	2	17	6,303	9.50	14	66,365	2,630	3,673	41.73	58.27
8	8	2017	3	17	6,295	9.49	15	66,365	2,562	3,733	40.70	59.30
6	7	2017	4	16	6,288	9.47	16	66,365	2,706	3,582	43.03	56.97

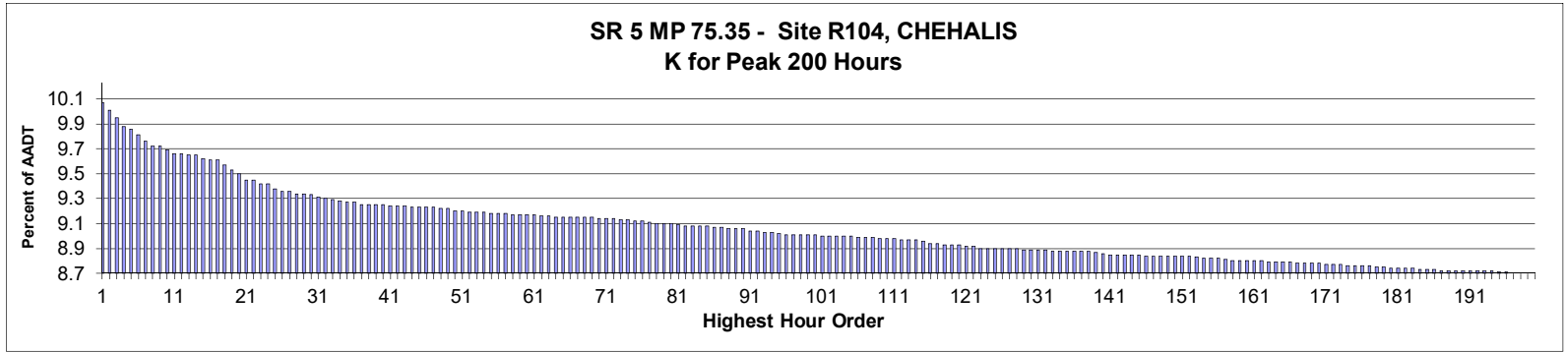
MO	DY	YR	DAY OF WK	HR	HR VOL	PERCENT OF AADT	HOUR NUMBER	AADT	NORTH VOLUME	SOUTH VOLUME	PERCENT NORTH IS OF TOTAL VOLUME	PERCENT SOUTH IS OF TOTAL VOLUME
8	9	2017	4	17	6,278	9.46	17	66,365	2,715	3,563	43.25	56.75
8	2	2017	4	17	6,274	9.45	18	66,365	2,563	3,711	40.85	59.15
5	19	2017	6	17	6,266	9.44	19	66,365	2,693	3,573	42.98	57.02
5	26	2017	6	16	6,264	9.44	20	66,365	2,693	3,571	42.99	57.01
5	10	2017	4	17	6,258	9.43	21	66,365	2,676	3,582	42.76	57.24
4	19	2017	4	17	6,255	9.43	22	66,365	2,788	3,467	44.57	55.43
8	22	2017	3	16	6,238	9.40	23	66,365	2,637	3,601	42.27	57.73
6	7	2017	4	18	6,228	9.38	24	66,365	2,505	3,723	40.22	59.78
5	23	2017	3	17	6,204	9.35	25	66,365	2,598	3,606	41.88	58.12
8	4	2017	6	15	6,203	9.35	26	66,365	2,805	3,398	45.22	54.78
8	3	2017	5	17	6,202	9.35	27	66,365	2,550	3,652	41.12	58.88
8	22	2017	3	17	6,201	9.34	28	66,365	2,552	3,649	41.15	58.85
8	29	2017	3	17	6,185	9.32	29	66,365	2,499	3,686	40.40	59.60
8	28	2017	2	16	6,172	9.30	30	66,365	2,590	3,582	41.96	58.04
8	2	2017	4	16	6,171	9.30	31	66,365	2,588	3,583	41.94	58.06
5	23	2017	3	18	6,160	9.28	32	66,365	2,432	3,728	39.48	60.52
8	8	2017	3	18	6,160	9.28	33	66,365	2,448	3,712	39.74	60.26
6	23	2017	6	17	6,159	9.28	34	66,365	2,575	3,584	41.81	58.19
8	4	2017	6	16	6,158	9.28	35	66,365	2,602	3,556	42.25	57.75
8	9	2017	4	16	6,150	9.27	36	66,365	2,890	3,260	46.99	53.01
8	3	2017	5	18	6,143	9.26	37	66,365	2,485	3,658	40.45	59.55
8	7	2017	2	18	6,137	9.25	38	66,365	2,601	3,536	42.38	57.62
8	2	2017	4	18	6,116	9.22	39	66,365	2,425	3,691	39.65	60.35
8	9	2017	4	18	6,112	9.21	40	66,365	2,562	3,550	41.92	58.08
8	29	2017	3	16	6,110	9.21	41	66,365	2,549	3,561	41.72	58.28
8	11	2017	6	17	6,101	9.19	42	66,365	2,618	3,483	42.91	57.09
5	19	2017	6	16	6,099	9.19	43	66,365	2,697	3,402	44.22	55.78
6	28	2017	4	17	6,071	9.15	44	66,365	2,743	3,328	45.18	54.82
8	3	2017	5	15	6,066	9.14	45	66,365	2,652	3,414	43.72	56.28
8	1	2017	3	16	6,053	9.12	46	66,365	2,498	3,555	41.27	58.73
8	1	2017	3	18	6,040	9.10	47	66,365	2,360	3,680	39.07	60.93
8	28	2017	2	18	6,037	9.10	48	66,365	2,270	3,767	37.60	62.40
8	10	2017	5	17	6,002	9.04	49	66,365	2,507	3,495	41.77	58.23
5	22	2017	2	18	5,994	9.03	50	66,365	2,323	3,671	38.76	61.24
5	17	2017	4	16	5,993	9.03	51	66,365	2,970	3,023	49.56	50.44
5	10	2017	4	16	5,992	9.03	52	66,365	2,689	3,303	44.88	55.12
8	4	2017	6	17	5,989	9.02	53	66,365	2,395	3,594	39.99	60.01
8	16	2017	4	17	5,979	9.01	54	66,365	2,684	3,295	44.89	55.11
3	21	2017	3	17	5,969	8.99	55	66,365	2,760	3,209	46.24	53.76
6	13	2017	3	17	5,960	8.98	56	66,365	2,788	3,172	46.78	53.22
5	26	2017	6	17	5,953	8.97	57	66,365	2,396	3,557	40.25	59.75
6	28	2017	4	16	5,947	8.96	58	66,365	2,773	3,174	46.63	53.37
8	11	2017	6	16	5,947	8.96	59	66,365	2,480	3,467	41.70	58.30
8	4	2017	6	18	5,942	8.95	60	66,365	2,382	3,560	40.09	59.91
5	3	2017	4	18	5,938	8.95	61	66,365	2,371	3,567	39.93	60.07
4	13	2017	5	17	5,933	8.94	62	66,365	2,834	3,099	47.77	52.23
6	23	2017	6	16	5,933	8.94	63	66,365	2,626	3,307	44.26	55.74
3	30	2017	5	16	5,932	8.94	64	66,365	2,858	3,074	48.18	51.82
8	10	2017	5	18	5,928	8.93	65	66,365	2,372	3,556	40.01	59.99
9	20	2017	4	17	5,915	8.91	66	66,365	2,774	3,141	46.90	53.10
3	28	2017	3	17	5,914	8.91	67	66,365	2,752	3,162	46.53	53.47

MO	DY	YR	DAY OF WK	HR	HR VOL	PERCENT OF AADT	HOUR NUMBER	AADT	NORTH VOLUME	SOUTH VOLUME	PERCENT NORTH IS OF TOTAL VOLUME	PERCENT SOUTH IS OF TOTAL VOLUME
11	1	2017	4	17	5,911	8.91	68	66,365	2,790	3,121	47.20	52.80
8	16	2017	4	16	5,899	8.89	69	66,365	2,730	3,169	46.28	53.72
8	15	2017	3	17	5,894	8.88	70	66,365	2,638	3,256	44.76	55.24
5	2	2017	3	17	5,887	8.87	71	66,365	2,804	3,083	47.63	52.37
5	9	2017	3	16	5,885	8.87	72	66,365	2,688	3,197	45.68	54.32
5	26	2017	6	15	5,883	8.86	73	66,365	2,488	3,395	42.29	57.71
6	12	2017	2	17	5,882	8.86	74	66,365	2,762	3,120	46.96	53.04
6	7	2017	4	15	5,881	8.86	75	66,365	2,590	3,291	44.04	55.96
3	30	2017	5	17	5,873	8.85	76	66,365	2,712	3,161	46.18	53.82
5	16	2017	3	17	5,870	8.85	77	66,365	2,708	3,162	46.13	53.87
4	6	2017	5	17	5,866	8.84	78	66,365	2,738	3,128	46.68	53.32
5	31	2017	4	17	5,865	8.84	79	66,365	2,781	3,084	47.42	52.58
3	15	2017	4	17	5,860	8.83	80	66,365	2,663	3,197	45.44	54.56
3	22	2017	4	16	5,859	8.83	81	66,365	2,810	3,049	47.96	52.04
4	26	2017	4	16	5,858	8.83	82	66,365	2,828	3,030	48.28	51.72
5	25	2017	5	16	5,858	8.83	83	66,365	2,791	3,067	47.64	52.36
5	11	2017	5	18	5,857	8.83	84	66,365	2,662	3,195	45.45	54.55
5	18	2017	5	16	5,856	8.82	85	66,365	2,853	3,003	48.72	51.28
6	20	2017	3	16	5,851	8.82	86	66,365	2,851	3,000	48.73	51.27
4	27	2017	5	16	5,850	8.81	87	66,365	2,841	3,009	48.56	51.44
5	5	2017	6	16	5,850	8.81	88	66,365	2,831	3,019	48.39	51.61
5	24	2017	4	17	5,848	8.81	89	66,365	2,712	3,136	46.37	53.63
8	29	2017	3	18	5,848	8.81	90	66,365	2,144	3,704	36.66	63.34
4	27	2017	5	17	5,844	8.81	91	66,365	2,754	3,090	47.13	52.87
6	5	2017	2	16	5,844	8.81	92	66,365	2,841	3,003	48.61	51.39
6	1	2017	5	16	5,842	8.80	93	66,365	2,838	3,004	48.58	51.42
8	2	2017	4	15	5,839	8.80	94	66,365	2,510	3,329	42.99	57.01
5	31	2017	4	16	5,835	8.79	95	66,365	2,818	3,017	48.29	51.71
10	4	2017	4	17	5,831	8.79	96	66,365	2,767	3,064	47.45	52.55
6	13	2017	3	16	5,830	8.78	97	66,365	2,861	2,969	49.07	50.93
5	17	2017	4	17	5,825	8.78	98	66,365	2,706	3,119	46.45	53.55
3	16	2017	5	16	5,822	8.77	99	66,365	2,804	3,018	48.16	51.84
4	19	2017	4	16	5,822	8.77	100	66,365	2,728	3,094	46.86	53.14
4	10	2017	2	17	5,819	8.77	101	66,365	2,479	3,340	42.60	57.40
2	14	2017	3	17	5,816	8.76	102	66,365	2,764	3,052	47.52	52.48
1	27	2017	6	17	5,815	8.76	103	66,365	2,754	3,061	47.36	52.64
10	5	2017	5	16	5,808	8.75	104	66,365	2,724	3,084	46.90	53.10
3	16	2017	5	17	5,806	8.75	105	66,365	2,687	3,119	46.28	53.72
9	12	2017	3	17	5,806	8.75	106	66,365	2,690	3,116	46.33	53.67
12	12	2017	3	17	5,805	8.75	107	66,365	2,673	3,132	46.05	53.95
3	30	2017	5	18	5,800	8.74	108	66,365	2,638	3,162	45.48	54.52
9	14	2017	5	17	5,794	8.73	109	66,365	2,691	3,103	46.44	53.56
9	22	2017	6	17	5,793	8.73	110	66,365	2,719	3,074	46.94	53.06
9	21	2017	5	17	5,791	8.73	111	66,365	2,746	3,045	47.42	52.58
6	8	2017	5	17	5,789	8.72	112	66,365	2,630	3,159	45.43	54.57
4	3	2017	2	17	5,788	8.72	113	66,365	2,662	3,126	45.99	54.01
6	26	2017	2	16	5,788	8.72	114	66,365	2,841	2,947	49.08	50.92
3	23	2017	5	17	5,786	8.72	115	66,365	2,653	3,133	45.85	54.15
4	25	2017	3	17	5,786	8.72	116	66,365	2,625	3,161	45.37	54.63
9	22	2017	6	16	5,784	8.72	117	66,365	2,770	3,014	47.89	52.11
12	20	2017	4	17	5,781	8.71	118	66,365	2,683	3,098	46.41	53.59

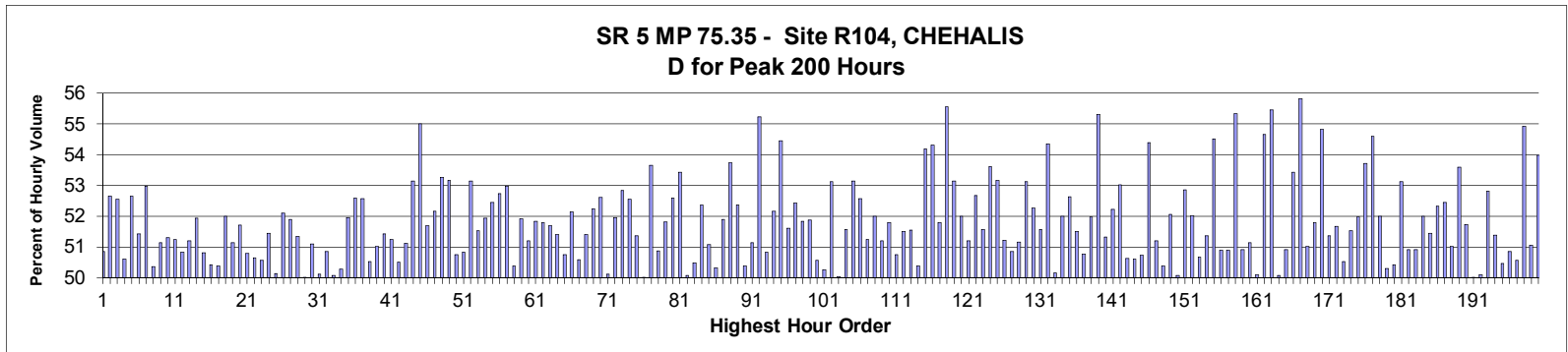
MO	DY	YR	DAY OF WK	HR	HR VOL	PERCENT OF AADT	HOUR NUMBER	AADT	NORTH VOLUME	SOUTH VOLUME	PERCENT NORTH IS OF TOTAL VOLUME	PERCENT SOUTH IS OF TOTAL VOLUME
10	31	2017	3	17	5,777	8.70	119	66,365	2,627	3,150	45.47	54.53
2	1	2017	4	17	5,771	8.70	120	66,365	2,681	3,090	46.46	53.54
12	14	2017	5	16	5,771	8.70	121	66,365	2,803	2,968	48.57	51.43
6	14	2017	4	16	5,768	8.69	122	66,365	2,730	3,038	47.33	52.67
6	8	2017	5	16	5,760	8.68	123	66,365	2,713	3,047	47.10	52.90
3	29	2017	4	16	5,759	8.68	124	66,365	2,842	2,917	49.35	50.65
5	18	2017	5	17	5,759	8.68	125	66,365	2,652	3,107	46.05	53.95
2	16	2017	5	17	5,757	8.67	126	66,365	2,649	3,108	46.01	53.99
3	23	2017	5	16	5,756	8.67	127	66,365	2,784	2,972	48.37	51.63
3	31	2017	6	16	5,753	8.67	128	66,365	2,784	2,969	48.39	51.61
5	11	2017	5	16	5,749	8.66	129	66,365	2,722	3,027	47.35	52.65
9	14	2017	5	16	5,748	8.66	130	66,365	2,710	3,038	47.15	52.85
6	14	2017	4	17	5,747	8.66	131	66,365	2,621	3,126	45.61	54.39
10	11	2017	4	17	5,746	8.66	132	66,365	2,618	3,128	45.56	54.44
12	13	2017	4	17	5,743	8.65	133	66,365	2,670	3,073	46.49	53.51
4	28	2017	6	17	5,742	8.65	134	66,365	2,667	3,075	46.45	53.55
6	27	2017	3	16	5,738	8.65	135	66,365	2,788	2,950	48.59	51.41
9	25	2017	2	17	5,737	8.64	136	66,365	2,658	3,079	46.33	53.67
4	21	2017	6	16	5,730	8.63	137	66,365	2,766	2,964	48.27	51.73
6	21	2017	4	16	5,730	8.63	138	66,365	2,792	2,938	48.73	51.27
3	27	2017	2	17	5,729	8.63	139	66,365	2,635	3,094	45.99	54.01
5	16	2017	3	16	5,729	8.63	140	66,365	2,666	3,063	46.54	53.46
3	1	2017	4	17	5,726	8.63	141	66,365	2,581	3,145	45.08	54.92
8	31	2017	5	16	5,726	8.63	142	66,365	2,736	2,990	47.78	52.22
9	29	2017	6	16	5,723	8.62	143	66,365	2,781	2,942	48.59	51.41
4	28	2017	6	16	5,722	8.62	144	66,365	2,756	2,966	48.16	51.84
5	11	2017	5	17	5,721	8.62	145	66,365	2,602	3,119	45.48	54.52
8	30	2017	4	17	5,721	8.62	146	66,365	2,609	3,112	45.60	54.40
3	23	2017	5	18	5,718	8.62	147	66,365	2,595	3,123	45.38	54.62
9	27	2017	4	17	5,716	8.61	148	66,365	2,614	3,102	45.73	54.27
4	7	2017	6	17	5,715	8.61	149	66,365	2,652	3,063	46.40	53.60
11	14	2017	3	17	5,714	8.61	150	66,365	2,673	3,041	46.78	53.22
5	24	2017	4	16	5,713	8.61	151	66,365	2,701	3,012	47.28	52.72
6	9	2017	6	16	5,713	8.61	152	66,365	2,622	3,091	45.90	54.10
2	2	2017	5	17	5,712	8.61	153	66,365	2,675	3,037	46.83	53.17
6	23	2017	6	18	5,712	8.61	154	66,365	2,308	3,404	40.41	59.59
2	13	2017	2	17	5,711	8.61	155	66,365	2,687	3,024	47.05	52.95
6	29	2017	5	17	5,711	8.61	156	66,365	2,613	3,098	45.75	54.25
11	22	2017	4	16	5,710	8.60	157	66,365	2,700	3,010	47.29	52.71
4	20	2017	5	17	5,709	8.60	158	66,365	2,644	3,065	46.31	53.69
2	17	2017	6	16	5,708	8.60	159	66,365	2,724	2,984	47.72	52.28
9	5	2017	3	17	5,707	8.60	160	66,365	2,671	3,036	46.80	53.20
10	20	2017	6	17	5,707	8.60	161	66,365	2,674	3,033	46.85	53.15
9	13	2017	4	17	5,705	8.60	162	66,365	2,652	3,053	46.49	53.51
12	15	2017	6	16	5,704	8.59	163	66,365	2,766	2,938	48.49	51.51
8	23	2017	4	17	5,701	8.59	164	66,365	2,615	3,086	45.87	54.13
10	12	2017	5	16	5,701	8.59	165	66,365	2,768	2,933	48.55	51.45
3	2	2017	5	17	5,700	8.59	166	66,365	2,669	3,031	46.82	53.18
4	6	2017	5	16	5,699	8.59	167	66,365	2,737	2,962	48.03	51.97
1	13	2017	6	16	5,698	8.59	168	66,365	2,776	2,922	48.72	51.28
4	12	2017	4	17	5,698	8.59	169	66,365	2,584	3,114	45.35	54.65



MO	DY	YR	DAY OF WK	HR	HR VOL	PERCENT OF AADT	HOUR NUMBER	AADT	NORTH VOLUME	SOUTH VOLUME	PERCENT NORTH IS OF TOTAL VOLUME	PERCENT SOUTH IS OF TOTAL VOLUME
2	23	2017	5	17	5,697	8.58	170	66,365	2,643	3,054	46.39	53.61
8	17	2017	5	16	5,693	8.58	171	66,365	2,706	2,987	47.53	52.47
8	24	2017	5	16	5,693	8.58	172	66,365	2,714	2,979	47.67	52.33
6	12	2017	2	16	5,692	8.58	173	66,365	2,659	3,033	46.71	53.29
5	25	2017	5	17	5,690	8.57	174	66,365	2,588	3,102	45.48	54.52
9	15	2017	6	17	5,690	8.57	175	66,365	2,610	3,080	45.87	54.13
8	15	2017	3	16	5,689	8.57	176	66,365	2,717	2,972	47.76	52.24
11	15	2017	4	17	5,687	8.57	177	66,365	2,634	3,053	46.32	53.68
10	12	2017	5	17	5,685	8.57	178	66,365	2,677	3,008	47.09	52.91
2	10	2017	6	16	5,684	8.56	179	66,365	2,694	2,990	47.40	52.60
8	23	2017	4	16	5,680	8.56	180	66,365	2,677	3,003	47.13	52.87
10	27	2017	6	16	5,680	8.56	181	66,365	2,755	2,925	48.50	51.50
3	28	2017	3	18	5,677	8.55	182	66,365	2,609	3,068	45.96	54.04
5	5	2017	6	17	5,676	8.55	183	66,365	2,614	3,062	46.05	53.95
6	8	2017	5	18	5,675	8.55	184	66,365	2,518	3,157	44.37	55.63
10	13	2017	6	16	5,675	8.55	185	66,365	2,721	2,954	47.95	52.05
3	31	2017	6	17	5,674	8.55	186	66,365	2,681	2,993	47.25	52.75
6	21	2017	4	17	5,674	8.55	187	66,365	2,641	3,033	46.55	53.45
6	5	2017	2	17	5,673	8.55	188	66,365	2,582	3,091	45.51	54.49
11	10	2017	6	16	5,671	8.55	189	66,365	2,771	2,900	48.86	51.14
1	13	2017	6	17	5,669	8.54	190	66,365	2,667	3,002	47.05	52.95
6	1	2017	5	18	5,669	8.54	191	66,365	2,512	3,157	44.31	55.69
11	17	2017	6	17	5,669	8.54	192	66,365	2,663	3,006	46.97	53.03
6	26	2017	2	17	5,667	8.54	193	66,365	2,624	3,043	46.30	53.70
2	24	2017	6	17	5,665	8.54	194	66,365	2,691	2,974	47.50	52.50
4	27	2017	5	18	5,665	8.54	195	66,365	2,499	3,166	44.11	55.89
11	3	2017	6	16	5,663	8.53	196	66,365	2,730	2,933	48.21	51.79
1	26	2017	5	17	5,659	8.53	197	66,365	2,656	3,003	46.93	53.07
6	19	2017	2	16	5,659	8.53	198	66,365	2,744	2,915	48.49	51.51
10	5	2017	5	17	5,659	8.53	199	66,365	2,563	3,096	45.29	54.71
11	15	2017	4	18	5,659	8.53	200	66,365	2,569	3,090	45.40	54.60



**AADT=** 65,916     
**K 30 FACTOR=** 9.30     
**K 100 FACTOR=** 8.98     
**K 200 FACTOR=** 8.67     
**D 30 FACTOR=** 51.10



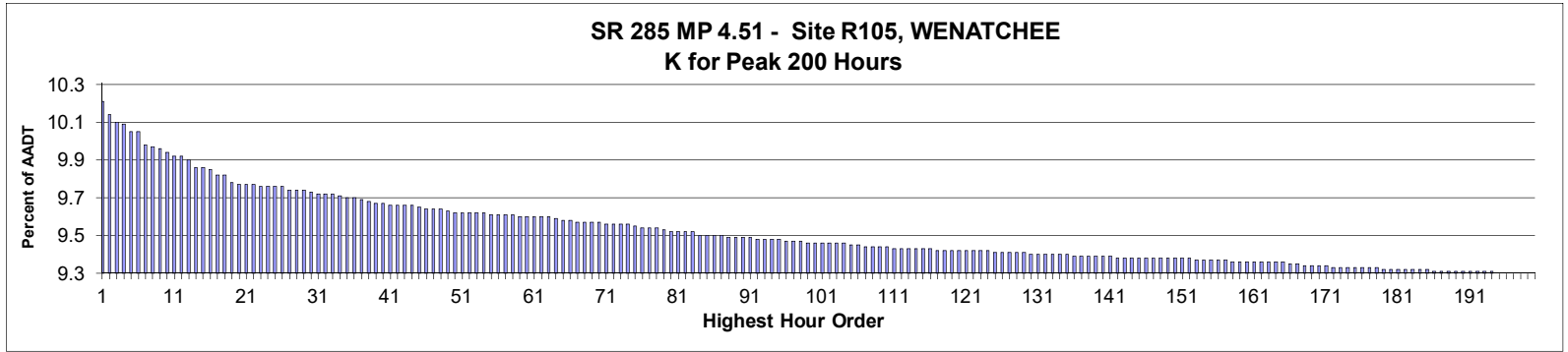
MO	DY	YR	DAY OF WK	HR	HR VOL	PERCENT OF AADT	HOUR NUMBER	AADT	NORTH VOLUME	SOUTH VOLUME	PERCENT NORTH IS OF TOTAL VOLUME	PERCENT SOUTH IS OF TOTAL VOLUME
12	26	2017	3	12	6,615	10.04	1	65,916	3,364	3,251	50.85	49.15
11	25	2017	7	12	6,578	9.98	2	65,916	3,463	3,115	52.65	47.35
11	25	2017	7	13	6,539	9.92	3	65,916	3,436	3,103	52.55	47.45
8	6	2017	1	13	6,492	9.85	4	65,916	3,207	3,285	49.40	50.60
12	23	2017	7	13	6,477	9.83	5	65,916	3,410	3,067	52.65	47.35
8	12	2017	7	12	6,447	9.78	6	65,916	3,316	3,131	51.43	48.57
7	1	2017	7	12	6,415	9.73	7	65,916	3,398	3,017	52.97	47.03
7	30	2017	1	13	6,389	9.69	8	65,916	3,218	3,171	50.37	49.63
12	23	2017	7	12	6,386	9.69	9	65,916	3,265	3,121	51.13	48.87
7	1	2017	7	13	6,368	9.66	10	65,916	3,267	3,101	51.30	48.70
7	16	2017	1	13	6,348	9.63	11	65,916	3,253	3,095	51.24	48.76
7	23	2017	1	14	6,345	9.63	12	65,916	3,225	3,120	50.83	49.17
7	23	2017	1	13	6,344	9.62	13	65,916	3,248	3,096	51.20	48.80
8	6	2017	1	14	6,338	9.62	14	65,916	3,046	3,292	48.06	51.94
8	18	2017	6	15	6,320	9.59	15	65,916	3,109	3,211	49.19	50.81
12	26	2017	3	13	6,318	9.58	16	65,916	3,186	3,132	50.43	49.57

MO	DY	YR	DAY OF WK	HR	HR VOL	PERCENT OF AADT	HOUR NUMBER	AADT	NORTH VOLUME	SOUTH VOLUME	PERCENT NORTH IS OF TOTAL VOLUME	PERCENT SOUTH IS OF TOTAL VOLUME
7	1	2017	7	11	6,314	9.58	17	65,916	3,181	3,133	50.38	49.62
8	11	2017	6	14	6,286	9.54	18	65,916	3,268	3,018	51.99	48.01
11	26	2017	1	13	6,261	9.50	19	65,916	3,201	3,060	51.13	48.87
8	13	2017	1	12	6,239	9.47	20	65,916	3,226	3,013	51.71	48.29
12	23	2017	7	14	6,212	9.42	21	65,916	3,156	3,056	50.80	49.20
9	2	2017	7	12	6,207	9.42	22	65,916	3,143	3,064	50.64	49.36
8	11	2017	6	15	6,190	9.39	23	65,916	3,060	3,130	49.43	50.57
7	14	2017	6	15	6,189	9.39	24	65,916	3,184	3,005	51.45	48.55
11	22	2017	4	15	6,166	9.35	25	65,916	3,075	3,091	49.87	50.13
6	25	2017	1	13	6,152	9.33	26	65,916	3,205	2,947	52.10	47.90
7	30	2017	1	12	6,152	9.33	27	65,916	3,193	2,959	51.90	48.10
6	16	2017	6	15	6,138	9.31	28	65,916	2,987	3,151	48.66	51.34
7	21	2017	6	14	6,135	9.31	29	65,916	3,066	3,069	49.98	50.02
8	25	2017	6	14	6,129	9.30	30	65,916	3,132	2,997	51.10	48.90
8	12	2017	7	11	6,119	9.28	31	65,916	3,067	3,052	50.12	49.88
7	21	2017	6	15	6,109	9.27	32	65,916	3,002	3,107	49.14	50.86
9	2	2017	7	11	6,105	9.26	33	65,916	3,057	3,048	50.07	49.93
7	23	2017	1	15	6,095	9.25	34	65,916	3,031	3,064	49.73	50.27
12	26	2017	3	14	6,092	9.24	35	65,916	2,927	3,165	48.05	51.95
6	18	2017	1	13	6,089	9.24	36	65,916	3,203	2,886	52.60	47.40
11	23	2017	5	11	6,080	9.22	37	65,916	2,883	3,197	47.42	52.58
8	18	2017	6	12	6,079	9.22	38	65,916	3,072	3,007	50.53	49.47
11	23	2017	5	13	6,076	9.22	39	65,916	2,976	3,100	48.98	51.02
9	4	2017	2	13	6,075	9.22	40	65,916	3,124	2,951	51.42	48.58
7	29	2017	7	11	6,074	9.21	41	65,916	3,113	2,961	51.25	48.75
11	24	2017	6	13	6,072	9.21	42	65,916	3,005	3,067	49.49	50.51
7	1	2017	7	14	6,068	9.21	43	65,916	3,102	2,966	51.12	48.88
8	6	2017	1	15	6,067	9.20	44	65,916	2,843	3,224	46.86	53.14
4	8	2017	7	12	6,063	9.20	45	65,916	3,335	2,728	55.01	44.99
7	30	2017	1	14	6,062	9.20	46	65,916	2,928	3,134	48.30	51.70
11	24	2017	6	12	6,061	9.20	47	65,916	2,899	3,162	47.83	52.17
7	14	2017	6	16	6,060	9.19	48	65,916	2,832	3,228	46.73	53.27
10	6	2017	6	16	6,060	9.19	49	65,916	2,838	3,222	46.83	53.17
7	30	2017	1	15	6,047	9.17	50	65,916	2,979	3,068	49.26	50.74
7	29	2017	7	12	6,044	9.17	51	65,916	2,971	3,073	49.16	50.84
8	13	2017	1	15	6,039	9.16	52	65,916	2,829	3,210	46.85	53.15
8	4	2017	6	12	6,038	9.16	53	65,916	3,111	2,927	51.52	48.48
6	23	2017	6	14	6,036	9.16	54	65,916	3,135	2,901	51.94	48.06
8	11	2017	6	13	6,034	9.15	55	65,916	3,165	2,869	52.45	47.55
8	13	2017	1	13	6,033	9.15	56	65,916	2,851	3,182	47.26	52.74
7	2	2017	1	13	6,031	9.15	57	65,916	3,195	2,836	52.98	47.02
8	25	2017	6	15	6,026	9.14	58	65,916	2,990	3,036	49.62	50.38
7	21	2017	6	12	6,024	9.14	59	65,916	3,127	2,897	51.91	48.09
11	23	2017	5	12	6,024	9.14	60	65,916	2,940	3,084	48.80	51.20
8	26	2017	7	11	6,022	9.14	61	65,916	2,900	3,122	48.16	51.84
11	22	2017	4	13	6,020	9.13	62	65,916	3,118	2,902	51.79	48.21
8	11	2017	6	12	6,015	9.13	63	65,916	3,110	2,905	51.70	48.30
8	25	2017	6	16	6,014	9.12	64	65,916	2,922	3,092	48.59	51.41
9	1	2017	6	16	6,014	9.12	65	65,916	2,962	3,052	49.25	50.75
8	25	2017	6	13	6,013	9.12	66	65,916	3,135	2,878	52.14	47.86
8	27	2017	1	15	6,013	9.12	67	65,916	3,042	2,971	50.59	49.41

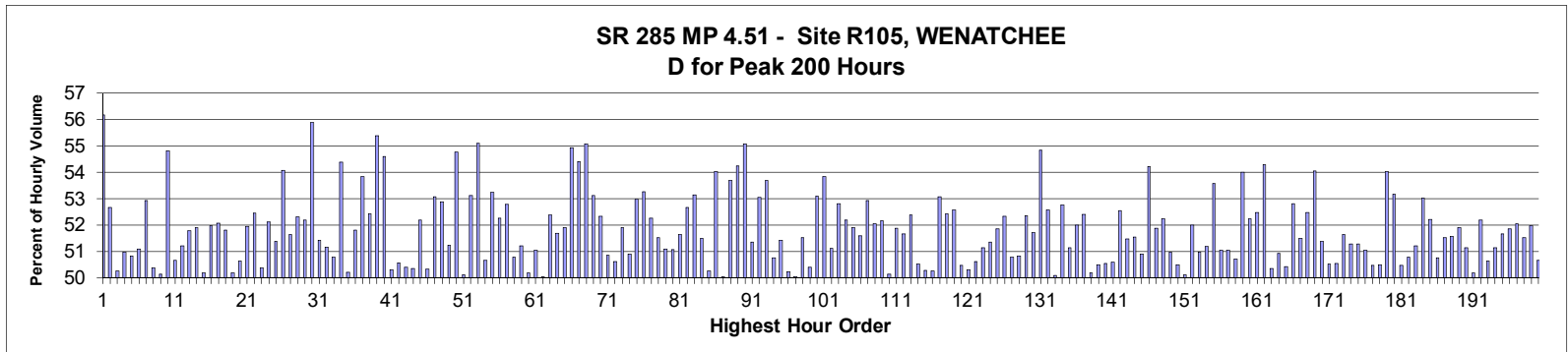
MO	DY	YR	DAY OF WK	HR	HR VOL	PERCENT OF AADT	HOUR NUMBER	AADT	NORTH VOLUME	SOUTH VOLUME	PERCENT NORTH IS OF TOTAL VOLUME	PERCENT SOUTH IS OF TOTAL VOLUME
7	16	2017	1	14	6,012	9.12	68	65,916	3,091	2,921	51.41	48.59
11	24	2017	6	15	6,011	9.12	69	65,916	2,871	3,140	47.76	52.24
8	25	2017	6	12	6,005	9.11	70	65,916	3,159	2,846	52.61	47.39
11	26	2017	1	14	6,004	9.11	71	65,916	2,995	3,009	49.88	50.12
9	4	2017	2	14	6,003	9.11	72	65,916	3,119	2,884	51.96	48.04
6	18	2017	1	14	5,999	9.10	73	65,916	3,169	2,830	52.83	47.17
7	23	2017	1	12	5,996	9.10	74	65,916	3,150	2,846	52.54	47.46
8	11	2017	6	16	5,995	9.09	75	65,916	2,916	3,079	48.64	51.36
6	23	2017	6	15	5,990	9.09	76	65,916	2,996	2,994	50.02	49.98
8	18	2017	6	16	5,984	9.08	77	65,916	2,773	3,211	46.34	53.66
6	16	2017	6	14	5,981	9.07	78	65,916	3,043	2,938	50.88	49.12
6	17	2017	7	12	5,980	9.07	79	65,916	3,099	2,881	51.82	48.18
4	9	2017	1	13	5,977	9.07	80	65,916	3,144	2,833	52.60	47.40
8	19	2017	7	12	5,975	9.06	81	65,916	2,783	3,192	46.58	53.42
11	22	2017	4	16	5,966	9.05	82	65,916	2,979	2,987	49.93	50.07
7	28	2017	6	13	5,965	9.05	83	65,916	3,011	2,954	50.48	49.52
8	4	2017	6	16	5,964	9.05	84	65,916	2,841	3,123	47.64	52.36
5	27	2017	7	11	5,963	9.05	85	65,916	2,917	3,046	48.92	51.08
9	1	2017	6	15	5,961	9.04	86	65,916	2,962	2,999	49.69	50.31
7	21	2017	6	16	5,960	9.04	87	65,916	2,867	3,093	48.10	51.90
6	24	2017	7	12	5,952	9.03	88	65,916	3,198	2,754	53.73	46.27
6	23	2017	6	16	5,950	9.03	89	65,916	2,834	3,116	47.63	52.37
8	12	2017	7	13	5,950	9.03	90	65,916	2,998	2,952	50.39	49.61
8	5	2017	7	12	5,942	9.01	91	65,916	2,904	3,038	48.87	51.13
8	19	2017	7	11	5,936	9.01	92	65,916	2,657	3,279	44.76	55.24
8	18	2017	6	14	5,932	9.00	93	65,916	2,917	3,015	49.17	50.83
7	28	2017	6	16	5,930	9.00	94	65,916	2,837	3,093	47.84	52.16
12	26	2017	3	15	5,926	8.99	95	65,916	2,699	3,227	45.55	54.45
7	16	2017	1	12	5,921	8.98	96	65,916	3,055	2,866	51.60	48.40
7	9	2017	1	13	5,920	8.98	97	65,916	3,104	2,816	52.43	47.57
4	2	2017	1	15	5,919	8.98	98	65,916	2,851	3,068	48.17	51.83
6	25	2017	1	16	5,919	8.98	99	65,916	3,070	2,849	51.87	48.13
8	27	2017	1	13	5,918	8.98	100	65,916	2,993	2,925	50.57	49.43
7	23	2017	1	16	5,912	8.97	101	65,916	2,941	2,971	49.75	50.25
3	31	2017	6	14	5,911	8.97	102	65,916	2,771	3,140	46.88	53.12
7	21	2017	6	13	5,911	8.97	103	65,916	2,953	2,958	49.96	50.04
11	26	2017	1	16	5,911	8.97	104	65,916	3,048	2,863	51.56	48.44
8	13	2017	1	17	5,910	8.97	105	65,916	2,769	3,141	46.85	53.15
8	5	2017	7	11	5,905	8.96	106	65,916	2,801	3,104	47.43	52.57
12	23	2017	7	11	5,904	8.96	107	65,916	2,879	3,025	48.76	51.24
8	4	2017	6	15	5,903	8.96	108	65,916	2,834	3,069	48.01	51.99
4	9	2017	1	16	5,902	8.95	109	65,916	3,022	2,880	51.20	48.80
5	29	2017	2	14	5,898	8.95	110	65,916	3,055	2,843	51.80	48.20
6	16	2017	6	16	5,898	8.95	111	65,916	2,905	2,993	49.25	50.75
7	28	2017	6	12	5,896	8.94	112	65,916	3,037	2,859	51.51	48.49
11	25	2017	7	14	5,891	8.94	113	65,916	3,036	2,855	51.54	48.46
8	6	2017	1	17	5,890	8.94	114	65,916	2,922	2,968	49.61	50.39
8	20	2017	1	13	5,884	8.93	115	65,916	2,696	3,188	45.82	54.18
11	22	2017	4	12	5,874	8.91	116	65,916	2,684	3,190	45.69	54.31
11	26	2017	1	15	5,874	8.91	117	65,916	2,831	3,043	48.20	51.80
8	20	2017	1	14	5,869	8.90	118	65,916	2,608	3,261	44.44	55.56

MO	DY	YR	DAY OF WK	HR	HR VOL	PERCENT OF AADT	HOUR NUMBER	AADT	NORTH VOLUME	SOUTH VOLUME	PERCENT NORTH IS OF TOTAL VOLUME	PERCENT SOUTH IS OF TOTAL VOLUME
3	31	2017	6	15	5,867	8.90	119	65,916	2,749	3,118	46.86	53.14
4	1	2017	7	12	5,867	8.90	120	65,916	2,816	3,051	48.00	52.00
9	2	2017	7	13	5,861	8.89	121	65,916	3,001	2,860	51.20	48.80
8	26	2017	7	12	5,859	8.89	122	65,916	3,086	2,773	52.67	47.33
7	7	2017	6	15	5,850	8.87	123	65,916	2,834	3,016	48.44	51.56
8	13	2017	1	16	5,849	8.87	124	65,916	2,713	3,136	46.38	53.62
10	27	2017	6	16	5,849	8.87	125	65,916	2,739	3,110	46.83	53.17
8	4	2017	6	14	5,848	8.87	126	65,916	2,852	2,996	48.77	51.23
7	22	2017	7	11	5,846	8.87	127	65,916	2,973	2,873	50.86	49.14
8	27	2017	1	16	5,844	8.87	128	65,916	2,989	2,855	51.15	48.85
7	15	2017	7	14	5,843	8.86	129	65,916	2,739	3,104	46.88	53.12
7	5	2017	4	13	5,842	8.86	130	65,916	2,789	3,053	47.74	52.26
4	2	2017	1	16	5,838	8.86	131	65,916	2,828	3,010	48.44	51.56
4	1	2017	7	13	5,837	8.86	132	65,916	2,664	3,173	45.64	54.36
11	24	2017	6	14	5,836	8.85	133	65,916	2,909	2,927	49.85	50.15
7	1	2017	7	15	5,835	8.85	134	65,916	2,801	3,034	48.00	52.00
7	9	2017	1	14	5,835	8.85	135	65,916	3,071	2,764	52.63	47.37
7	14	2017	6	12	5,834	8.85	136	65,916	3,005	2,829	51.51	48.49
6	30	2017	6	13	5,833	8.85	137	65,916	2,962	2,871	50.78	49.22
4	9	2017	1	15	5,831	8.85	138	65,916	3,031	2,800	51.98	48.02
9	4	2017	2	12	5,830	8.84	139	65,916	3,225	2,605	55.32	44.68
7	2	2017	1	14	5,821	8.83	140	65,916	2,988	2,833	51.33	48.67
5	26	2017	6	16	5,814	8.82	141	65,916	2,778	3,036	47.78	52.22
4	9	2017	1	14	5,813	8.82	142	65,916	3,082	2,731	53.02	46.98
11	22	2017	4	14	5,813	8.82	143	65,916	2,870	2,943	49.37	50.63
6	30	2017	6	15	5,812	8.82	144	65,916	2,871	2,941	49.40	50.60
6	16	2017	6	13	5,811	8.82	145	65,916	2,948	2,863	50.73	49.27
10	6	2017	6	15	5,810	8.81	146	65,916	2,650	3,160	45.61	54.39
9	1	2017	6	12	5,809	8.81	147	65,916	2,974	2,835	51.20	48.80
6	16	2017	6	12	5,808	8.81	148	65,916	2,882	2,926	49.62	50.38
8	6	2017	1	16	5,806	8.81	149	65,916	2,784	3,022	47.95	52.05
6	25	2017	1	15	5,805	8.81	150	65,916	2,907	2,898	50.08	49.92
8	19	2017	7	13	5,805	8.81	151	65,916	2,737	3,068	47.15	52.85
7	29	2017	7	13	5,804	8.81	152	65,916	2,785	3,019	47.98	52.02
7	28	2017	6	15	5,803	8.80	153	65,916	2,863	2,940	49.34	50.66
7	16	2017	1	15	5,797	8.79	154	65,916	2,819	2,978	48.63	51.37
7	22	2017	7	12	5,796	8.79	155	65,916	3,160	2,636	54.52	45.48
7	9	2017	1	15	5,792	8.79	156	65,916	2,948	2,844	50.90	49.10
7	9	2017	1	16	5,787	8.78	157	65,916	2,945	2,842	50.89	49.11
8	20	2017	1	12	5,782	8.77	158	65,916	2,583	3,199	44.67	55.33
7	22	2017	7	13	5,779	8.77	159	65,916	2,942	2,837	50.91	49.09
8	4	2017	6	13	5,778	8.77	160	65,916	2,955	2,823	51.14	48.86
8	18	2017	6	13	5,778	8.77	161	65,916	2,895	2,883	50.10	49.90
8	25	2017	6	17	5,778	8.77	162	65,916	2,620	3,158	45.34	54.66
10	6	2017	6	17	5,775	8.76	163	65,916	2,572	3,203	44.54	55.46
4	2	2017	1	14	5,772	8.76	164	65,916	2,890	2,882	50.07	49.93
8	6	2017	1	18	5,772	8.76	165	65,916	2,939	2,833	50.92	49.08
7	16	2017	1	16	5,771	8.76	166	65,916	2,688	3,083	46.58	53.42
3	26	2017	1	14	5,770	8.75	167	65,916	3,221	2,549	55.82	44.18
7	15	2017	7	12	5,770	8.75	168	65,916	2,943	2,827	51.01	48.99
7	15	2017	7	13	5,769	8.75	169	65,916	2,781	2,988	48.21	51.79

MO	DY	YR	DAY OF WK	HR	HR VOL	PERCENT OF AADT	HOUR NUMBER	AADT	NORTH VOLUME	SOUTH VOLUME	PERCENT NORTH IS OF TOTAL VOLUME	PERCENT SOUTH IS OF TOTAL VOLUME
6	17	2017	7	11	5,767	8.75	170	65,916	2,605	3,162	45.17	54.83
5	5	2017	6	15	5,762	8.74	171	65,916	2,960	2,802	51.37	48.63
7	5	2017	4	14	5,762	8.74	172	65,916	2,785	2,977	48.33	51.67
9	15	2017	6	16	5,762	8.74	173	65,916	2,911	2,851	50.52	49.48
12	23	2017	7	15	5,757	8.73	174	65,916	2,791	2,966	48.48	51.52
8	27	2017	1	17	5,756	8.73	175	65,916	2,992	2,764	51.98	48.02
7	5	2017	4	15	5,752	8.73	176	65,916	2,662	3,090	46.28	53.72
8	11	2017	6	17	5,752	8.73	177	65,916	2,612	3,140	45.41	54.59
6	16	2017	6	17	5,749	8.72	178	65,916	2,760	2,989	48.01	51.99
7	28	2017	6	14	5,749	8.72	179	65,916	2,892	2,857	50.30	49.70
8	27	2017	1	14	5,742	8.71	180	65,916	2,895	2,847	50.42	49.58
6	18	2017	1	15	5,741	8.71	181	65,916	3,050	2,691	53.13	46.87
9	23	2017	7	12	5,741	8.71	182	65,916	2,923	2,818	50.91	49.09
8	12	2017	7	14	5,739	8.71	183	65,916	2,817	2,922	49.09	50.91
3	24	2017	6	15	5,736	8.70	184	65,916	2,983	2,753	52.00	48.00
9	22	2017	6	16	5,733	8.70	185	65,916	2,784	2,949	48.56	51.44
4	21	2017	6	15	5,732	8.70	186	65,916	2,733	2,999	47.68	52.32
7	7	2017	6	13	5,731	8.69	187	65,916	3,006	2,725	52.45	47.55
7	5	2017	4	12	5,730	8.69	188	65,916	2,923	2,807	51.01	48.99
9	1	2017	6	17	5,730	8.69	189	65,916	2,659	3,071	46.40	53.60
12	30	2017	7	13	5,730	8.69	190	65,916	2,964	2,766	51.73	48.27
5	27	2017	7	12	5,729	8.69	191	65,916	2,865	2,864	50.01	49.99
6	25	2017	1	14	5,728	8.69	192	65,916	2,858	2,870	49.90	50.10
6	30	2017	6	12	5,728	8.69	193	65,916	3,025	2,703	52.81	47.19
9	8	2017	6	15	5,728	8.69	194	65,916	2,785	2,943	48.62	51.38
7	16	2017	1	17	5,723	8.68	195	65,916	2,835	2,888	49.54	50.46
8	5	2017	7	13	5,720	8.68	196	65,916	2,811	2,909	49.14	50.86
6	30	2017	6	16	5,718	8.67	197	65,916	2,827	2,891	49.44	50.56
5	21	2017	1	15	5,715	8.67	198	65,916	3,139	2,576	54.93	45.07
7	7	2017	6	14	5,715	8.67	199	65,916	2,918	2,797	51.06	48.94
7	21	2017	6	17	5,712	8.67	200	65,916	2,628	3,084	46.01	53.99



**AADT= 39,561      K 30 FACTOR= 9.72      K 100 FACTOR= 9.45      K 200 FACTOR= 9.29      D 30 FACTOR= 55.88**



MO	DY	YR	DAY OF WK	HR	HR VOL	PERCENT OF AADT	HOUR NUMBER	AADT	NORTH VOLUME	SOUTH VOLUME	PERCENT NORTH IS OF TOTAL VOLUME	PERCENT SOUTH IS OF TOTAL VOLUME
10	26	2017	5	18	4,035	10.20	1	39,561	2,267	1,768	56.18	43.82
7	13	2017	5	17	4,008	10.13	2	39,561	2,111	1,897	52.67	47.33
7	27	2017	5	17	3,991	10.09	3	39,561	2,006	1,985	50.26	49.74
7	24	2017	2	18	3,986	10.08	4	39,561	1,954	2,032	49.02	50.98
7	18	2017	3	17	3,973	10.04	5	39,561	1,954	2,019	49.18	50.82
7	19	2017	4	17	3,972	10.04	6	39,561	2,029	1,943	51.08	48.92
7	27	2017	5	18	3,944	9.97	7	39,561	2,087	1,857	52.92	47.08
7	26	2017	4	17	3,939	9.96	8	39,561	1,984	1,955	50.37	49.63
4	20	2017	5	17	3,935	9.95	9	39,561	1,962	1,973	49.86	50.14
10	6	2017	6	18	3,929	9.93	10	39,561	2,154	1,775	54.82	45.18
7	20	2017	5	17	3,922	9.91	11	39,561	1,987	1,935	50.66	49.34
7	10	2017	2	17	3,920	9.91	12	39,561	2,007	1,913	51.20	48.80
6	2	2017	6	16	3,913	9.89	13	39,561	2,026	1,887	51.78	48.22
6	9	2017	6	16	3,896	9.85	14	39,561	2,022	1,874	51.90	48.10
6	27	2017	3	17	3,896	9.85	15	39,561	1,955	1,941	50.18	49.82
7	7	2017	6	17	3,892	9.84	16	39,561	2,023	1,869	51.98	48.02

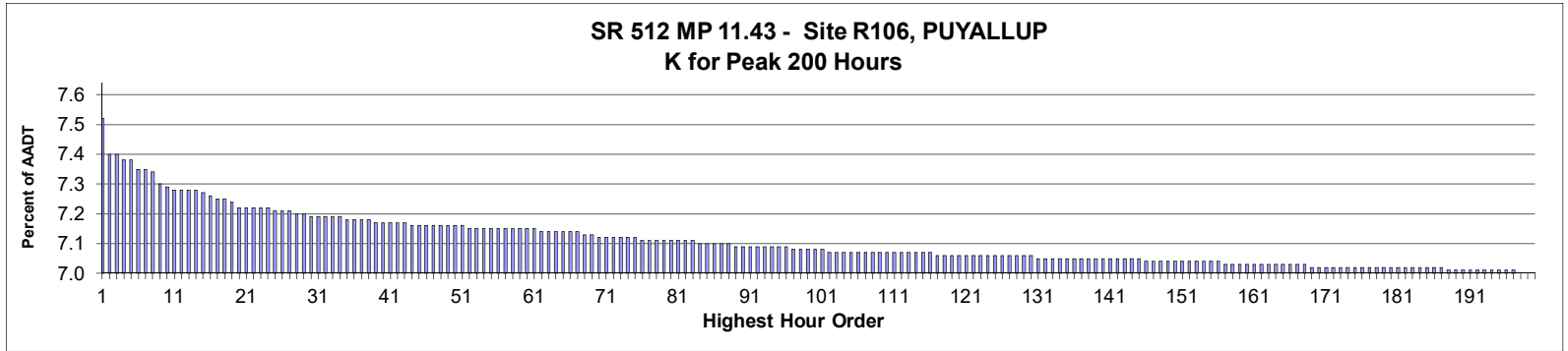
MO	DY	YR	DAY OF WK	HR	HR VOL	PERCENT OF AADT	HOUR NUMBER	AADT	NORTH VOLUME	SOUTH VOLUME	PERCENT NORTH IS OF TOTAL VOLUME	PERCENT SOUTH IS OF TOTAL VOLUME
3	31	2017	6	16	3,880	9.81	17	39,561	2,020	1,860	52.06	47.94
4	13	2017	5	17	3,880	9.81	18	39,561	1,870	2,010	48.20	51.80
7	17	2017	2	17	3,865	9.77	19	39,561	1,940	1,925	50.19	49.81
9	7	2017	5	16	3,863	9.76	20	39,561	1,956	1,907	50.63	49.37
6	16	2017	6	16	3,861	9.76	21	39,561	2,006	1,855	51.96	48.04
7	18	2017	3	18	3,860	9.76	22	39,561	2,025	1,835	52.46	47.54
4	24	2017	2	17	3,859	9.75	23	39,561	1,915	1,944	49.62	50.38
7	21	2017	6	17	3,859	9.75	24	39,561	2,011	1,848	52.11	47.89
6	23	2017	6	17	3,858	9.75	25	39,561	1,982	1,876	51.37	48.63
7	12	2017	4	18	3,857	9.75	26	39,561	2,086	1,771	54.08	45.92
4	21	2017	6	16	3,851	9.73	27	39,561	1,989	1,862	51.65	48.35
6	16	2017	6	17	3,850	9.73	28	39,561	2,014	1,836	52.31	47.69
11	20	2017	2	17	3,848	9.73	29	39,561	2,008	1,840	52.18	47.82
11	1	2017	4	18	3,844	9.72	30	39,561	2,148	1,696	55.88	44.12
7	25	2017	3	17	3,842	9.71	31	39,561	1,976	1,866	51.43	48.57
6	28	2017	4	17	3,840	9.71	32	39,561	1,965	1,875	51.17	48.83
7	12	2017	4	17	3,840	9.71	33	39,561	1,950	1,890	50.78	49.22
7	11	2017	3	18	3,839	9.70	34	39,561	2,088	1,751	54.39	45.61
7	24	2017	2	17	3,834	9.69	35	39,561	1,925	1,909	50.21	49.79
7	28	2017	6	17	3,833	9.69	36	39,561	1,986	1,847	51.81	48.19
6	22	2017	5	18	3,830	9.68	37	39,561	2,062	1,768	53.84	46.16
6	30	2017	6	17	3,825	9.67	38	39,561	2,005	1,820	52.42	47.58
6	13	2017	3	18	3,823	9.66	39	39,561	2,117	1,706	55.38	44.62
7	13	2017	5	18	3,820	9.66	40	39,561	2,086	1,734	54.61	45.39
6	15	2017	5	17	3,819	9.65	41	39,561	1,921	1,898	50.30	49.70
8	15	2017	3	17	3,819	9.65	42	39,561	1,931	1,888	50.56	49.44
6	14	2017	4	17	3,818	9.65	43	39,561	1,924	1,894	50.39	49.61
8	2	2017	4	17	3,817	9.65	44	39,561	1,922	1,895	50.35	49.65
10	20	2017	6	16	3,814	9.64	45	39,561	1,990	1,824	52.18	47.82
6	13	2017	3	17	3,811	9.63	46	39,561	1,893	1,918	49.67	50.33
7	20	2017	5	18	3,811	9.63	47	39,561	2,023	1,788	53.08	46.92
9	29	2017	6	17	3,808	9.63	48	39,561	2,014	1,794	52.89	47.11
9	26	2017	3	16	3,806	9.62	49	39,561	1,950	1,856	51.23	48.77
6	20	2017	3	18	3,803	9.61	50	39,561	2,083	1,720	54.77	45.23
8	17	2017	5	17	3,803	9.61	51	39,561	1,897	1,906	49.88	50.12
10	27	2017	6	16	3,803	9.61	52	39,561	2,020	1,783	53.12	46.88
7	6	2017	5	18	3,801	9.61	53	39,561	2,094	1,707	55.09	44.91
6	5	2017	2	17	3,800	9.61	54	39,561	1,875	1,925	49.34	50.66
6	21	2017	4	17	3,798	9.60	55	39,561	2,022	1,776	53.24	46.76
7	6	2017	5	17	3,797	9.60	56	39,561	1,984	1,813	52.25	47.75
3	3	2017	6	16	3,796	9.60	57	39,561	2,004	1,792	52.79	47.21
6	23	2017	6	16	3,796	9.60	58	39,561	1,928	1,868	50.79	49.21
9	14	2017	5	16	3,795	9.59	59	39,561	1,943	1,852	51.20	48.80
4	11	2017	3	17	3,794	9.59	60	39,561	1,890	1,904	49.82	50.18
6	22	2017	5	17	3,794	9.59	61	39,561	1,936	1,858	51.03	48.97
10	11	2017	4	16	3,792	9.59	62	39,561	1,894	1,898	49.95	50.05
11	17	2017	6	16	3,792	9.59	63	39,561	1,986	1,806	52.37	47.63
10	12	2017	5	17	3,789	9.58	64	39,561	1,958	1,831	51.68	48.32
10	13	2017	6	18	3,787	9.57	65	39,561	1,965	1,822	51.89	48.11
6	19	2017	2	18	3,785	9.57	66	39,561	2,079	1,706	54.93	45.07
6	15	2017	5	18	3,784	9.56	67	39,561	2,059	1,725	54.41	45.59



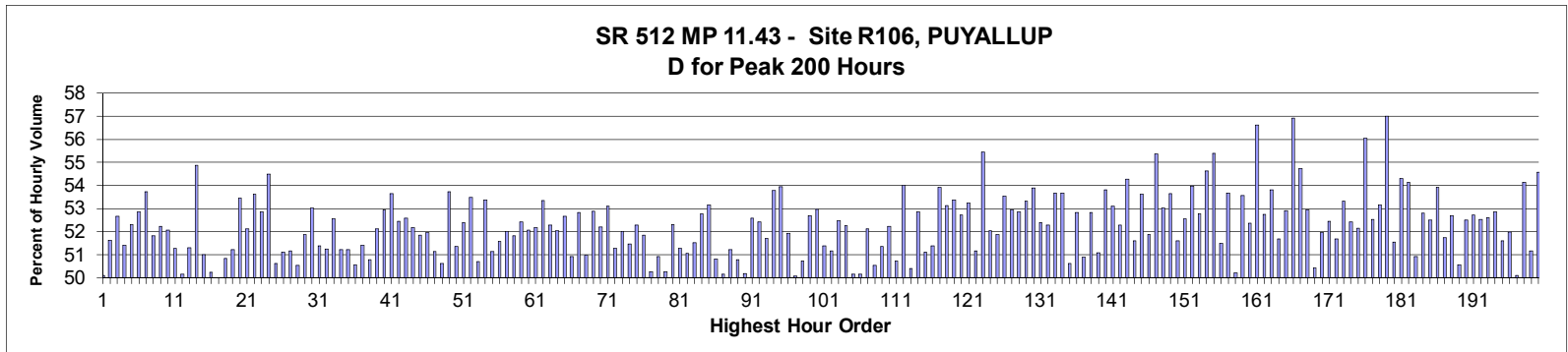
MO	DY	YR	DAY OF WK	HR	HR VOL	PERCENT OF AADT	HOUR NUMBER	AADT	NORTH VOLUME	SOUTH VOLUME	PERCENT NORTH IS OF TOTAL VOLUME	PERCENT SOUTH IS OF TOTAL VOLUME
6	30	2017	6	18	3,784	9.56	68	39,561	2,084	1,700	55.07	44.93
7	14	2017	6	17	3,784	9.56	69	39,561	2,010	1,774	53.12	46.88
9	8	2017	6	16	3,784	9.56	70	39,561	1,980	1,804	52.33	47.67
10	5	2017	5	17	3,780	9.55	71	39,561	1,922	1,858	50.85	49.15
3	30	2017	5	17	3,779	9.55	72	39,561	1,913	1,866	50.62	49.38
2	23	2017	5	16	3,778	9.55	73	39,561	1,961	1,817	51.91	48.09
4	19	2017	4	17	3,777	9.55	74	39,561	1,854	1,923	49.09	50.91
3	10	2017	6	16	3,776	9.54	75	39,561	2,000	1,776	52.97	47.03
10	26	2017	5	17	3,772	9.53	76	39,561	2,009	1,763	53.26	46.74
10	20	2017	6	17	3,770	9.53	77	39,561	1,970	1,800	52.25	47.75
10	27	2017	6	17	3,770	9.53	78	39,561	1,942	1,828	51.51	48.49
9	21	2017	5	17	3,767	9.52	79	39,561	1,924	1,843	51.08	48.92
8	25	2017	6	17	3,764	9.51	80	39,561	1,922	1,842	51.06	48.94
10	3	2017	3	17	3,764	9.51	81	39,561	1,944	1,820	51.65	48.35
7	11	2017	3	17	3,762	9.51	82	39,561	1,981	1,781	52.66	47.34
9	1	2017	6	16	3,762	9.51	83	39,561	1,999	1,763	53.14	46.86
4	21	2017	6	17	3,756	9.49	84	39,561	1,934	1,822	51.49	48.51
3	17	2017	6	16	3,755	9.49	85	39,561	1,887	1,868	50.25	49.75
9	1	2017	6	17	3,755	9.49	86	39,561	2,029	1,726	54.03	45.97
7	21	2017	6	16	3,754	9.49	87	39,561	1,879	1,875	50.05	49.95
6	29	2017	5	18	3,752	9.48	88	39,561	2,014	1,738	53.68	46.32
7	14	2017	6	18	3,752	9.48	89	39,561	2,035	1,717	54.24	45.76
7	10	2017	2	18	3,751	9.48	90	39,561	2,066	1,685	55.08	44.92
10	24	2017	3	16	3,751	9.48	91	39,561	1,926	1,825	51.35	48.65
7	19	2017	4	18	3,748	9.47	92	39,561	1,988	1,760	53.04	46.96
10	6	2017	6	17	3,747	9.47	93	39,561	2,012	1,735	53.70	46.30
8	31	2017	5	17	3,746	9.47	94	39,561	1,845	1,901	49.25	50.75
12	8	2017	6	16	3,745	9.47	95	39,561	1,926	1,819	51.43	48.57
8	25	2017	6	16	3,744	9.46	96	39,561	1,881	1,863	50.24	49.76
9	26	2017	3	17	3,742	9.46	97	39,561	1,869	1,873	49.95	50.05
12	5	2017	3	16	3,741	9.46	98	39,561	1,927	1,814	51.51	48.49
8	1	2017	3	17	3,739	9.45	99	39,561	1,884	1,855	50.39	49.61
12	15	2017	6	16	3,739	9.45	100	39,561	1,985	1,754	53.09	46.91
6	6	2017	3	18	3,738	9.45	101	39,561	2,012	1,726	53.83	46.17
8	10	2017	5	17	3,737	9.45	102	39,561	1,910	1,827	51.11	48.89
10	3	2017	3	18	3,737	9.45	103	39,561	1,973	1,764	52.80	47.20
10	4	2017	4	18	3,737	9.45	104	39,561	1,950	1,787	52.18	47.82
4	14	2017	6	17	3,736	9.44	105	39,561	1,939	1,797	51.90	48.10
4	17	2017	2	17	3,736	9.44	106	39,561	1,927	1,809	51.58	48.42
7	5	2017	4	18	3,731	9.43	107	39,561	1,975	1,756	52.93	47.07
10	5	2017	5	16	3,731	9.43	108	39,561	1,942	1,789	52.05	47.95
10	13	2017	6	17	3,731	9.43	109	39,561	1,946	1,785	52.16	47.84
8	24	2017	5	17	3,730	9.43	110	39,561	1,870	1,860	50.13	49.87
7	26	2017	4	18	3,728	9.42	111	39,561	1,934	1,794	51.88	48.12
11	16	2017	5	16	3,728	9.42	112	39,561	1,926	1,802	51.66	48.34
6	9	2017	6	17	3,725	9.42	113	39,561	1,951	1,774	52.38	47.62
9	28	2017	5	17	3,725	9.42	114	39,561	1,882	1,843	50.52	49.48
10	18	2017	4	16	3,725	9.42	115	39,561	1,852	1,873	49.72	50.28
10	30	2017	2	17	3,725	9.42	116	39,561	1,872	1,853	50.26	49.74
3	24	2017	6	16	3,724	9.41	117	39,561	1,976	1,748	53.06	46.94
9	29	2017	6	16	3,724	9.41	118	39,561	1,952	1,772	52.42	47.58

MO	DY	YR	DAY OF WK	HR	HR VOL	PERCENT OF AADT	HOUR NUMBER	AADT	NORTH VOLUME	SOUTH VOLUME	PERCENT NORTH IS OF TOTAL VOLUME	PERCENT SOUTH IS OF TOTAL VOLUME
11	7	2017	3	16	3,724	9.41	119	39,561	1,958	1,766	52.58	47.42
10	24	2017	3	17	3,723	9.41	120	39,561	1,844	1,879	49.53	50.47
3	22	2017	4	16	3,722	9.41	121	39,561	1,850	1,872	49.70	50.30
4	10	2017	2	17	3,722	9.41	122	39,561	1,884	1,838	50.62	49.38
4	20	2017	5	16	3,721	9.41	123	39,561	1,903	1,818	51.14	48.86
10	12	2017	5	16	3,721	9.41	124	39,561	1,911	1,810	51.36	48.64
10	26	2017	5	16	3,718	9.40	125	39,561	1,928	1,790	51.86	48.14
9	15	2017	6	16	3,717	9.40	126	39,561	1,945	1,772	52.33	47.67
11	10	2017	6	16	3,717	9.40	127	39,561	1,888	1,829	50.79	49.21
11	14	2017	3	16	3,717	9.40	128	39,561	1,889	1,828	50.82	49.18
12	21	2017	5	17	3,717	9.40	129	39,561	1,946	1,771	52.35	47.65
10	25	2017	4	16	3,716	9.39	130	39,561	1,922	1,794	51.72	48.28
6	21	2017	4	18	3,715	9.39	131	39,561	2,037	1,678	54.83	45.17
10	31	2017	3	17	3,715	9.39	132	39,561	1,953	1,762	52.57	47.43
9	6	2017	4	16	3,714	9.39	133	39,561	1,860	1,854	50.08	49.92
10	13	2017	6	16	3,714	9.39	134	39,561	1,960	1,754	52.77	47.23
10	17	2017	3	16	3,713	9.39	135	39,561	1,814	1,899	48.86	51.14
10	2	2017	2	18	3,712	9.38	136	39,561	1,930	1,782	51.99	48.01
12	12	2017	3	16	3,712	9.38	137	39,561	1,945	1,767	52.40	47.60
9	1	2017	6	15	3,711	9.38	138	39,561	1,849	1,862	49.82	50.18
7	7	2017	6	16	3,710	9.38	139	39,561	1,873	1,837	50.49	49.51
6	20	2017	3	17	3,709	9.38	140	39,561	1,875	1,834	50.55	49.45
10	25	2017	4	17	3,709	9.38	141	39,561	1,876	1,833	50.58	49.42
6	13	2017	3	16	3,708	9.37	142	39,561	1,760	1,948	47.46	52.54
7	5	2017	4	17	3,708	9.37	143	39,561	1,908	1,800	51.46	48.54
8	14	2017	2	17	3,708	9.37	144	39,561	1,911	1,797	51.54	48.46
6	19	2017	2	17	3,707	9.37	145	39,561	1,887	1,820	50.90	49.10
6	29	2017	5	17	3,707	9.37	146	39,561	2,010	1,697	54.22	45.78
6	30	2017	6	16	3,707	9.37	147	39,561	1,923	1,784	51.87	48.13
8	11	2017	6	17	3,707	9.37	148	39,561	1,936	1,771	52.23	47.77
8	29	2017	3	17	3,707	9.37	149	39,561	1,890	1,817	50.98	49.02
9	13	2017	4	16	3,707	9.37	150	39,561	1,872	1,835	50.50	49.50
9	14	2017	5	17	3,707	9.37	151	39,561	1,858	1,849	50.12	49.88
11	3	2017	6	16	3,706	9.37	152	39,561	1,927	1,779	52.00	48.00
4	18	2017	3	17	3,704	9.36	153	39,561	1,888	1,816	50.97	49.03
9	15	2017	6	17	3,704	9.36	154	39,561	1,896	1,808	51.19	48.81
8	15	2017	3	18	3,703	9.36	155	39,561	1,984	1,719	53.58	46.42
3	15	2017	4	17	3,702	9.36	156	39,561	1,813	1,889	48.97	51.03
8	8	2017	3	17	3,702	9.36	157	39,561	1,813	1,889	48.97	51.03
9	18	2017	2	17	3,700	9.35	158	39,561	1,824	1,876	49.30	50.70
6	1	2017	5	18	3,699	9.35	159	39,561	1,997	1,702	53.99	46.01
6	2	2017	6	17	3,699	9.35	160	39,561	1,932	1,767	52.23	47.77
6	7	2017	4	16	3,699	9.35	161	39,561	1,941	1,758	52.47	47.53
6	27	2017	3	18	3,698	9.35	162	39,561	2,008	1,690	54.30	45.70
9	27	2017	4	18	3,698	9.35	163	39,561	1,836	1,862	49.65	50.35
6	1	2017	5	16	3,697	9.35	164	39,561	1,883	1,814	50.93	49.07
9	20	2017	4	17	3,697	9.35	165	39,561	1,864	1,833	50.42	49.58
8	31	2017	5	18	3,696	9.34	166	39,561	1,952	1,744	52.81	47.19
10	3	2017	3	16	3,695	9.34	167	39,561	1,903	1,792	51.50	48.50
10	5	2017	5	18	3,693	9.33	168	39,561	1,938	1,755	52.48	47.52
6	28	2017	4	18	3,692	9.33	169	39,561	1,996	1,696	54.06	45.94

MO	DY	YR	DAY OF WK	HR	HR VOL	PERCENT OF AADT	HOUR NUMBER	AADT	NORTH VOLUME	SOUTH VOLUME	PERCENT NORTH IS OF TOTAL VOLUME	PERCENT SOUTH IS OF TOTAL VOLUME
12	13	2017	4	16	3,692	9.33	170	39,561	1,897	1,795	51.38	48.62
10	16	2017	2	16	3,690	9.33	171	39,561	1,864	1,826	50.51	49.49
8	28	2017	2	16	3,689	9.32	172	39,561	1,825	1,864	49.47	50.53
9	8	2017	6	17	3,689	9.32	173	39,561	1,905	1,784	51.64	48.36
9	27	2017	4	17	3,689	9.32	174	39,561	1,797	1,892	48.71	51.29
6	5	2017	2	16	3,687	9.32	175	39,561	1,891	1,796	51.29	48.71
6	20	2017	3	16	3,687	9.32	176	39,561	1,805	1,882	48.96	51.04
6	6	2017	3	16	3,686	9.32	177	39,561	1,826	1,860	49.54	50.46
11	29	2017	4	16	3,686	9.32	178	39,561	1,861	1,825	50.49	49.51
6	23	2017	6	18	3,685	9.31	179	39,561	1,991	1,694	54.03	45.97
9	7	2017	5	18	3,685	9.31	180	39,561	1,959	1,726	53.16	46.84
4	12	2017	4	17	3,683	9.31	181	39,561	1,859	1,824	50.48	49.52
9	22	2017	6	18	3,683	9.31	182	39,561	1,870	1,813	50.77	49.23
9	28	2017	5	16	3,683	9.31	183	39,561	1,886	1,797	51.21	48.79
11	15	2017	4	16	3,683	9.31	184	39,561	1,953	1,730	53.03	46.97
12	14	2017	5	17	3,682	9.31	185	39,561	1,922	1,760	52.20	47.80
3	6	2017	2	16	3,681	9.30	186	39,561	1,813	1,868	49.25	50.75
6	1	2017	5	17	3,681	9.30	187	39,561	1,896	1,785	51.51	48.49
6	26	2017	2	17	3,681	9.30	188	39,561	1,898	1,783	51.56	48.44
12	1	2017	6	16	3,681	9.30	189	39,561	1,910	1,771	51.89	48.11
6	14	2017	4	16	3,680	9.30	190	39,561	1,882	1,798	51.14	48.86
6	22	2017	5	16	3,680	9.30	191	39,561	1,847	1,833	50.19	49.81
8	7	2017	2	17	3,678	9.30	192	39,561	1,919	1,759	52.18	47.82
10	18	2017	4	17	3,678	9.30	193	39,561	1,862	1,816	50.63	49.37
11	27	2017	2	16	3,678	9.30	194	39,561	1,797	1,881	48.86	51.14
10	4	2017	4	16	3,677	9.29	195	39,561	1,900	1,777	51.67	48.33
12	21	2017	5	16	3,677	9.29	196	39,561	1,907	1,770	51.86	48.14
4	11	2017	3	16	3,676	9.29	197	39,561	1,913	1,763	52.04	47.96
4	24	2017	2	18	3,676	9.29	198	39,561	1,894	1,782	51.52	48.48
8	18	2017	6	17	3,675	9.29	199	39,561	1,910	1,765	51.97	48.03
10	10	2017	3	16	3,675	9.29	200	39,561	1,862	1,813	50.67	49.33



AADT= 94,693      K 30 FACTOR= 7.15      K 100 FACTOR= 7.04      K 200 FACTOR= 6.96      D 30 FACTOR= 53.01



MO	DY	YR	DAY OF WK	HR	HR VOL	PERCENT OF AADT	HOUR NUMBER	AADT	EAST VOLUME	WEST VOLUME	PERCENT EAST IS OF TOTAL VOLUME	PERCENT WEST IS OF TOTAL VOLUME
10	6	2017	6	17	7,086	7.48	1	94,693	3,535	3,551	49.89	50.11
1	27	2017	6	15	6,971	7.36	2	94,693	3,372	3,599	48.37	51.63
4	21	2017	6	15	6,969	7.36	3	94,693	3,300	3,669	47.35	52.65
10	13	2017	6	15	6,952	7.34	4	94,693	3,378	3,574	48.59	51.41
9	22	2017	6	18	6,946	7.34	5	94,693	3,313	3,633	47.70	52.30
4	28	2017	6	15	6,925	7.31	6	94,693	3,265	3,660	47.15	52.85
8	22	2017	3	16	6,925	7.31	7	94,693	3,205	3,720	46.28	53.72
8	22	2017	3	17	6,909	7.30	8	94,693	3,329	3,580	48.18	51.82
7	27	2017	5	15	6,875	7.26	9	94,693	3,284	3,591	47.77	52.23
7	29	2017	7	13	6,869	7.25	10	94,693	3,577	3,292	52.07	47.93
7	22	2017	7	13	6,856	7.24	11	94,693	3,516	3,340	51.28	48.72
1	27	2017	6	16	6,855	7.24	12	94,693	3,437	3,418	50.14	49.86
2	24	2017	6	16	6,854	7.24	13	94,693	3,338	3,516	48.70	51.30
2	17	2017	6	15	6,853	7.24	14	94,693	3,093	3,760	45.13	54.87
6	9	2017	6	16	6,850	7.23	15	94,693	3,356	3,494	48.99	51.01
9	23	2017	7	16	6,838	7.22	16	94,693	3,403	3,435	49.77	50.23

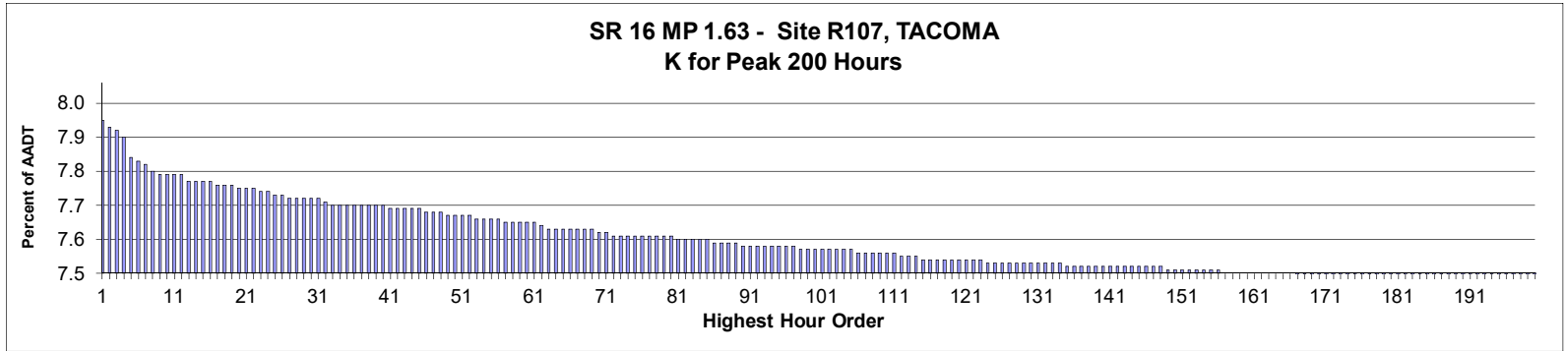
MO	DY	YR	DAY OF WK	HR	HR VOL	PERCENT OF AADT	HOUR NUMBER	AADT	EAST VOLUME	WEST VOLUME	PERCENT	PERCENT
											IS OF TOTAL VOLUME	WEST IS OF TOTAL VOLUME
6	17	2017	7	13	6,832	7.21	17	94,693	3,416	3,416	50.00	50.00
9	28	2017	5	16	6,829	7.21	18	94,693	3,358	3,471	49.17	50.83
9	22	2017	6	14	6,819	7.20	19	94,693	3,327	3,492	48.79	51.21
4	29	2017	7	15	6,803	7.18	20	94,693	3,637	3,166	53.46	46.54
6	16	2017	6	17	6,800	7.18	21	94,693	3,255	3,545	47.87	52.13
6	16	2017	6	15	6,798	7.18	22	94,693	3,153	3,645	46.38	53.62
7	25	2017	3	15	6,797	7.18	23	94,693	3,204	3,593	47.14	52.86
6	2	2017	6	15	6,796	7.18	24	94,693	3,092	3,704	45.50	54.50
8	19	2017	7	12	6,792	7.17	25	94,693	3,438	3,354	50.62	49.38
8	22	2017	3	18	6,792	7.17	26	94,693	3,320	3,472	48.88	51.12
7	3	2017	2	17	6,789	7.17	27	94,693	3,315	3,474	48.83	51.17
5	19	2017	6	15	6,784	7.16	28	94,693	3,356	3,428	49.47	50.53
6	3	2017	7	13	6,778	7.16	29	94,693	3,515	3,263	51.86	48.14
9	21	2017	5	15	6,774	7.15	30	94,693	3,183	3,591	46.99	53.01
6	16	2017	6	18	6,773	7.15	31	94,693	3,293	3,480	48.62	51.38
8	18	2017	6	17	6,773	7.15	32	94,693	3,302	3,471	48.75	51.25
9	14	2017	5	17	6,769	7.15	33	94,693	3,211	3,558	47.44	52.56
9	28	2017	5	17	6,767	7.15	34	94,693	3,300	3,467	48.77	51.23
6	3	2017	7	15	6,765	7.14	35	94,693	3,465	3,300	51.22	48.78
11	4	2017	7	15	6,764	7.14	36	94,693	3,344	3,420	49.44	50.56
11	18	2017	7	13	6,764	7.14	37	94,693	3,286	3,478	48.58	51.42
6	17	2017	7	14	6,758	7.14	38	94,693	3,327	3,431	49.23	50.77
6	2	2017	6	16	6,755	7.13	39	94,693	3,234	3,521	47.88	52.12
9	11	2017	2	16	6,755	7.13	40	94,693	3,179	3,576	47.06	52.94
6	1	2017	5	17	6,752	7.13	41	94,693	3,130	3,622	46.36	53.64
9	15	2017	6	15	6,749	7.13	42	94,693	3,209	3,540	47.55	52.45
5	19	2017	6	17	6,747	7.13	43	94,693	3,200	3,547	47.43	52.57
7	7	2017	6	17	6,745	7.12	44	94,693	3,226	3,519	47.83	52.17
7	28	2017	6	17	6,745	7.12	45	94,693	3,248	3,497	48.15	51.85
9	1	2017	6	15	6,745	7.12	46	94,693	3,240	3,505	48.04	51.96
5	12	2017	6	16	6,743	7.12	47	94,693	3,295	3,448	48.87	51.13
8	11	2017	6	15	6,743	7.12	48	94,693	3,329	3,414	49.37	50.63
8	31	2017	5	15	6,743	7.12	49	94,693	3,120	3,623	46.27	53.73
6	2	2017	6	17	6,742	7.12	50	94,693	3,279	3,463	48.64	51.36
8	10	2017	5	15	6,741	7.12	51	94,693	3,209	3,532	47.60	52.40
3	31	2017	6	16	6,737	7.11	52	94,693	3,134	3,603	46.52	53.48
10	6	2017	6	18	6,737	7.11	53	94,693	3,322	3,415	49.31	50.69
4	28	2017	6	17	6,736	7.11	54	94,693	3,140	3,596	46.62	53.38
11	17	2017	6	15	6,735	7.11	55	94,693	3,291	3,444	48.86	51.14
7	29	2017	7	14	6,734	7.11	56	94,693	3,472	3,262	51.56	48.44
9	8	2017	6	17	6,734	7.11	57	94,693	3,232	3,502	48.00	52.00
2	17	2017	6	14	6,733	7.11	58	94,693	3,243	3,490	48.17	51.83
4	21	2017	6	16	6,728	7.11	59	94,693	3,201	3,527	47.58	52.42
9	22	2017	6	15	6,728	7.11	60	94,693	3,226	3,502	47.95	52.05
10	27	2017	6	16	6,728	7.11	61	94,693	3,217	3,511	47.82	52.18
6	14	2017	4	17	6,725	7.10	62	94,693	3,138	3,587	46.66	53.34
7	31	2017	2	15	6,725	7.10	63	94,693	3,209	3,516	47.72	52.28
11	4	2017	7	14	6,725	7.10	64	94,693	3,225	3,500	47.96	52.04
8	18	2017	6	18	6,721	7.10	65	94,693	3,181	3,540	47.33	52.67
11	10	2017	6	14	6,720	7.10	66	94,693	3,299	3,421	49.09	50.91
9	22	2017	6	17	6,719	7.10	67	94,693	3,170	3,549	47.18	52.82

MO	DY	YR	DAY OF WK	HR	HR VOL	PERCENT OF AADT	HOUR NUMBER	AADT	EAST VOLUME	WEST VOLUME	PERCENT EAST IS OF TOTAL VOLUME	PERCENT WEST IS OF TOTAL VOLUME
9	23	2017	7	17	6,716	7.09	68	94,693	3,424	3,292	50.98	49.02
5	18	2017	5	18	6,714	7.09	69	94,693	3,164	3,550	47.13	52.87
6	22	2017	5	17	6,708	7.08	70	94,693	3,207	3,501	47.81	52.19
3	23	2017	5	16	6,706	7.08	71	94,693	3,146	3,560	46.91	53.09
8	10	2017	5	17	6,706	7.08	72	94,693	3,267	3,439	48.72	51.28
6	9	2017	6	8	6,705	7.08	73	94,693	3,488	3,217	52.02	47.98
7	14	2017	6	17	6,705	7.08	74	94,693	3,254	3,451	48.53	51.47
9	15	2017	6	17	6,703	7.08	75	94,693	3,198	3,505	47.71	52.29
9	15	2017	6	18	6,697	7.07	76	94,693	3,225	3,472	48.16	51.84
10	13	2017	6	14	6,697	7.07	77	94,693	3,365	3,332	50.25	49.75
7	7	2017	6	16	6,696	7.07	78	94,693	3,287	3,409	49.09	50.91
11	22	2017	4	14	6,696	7.07	79	94,693	3,365	3,331	50.25	49.75
7	20	2017	5	17	6,694	7.07	80	94,693	3,192	3,502	47.68	52.32
9	7	2017	5	16	6,693	7.07	81	94,693	3,261	3,432	48.72	51.28
11	22	2017	4	15	6,692	7.07	82	94,693	3,275	3,417	48.94	51.06
8	25	2017	6	15	6,691	7.07	83	94,693	3,244	3,447	48.48	51.52
6	7	2017	4	17	6,690	7.06	84	94,693	3,159	3,531	47.22	52.78
9	21	2017	5	17	6,687	7.06	85	94,693	3,132	3,555	46.84	53.16
7	8	2017	7	12	6,684	7.06	86	94,693	3,396	3,288	50.81	49.19
6	16	2017	6	14	6,682	7.06	87	94,693	3,352	3,330	50.16	49.84
6	29	2017	5	14	6,681	7.06	88	94,693	3,258	3,423	48.77	51.23
7	8	2017	7	13	6,680	7.05	89	94,693	3,392	3,288	50.78	49.22
2	25	2017	7	17	6,676	7.05	90	94,693	3,350	3,326	50.18	49.82
7	26	2017	4	15	6,675	7.05	91	94,693	3,165	3,510	47.42	52.58
5	12	2017	6	17	6,674	7.05	92	94,693	3,175	3,499	47.57	52.43
6	24	2017	7	12	6,674	7.05	93	94,693	3,452	3,222	51.72	48.28
5	25	2017	5	15	6,673	7.05	94	94,693	3,084	3,589	46.22	53.78
7	6	2017	5	15	6,673	7.05	95	94,693	3,073	3,600	46.05	53.95
8	24	2017	5	17	6,672	7.05	96	94,693	3,207	3,465	48.07	51.93
8	4	2017	6	13	6,671	7.04	97	94,693	3,330	3,341	49.92	50.08
11	18	2017	7	14	6,667	7.04	98	94,693	3,383	3,284	50.74	49.26
5	11	2017	5	17	6,666	7.04	99	94,693	3,154	3,512	47.31	52.69
10	27	2017	6	15	6,666	7.04	100	94,693	3,136	3,530	47.04	52.96
10	13	2017	6	17	6,662	7.04	101	94,693	3,239	3,423	48.62	51.38
7	22	2017	7	12	6,661	7.03	102	94,693	3,407	3,254	51.15	48.85
7	27	2017	5	17	6,661	7.03	103	94,693	3,166	3,495	47.53	52.47
4	21	2017	6	17	6,660	7.03	104	94,693	3,180	3,480	47.75	52.25
7	28	2017	6	14	6,659	7.03	105	94,693	3,320	3,339	49.86	50.14
8	19	2017	7	18	6,659	7.03	106	94,693	3,319	3,340	49.84	50.16
8	16	2017	4	17	6,658	7.03	107	94,693	3,188	3,470	47.88	52.12
4	21	2017	6	14	6,657	7.03	108	94,693	3,293	3,364	49.47	50.53
8	18	2017	6	16	6,657	7.03	109	94,693	3,238	3,419	48.64	51.36
10	13	2017	6	16	6,656	7.03	110	94,693	3,180	3,476	47.78	52.22
7	7	2017	6	18	6,655	7.03	111	94,693	3,279	3,376	49.27	50.73
6	13	2017	3	18	6,654	7.03	112	94,693	3,060	3,594	45.99	54.01
7	14	2017	6	16	6,654	7.03	113	94,693	3,301	3,353	49.61	50.39
3	3	2017	6	15	6,653	7.03	114	94,693	3,137	3,516	47.15	52.85
8	9	2017	4	17	6,653	7.03	115	94,693	3,252	3,401	48.88	51.12
9	15	2017	6	16	6,653	7.03	116	94,693	3,235	3,418	48.62	51.38
5	3	2017	4	17	6,652	7.02	117	94,693	3,066	3,586	46.09	53.91
11	18	2017	7	17	6,652	7.02	118	94,693	3,534	3,118	53.13	46.87

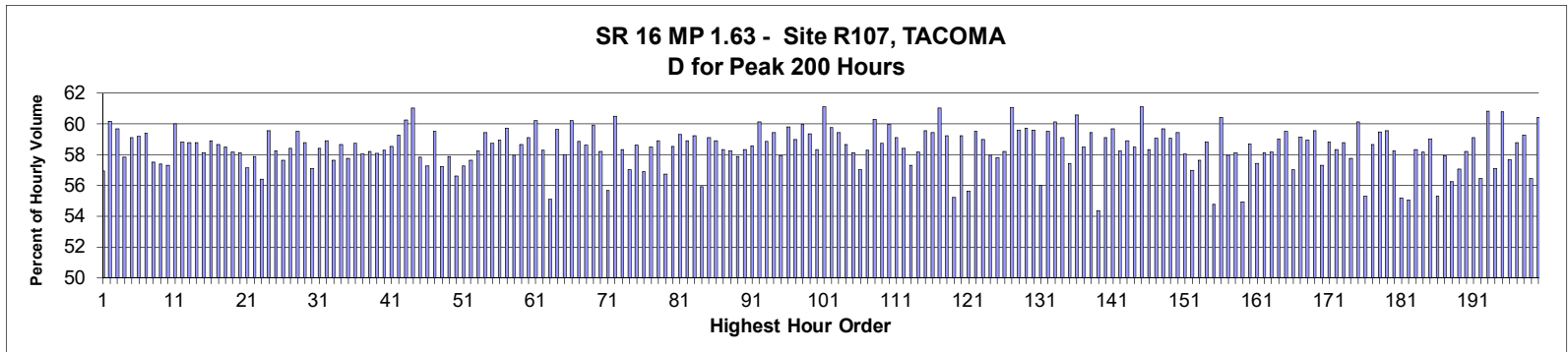
MO	DY	YR	DAY OF WK	HR	HR VOL	PERCENT OF AADT	HOUR NUMBER	AADT	EAST VOLUME	WEST VOLUME	PERCENT EAST IS OF TOTAL VOLUME	PERCENT WEST IS OF TOTAL VOLUME
5	18	2017	5	16	6,651	7.02	119	94,693	3,102	3,549	46.64	53.36
6	2	2017	6	14	6,651	7.02	120	94,693	3,145	3,506	47.29	52.71
7	20	2017	5	16	6,650	7.02	121	94,693	3,109	3,541	46.75	53.25
9	9	2017	7	13	6,650	7.02	122	94,693	3,248	3,402	48.84	51.16
2	28	2017	3	16	6,648	7.02	123	94,693	2,961	3,687	44.54	55.46
8	17	2017	5	17	6,648	7.02	124	94,693	3,189	3,459	47.97	52.03
5	5	2017	6	17	6,647	7.02	125	94,693	3,200	3,447	48.14	51.86
8	9	2017	4	18	6,647	7.02	126	94,693	3,089	3,558	46.47	53.53
6	20	2017	3	17	6,646	7.02	127	94,693	3,127	3,519	47.05	52.95
6	7	2017	4	16	6,644	7.02	128	94,693	3,132	3,512	47.14	52.86
6	3	2017	7	14	6,643	7.02	129	94,693	3,543	3,100	53.33	46.67
6	14	2017	4	16	6,643	7.02	130	94,693	3,064	3,579	46.12	53.88
8	15	2017	3	17	6,642	7.01	131	94,693	3,162	3,480	47.61	52.39
11	1	2017	4	17	6,641	7.01	132	94,693	3,169	3,472	47.72	52.28
7	26	2017	4	16	6,640	7.01	133	94,693	3,076	3,564	46.33	53.67
7	13	2017	5	17	6,639	7.01	134	94,693	3,075	3,564	46.32	53.68
7	28	2017	6	13	6,639	7.01	135	94,693	3,279	3,360	49.39	50.61
9	16	2017	7	17	6,639	7.01	136	94,693	3,508	3,131	52.84	47.16
9	29	2017	6	14	6,639	7.01	137	94,693	3,260	3,379	49.10	50.90
7	20	2017	5	18	6,638	7.01	138	94,693	3,131	3,507	47.17	52.83
8	4	2017	6	14	6,638	7.01	139	94,693	3,247	3,391	48.92	51.08
8	31	2017	5	16	6,638	7.01	140	94,693	3,067	3,571	46.20	53.80
10	24	2017	3	16	6,637	7.01	141	94,693	3,112	3,525	46.89	53.11
9	13	2017	4	16	6,636	7.01	142	94,693	3,167	3,469	47.72	52.28
6	27	2017	3	15	6,635	7.01	143	94,693	3,034	3,601	45.73	54.27
10	6	2017	6	16	6,635	7.01	144	94,693	3,212	3,423	48.41	51.59
11	15	2017	4	16	6,634	7.01	145	94,693	3,077	3,557	46.38	53.62
9	8	2017	6	16	6,633	7.00	146	94,693	3,193	3,440	48.14	51.86
5	8	2017	2	16	6,630	7.00	147	94,693	2,959	3,671	44.63	55.37
8	3	2017	5	17	6,630	7.00	148	94,693	3,115	3,515	46.98	53.02
9	14	2017	5	18	6,629	7.00	149	94,693	3,073	3,556	46.36	53.64
9	14	2017	5	16	6,628	7.00	150	94,693	3,208	3,420	48.40	51.60
11	10	2017	6	15	6,628	7.00	151	94,693	3,145	3,483	47.45	52.55
6	20	2017	3	16	6,627	7.00	152	94,693	3,051	3,576	46.04	53.96
8	1	2017	3	17	6,626	7.00	153	94,693	3,129	3,497	47.22	52.78
10	17	2017	3	17	6,625	7.00	154	94,693	3,005	3,620	45.36	54.64
9	12	2017	3	16	6,624	7.00	155	94,693	2,955	3,669	44.61	55.39
10	31	2017	3	17	6,624	7.00	156	94,693	3,214	3,410	48.52	51.48
6	14	2017	4	18	6,623	6.99	157	94,693	3,068	3,555	46.32	53.68
7	7	2017	6	14	6,623	6.99	158	94,693	3,326	3,297	50.22	49.78
7	17	2017	2	15	6,623	6.99	159	94,693	3,075	3,548	46.43	53.57
8	10	2017	5	16	6,622	6.99	160	94,693	3,154	3,468	47.63	52.37
5	31	2017	4	16	6,620	6.99	161	94,693	2,872	3,748	43.38	56.62
12	21	2017	5	15	6,620	6.99	162	94,693	3,128	3,492	47.25	52.75
7	12	2017	4	15	6,617	6.99	163	94,693	3,057	3,560	46.20	53.80
9	23	2017	7	18	6,617	6.99	164	94,693	3,419	3,198	51.67	48.33
7	20	2017	5	15	6,616	6.99	165	94,693	3,116	3,500	47.10	52.90
4	3	2017	2	16	6,615	6.99	166	94,693	2,849	3,766	43.07	56.93
7	18	2017	3	15	6,615	6.99	167	94,693	2,993	3,622	45.25	54.75
11	20	2017	2	15	6,615	6.99	168	94,693	3,114	3,501	47.07	52.93
6	17	2017	7	12	6,614	6.98	169	94,693	3,336	3,278	50.44	49.56

MO	DY	YR	DAY OF WK	HR	HR VOL	PERCENT OF AADT	HOUR NUMBER	AADT	EAST VOLUME	WEST VOLUME	PERCENT EAST IS OF TOTAL VOLUME	PERCENT WEST IS OF TOTAL VOLUME
6	30	2017	6	16	6,614	6.98	170	94,693	3,178	3,436	48.05	51.95
3	31	2017	6	17	6,613	6.98	171	94,693	3,145	3,468	47.56	52.44
6	16	2017	6	16	6,613	6.98	172	94,693	3,195	3,418	48.31	51.69
7	19	2017	4	15	6,613	6.98	173	94,693	3,087	3,526	46.68	53.32
7	25	2017	3	17	6,613	6.98	174	94,693	3,147	3,466	47.59	52.41
7	26	2017	4	17	6,613	6.98	175	94,693	3,164	3,449	47.85	52.15
11	1	2017	4	16	6,612	6.98	176	94,693	2,905	3,707	43.94	56.06
9	29	2017	6	17	6,611	6.98	177	94,693	3,138	3,473	47.47	52.53
4	28	2017	6	14	6,610	6.98	178	94,693	3,096	3,514	46.84	53.16
1	24	2017	3	16	6,609	6.98	179	94,693	2,841	3,768	42.99	57.01
1	27	2017	6	17	6,609	6.98	180	94,693	3,202	3,407	48.45	51.55
8	23	2017	4	18	6,609	6.98	181	94,693	3,020	3,589	45.70	54.30
6	19	2017	2	17	6,606	6.98	182	94,693	3,030	3,576	45.87	54.13
8	25	2017	6	13	6,606	6.98	183	94,693	3,242	3,364	49.08	50.92
6	21	2017	4	16	6,605	6.98	184	94,693	3,118	3,487	47.21	52.79
6	27	2017	3	17	6,605	6.98	185	94,693	3,138	3,467	47.51	52.49
7	29	2017	7	16	6,605	6.98	186	94,693	3,561	3,044	53.91	46.09
11	18	2017	7	16	6,605	6.98	187	94,693	3,417	3,188	51.73	48.27
8	10	2017	5	18	6,604	6.97	188	94,693	3,124	3,480	47.30	52.70
7	8	2017	7	11	6,601	6.97	189	94,693	3,338	3,263	50.57	49.43
8	11	2017	6	17	6,601	6.97	190	94,693	3,135	3,466	47.49	52.51
8	1	2017	3	18	6,600	6.97	191	94,693	3,120	3,480	47.27	52.73
7	22	2017	7	14	6,599	6.97	192	94,693	3,466	3,133	52.52	47.48
4	28	2017	6	16	6,598	6.97	193	94,693	3,127	3,471	47.39	52.61
2	14	2017	3	17	6,597	6.97	194	94,693	3,110	3,487	47.14	52.86
10	27	2017	6	17	6,597	6.97	195	94,693	3,193	3,404	48.40	51.60
7	1	2017	7	14	6,596	6.97	196	94,693	3,167	3,429	48.01	51.99
7	15	2017	7	12	6,596	6.97	197	94,693	3,305	3,291	50.11	49.89
7	3	2017	2	16	6,595	6.96	198	94,693	3,025	3,570	45.87	54.13
7	28	2017	6	16	6,593	6.96	199	94,693	3,221	3,372	48.85	51.15
6	1	2017	5	18	6,592	6.96	200	94,693	2,995	3,597	45.43	54.57





AADT= 123,781      K 30 FACTOR= 7.76      K 100 FACTOR= 7.61      K 200 FACTOR= 7.50      D 30 FACTOR= 57.11



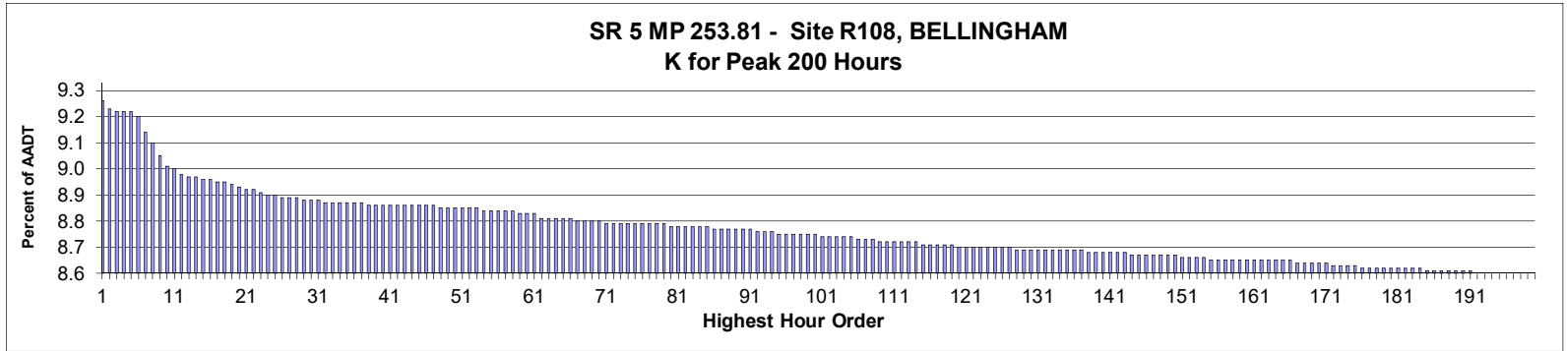
MO	DY	YR	DAY OF WK	HR	HR VOL	PERCENT OF AADT	HOUR NUMBER	AADT	EAST VOLUME	WEST VOLUME	PERCENT EAST IS OF TOTAL VOLUME	PERCENT WEST IS OF TOTAL VOLUME
6	13	2017	3	18	9,895	7.99	1	123,781	4,262	5,633	43.07	56.93
4	11	2017	3	18	9,865	7.97	2	123,781	3,930	5,935	39.84	60.16
4	11	2017	3	17	9,852	7.96	3	123,781	3,970	5,882	40.30	59.70
12	14	2017	5	17	9,825	7.94	4	123,781	4,142	5,683	42.16	57.84
10	17	2017	3	18	9,754	7.88	5	123,781	3,989	5,765	40.90	59.10
1	25	2017	4	17	9,741	7.87	6	123,781	3,974	5,767	40.80	59.20
1	26	2017	5	17	9,727	7.86	7	123,781	3,951	5,776	40.62	59.38
9	7	2017	5	17	9,710	7.84	8	123,781	4,127	5,583	42.50	57.50
6	7	2017	4	17	9,694	7.83	9	123,781	4,129	5,565	42.59	57.41
6	13	2017	3	17	9,693	7.83	10	123,781	4,138	5,555	42.69	57.31
1	24	2017	3	17	9,692	7.83	11	123,781	3,877	5,815	40.00	60.00
11	7	2017	3	17	9,688	7.83	12	123,781	3,990	5,698	41.18	58.82
5	23	2017	3	17	9,670	7.81	13	123,781	3,985	5,685	41.21	58.79
6	14	2017	4	17	9,669	7.81	14	123,781	3,985	5,684	41.21	58.79
10	3	2017	3	18	9,669	7.81	15	123,781	4,048	5,621	41.87	58.13
5	9	2017	3	17	9,667	7.81	16	123,781	3,974	5,693	41.11	58.89

MO	DY	YR	DAY OF WK	HR	HR VOL	PERCENT OF AADT	HOUR NUMBER	AADT	EAST VOLUME	WEST VOLUME	PERCENT EAST IS OF TOTAL VOLUME	PERCENT WEST IS OF TOTAL VOLUME
10	10	2017	3	17	9,661	7.80	17	123,781	3,993	5,668	41.33	58.67
2	2	2017	5	17	9,657	7.80	18	123,781	4,008	5,649	41.50	58.50
9	27	2017	4	17	9,652	7.80	19	123,781	4,038	5,614	41.84	58.16
11	29	2017	4	17	9,648	7.79	20	123,781	4,040	5,608	41.87	58.13
10	5	2017	5	17	9,645	7.79	21	123,781	4,135	5,510	42.87	57.13
11	1	2017	4	17	9,638	7.79	22	123,781	4,059	5,579	42.11	57.89
8	29	2017	3	17	9,631	7.78	23	123,781	4,200	5,431	43.61	56.39
2	1	2017	4	17	9,626	7.78	24	123,781	3,894	5,732	40.45	59.55
10	3	2017	3	17	9,622	7.77	25	123,781	4,015	5,607	41.73	58.27
10	26	2017	5	17	9,621	7.77	26	123,781	4,076	5,545	42.37	57.63
1	20	2017	6	17	9,610	7.76	27	123,781	3,997	5,613	41.59	58.41
1	24	2017	3	18	9,607	7.76	28	123,781	3,891	5,716	40.50	59.50
5	3	2017	4	17	9,607	7.76	29	123,781	3,958	5,649	41.20	58.80
10	25	2017	4	17	9,604	7.76	30	123,781	4,119	5,485	42.89	57.11
9	20	2017	4	18	9,602	7.76	31	123,781	3,994	5,608	41.60	58.40
9	25	2017	2	17	9,597	7.75	32	123,781	3,945	5,652	41.11	58.89
3	16	2017	5	17	9,586	7.74	33	123,781	4,062	5,524	42.37	57.63
6	1	2017	5	18	9,586	7.74	34	123,781	3,964	5,622	41.35	58.65
9	8	2017	6	17	9,585	7.74	35	123,781	4,049	5,536	42.24	57.76
2	14	2017	3	17	9,583	7.74	36	123,781	3,953	5,630	41.25	58.75
10	24	2017	3	17	9,582	7.74	37	123,781	4,022	5,560	41.97	58.03
9	12	2017	3	17	9,578	7.74	38	123,781	4,004	5,574	41.80	58.20
6	6	2017	3	17	9,577	7.74	39	123,781	4,015	5,562	41.92	58.08
9	21	2017	5	17	9,577	7.74	40	123,781	3,995	5,582	41.71	58.29
10	17	2017	3	17	9,573	7.73	41	123,781	3,968	5,605	41.45	58.55
11	1	2017	4	18	9,571	7.73	42	123,781	3,898	5,673	40.73	59.27
2	28	2017	3	17	9,568	7.73	43	123,781	3,801	5,767	39.73	60.27
5	16	2017	3	18	9,564	7.73	44	123,781	3,727	5,837	38.97	61.03
10	4	2017	4	17	9,563	7.73	45	123,781	4,033	5,530	42.17	57.83
8	29	2017	3	18	9,560	7.72	46	123,781	4,087	5,473	42.75	57.25
1	31	2017	3	17	9,553	7.72	47	123,781	3,867	5,686	40.48	59.52
12	13	2017	4	17	9,552	7.72	48	123,781	4,084	5,468	42.76	57.24
9	21	2017	5	18	9,549	7.71	49	123,781	4,023	5,526	42.13	57.87
12	21	2017	5	17	9,547	7.71	50	123,781	4,141	5,406	43.37	56.63
9	20	2017	4	17	9,544	7.71	51	123,781	4,078	5,466	42.73	57.27
12	12	2017	3	17	9,538	7.71	52	123,781	4,039	5,499	42.35	57.65
12	5	2017	3	17	9,537	7.70	53	123,781	3,983	5,554	41.76	58.24
5	10	2017	4	18	9,532	7.70	54	123,781	3,868	5,664	40.58	59.42
5	10	2017	4	17	9,531	7.70	55	123,781	3,933	5,598	41.27	58.73
9	28	2017	5	17	9,527	7.70	56	123,781	3,913	5,614	41.07	58.93
4	27	2017	5	18	9,522	7.69	57	123,781	3,835	5,687	40.28	59.72
10	6	2017	6	17	9,521	7.69	58	123,781	4,003	5,518	42.04	57.96
12	6	2017	4	18	9,521	7.69	59	123,781	3,936	5,585	41.34	58.66
10	9	2017	2	17	9,519	7.69	60	123,781	3,892	5,627	40.89	59.11
2	28	2017	3	18	9,513	7.69	61	123,781	3,783	5,730	39.77	60.23
12	11	2017	2	17	9,511	7.68	62	123,781	3,967	5,544	41.71	58.29
9	22	2017	6	16	9,497	7.67	63	123,781	4,263	5,234	44.89	55.11
4	13	2017	5	17	9,496	7.67	64	123,781	3,832	5,664	40.35	59.65
8	15	2017	3	17	9,495	7.67	65	123,781	3,988	5,507	42.00	58.00
1	30	2017	2	17	9,493	7.67	66	123,781	3,778	5,715	39.80	60.20
4	27	2017	5	17	9,492	7.67	67	123,781	3,903	5,589	41.12	58.88

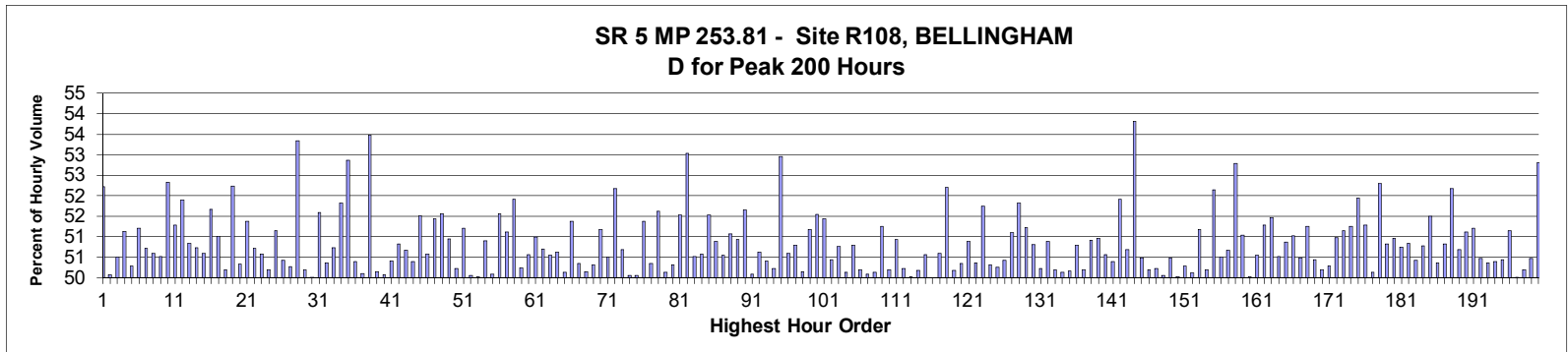
MO	DY	YR	DAY OF WK	HR	HR VOL	PERCENT OF AADT	HOUR NUMBER	AADT	EAST VOLUME	WEST VOLUME	PERCENT EAST IS OF TOTAL VOLUME	PERCENT WEST IS OF TOTAL VOLUME
5	30	2017	3	17	9,492	7.67	68	123,781	3,926	5,566	41.36	58.64
11	6	2017	2	17	9,491	7.67	69	123,781	3,804	5,687	40.08	59.92
4	4	2017	3	17	9,484	7.66	70	123,781	3,961	5,523	41.77	58.23
10	31	2017	3	16	9,483	7.66	71	123,781	4,202	5,281	44.31	55.69
6	8	2017	5	18	9,474	7.65	72	123,781	3,742	5,732	39.50	60.50
9	11	2017	2	17	9,473	7.65	73	123,781	3,948	5,525	41.68	58.32
1	13	2017	6	17	9,472	7.65	74	123,781	4,071	5,401	42.98	57.02
2	16	2017	5	17	9,472	7.65	75	123,781	3,921	5,551	41.40	58.60
6	1	2017	5	17	9,472	7.65	76	123,781	4,083	5,389	43.11	56.89
12	6	2017	4	17	9,472	7.65	77	123,781	3,931	5,541	41.50	58.50
5	12	2017	6	17	9,468	7.65	78	123,781	3,890	5,578	41.09	58.91
12	8	2017	6	17	9,467	7.65	79	123,781	4,097	5,370	43.28	56.72
10	30	2017	2	17	9,464	7.65	80	123,781	3,923	5,541	41.45	58.55
6	12	2017	2	17	9,463	7.64	81	123,781	3,850	5,613	40.68	59.32
3	1	2017	4	17	9,460	7.64	82	123,781	3,886	5,574	41.08	58.92
9	12	2017	3	18	9,454	7.64	83	123,781	3,853	5,601	40.76	59.24
10	5	2017	5	18	9,454	7.64	84	123,781	4,167	5,287	44.08	55.92
6	14	2017	4	18	9,451	7.64	85	123,781	3,863	5,588	40.87	59.13
1	31	2017	3	18	9,448	7.63	86	123,781	3,881	5,567	41.08	58.92
5	24	2017	4	17	9,448	7.63	87	123,781	3,938	5,510	41.68	58.32
5	24	2017	4	18	9,442	7.63	88	123,781	3,940	5,502	41.73	58.27
10	4	2017	4	18	9,442	7.63	89	123,781	3,978	5,464	42.13	57.87
12	5	2017	3	18	9,438	7.62	90	123,781	3,933	5,505	41.67	58.33
7	25	2017	3	17	9,435	7.62	91	123,781	3,910	5,525	41.44	58.56
3	10	2017	6	17	9,433	7.62	92	123,781	3,760	5,673	39.86	60.14
9	27	2017	4	18	9,433	7.62	93	123,781	3,881	5,552	41.14	58.86
9	6	2017	4	18	9,432	7.62	94	123,781	3,825	5,607	40.55	59.45
11	6	2017	2	18	9,432	7.62	95	123,781	3,968	5,464	42.07	57.93
5	9	2017	3	18	9,427	7.62	96	123,781	3,791	5,636	40.21	59.79
10	23	2017	2	17	9,427	7.62	97	123,781	3,866	5,561	41.01	58.99
6	12	2017	2	18	9,425	7.61	98	123,781	3,775	5,650	40.05	59.95
9	25	2017	2	18	9,424	7.61	99	123,781	3,830	5,594	40.64	59.36
3	30	2017	5	17	9,421	7.61	100	123,781	3,926	5,495	41.67	58.33
4	19	2017	4	18	9,421	7.61	101	123,781	3,665	5,756	38.90	61.10
1	11	2017	4	18	9,420	7.61	102	123,781	3,789	5,631	40.22	59.78
2	16	2017	5	18	9,420	7.61	103	123,781	3,820	5,600	40.55	59.45
5	2	2017	3	17	9,417	7.61	104	123,781	3,893	5,524	41.34	58.66
11	15	2017	4	17	9,417	7.61	105	123,781	3,944	5,473	41.88	58.12
9	22	2017	6	17	9,411	7.60	106	123,781	4,044	5,367	42.97	57.03
5	25	2017	5	17	9,407	7.60	107	123,781	3,924	5,483	41.71	58.29
3	29	2017	4	17	9,406	7.60	108	123,781	3,736	5,670	39.72	60.28
8	30	2017	4	18	9,406	7.60	109	123,781	3,881	5,525	41.26	58.74
2	13	2017	2	18	9,404	7.60	110	123,781	3,765	5,639	40.04	59.96
7	11	2017	3	17	9,404	7.60	111	123,781	3,843	5,561	40.87	59.13
11	20	2017	2	17	9,401	7.59	112	123,781	3,909	5,492	41.58	58.42
8	8	2017	3	17	9,397	7.59	113	123,781	4,010	5,387	42.67	57.33
8	1	2017	3	18	9,395	7.59	114	123,781	3,931	5,464	41.84	58.16
1	26	2017	5	18	9,388	7.58	115	123,781	3,795	5,593	40.42	59.58
6	5	2017	2	17	9,387	7.58	116	123,781	3,807	5,580	40.56	59.44
5	8	2017	2	18	9,386	7.58	117	123,781	3,656	5,730	38.95	61.05
3	21	2017	3	17	9,384	7.58	118	123,781	3,827	5,557	40.78	59.22

MO	DY	YR	DAY OF WK	HR	HR VOL	PERCENT OF AADT	HOUR NUMBER	AADT	EAST VOLUME	WEST VOLUME	PERCENT EAST IS OF TOTAL VOLUME	PERCENT WEST IS OF TOTAL VOLUME
12	8	2017	6	16	9,383	7.58	119	123,781	4,202	5,181	44.78	55.22
9	6	2017	4	17	9,381	7.58	120	123,781	3,826	5,555	40.78	59.22
5	4	2017	5	16	9,380	7.58	121	123,781	4,162	5,218	44.37	55.63
5	30	2017	3	18	9,378	7.58	122	123,781	3,798	5,580	40.50	59.50
5	23	2017	3	18	9,377	7.58	123	123,781	3,847	5,530	41.03	58.97
11	29	2017	4	18	9,375	7.57	124	123,781	3,941	5,434	42.04	57.96
7	12	2017	4	17	9,374	7.57	125	123,781	3,955	5,419	42.19	57.81
8	7	2017	2	18	9,374	7.57	126	123,781	3,918	5,456	41.80	58.20
1	10	2017	3	18	9,373	7.57	127	123,781	3,648	5,725	38.92	61.08
10	12	2017	5	17	9,373	7.57	128	123,781	3,785	5,588	40.38	59.62
5	1	2017	2	17	9,370	7.57	129	123,781	3,772	5,598	40.26	59.74
4	26	2017	4	17	9,369	7.57	130	123,781	3,783	5,586	40.38	59.62
9	14	2017	5	17	9,367	7.57	131	123,781	4,122	5,245	44.01	55.99
8	14	2017	2	18	9,366	7.57	132	123,781	3,792	5,574	40.49	59.51
4	4	2017	3	18	9,365	7.57	133	123,781	3,735	5,630	39.88	60.12
10	16	2017	2	17	9,365	7.57	134	123,781	3,829	5,536	40.89	59.11
9	7	2017	5	18	9,364	7.56	135	123,781	3,985	5,379	42.56	57.44
1	19	2017	5	17	9,362	7.56	136	123,781	3,690	5,672	39.41	60.59
5	17	2017	4	17	9,362	7.56	137	123,781	3,887	5,475	41.52	58.48
2	2	2017	5	18	9,361	7.56	138	123,781	3,798	5,563	40.57	59.43
2	14	2017	3	16	9,360	7.56	139	123,781	4,272	5,088	45.64	54.36
8	15	2017	3	18	9,360	7.56	140	123,781	3,827	5,533	40.89	59.11
9	13	2017	4	18	9,360	7.56	141	123,781	3,775	5,585	40.33	59.67
9	14	2017	5	18	9,360	7.56	142	123,781	3,907	5,453	41.74	58.26
5	25	2017	5	18	9,358	7.56	143	123,781	3,846	5,512	41.10	58.90
8	8	2017	3	18	9,356	7.56	144	123,781	3,882	5,474	41.49	58.51
4	19	2017	4	17	9,355	7.56	145	123,781	3,639	5,716	38.90	61.10
10	24	2017	3	18	9,355	7.56	146	123,781	3,899	5,456	41.68	58.32
12	20	2017	4	17	9,355	7.56	147	123,781	3,830	5,525	40.94	59.06
1	11	2017	4	17	9,353	7.56	148	123,781	3,772	5,581	40.33	59.67
2	13	2017	2	17	9,350	7.55	149	123,781	3,825	5,525	40.91	59.09
5	8	2017	2	17	9,349	7.55	150	123,781	3,793	5,556	40.57	59.43
10	26	2017	5	18	9,349	7.55	151	123,781	3,921	5,428	41.94	58.06
7	26	2017	4	17	9,348	7.55	152	123,781	4,021	5,327	43.01	56.99
12	15	2017	6	17	9,348	7.55	153	123,781	3,962	5,386	42.38	57.62
7	13	2017	5	18	9,345	7.55	154	123,781	3,847	5,498	41.17	58.83
6	7	2017	4	16	9,343	7.55	155	123,781	4,227	5,116	45.24	54.76
3	23	2017	5	17	9,340	7.55	156	123,781	3,695	5,645	39.56	60.44
8	31	2017	5	17	9,339	7.54	157	123,781	3,927	5,412	42.05	57.95
6	7	2017	4	18	9,338	7.54	158	123,781	3,910	5,428	41.87	58.13
5	17	2017	4	16	9,336	7.54	159	123,781	4,209	5,127	45.08	54.92
7	25	2017	3	18	9,336	7.54	160	123,781	3,856	5,480	41.30	58.70
10	13	2017	6	16	9,333	7.54	161	123,781	3,972	5,361	42.56	57.44
10	27	2017	6	17	9,333	7.54	162	123,781	3,910	5,423	41.89	58.11
10	10	2017	3	18	9,331	7.54	163	123,781	3,903	5,428	41.83	58.17
6	2	2017	6	17	9,328	7.54	164	123,781	3,824	5,504	40.99	59.01
6	8	2017	5	17	9,328	7.54	165	123,781	3,775	5,553	40.47	59.53
8	23	2017	4	17	9,328	7.54	166	123,781	4,008	5,320	42.97	57.03
8	17	2017	5	17	9,326	7.53	167	123,781	3,810	5,516	40.85	59.15
2	22	2017	4	17	9,324	7.53	168	123,781	3,827	5,497	41.04	58.96
5	22	2017	2	17	9,323	7.53	169	123,781	3,769	5,554	40.43	59.57

MO	DY	YR	DAY OF WK	HR	HR VOL	PERCENT OF AADT	HOUR NUMBER	AADT	EAST VOLUME	WEST VOLUME	PERCENT EAST IS OF TOTAL VOLUME	PERCENT WEST IS OF TOTAL VOLUME
7	19	2017	4	17	9,318	7.53	170	123,781	3,979	5,339	42.70	57.30
6	28	2017	4	17	9,317	7.53	171	123,781	3,837	5,480	41.18	58.82
9	5	2017	3	18	9,315	7.53	172	123,781	3,882	5,433	41.67	58.33
10	31	2017	3	17	9,315	7.53	173	123,781	3,839	5,476	41.21	58.79
11	30	2017	5	17	9,315	7.53	174	123,781	3,934	5,381	42.23	57.77
8	17	2017	5	18	9,314	7.52	175	123,781	3,713	5,601	39.86	60.14
11	1	2017	4	16	9,314	7.52	176	123,781	4,162	5,152	44.69	55.31
9	26	2017	3	18	9,313	7.52	177	123,781	3,848	5,465	41.32	58.68
9	13	2017	4	17	9,311	7.52	178	123,781	3,775	5,536	40.54	59.46
12	11	2017	2	18	9,308	7.52	179	123,781	3,763	5,545	40.43	59.57
11	30	2017	5	18	9,306	7.52	180	123,781	3,886	5,420	41.76	58.24
12	14	2017	5	16	9,306	7.52	181	123,781	4,172	5,134	44.83	55.17
12	13	2017	4	16	9,305	7.52	182	123,781	4,182	5,123	44.94	55.06
8	24	2017	5	17	9,300	7.51	183	123,781	3,876	5,424	41.68	58.32
9	15	2017	6	17	9,300	7.51	184	123,781	3,890	5,410	41.83	58.17
1	5	2017	5	17	9,299	7.51	185	123,781	3,809	5,490	40.96	59.04
6	13	2017	3	16	9,299	7.51	186	123,781	4,155	5,144	44.68	55.32
7	27	2017	5	17	9,299	7.51	187	123,781	3,913	5,386	42.08	57.92
5	3	2017	4	16	9,297	7.51	188	123,781	4,068	5,229	43.76	56.24
10	11	2017	4	17	9,295	7.51	189	123,781	3,989	5,306	42.92	57.08
8	24	2017	5	18	9,294	7.51	190	123,781	3,885	5,409	41.80	58.20
8	2	2017	4	18	9,293	7.51	191	123,781	3,801	5,492	40.90	59.10
12	7	2017	5	17	9,293	7.51	192	123,781	4,045	5,248	43.53	56.47
4	26	2017	4	18	9,291	7.51	193	123,781	3,638	5,653	39.16	60.84
7	18	2017	3	17	9,290	7.51	194	123,781	3,984	5,306	42.88	57.12
5	17	2017	4	18	9,289	7.50	195	123,781	3,642	5,647	39.21	60.79
9	26	2017	3	17	9,288	7.50	196	123,781	3,931	5,357	42.32	57.68
10	18	2017	4	17	9,288	7.50	197	123,781	3,829	5,459	41.23	58.77
5	3	2017	4	18	9,285	7.50	198	123,781	3,783	5,502	40.74	59.26
9	29	2017	6	18	9,282	7.50	199	123,781	4,041	5,241	43.54	56.46
1	4	2017	4	17	9,279	7.50	200	123,781	3,672	5,607	39.57	60.43



**AADT=** 81,612     
**K 30 FACTOR=** 8.85     
**K 100 FACTOR=** 8.72     
**K 200 FACTOR=** 8.57     
**D 30 FACTOR=** 50.01



MO	DY	YR	DAY OF WK	HR	HR VOL	PERCENT OF AADT	HOUR NUMBER	AADT	NORTH VOLUME	SOUTH VOLUME	PERCENT NORTH IS OF TOTAL VOLUME	PERCENT SOUTH IS OF TOTAL VOLUME
10	9	2017	2	17	7,536	9.23	1	81,612	3,935	3,601	52.22	47.78
5	19	2017	6	17	7,509	9.20	2	81,612	3,760	3,749	50.07	49.93
4	13	2017	5	18	7,501	9.19	3	81,612	3,713	3,788	49.50	50.50
5	12	2017	6	17	7,497	9.19	4	81,612	3,833	3,664	51.13	48.87
9	22	2017	6	17	7,497	9.19	5	81,612	3,770	3,727	50.29	49.71
4	14	2017	6	17	7,486	9.17	6	81,612	3,653	3,833	48.80	51.20
4	13	2017	5	17	7,433	9.11	7	81,612	3,664	3,769	49.29	50.71
5	18	2017	5	17	7,406	9.07	8	81,612	3,659	3,747	49.41	50.59
10	6	2017	6	17	7,365	9.02	9	81,612	3,720	3,645	50.51	49.49
4	26	2017	4	18	7,326	8.98	10	81,612	3,833	3,493	52.32	47.68
4	19	2017	4	18	7,318	8.97	11	81,612	3,753	3,565	51.28	48.72
6	9	2017	6	16	7,305	8.95	12	81,612	3,514	3,791	48.10	51.90
9	29	2017	6	17	7,296	8.94	13	81,612	3,709	3,587	50.84	49.16
7	27	2017	5	18	7,295	8.94	14	81,612	3,701	3,594	50.73	49.27
8	25	2017	6	17	7,291	8.93	15	81,612	3,602	3,689	49.40	50.60
4	21	2017	6	17	7,288	8.93	16	81,612	3,766	3,522	51.67	48.33

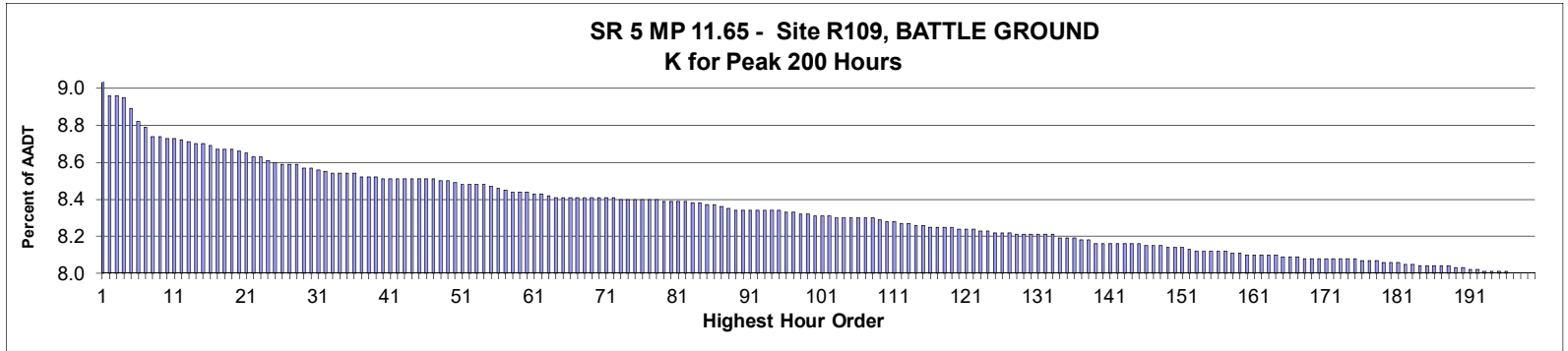
MO	DY	YR	DAY OF WK	HR	HR VOL	PERCENT OF AADT	HOUR NUMBER	AADT	NORTH VOLUME	SOUTH VOLUME	PERCENT NORTH IS OF TOTAL VOLUME	PERCENT SOUTH IS OF TOTAL VOLUME
4	11	2017	3	18	7,277	8.92	17	81,612	3,711	3,566	51.00	49.00
4	18	2017	3	17	7,277	8.92	18	81,612	3,652	3,625	50.19	49.81
5	11	2017	5	18	7,273	8.91	19	81,612	3,799	3,474	52.23	47.77
10	5	2017	5	17	7,260	8.90	20	81,612	3,654	3,606	50.33	49.67
9	15	2017	6	17	7,257	8.89	21	81,612	3,528	3,729	48.62	51.38
7	20	2017	5	17	7,254	8.89	22	81,612	3,575	3,679	49.28	50.72
7	26	2017	4	18	7,250	8.88	23	81,612	3,666	3,584	50.57	49.43
4	12	2017	4	18	7,243	8.87	24	81,612	3,635	3,608	50.19	49.81
5	9	2017	3	18	7,237	8.87	25	81,612	3,702	3,535	51.15	48.85
10	5	2017	5	18	7,234	8.86	26	81,612	3,586	3,648	49.57	50.43
4	14	2017	6	16	7,233	8.86	27	81,612	3,597	3,636	49.73	50.27
5	23	2017	3	18	7,229	8.86	28	81,612	3,856	3,373	53.34	46.66
10	13	2017	6	17	7,225	8.85	29	81,612	3,627	3,598	50.20	49.80
6	2	2017	6	17	7,224	8.85	30	81,612	3,613	3,611	50.01	49.99
4	18	2017	3	18	7,220	8.85	31	81,612	3,725	3,495	51.59	48.41
8	16	2017	4	18	7,218	8.84	32	81,612	3,635	3,583	50.36	49.64
10	12	2017	5	17	7,216	8.84	33	81,612	3,555	3,661	49.27	50.73
10	26	2017	5	18	7,216	8.84	34	81,612	3,739	3,477	51.82	48.18
5	2	2017	3	18	7,214	8.84	35	81,612	3,813	3,401	52.86	47.14
5	4	2017	5	17	7,212	8.84	36	81,612	3,577	3,635	49.60	50.40
10	24	2017	3	18	7,211	8.84	37	81,612	3,598	3,613	49.90	50.10
5	1	2017	2	18	7,210	8.83	38	81,612	3,856	3,354	53.48	46.52
5	19	2017	6	18	7,210	8.83	39	81,612	3,594	3,616	49.85	50.15
7	13	2017	5	17	7,210	8.83	40	81,612	3,600	3,610	49.93	50.07
8	7	2017	2	17	7,209	8.83	41	81,612	3,634	3,575	50.41	49.59
8	24	2017	5	17	7,209	8.83	42	81,612	3,664	3,545	50.83	49.17
6	1	2017	5	18	7,206	8.83	43	81,612	3,651	3,555	50.67	49.33
7	28	2017	6	17	7,206	8.83	44	81,612	3,631	3,575	50.39	49.61
1	27	2017	6	17	7,205	8.83	45	81,612	3,712	3,493	51.52	48.48
6	7	2017	4	18	7,204	8.83	46	81,612	3,644	3,560	50.58	49.42
7	24	2017	2	18	7,204	8.83	47	81,612	3,705	3,499	51.43	48.57
3	16	2017	5	18	7,202	8.82	48	81,612	3,713	3,489	51.56	48.44
3	31	2017	6	17	7,202	8.82	49	81,612	3,669	3,533	50.94	49.06
10	11	2017	4	17	7,201	8.82	50	81,612	3,585	3,616	49.78	50.22
5	10	2017	4	18	7,200	8.82	51	81,612	3,687	3,513	51.21	48.79
5	24	2017	4	17	7,195	8.82	52	81,612	3,601	3,594	50.05	49.95
10	12	2017	5	18	7,195	8.82	53	81,612	3,599	3,596	50.02	49.98
9	22	2017	6	18	7,194	8.81	54	81,612	3,662	3,532	50.90	49.10
10	27	2017	6	18	7,193	8.81	55	81,612	3,591	3,602	49.92	50.08
6	5	2017	2	18	7,191	8.81	56	81,612	3,708	3,483	51.56	48.44
11	10	2017	6	16	7,189	8.81	57	81,612	3,675	3,514	51.12	48.88
7	18	2017	3	18	7,187	8.81	58	81,612	3,731	3,456	51.91	48.09
7	27	2017	5	17	7,184	8.80	59	81,612	3,575	3,609	49.76	50.24
8	18	2017	6	17	7,183	8.80	60	81,612	3,551	3,632	49.44	50.56
6	12	2017	2	18	7,182	8.80	61	81,612	3,662	3,520	50.99	49.01
4	19	2017	4	17	7,167	8.78	62	81,612	3,634	3,533	50.70	49.30
8	17	2017	5	18	7,167	8.78	63	81,612	3,622	3,545	50.54	49.46
8	2	2017	4	18	7,166	8.78	64	81,612	3,628	3,538	50.63	49.37
6	1	2017	5	17	7,165	8.78	65	81,612	3,592	3,573	50.13	49.87
8	9	2017	4	18	7,164	8.78	66	81,612	3,681	3,483	51.38	48.62
7	25	2017	3	18	7,158	8.77	67	81,612	3,604	3,554	50.35	49.65

MO	DY	YR	DAY OF WK	HR	HR VOL	PERCENT OF AADT	HOUR NUMBER	AADT	NORTH VOLUME	SOUTH VOLUME	PERCENT NORTH IS OF TOTAL VOLUME	PERCENT SOUTH IS OF TOTAL VOLUME
10	26	2017	5	17	7,158	8.77	68	81,612	3,590	3,568	50.15	49.85
6	9	2017	6	17	7,156	8.77	69	81,612	3,555	3,601	49.68	50.32
4	25	2017	3	18	7,155	8.77	70	81,612	3,662	3,493	51.18	48.82
2	22	2017	4	18	7,153	8.76	71	81,612	3,612	3,541	50.50	49.50
5	22	2017	2	17	7,152	8.76	72	81,612	3,731	3,421	52.17	47.83
9	19	2017	3	18	7,152	8.76	73	81,612	3,527	3,625	49.31	50.69
6	14	2017	4	18	7,151	8.76	74	81,612	3,572	3,579	49.95	50.05
6	29	2017	5	18	7,149	8.76	75	81,612	3,571	3,578	49.95	50.05
3	10	2017	6	17	7,148	8.76	76	81,612	3,672	3,476	51.37	48.63
8	16	2017	4	17	7,148	8.76	77	81,612	3,599	3,549	50.35	49.65
6	6	2017	3	18	7,146	8.76	78	81,612	3,689	3,457	51.62	48.38
7	12	2017	4	18	7,146	8.76	79	81,612	3,583	3,563	50.14	49.86
2	21	2017	3	18	7,144	8.75	80	81,612	3,595	3,549	50.32	49.68
5	3	2017	4	18	7,142	8.75	81	81,612	3,680	3,462	51.53	48.47
6	9	2017	6	15	7,140	8.75	82	81,612	3,354	3,786	46.97	53.03
2	23	2017	5	18	7,138	8.75	83	81,612	3,606	3,532	50.52	49.48
9	22	2017	6	16	7,137	8.75	84	81,612	3,610	3,527	50.58	49.42
10	10	2017	3	18	7,137	8.75	85	81,612	3,678	3,459	51.53	48.47
8	29	2017	3	18	7,135	8.74	86	81,612	3,631	3,504	50.89	49.11
10	23	2017	2	18	7,135	8.74	87	81,612	3,606	3,529	50.54	49.46
5	24	2017	4	18	7,133	8.74	88	81,612	3,643	3,490	51.07	48.93
7	13	2017	5	18	7,133	8.74	89	81,612	3,633	3,500	50.93	49.07
8	23	2017	4	18	7,133	8.74	90	81,612	3,684	3,449	51.65	48.35
10	27	2017	6	17	7,133	8.74	91	81,612	3,572	3,561	50.08	49.92
3	16	2017	5	17	7,125	8.73	92	81,612	3,607	3,518	50.62	49.38
8	10	2017	5	17	7,125	8.73	93	81,612	3,533	3,592	49.59	50.41
5	31	2017	4	18	7,123	8.73	94	81,612	3,577	3,546	50.22	49.78
10	9	2017	2	16	7,119	8.72	95	81,612	3,770	3,349	52.96	47.04
7	12	2017	4	17	7,118	8.72	96	81,612	3,517	3,601	49.41	50.59
8	10	2017	5	18	7,118	8.72	97	81,612	3,616	3,502	50.80	49.20
10	25	2017	4	18	7,115	8.72	98	81,612	3,568	3,547	50.15	49.85
7	19	2017	4	17	7,114	8.72	99	81,612	3,473	3,641	48.82	51.18
9	20	2017	4	17	7,114	8.72	100	81,612	3,447	3,667	48.45	51.55
3	30	2017	5	18	7,112	8.71	101	81,612	3,658	3,454	51.43	48.57
8	11	2017	6	17	7,112	8.71	102	81,612	3,525	3,587	49.56	50.44
5	31	2017	4	17	7,108	8.71	103	81,612	3,608	3,500	50.76	49.24
8	18	2017	6	18	7,108	8.71	104	81,612	3,563	3,545	50.13	49.87
7	20	2017	5	18	7,107	8.71	105	81,612	3,610	3,497	50.79	49.21
9	28	2017	5	17	7,101	8.70	106	81,612	3,537	3,564	49.81	50.19
7	19	2017	4	18	7,099	8.70	107	81,612	3,544	3,555	49.92	50.08
2	14	2017	3	17	7,098	8.70	108	81,612	3,540	3,558	49.87	50.13
3	23	2017	5	18	7,096	8.69	109	81,612	3,637	3,459	51.25	48.75
7	25	2017	3	17	7,095	8.69	110	81,612	3,533	3,562	49.80	50.20
6	2	2017	6	18	7,092	8.69	111	81,612	3,480	3,612	49.07	50.93
5	2	2017	3	17	7,091	8.69	112	81,612	3,561	3,530	50.22	49.78
4	12	2017	4	17	7,089	8.69	113	81,612	3,546	3,543	50.02	49.98
5	16	2017	3	17	7,089	8.69	114	81,612	3,532	3,557	49.82	50.18
9	14	2017	5	18	7,088	8.68	115	81,612	3,584	3,504	50.56	49.44
7	7	2017	6	17	7,086	8.68	116	81,612	3,543	3,543	50.00	50.00
10	4	2017	4	17	7,085	8.68	117	81,612	3,500	3,585	49.40	50.60
5	22	2017	2	18	7,083	8.68	118	81,612	3,697	3,386	52.20	47.80

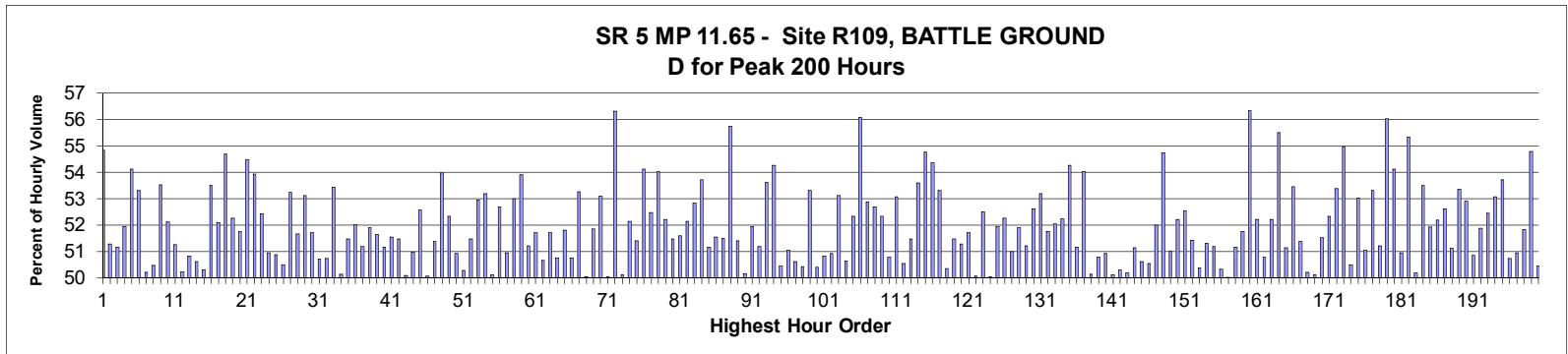


MO	DY	YR	DAY OF WK	HR	HR VOL	PERCENT OF AADT	HOUR NUMBER	AADT	NORTH VOLUME	SOUTH VOLUME	PERCENT NORTH IS OF TOTAL VOLUME	PERCENT SOUTH IS OF TOTAL VOLUME
6	23	2017	6	17	7,081	8.68	119	81,612	3,528	3,553	49.82	50.18
5	17	2017	4	17	7,079	8.67	120	81,612	3,515	3,564	49.65	50.35
5	16	2017	3	18	7,078	8.67	121	81,612	3,602	3,476	50.89	49.11
4	20	2017	5	17	7,077	8.67	122	81,612	3,512	3,565	49.63	50.37
5	26	2017	6	17	7,077	8.67	123	81,612	3,662	3,415	51.75	48.25
8	3	2017	5	18	7,077	8.67	124	81,612	3,561	3,516	50.32	49.68
10	4	2017	4	18	7,077	8.67	125	81,612	3,557	3,520	50.26	49.74
9	8	2017	6	18	7,076	8.67	126	81,612	3,568	3,508	50.42	49.58
6	29	2017	5	17	7,072	8.67	127	81,612	3,458	3,614	48.90	51.10
2	13	2017	2	17	7,071	8.66	128	81,612	3,664	3,407	51.82	48.18
4	28	2017	6	17	7,070	8.66	129	81,612	3,449	3,621	48.78	51.22
9	15	2017	6	18	7,070	8.66	130	81,612	3,478	3,592	49.19	50.81
2	23	2017	5	17	7,067	8.66	131	81,612	3,517	3,550	49.77	50.23
4	26	2017	4	17	7,066	8.66	132	81,612	3,595	3,471	50.88	49.12
6	12	2017	2	17	7,066	8.66	133	81,612	3,547	3,519	50.20	49.80
10	24	2017	3	17	7,066	8.66	134	81,612	3,523	3,543	49.86	50.14
11	1	2017	4	17	7,066	8.66	135	81,612	3,522	3,544	49.84	50.16
5	8	2017	2	17	7,064	8.66	136	81,612	3,588	3,476	50.79	49.21
10	11	2017	4	18	7,064	8.66	137	81,612	3,546	3,518	50.20	49.80
5	18	2017	5	18	7,063	8.65	138	81,612	3,596	3,467	50.91	49.09
6	20	2017	3	18	7,063	8.65	139	81,612	3,599	3,464	50.96	49.04
10	25	2017	4	17	7,063	8.65	140	81,612	3,571	3,492	50.56	49.44
8	31	2017	5	17	7,059	8.65	141	81,612	3,502	3,557	49.61	50.39
9	1	2017	6	17	7,059	8.65	142	81,612	3,664	3,395	51.91	48.09
9	29	2017	6	18	7,059	8.65	143	81,612	3,578	3,481	50.69	49.31
6	9	2017	6	14	7,054	8.64	144	81,612	3,258	3,796	46.19	53.81
9	5	2017	3	18	7,054	8.64	145	81,612	3,561	3,493	50.48	49.52
10	13	2017	6	18	7,054	8.64	146	81,612	3,541	3,513	50.20	49.80
8	17	2017	5	17	7,053	8.64	147	81,612	3,510	3,543	49.77	50.23
8	30	2017	4	18	7,051	8.64	148	81,612	3,521	3,530	49.94	50.06
11	8	2017	4	17	7,051	8.64	149	81,612	3,559	3,492	50.48	49.52
5	10	2017	4	17	7,048	8.64	150	81,612	3,522	3,526	49.97	50.03
9	8	2017	6	17	7,047	8.63	151	81,612	3,544	3,503	50.29	49.71
8	2	2017	4	17	7,044	8.63	152	81,612	3,514	3,530	49.89	50.11
8	14	2017	2	18	7,042	8.63	153	81,612	3,604	3,438	51.18	48.82
6	27	2017	3	18	7,041	8.63	154	81,612	3,534	3,507	50.19	49.81
6	10	2017	7	14	7,039	8.62	155	81,612	3,671	3,368	52.15	47.85
4	11	2017	3	17	7,038	8.62	156	81,612	3,554	3,484	50.50	49.50
8	29	2017	3	17	7,038	8.62	157	81,612	3,566	3,472	50.67	49.33
6	16	2017	6	17	7,037	8.62	158	81,612	3,322	3,715	47.21	52.79
8	23	2017	4	17	7,037	8.62	159	81,612	3,592	3,445	51.04	48.96
8	30	2017	4	17	7,037	8.62	160	81,612	3,517	3,520	49.98	50.02
6	21	2017	4	18	7,036	8.62	161	81,612	3,556	3,480	50.54	49.46
8	3	2017	5	17	7,036	8.62	162	81,612	3,428	3,608	48.72	51.28
6	30	2017	6	17	7,035	8.62	163	81,612	3,621	3,414	51.47	48.53
11	7	2017	3	17	7,033	8.62	164	81,612	3,553	3,480	50.52	49.48
11	15	2017	4	17	7,033	8.62	165	81,612	3,455	3,578	49.13	50.87
8	24	2017	5	18	7,031	8.62	166	81,612	3,587	3,444	51.02	48.98
8	25	2017	6	16	7,027	8.61	167	81,612	3,479	3,548	49.51	50.49
9	29	2017	6	16	7,027	8.61	168	81,612	3,601	3,426	51.25	48.75
8	4	2017	6	16	7,026	8.61	169	81,612	3,482	3,544	49.56	50.44

MO	DY	YR	DAY OF WK	HR	HR VOL	PERCENT OF AADT	HOUR NUMBER	AADT	NORTH VOLUME	SOUTH VOLUME	PERCENT NORTH IS OF TOTAL VOLUME	PERCENT SOUTH IS OF TOTAL VOLUME
9	26	2017	3	18	7,026	8.61	170	81,612	3,527	3,499	50.20	49.80
9	25	2017	2	17	7,023	8.61	171	81,612	3,531	3,492	50.28	49.72
3	24	2017	6	17	7,022	8.60	172	81,612	3,580	3,442	50.98	49.02
4	17	2017	2	17	7,019	8.60	173	81,612	3,590	3,429	51.15	48.85
9	28	2017	5	18	7,019	8.60	174	81,612	3,598	3,421	51.26	48.74
4	21	2017	6	18	7,017	8.60	175	81,612	3,645	3,372	51.95	48.05
3	10	2017	6	18	7,013	8.59	176	81,612	3,597	3,416	51.29	48.71
9	6	2017	4	18	7,013	8.59	177	81,612	3,497	3,516	49.86	50.14
4	27	2017	5	17	7,012	8.59	178	81,612	3,667	3,345	52.30	47.70
7	26	2017	4	17	7,011	8.59	179	81,612	3,563	3,448	50.82	49.18
9	7	2017	5	18	7,011	8.59	180	81,612	3,573	3,438	50.96	49.04
4	28	2017	6	18	7,009	8.59	181	81,612	3,557	3,452	50.75	49.25
4	24	2017	2	18	7,008	8.59	182	81,612	3,563	3,445	50.84	49.16
7	14	2017	6	17	7,008	8.59	183	81,612	3,474	3,534	49.57	50.43
1	20	2017	6	17	7,007	8.59	184	81,612	3,558	3,449	50.78	49.22
5	1	2017	2	17	7,006	8.58	185	81,612	3,608	3,398	51.50	48.50
6	5	2017	2	17	7,004	8.58	186	81,612	3,527	3,477	50.36	49.64
10	2	2017	2	17	7,004	8.58	187	81,612	3,560	3,444	50.83	49.17
7	31	2017	2	18	7,001	8.58	188	81,612	3,653	3,348	52.18	47.82
4	14	2017	6	15	7,000	8.58	189	81,612	3,452	3,548	49.31	50.69
7	14	2017	6	18	6,999	8.58	190	81,612	3,577	3,422	51.11	48.89
8	4	2017	6	17	6,999	8.58	191	81,612	3,584	3,415	51.21	48.79
9	25	2017	2	18	6,998	8.57	192	81,612	3,532	3,466	50.47	49.53
4	21	2017	6	16	6,996	8.57	193	81,612	3,472	3,524	49.63	50.37
7	6	2017	5	18	6,996	8.57	194	81,612	3,525	3,471	50.39	49.61
10	17	2017	3	18	6,996	8.57	195	81,612	3,529	3,467	50.44	49.56
5	17	2017	4	18	6,995	8.57	196	81,612	3,577	3,418	51.14	48.86
5	23	2017	3	17	6,995	8.57	197	81,612	3,497	3,498	49.99	50.01
10	6	2017	6	16	6,994	8.57	198	81,612	3,484	3,510	49.81	50.19
5	3	2017	4	17	6,992	8.57	199	81,612	3,529	3,463	50.47	49.53
5	19	2017	6	16	6,991	8.57	200	81,612	3,300	3,691	47.20	52.80



AADT= 98,945      K 30 FACTOR= 8.54      K 100 FACTOR= 8.28      K 200 FACTOR= 7.97      D 30 FACTOR= 51.72



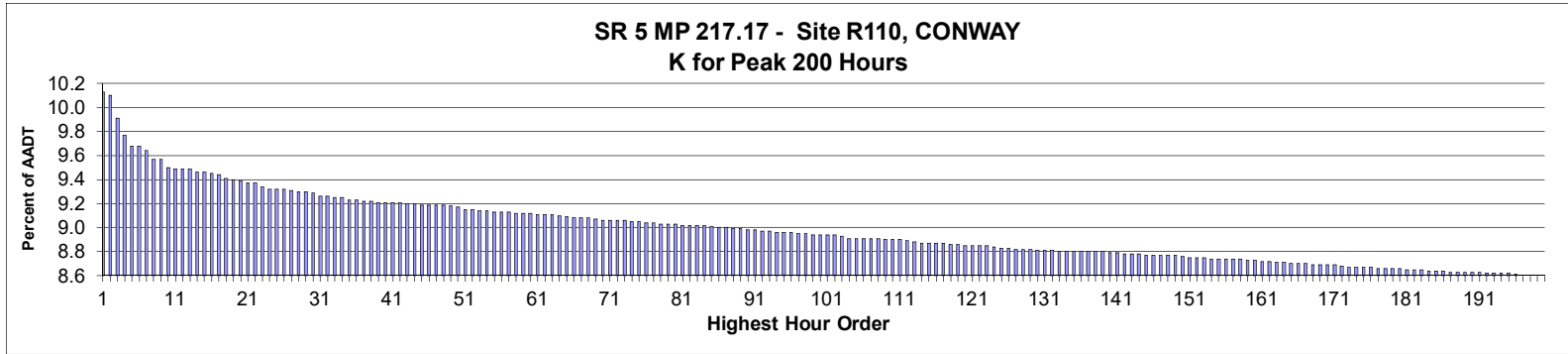
MO	DY	YR	DAY OF WK	HR	HR VOL	PERCENT OF AADT	HOUR NUMBER	AADT	NORTH VOLUME	SOUTH VOLUME	PERCENT NORTH IS OF TOTAL VOLUME	PERCENT SOUTH IS OF TOTAL VOLUME
2	17	2017	6	17	9,246	9.34	1	98,945	4,176	5,070	45.17	54.83
8	25	2017	6	17	8,835	8.93	2	98,945	4,530	4,305	51.27	48.73
10	6	2017	6	17	8,833	8.93	3	98,945	4,518	4,315	51.15	48.85
10	27	2017	6	17	8,830	8.92	4	98,945	4,588	4,242	51.96	48.04
6	16	2017	6	17	8,767	8.86	5	98,945	4,746	4,021	54.13	45.87
7	1	2017	7	12	8,697	8.79	6	98,945	4,637	4,060	53.32	46.68
9	29	2017	6	17	8,669	8.76	7	98,945	4,352	4,317	50.20	49.80
7	30	2017	1	14	8,616	8.71	8	98,945	4,348	4,268	50.46	49.54
8	11	2017	6	17	8,614	8.71	9	98,945	4,611	4,003	53.53	46.47
10	6	2017	6	18	8,613	8.70	10	98,945	4,489	4,124	52.12	47.88
8	18	2017	6	17	8,607	8.70	11	98,945	4,412	4,195	51.26	48.74
8	27	2017	1	16	8,597	8.69	12	98,945	4,317	4,280	50.22	49.78
8	11	2017	6	16	8,587	8.68	13	98,945	4,364	4,223	50.82	49.18
10	6	2017	6	16	8,577	8.67	14	98,945	4,236	4,341	49.39	50.61
8	25	2017	6	16	8,576	8.67	15	98,945	4,313	4,263	50.29	49.71
8	6	2017	1	16	8,571	8.66	16	98,945	3,985	4,586	46.49	53.51

MO	DY	YR	DAY OF WK	HR	HR VOL	PERCENT OF AADT	HOUR NUMBER	AADT	NORTH VOLUME	SOUTH VOLUME	PERCENT NORTH IS OF TOTAL VOLUME	PERCENT SOUTH IS OF TOTAL VOLUME
5	26	2017	6	17	8,553	8.64	17	98,945	4,456	4,097	52.10	47.90
7	27	2017	5	17	8,553	8.64	18	98,945	3,875	4,678	45.31	54.69
8	11	2017	6	15	8,548	8.64	19	98,945	4,467	4,081	52.26	47.74
7	14	2017	6	17	8,535	8.63	20	98,945	4,417	4,118	51.75	48.25
9	1	2017	6	17	8,533	8.62	21	98,945	4,648	3,885	54.47	45.53
8	13	2017	1	14	8,511	8.60	22	98,945	3,922	4,589	46.08	53.92
6	16	2017	6	16	8,510	8.60	23	98,945	4,461	4,049	52.42	47.58
7	16	2017	1	16	8,485	8.58	24	98,945	4,322	4,163	50.94	49.06
6	23	2017	6	16	8,475	8.57	25	98,945	4,311	4,164	50.87	49.13
5	19	2017	6	16	8,469	8.56	26	98,945	4,192	4,277	49.50	50.50
8	6	2017	1	17	8,467	8.56	27	98,945	3,959	4,508	46.76	53.24
8	13	2017	1	13	8,467	8.56	28	98,945	4,093	4,374	48.34	51.66
8	4	2017	6	17	8,450	8.54	29	98,945	4,488	3,962	53.11	46.89
8	13	2017	1	17	8,448	8.54	30	98,945	4,079	4,369	48.28	51.72
6	9	2017	6	17	8,442	8.53	31	98,945	4,281	4,161	50.71	49.29
7	14	2017	6	18	8,427	8.52	32	98,945	4,274	4,153	50.72	49.28
5	25	2017	5	18	8,424	8.51	33	98,945	3,923	4,501	46.57	53.43
7	28	2017	6	16	8,420	8.51	34	98,945	4,221	4,199	50.13	49.87
8	6	2017	1	14	8,419	8.51	35	98,945	4,087	4,332	48.54	51.46
7	28	2017	6	17	8,417	8.51	36	98,945	4,379	4,038	52.03	47.97
7	23	2017	1	14	8,404	8.49	37	98,945	4,103	4,301	48.82	51.18
8	6	2017	1	15	8,404	8.49	38	98,945	4,043	4,361	48.11	51.89
11	22	2017	4	16	8,397	8.49	39	98,945	4,335	4,062	51.63	48.37
7	23	2017	1	13	8,395	8.48	40	98,945	4,295	4,100	51.16	48.84
7	16	2017	1	17	8,392	8.48	41	98,945	4,066	4,326	48.45	51.55
8	27	2017	1	15	8,392	8.48	42	98,945	4,320	4,072	51.48	48.52
8	27	2017	1	17	8,390	8.48	43	98,945	4,188	4,202	49.92	50.08
5	5	2017	6	17	8,389	8.48	44	98,945	4,275	4,114	50.96	49.04
8	25	2017	6	18	8,389	8.48	45	98,945	4,411	3,978	52.58	47.42
8	18	2017	6	16	8,388	8.48	46	98,945	4,188	4,200	49.93	50.07
11	10	2017	6	16	8,386	8.48	47	98,945	4,309	4,077	51.38	48.62
6	30	2017	6	17	8,385	8.47	48	98,945	4,525	3,860	53.97	46.03
7	21	2017	6	17	8,383	8.47	49	98,945	4,387	3,996	52.33	47.67
8	13	2017	1	16	8,374	8.46	50	98,945	4,110	4,264	49.08	50.92
7	23	2017	1	15	8,365	8.45	51	98,945	4,206	4,159	50.28	49.72
7	14	2017	6	16	8,361	8.45	52	98,945	4,303	4,058	51.47	48.53
6	16	2017	6	15	8,359	8.45	53	98,945	4,427	3,932	52.96	47.04
4	28	2017	6	17	8,357	8.45	54	98,945	4,445	3,912	53.19	46.81
8	26	2017	7	12	8,354	8.44	55	98,945	4,168	4,186	49.89	50.11
11	3	2017	6	16	8,345	8.43	56	98,945	4,398	3,947	52.70	47.30
8	27	2017	1	14	8,334	8.42	57	98,945	4,246	4,088	50.95	49.05
6	2	2017	6	17	8,325	8.41	58	98,945	4,412	3,913	53.00	47.00
7	28	2017	6	18	8,325	8.41	59	98,945	4,488	3,837	53.91	46.09
7	21	2017	6	15	8,318	8.41	60	98,945	4,259	4,059	51.20	48.80
7	7	2017	6	16	8,313	8.40	61	98,945	4,298	4,015	51.70	48.30
7	23	2017	1	16	8,313	8.40	62	98,945	4,101	4,212	49.33	50.67
5	29	2017	2	15	8,306	8.39	63	98,945	4,012	4,294	48.30	51.70
6	23	2017	6	17	8,296	8.38	64	98,945	4,210	4,086	50.75	49.25
4	28	2017	6	16	8,295	8.38	65	98,945	4,298	3,997	51.81	48.19
12	23	2017	7	13	8,293	8.38	66	98,945	4,084	4,209	49.25	50.75
2	17	2017	6	16	8,291	8.38	67	98,945	3,874	4,417	46.73	53.27

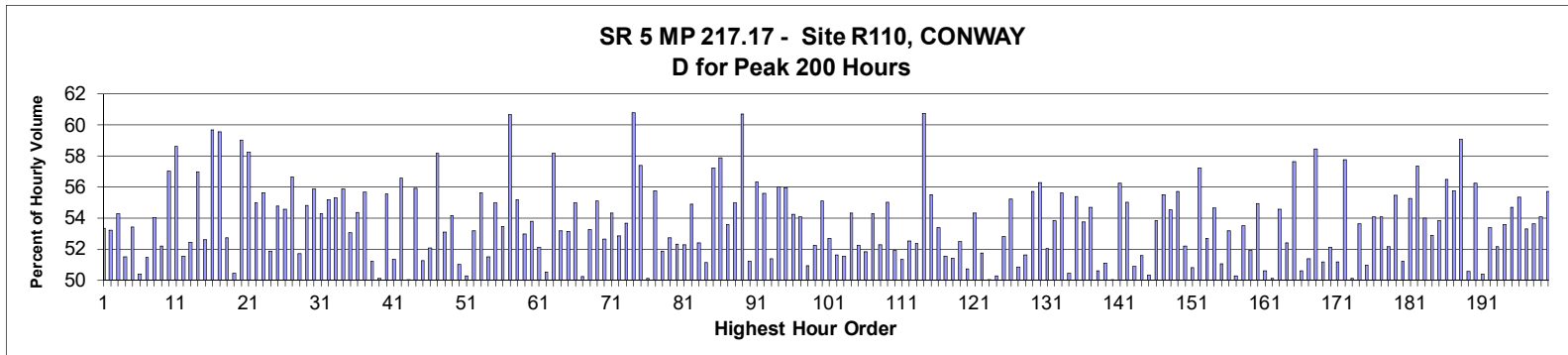
MO	DY	YR	DAY OF WK	HR	HR VOL	PERCENT OF AADT	HOUR NUMBER	AADT	NORTH VOLUME	SOUTH VOLUME	PERCENT NORTH IS OF TOTAL VOLUME	PERCENT SOUTH IS OF TOTAL VOLUME
3	31	2017	6	17	8,291	8.38	68	98,945	4,142	4,149	49.96	50.04
5	19	2017	6	17	8,290	8.38	69	98,945	4,298	3,992	51.85	48.15
9	1	2017	6	16	8,289	8.38	70	98,945	4,401	3,888	53.09	46.91
7	16	2017	1	13	8,288	8.38	71	98,945	4,148	4,140	50.05	49.95
6	16	2017	6	18	8,287	8.38	72	98,945	4,667	3,620	56.32	43.68
4	21	2017	6	17	8,286	8.37	73	98,945	4,151	4,135	50.10	49.90
7	28	2017	6	15	8,284	8.37	74	98,945	4,320	3,964	52.15	47.85
12	23	2017	7	12	8,282	8.37	75	98,945	4,025	4,257	48.60	51.40
11	3	2017	6	17	8,281	8.37	76	98,945	4,482	3,799	54.12	45.88
9	8	2017	6	17	8,278	8.37	77	98,945	4,344	3,934	52.48	47.52
11	22	2017	4	17	8,277	8.37	78	98,945	4,471	3,806	54.02	45.98
12	26	2017	3	14	8,272	8.36	79	98,945	3,953	4,319	47.79	52.21
5	26	2017	6	16	8,269	8.36	80	98,945	4,256	4,013	51.47	48.53
7	23	2017	1	17	8,269	8.36	81	98,945	4,004	4,265	48.42	51.58
11	10	2017	6	17	8,269	8.36	82	98,945	4,311	3,958	52.13	47.87
8	4	2017	6	16	8,266	8.35	83	98,945	4,367	3,899	52.83	47.17
8	4	2017	6	18	8,264	8.35	84	98,945	4,439	3,825	53.71	46.29
8	25	2017	6	15	8,254	8.34	85	98,945	4,223	4,031	51.16	48.84
6	2	2017	6	16	8,248	8.34	86	98,945	4,251	3,997	51.54	48.46
9	22	2017	6	17	8,238	8.33	87	98,945	4,242	3,996	51.49	48.51
6	30	2017	6	18	8,236	8.32	88	98,945	4,591	3,645	55.74	44.26
5	5	2017	6	16	8,227	8.31	89	98,945	4,228	3,999	51.39	48.61
11	26	2017	1	14	8,225	8.31	90	98,945	4,125	4,100	50.15	49.85
6	9	2017	6	16	8,224	8.31	91	98,945	4,273	3,951	51.96	48.04
12	8	2017	6	17	8,224	8.31	92	98,945	4,210	4,014	51.19	48.81
9	1	2017	6	13	8,223	8.31	93	98,945	3,813	4,410	46.37	53.63
5	26	2017	6	18	8,218	8.31	94	98,945	4,460	3,758	54.27	45.73
7	16	2017	1	14	8,218	8.31	95	98,945	4,145	4,073	50.44	49.56
8	13	2017	1	15	8,217	8.30	96	98,945	4,022	4,195	48.95	51.05
6	18	2017	1	14	8,214	8.30	97	98,945	4,056	4,158	49.38	50.62
8	27	2017	1	13	8,205	8.29	98	98,945	4,067	4,138	49.57	50.43
9	4	2017	2	15	8,198	8.29	99	98,945	3,828	4,370	46.69	53.31
11	25	2017	7	14	8,196	8.28	100	98,945	4,066	4,130	49.61	50.39
7	7	2017	6	17	8,193	8.28	101	98,945	4,164	4,029	50.82	49.18
7	21	2017	6	16	8,188	8.28	102	98,945	4,170	4,018	50.93	49.07
11	22	2017	4	15	8,186	8.27	103	98,945	4,348	3,838	53.12	46.88
9	22	2017	6	16	8,183	8.27	104	98,945	4,039	4,144	49.36	50.64
10	13	2017	6	17	8,183	8.27	105	98,945	4,282	3,901	52.33	47.67
9	1	2017	6	18	8,182	8.27	106	98,945	4,589	3,593	56.09	43.91
6	25	2017	1	15	8,180	8.27	107	98,945	4,326	3,854	52.89	47.11
7	30	2017	1	17	8,180	8.27	108	98,945	3,869	4,311	47.30	52.70
9	8	2017	6	16	8,176	8.26	109	98,945	4,279	3,897	52.34	47.66
7	30	2017	1	15	8,167	8.25	110	98,945	4,019	4,148	49.21	50.79
9	4	2017	2	14	8,159	8.25	111	98,945	3,830	4,329	46.94	53.06
11	10	2017	6	15	8,154	8.24	112	98,945	4,034	4,120	49.47	50.53
6	23	2017	6	15	8,152	8.24	113	98,945	4,195	3,957	51.46	48.54
7	1	2017	7	14	8,145	8.23	114	98,945	4,366	3,779	53.60	46.40
5	5	2017	6	18	8,140	8.23	115	98,945	4,458	3,682	54.77	45.23
7	7	2017	6	18	8,137	8.22	116	98,945	4,423	3,714	54.36	45.64
9	15	2017	6	17	8,137	8.22	117	98,945	4,338	3,799	53.31	46.69
7	30	2017	1	16	8,132	8.22	118	98,945	4,095	4,037	50.36	49.64

MO	DY	YR	DAY OF WK	HR	HR VOL	PERCENT OF AADT	HOUR NUMBER	AADT	NORTH VOLUME	SOUTH VOLUME	PERCENT NORTH IS OF TOTAL VOLUME	PERCENT SOUTH IS OF TOTAL VOLUME
9	2	2017	7	11	8,130	8.22	119	98,945	4,185	3,945	51.48	48.52
8	4	2017	6	15	8,128	8.21	120	98,945	4,167	3,961	51.27	48.73
6	30	2017	6	16	8,126	8.21	121	98,945	4,203	3,923	51.72	48.28
8	18	2017	6	15	8,120	8.21	122	98,945	4,065	4,055	50.06	49.94
7	14	2017	6	15	8,110	8.20	123	98,945	4,257	3,853	52.49	47.51
12	8	2017	6	16	8,109	8.20	124	98,945	4,051	4,058	49.96	50.04
8	25	2017	6	14	8,104	8.19	125	98,945	4,209	3,895	51.94	48.06
7	1	2017	7	13	8,102	8.19	126	98,945	4,233	3,869	52.25	47.75
9	8	2017	6	18	8,102	8.19	127	98,945	4,131	3,971	50.99	49.01
10	20	2017	6	17	8,098	8.18	128	98,945	4,203	3,895	51.90	48.10
4	21	2017	6	16	8,095	8.18	129	98,945	3,949	4,146	48.78	51.22
7	1	2017	7	11	8,095	8.18	130	98,945	4,259	3,836	52.61	47.39
8	11	2017	6	18	8,092	8.18	131	98,945	4,304	3,788	53.19	46.81
10	6	2017	6	15	8,091	8.18	132	98,945	4,187	3,904	51.75	48.25
11	24	2017	6	13	8,090	8.18	133	98,945	3,880	4,210	47.96	52.04
8	24	2017	5	17	8,077	8.16	134	98,945	4,219	3,858	52.23	47.77
3	24	2017	6	17	8,075	8.16	135	98,945	4,382	3,693	54.27	45.73
12	26	2017	3	13	8,073	8.16	136	98,945	3,943	4,130	48.84	51.16
9	29	2017	6	18	8,068	8.15	137	98,945	4,358	3,710	54.02	45.98
11	25	2017	7	13	8,060	8.15	138	98,945	4,041	4,019	50.14	49.86
6	25	2017	1	17	8,049	8.13	139	98,945	3,961	4,088	49.21	50.79
12	23	2017	7	14	8,049	8.13	140	98,945	3,950	4,099	49.07	50.93
6	18	2017	1	16	8,047	8.13	141	98,945	4,014	4,033	49.88	50.12
9	15	2017	6	16	8,047	8.13	142	98,945	4,047	4,000	50.29	49.71
3	31	2017	6	16	8,045	8.13	143	98,945	4,008	4,037	49.82	50.18
9	29	2017	6	16	8,044	8.13	144	98,945	4,113	3,931	51.13	48.87
11	22	2017	4	13	8,040	8.13	145	98,945	3,972	4,068	49.40	50.60
6	18	2017	1	17	8,039	8.12	146	98,945	4,062	3,977	50.53	49.47
11	22	2017	4	14	8,039	8.12	147	98,945	4,180	3,859	52.00	48.00
4	28	2017	6	18	8,035	8.12	148	98,945	4,398	3,637	54.74	45.26
8	18	2017	6	18	8,029	8.11	149	98,945	4,096	3,933	51.02	48.98
6	25	2017	1	16	8,021	8.11	150	98,945	4,187	3,834	52.20	47.80
10	27	2017	6	18	8,021	8.11	151	98,945	4,215	3,806	52.55	47.45
5	12	2017	6	17	8,019	8.10	152	98,945	4,123	3,896	51.42	48.58
5	26	2017	6	15	8,009	8.09	153	98,945	4,035	3,974	50.38	49.62
12	26	2017	3	16	8,007	8.09	154	98,945	3,899	4,108	48.69	51.31
8	12	2017	7	12	8,005	8.09	155	98,945	4,097	3,908	51.18	48.82
8	12	2017	7	13	8,005	8.09	156	98,945	4,029	3,976	50.33	49.67
8	27	2017	1	18	8,001	8.09	157	98,945	4,001	4,000	50.01	49.99
12	26	2017	3	15	7,996	8.08	158	98,945	3,906	4,090	48.85	51.15
7	16	2017	1	15	7,991	8.08	159	98,945	3,855	4,136	48.24	51.76
8	20	2017	1	14	7,989	8.07	160	98,945	3,488	4,501	43.66	56.34
9	22	2017	6	18	7,988	8.07	161	98,945	4,170	3,818	52.20	47.80
6	18	2017	1	15	7,987	8.07	162	98,945	4,056	3,931	50.78	49.22
8	11	2017	6	14	7,986	8.07	163	98,945	4,170	3,816	52.22	47.78
6	9	2017	6	18	7,980	8.07	164	98,945	4,429	3,551	55.50	44.50
4	14	2017	6	17	7,976	8.06	165	98,945	4,078	3,898	51.13	48.87
8	4	2017	6	14	7,976	8.06	166	98,945	4,264	3,712	53.46	46.54
10	13	2017	6	16	7,975	8.06	167	98,945	4,097	3,878	51.37	48.63
8	4	2017	6	13	7,969	8.05	168	98,945	4,001	3,968	50.21	49.79
10	20	2017	6	16	7,969	8.05	169	98,945	3,975	3,994	49.88	50.12

MO	DY	YR	DAY OF WK	HR	HR VOL	PERCENT OF AADT	HOUR NUMBER	AADT	NORTH VOLUME	SOUTH VOLUME	PERCENT NORTH IS OF TOTAL VOLUME	PERCENT SOUTH IS OF TOTAL VOLUME
11	17	2017	6	16	7,967	8.05	170	98,945	4,105	3,862	51.53	48.47
7	7	2017	6	15	7,966	8.05	171	98,945	4,168	3,798	52.32	47.68
7	22	2017	7	12	7,965	8.05	172	98,945	4,252	3,713	53.38	46.62
6	2	2017	6	18	7,964	8.05	173	98,945	4,376	3,588	54.95	45.05
4	14	2017	6	16	7,963	8.05	174	98,945	3,942	4,021	49.50	50.50
8	18	2017	6	14	7,962	8.05	175	98,945	4,222	3,740	53.03	46.97
12	15	2017	6	16	7,960	8.04	176	98,945	4,062	3,898	51.03	48.97
9	1	2017	6	15	7,954	8.04	177	98,945	4,240	3,714	53.31	46.69
11	26	2017	1	13	7,953	8.04	178	98,945	4,073	3,880	51.21	48.79
7	16	2017	1	19	7,948	8.03	179	98,945	4,453	3,495	56.03	43.97
10	20	2017	6	18	7,947	8.03	180	98,945	4,302	3,645	54.13	45.87
11	24	2017	6	14	7,945	8.03	181	98,945	3,898	4,047	49.06	50.94
11	3	2017	6	18	7,939	8.02	182	98,945	4,394	3,545	55.35	44.65
4	30	2017	1	16	7,932	8.02	183	98,945	3,981	3,951	50.19	49.81
5	14	2017	1	14	7,927	8.01	184	98,945	4,241	3,686	53.50	46.50
6	25	2017	1	14	7,925	8.01	185	98,945	4,115	3,810	51.92	48.08
4	30	2017	1	15	7,924	8.01	186	98,945	4,135	3,789	52.18	47.82
5	29	2017	2	16	7,924	8.01	187	98,945	3,754	4,170	47.38	52.62
8	17	2017	5	17	7,921	8.01	188	98,945	4,049	3,872	51.12	48.88
10	13	2017	6	18	7,918	8.00	189	98,945	4,224	3,694	53.35	46.65
8	23	2017	4	17	7,911	8.00	190	98,945	4,185	3,726	52.90	47.10
7	30	2017	1	18	7,910	7.99	191	98,945	3,887	4,023	49.14	50.86
8	11	2017	6	13	7,909	7.99	192	98,945	4,103	3,806	51.88	48.12
5	29	2017	2	14	7,900	7.98	193	98,945	3,757	4,143	47.56	52.44
4	21	2017	6	18	7,899	7.98	194	98,945	4,191	3,708	53.06	46.94
7	5	2017	4	15	7,896	7.98	195	98,945	3,654	4,242	46.28	53.72
8	26	2017	7	13	7,893	7.98	196	98,945	4,005	3,888	50.74	49.26
3	31	2017	6	18	7,888	7.97	197	98,945	4,018	3,870	50.94	49.06
8	12	2017	7	11	7,884	7.97	198	98,945	4,086	3,798	51.83	48.17
5	19	2017	6	18	7,883	7.97	199	98,945	4,318	3,565	54.78	45.22
7	29	2017	7	12	7,883	7.97	200	98,945	3,976	3,907	50.44	49.56



AADT= 64,986      K 30 FACTOR= 9.29      K 100 FACTOR= 8.94      K 200 FACTOR= 8.60      D 30 FACTOR= 55.89



MO	DY	YR	DAY OF WK	HR	HR VOL	PERCENT OF AADT	HOUR NUMBER	AADT	NORTH VOLUME	SOUTH VOLUME	PERCENT NORTH IS OF TOTAL VOLUME	PERCENT SOUTH IS OF TOTAL VOLUME
4	21	2017	6	18	6,585	10.13	1	64,986	3,072	3,513	46.65	53.35
4	21	2017	6	17	6,563	10.10	2	64,986	3,071	3,492	46.79	53.21
4	30	2017	1	16	6,440	9.91	3	64,986	2,943	3,497	45.70	54.30
4	21	2017	6	16	6,347	9.77	4	64,986	3,078	3,269	48.50	51.50
4	22	2017	7	13	6,293	9.68	5	64,986	3,363	2,930	53.44	46.56
4	22	2017	7	14	6,292	9.68	6	64,986	3,121	3,171	49.60	50.40
8	5	2017	7	12	6,267	9.64	7	64,986	3,225	3,042	51.46	48.54
4	22	2017	7	15	6,221	9.57	8	64,986	2,859	3,362	45.96	54.04
8	5	2017	7	11	6,218	9.57	9	64,986	3,245	2,973	52.19	47.81
8	13	2017	1	14	6,173	9.50	10	64,986	2,653	3,520	42.98	57.02
9	24	2017	1	17	6,168	9.49	11	64,986	2,553	3,615	41.39	58.61
4	21	2017	6	15	6,165	9.49	12	64,986	2,988	3,177	48.47	51.53
4	30	2017	1	15	6,164	9.49	13	64,986	2,931	3,233	47.55	52.45
4	23	2017	1	16	6,147	9.46	14	64,986	2,643	3,504	43.00	57.00
8	5	2017	7	13	6,147	9.46	15	64,986	3,234	2,913	52.61	47.39
4	30	2017	1	17	6,139	9.45	16	64,986	2,475	3,664	40.32	59.68

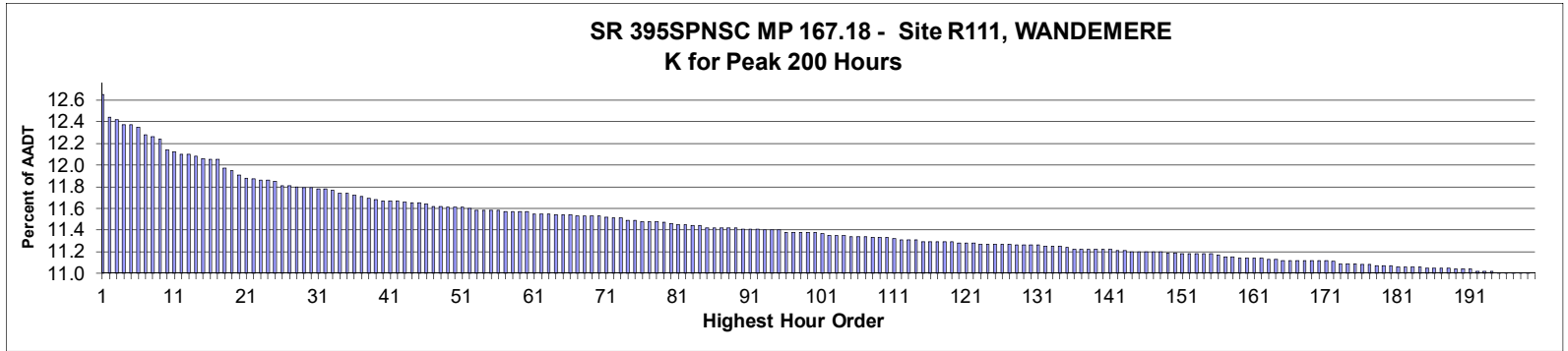


MO	DY	YR	DAY OF WK	HR	HR VOL	PERCENT OF AADT	HOUR NUMBER	AADT	NORTH VOLUME	SOUTH VOLUME	PERCENT NORTH IS OF TOTAL VOLUME	PERCENT SOUTH IS OF TOTAL VOLUME
4	23	2017	1	17	6,134	9.44	17	64,986	2,480	3,654	40.43	59.57
8	19	2017	7	17	6,113	9.41	18	64,986	2,889	3,224	47.26	52.74
8	5	2017	7	15	6,110	9.40	19	64,986	3,029	3,081	49.57	50.43
9	24	2017	1	18	6,102	9.39	20	64,986	2,500	3,602	40.97	59.03
8	6	2017	1	17	6,091	9.37	21	64,986	2,543	3,548	41.75	58.25
6	17	2017	7	11	6,089	9.37	22	64,986	2,742	3,347	45.03	54.97
4	22	2017	7	17	6,072	9.34	23	64,986	2,693	3,379	44.35	55.65
4	21	2017	6	14	6,058	9.32	24	64,986	3,141	2,917	51.85	48.15
4	23	2017	1	15	6,056	9.32	25	64,986	2,740	3,316	45.24	54.76
8	13	2017	1	13	6,056	9.32	26	64,986	2,752	3,304	45.44	54.56
8	6	2017	1	16	6,051	9.31	27	64,986	2,622	3,429	43.33	56.67
8	4	2017	6	16	6,042	9.30	28	64,986	3,125	2,917	51.72	48.28
8	13	2017	1	16	6,042	9.30	29	64,986	2,731	3,311	45.20	54.80
8	6	2017	1	15	6,040	9.29	30	64,986	2,664	3,376	44.11	55.89
8	27	2017	1	16	6,017	9.26	31	64,986	2,750	3,267	45.70	54.30
8	27	2017	1	15	6,015	9.26	32	64,986	2,696	3,319	44.82	55.18
4	29	2017	7	16	6,014	9.25	33	64,986	2,687	3,327	44.68	55.32
8	20	2017	1	15	6,008	9.25	34	64,986	2,650	3,358	44.11	55.89
6	10	2017	7	14	6,000	9.23	35	64,986	2,816	3,184	46.93	53.07
9	1	2017	6	18	5,998	9.23	36	64,986	3,261	2,737	54.37	45.63
8	20	2017	1	13	5,990	9.22	37	64,986	2,654	3,336	44.31	55.69
8	19	2017	7	11	5,989	9.22	38	64,986	2,922	3,067	48.79	51.21
4	30	2017	1	14	5,986	9.21	39	64,986	2,986	3,000	49.88	50.12
6	10	2017	7	16	5,984	9.21	40	64,986	2,660	3,324	44.45	55.55
8	12	2017	7	12	5,984	9.21	41	64,986	3,071	2,913	51.32	48.68
9	2	2017	7	13	5,982	9.21	42	64,986	3,385	2,597	56.59	43.41
8	18	2017	6	17	5,981	9.20	43	64,986	2,989	2,992	49.97	50.03
6	18	2017	1	16	5,980	9.20	44	64,986	2,636	3,344	44.08	55.92
8	18	2017	6	15	5,973	9.19	45	64,986	2,912	3,061	48.75	51.25
8	19	2017	7	15	5,972	9.19	46	64,986	2,862	3,110	47.92	52.08
8	6	2017	1	18	5,971	9.19	47	64,986	2,499	3,472	41.85	58.15
6	9	2017	6	17	5,970	9.19	48	64,986	2,801	3,169	46.92	53.08
4	23	2017	1	14	5,966	9.18	49	64,986	2,735	3,231	45.84	54.16
8	4	2017	6	18	5,961	9.17	50	64,986	3,040	2,921	51.00	49.00
8	19	2017	7	14	5,949	9.15	51	64,986	2,957	2,992	49.71	50.29
8	5	2017	7	16	5,948	9.15	52	64,986	2,784	3,164	46.81	53.19
8	20	2017	1	16	5,942	9.14	53	64,986	2,637	3,305	44.38	55.62
8	12	2017	7	17	5,940	9.14	54	64,986	2,882	3,058	48.52	51.48
7	30	2017	1	15	5,936	9.13	55	64,986	2,673	3,263	45.03	54.97
4	29	2017	7	15	5,931	9.13	56	64,986	2,761	3,170	46.55	53.45
8	20	2017	1	18	5,930	9.13	57	64,986	2,332	3,598	39.33	60.67
8	13	2017	1	18	5,929	9.12	58	64,986	2,658	3,271	44.83	55.17
8	5	2017	7	17	5,926	9.12	59	64,986	2,786	3,140	47.01	52.99
6	11	2017	1	16	5,925	9.12	60	64,986	2,738	3,187	46.21	53.79
11	23	2017	5	12	5,923	9.11	61	64,986	3,086	2,837	52.10	47.90
6	11	2017	1	17	5,920	9.11	62	64,986	2,990	2,930	50.51	49.49
8	20	2017	1	14	5,918	9.11	63	64,986	2,475	3,443	41.82	58.18
8	6	2017	1	13	5,916	9.10	64	64,986	2,769	3,147	46.81	53.19
7	28	2017	6	17	5,908	9.09	65	64,986	3,140	2,768	53.15	46.85
6	11	2017	1	18	5,903	9.08	66	64,986	3,245	2,658	54.97	45.03
8	18	2017	6	18	5,903	9.08	67	64,986	2,964	2,939	50.21	49.79

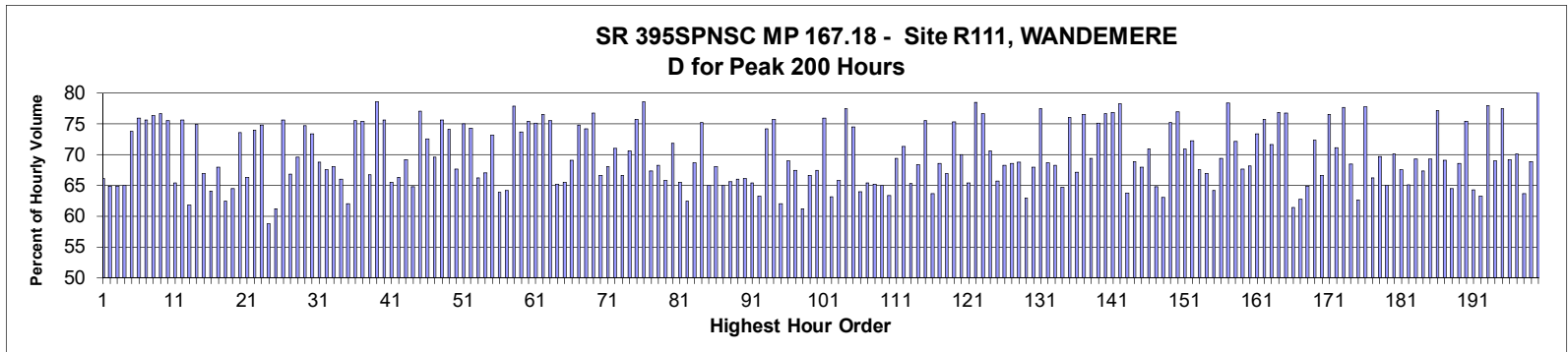
MO	DY	YR	DAY OF WK	HR	HR VOL	PERCENT OF AADT	HOUR NUMBER	AADT	NORTH VOLUME	SOUTH VOLUME	PERCENT NORTH IS OF TOTAL VOLUME	PERCENT SOUTH IS OF TOTAL VOLUME
7	22	2017	7	12	5,899	9.08	68	64,986	3,141	2,758	53.25	46.75
6	23	2017	6	16	5,893	9.07	69	64,986	3,246	2,647	55.08	44.92
7	22	2017	7	11	5,890	9.06	70	64,986	3,101	2,789	52.65	47.35
6	9	2017	6	16	5,887	9.06	71	64,986	2,689	3,198	45.68	54.32
8	26	2017	7	12	5,887	9.06	72	64,986	3,111	2,776	52.85	47.15
8	11	2017	6	17	5,886	9.06	73	64,986	3,158	2,728	53.65	46.35
8	9	2017	4	18	5,883	9.05	74	64,986	3,575	2,308	60.77	39.23
8	20	2017	1	17	5,878	9.05	75	64,986	2,505	3,373	42.62	57.38
4	29	2017	7	14	5,872	9.04	76	64,986	2,941	2,931	50.09	49.91
9	24	2017	1	15	5,872	9.04	77	64,986	2,599	3,273	44.26	55.74
8	5	2017	7	14	5,869	9.03	78	64,986	3,044	2,825	51.87	48.13
8	6	2017	1	12	5,868	9.03	79	64,986	2,774	3,094	47.27	52.73
9	1	2017	6	17	5,866	9.03	80	64,986	3,069	2,797	52.32	47.68
4	28	2017	6	17	5,863	9.02	81	64,986	3,065	2,798	52.28	47.72
5	7	2017	1	17	5,863	9.02	82	64,986	2,645	3,218	45.11	54.89
7	23	2017	1	16	5,863	9.02	83	64,986	2,791	3,072	47.60	52.40
7	29	2017	7	11	5,861	9.02	84	64,986	2,998	2,863	51.15	48.85
9	2	2017	7	14	5,855	9.01	85	64,986	3,350	2,505	57.22	42.78
4	29	2017	7	12	5,846	9.00	86	64,986	3,384	2,462	57.89	42.11
8	27	2017	1	13	5,846	9.00	87	64,986	2,714	3,132	46.42	53.58
7	23	2017	1	14	5,842	8.99	88	64,986	2,630	3,212	45.02	54.98
6	11	2017	1	19	5,841	8.99	89	64,986	3,545	2,296	60.69	39.31
8	19	2017	7	16	5,836	8.98	90	64,986	2,847	2,989	48.78	51.22
9	4	2017	2	16	5,836	8.98	91	64,986	2,549	3,287	43.68	56.32
7	16	2017	1	15	5,827	8.97	92	64,986	2,587	3,240	44.40	55.60
8	12	2017	7	11	5,826	8.97	93	64,986	2,992	2,834	51.36	48.64
7	30	2017	1	17	5,824	8.96	94	64,986	2,562	3,262	43.99	56.01
8	13	2017	1	17	5,821	8.96	95	64,986	2,563	3,258	44.03	55.97
9	2	2017	7	12	5,821	8.96	96	64,986	3,157	2,664	54.23	45.77
4	29	2017	7	13	5,818	8.95	97	64,986	3,147	2,671	54.09	45.91
8	12	2017	7	15	5,816	8.95	98	64,986	2,855	2,961	49.09	50.91
7	23	2017	1	13	5,812	8.94	99	64,986	2,775	3,037	47.75	52.25
6	18	2017	1	17	5,811	8.94	100	64,986	2,609	3,202	44.90	55.10
8	26	2017	7	11	5,810	8.94	101	64,986	3,062	2,748	52.70	47.30
8	19	2017	7	12	5,808	8.94	102	64,986	2,809	2,999	48.36	51.64
8	12	2017	7	13	5,804	8.93	103	64,986	2,992	2,812	51.55	48.45
6	10	2017	7	15	5,793	8.91	104	64,986	2,645	3,148	45.66	54.34
7	22	2017	7	13	5,793	8.91	105	64,986	3,026	2,767	52.24	47.76
8	26	2017	7	15	5,789	8.91	106	64,986	3,001	2,788	51.84	48.16
7	30	2017	1	13	5,788	8.91	107	64,986	2,647	3,141	45.73	54.27
9	16	2017	7	16	5,788	8.91	108	64,986	2,763	3,025	47.74	52.26
9	3	2017	1	17	5,784	8.90	109	64,986	2,602	3,182	44.99	55.01
9	16	2017	7	12	5,784	8.90	110	64,986	3,002	2,782	51.90	48.10
11	23	2017	5	13	5,782	8.90	111	64,986	2,814	2,968	48.67	51.33
8	4	2017	6	17	5,778	8.89	112	64,986	3,036	2,742	52.54	47.46
7	23	2017	1	15	5,771	8.88	113	64,986	2,749	3,022	47.63	52.37
4	23	2017	1	18	5,765	8.87	114	64,986	2,263	3,502	39.25	60.75
5	14	2017	1	16	5,762	8.87	115	64,986	2,564	3,198	44.50	55.50
8	11	2017	6	16	5,762	8.87	116	64,986	3,076	2,686	53.38	46.62
8	25	2017	6	16	5,762	8.87	117	64,986	2,969	2,793	51.53	48.47
9	23	2017	7	17	5,758	8.86	118	64,986	2,798	2,960	48.59	51.41

MO	DY	YR	DAY OF WK	HR	HR VOL	PERCENT OF AADT	HOUR NUMBER	AADT	NORTH VOLUME	SOUTH VOLUME	PERCENT NORTH IS OF TOTAL VOLUME	PERCENT SOUTH IS OF TOTAL VOLUME
8	11	2017	6	15	5,756	8.86	119	64,986	3,020	2,736	52.47	47.53
9	23	2017	7	16	5,754	8.85	120	64,986	2,918	2,836	50.71	49.29
8	13	2017	1	15	5,752	8.85	121	64,986	2,628	3,124	45.69	54.31
7	29	2017	7	12	5,751	8.85	122	64,986	2,977	2,774	51.76	48.24
5	20	2017	7	12	5,750	8.85	123	64,986	2,876	2,874	50.02	49.98
6	10	2017	7	12	5,743	8.84	124	64,986	2,856	2,887	49.73	50.27
8	26	2017	7	14	5,738	8.83	125	64,986	3,029	2,709	52.79	47.21
7	30	2017	1	14	5,736	8.83	126	64,986	2,568	3,168	44.77	55.23
8	12	2017	7	16	5,734	8.82	127	64,986	2,915	2,819	50.84	49.16
8	18	2017	6	16	5,733	8.82	128	64,986	2,959	2,774	51.61	48.39
7	9	2017	1	15	5,729	8.82	129	64,986	2,538	3,191	44.30	55.70
4	22	2017	7	16	5,725	8.81	130	64,986	2,502	3,223	43.70	56.30
7	30	2017	1	12	5,723	8.81	131	64,986	2,746	2,977	47.98	52.02
9	22	2017	6	18	5,723	8.81	132	64,986	3,081	2,642	53.84	46.16
7	9	2017	1	16	5,722	8.80	133	64,986	2,538	3,184	44.36	55.64
6	10	2017	7	11	5,719	8.80	134	64,986	2,834	2,885	49.55	50.45
7	23	2017	1	17	5,719	8.80	135	64,986	2,552	3,167	44.62	55.38
6	18	2017	1	15	5,718	8.80	136	64,986	2,644	3,074	46.24	53.76
7	16	2017	1	14	5,718	8.80	137	64,986	2,590	3,128	45.30	54.70
9	24	2017	1	13	5,718	8.80	138	64,986	2,825	2,893	49.41	50.59
8	19	2017	7	13	5,716	8.80	139	64,986	2,921	2,795	51.10	48.90
8	18	2017	6	14	5,714	8.79	140	64,986	2,856	2,858	49.98	50.02
8	27	2017	1	14	5,713	8.79	141	64,986	2,500	3,213	43.76	56.24
7	16	2017	1	17	5,709	8.78	142	64,986	2,568	3,141	44.98	55.02
6	11	2017	1	14	5,707	8.78	143	64,986	2,802	2,905	49.10	50.90
7	21	2017	6	17	5,705	8.78	144	64,986	2,944	2,761	51.60	48.40
6	10	2017	7	13	5,702	8.77	145	64,986	2,832	2,870	49.67	50.33
7	23	2017	1	18	5,702	8.77	146	64,986	2,633	3,069	46.18	53.82
3	19	2017	1	17	5,700	8.77	147	64,986	2,537	3,163	44.51	55.49
7	30	2017	1	16	5,699	8.77	148	64,986	2,591	3,108	45.46	54.54
6	18	2017	1	14	5,697	8.77	149	64,986	2,522	3,175	44.27	55.73
9	23	2017	7	11	5,695	8.76	150	64,986	2,972	2,723	52.19	47.81
8	26	2017	7	16	5,688	8.75	151	64,986	2,890	2,798	50.81	49.19
4	22	2017	7	12	5,687	8.75	152	64,986	3,254	2,433	57.22	42.78
6	18	2017	1	13	5,685	8.75	153	64,986	2,690	2,995	47.32	52.68
8	6	2017	1	14	5,683	8.74	154	64,986	2,576	3,107	45.33	54.67
8	12	2017	7	14	5,683	8.74	155	64,986	2,902	2,781	51.06	48.94
8	26	2017	7	13	5,683	8.74	156	64,986	3,022	2,661	53.18	46.82
7	29	2017	7	17	5,680	8.74	157	64,986	2,856	2,824	50.28	49.72
11	26	2017	1	16	5,680	8.74	158	64,986	3,040	2,640	53.52	46.48
6	9	2017	6	14	5,674	8.73	159	64,986	2,728	2,946	48.08	51.92
7	30	2017	1	18	5,673	8.73	160	64,986	2,556	3,117	45.06	54.94
9	16	2017	7	13	5,668	8.72	161	64,986	2,867	2,801	50.58	49.42
8	25	2017	6	15	5,664	8.72	162	64,986	2,826	2,838	49.89	50.11
5	21	2017	1	16	5,662	8.71	163	64,986	2,573	3,089	45.44	54.56
6	11	2017	1	12	5,659	8.71	164	64,986	2,695	2,964	47.62	52.38
7	9	2017	1	18	5,654	8.70	165	64,986	2,395	3,259	42.36	57.64
9	15	2017	6	17	5,654	8.70	166	64,986	2,861	2,793	50.60	49.40
6	11	2017	1	13	5,652	8.70	167	64,986	2,903	2,749	51.36	48.64
9	4	2017	2	15	5,650	8.69	168	64,986	2,348	3,302	41.56	58.44
7	21	2017	6	14	5,649	8.69	169	64,986	2,892	2,757	51.19	48.81

MO	DY	YR	DAY OF WK	HR	HR VOL	PERCENT OF AADT	HOUR NUMBER	AADT	NORTH VOLUME	SOUTH VOLUME	PERCENT NORTH IS OF TOTAL VOLUME	PERCENT SOUTH IS OF TOTAL VOLUME
9	23	2017	7	15	5,647	8.69	170	64,986	2,942	2,705	52.10	47.90
4	21	2017	6	19	5,645	8.69	171	64,986	2,757	2,888	48.84	51.16
7	9	2017	1	17	5,641	8.68	172	64,986	2,382	3,259	42.23	57.77
6	17	2017	7	16	5,637	8.67	173	64,986	2,825	2,812	50.12	49.88
7	29	2017	7	14	5,636	8.67	174	64,986	3,023	2,613	53.64	46.36
4	28	2017	6	16	5,635	8.67	175	64,986	2,764	2,871	49.05	50.95
5	21	2017	1	17	5,634	8.67	176	64,986	2,587	3,047	45.92	54.08
5	21	2017	1	18	5,629	8.66	177	64,986	2,586	3,043	45.94	54.06
8	25	2017	6	17	5,628	8.66	178	64,986	2,936	2,692	52.17	47.83
10	1	2017	1	15	5,627	8.66	179	64,986	2,507	3,120	44.55	55.45
11	23	2017	5	14	5,626	8.66	180	64,986	2,744	2,882	48.77	51.23
9	2	2017	7	15	5,624	8.65	181	64,986	3,109	2,515	55.28	44.72
4	21	2017	6	13	5,621	8.65	182	64,986	3,224	2,397	57.36	42.64
8	4	2017	6	15	5,620	8.65	183	64,986	3,034	2,586	53.99	46.01
9	23	2017	7	12	5,618	8.64	184	64,986	2,971	2,647	52.88	47.12
7	21	2017	6	18	5,617	8.64	185	64,986	3,023	2,594	53.82	46.18
5	14	2017	1	17	5,615	8.64	186	64,986	2,442	3,173	43.49	56.51
9	24	2017	1	14	5,611	8.63	187	64,986	2,483	3,128	44.25	55.75
4	22	2017	7	11	5,610	8.63	188	64,986	3,315	2,295	59.09	40.91
3	25	2017	7	17	5,608	8.63	189	64,986	2,773	2,835	49.45	50.55
7	16	2017	1	18	5,608	8.63	190	64,986	2,454	3,154	43.76	56.24
7	22	2017	7	17	5,608	8.63	191	64,986	2,781	2,827	49.59	50.41
6	10	2017	7	17	5,601	8.62	192	64,986	2,611	2,990	46.62	53.38
8	4	2017	6	19	5,600	8.62	193	64,986	2,921	2,679	52.16	47.84
3	19	2017	1	15	5,599	8.62	194	64,986	2,598	3,001	46.40	53.60
7	16	2017	1	16	5,599	8.62	195	64,986	2,536	3,063	45.29	54.71
9	23	2017	7	13	5,597	8.61	196	64,986	3,098	2,499	55.35	44.65
5	14	2017	1	14	5,591	8.60	197	64,986	2,610	2,981	46.68	53.32
7	28	2017	6	16	5,590	8.60	198	64,986	2,997	2,593	53.61	46.39
9	2	2017	7	16	5,588	8.60	199	64,986	3,022	2,566	54.08	45.92
10	15	2017	1	17	5,588	8.60	200	64,986	2,474	3,114	44.27	55.73



**AADT= 8,496      K 30 FACTOR= 11.83      K 100 FACTOR= 11.42      K 200 FACTOR= 11.04      D 30 FACTOR= 73.43**



MO	DY	YR	DAY OF WK	HR	HR VOL	PERCENT OF AADT	HOUR NUMBER	AADT	NORTH VOLUME	SOUTH VOLUME	PERCENT NORTH IS OF TOTAL VOLUME	PERCENT SOUTH IS OF TOTAL VOLUME
7	25	2017	3	18	1,078	12.69	1	8,496	713	365	66.14	33.86
10	26	2017	5	18	1,060	12.48	2	8,496	688	372	64.91	35.09
9	22	2017	6	17	1,059	12.46	3	8,496	687	372	64.87	35.13
10	6	2017	6	17	1,054	12.41	4	8,496	685	369	64.99	35.01
10	24	2017	3	8	1,054	12.41	5	8,496	276	778	26.19	73.81
10	25	2017	4	8	1,053	12.39	6	8,496	253	800	24.03	75.97
9	13	2017	4	8	1,047	12.32	7	8,496	255	792	24.36	75.64
9	26	2017	3	8	1,045	12.30	8	8,496	247	798	23.64	76.36
9	27	2017	4	8	1,043	12.28	9	8,496	243	800	23.30	76.70
10	11	2017	4	8	1,035	12.18	10	8,496	253	782	24.44	75.56
10	5	2017	5	17	1,033	12.16	11	8,496	676	357	65.44	34.56
11	1	2017	4	8	1,031	12.14	12	8,496	251	780	24.35	75.65
11	17	2017	6	17	1,031	12.14	13	8,496	638	393	61.88	38.12
10	26	2017	5	8	1,030	12.12	14	8,496	258	772	25.05	74.95
10	31	2017	3	17	1,028	12.10	15	8,496	688	340	66.93	33.07
6	2	2017	6	17	1,027	12.09	16	8,496	658	369	64.07	35.93

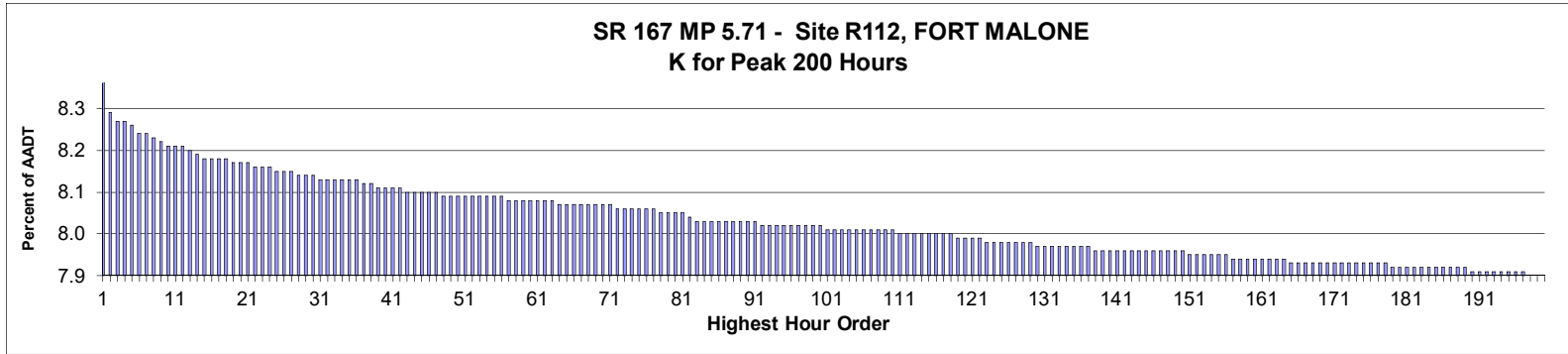
MO	DY	YR	DAY OF WK	HR	HR VOL	PERCENT OF AADT	HOUR NUMBER	AADT	NORTH VOLUME	SOUTH VOLUME	PERCENT NORTH IS OF TOTAL VOLUME	PERCENT SOUTH IS OF TOTAL VOLUME
10	25	2017	4	18	1,027	12.09	17	8,496	698	329	67.96	32.04
6	28	2017	4	17	1,020	12.01	18	8,496	637	383	62.45	37.55
7	27	2017	5	18	1,019	11.99	19	8,496	657	362	64.47	35.53
10	10	2017	3	8	1,015	11.95	20	8,496	268	747	26.40	73.60
10	11	2017	4	18	1,013	11.92	21	8,496	672	341	66.34	33.66
9	28	2017	5	8	1,012	11.91	22	8,496	263	749	25.99	74.01
5	23	2017	3	8	1,011	11.90	23	8,496	255	756	25.22	74.78
10	27	2017	6	17	1,011	11.90	24	8,496	594	417	58.75	41.25
9	15	2017	6	17	1,010	11.89	25	8,496	618	392	61.19	38.81
10	4	2017	4	8	1,007	11.85	26	8,496	245	762	24.33	75.67
10	19	2017	5	18	1,007	11.85	27	8,496	673	334	66.83	33.17
10	31	2017	3	18	1,006	11.84	28	8,496	700	306	69.58	30.42
5	9	2017	3	8	1,005	11.83	29	8,496	254	751	25.27	74.73
9	14	2017	5	8	1,005	11.83	30	8,496	267	738	26.57	73.43
9	21	2017	5	18	1,004	11.82	31	8,496	691	313	68.82	31.18
11	16	2017	5	17	1,004	11.82	32	8,496	678	326	67.53	32.47
9	27	2017	4	18	1,003	11.81	33	8,496	683	320	68.10	31.90
9	12	2017	3	17	1,001	11.78	34	8,496	661	340	66.03	33.97
10	24	2017	3	17	1,001	11.78	35	8,496	621	380	62.04	37.96
11	8	2017	4	8	999	11.76	36	8,496	244	755	24.42	75.58
11	15	2017	4	8	998	11.75	37	8,496	245	753	24.55	75.45
10	19	2017	5	17	997	11.73	38	8,496	665	332	66.70	33.30
4	19	2017	4	8	996	11.72	39	8,496	213	783	21.39	78.61
9	6	2017	4	8	995	11.71	40	8,496	242	753	24.32	75.68
9	26	2017	3	17	995	11.71	41	8,496	652	343	65.53	34.47
10	10	2017	3	17	995	11.71	42	8,496	660	335	66.33	33.67
4	11	2017	3	18	994	11.70	43	8,496	688	306	69.22	30.78
5	26	2017	6	17	993	11.69	44	8,496	643	350	64.75	35.25
9	20	2017	4	8	993	11.69	45	8,496	228	765	22.96	77.04
10	5	2017	5	8	992	11.68	46	8,496	272	720	27.42	72.58
6	1	2017	5	18	991	11.66	47	8,496	690	301	69.63	30.37
9	21	2017	5	8	991	11.66	48	8,496	241	750	24.32	75.68
5	30	2017	3	8	990	11.65	49	8,496	256	734	25.86	74.14
10	4	2017	4	18	990	11.65	50	8,496	670	320	67.68	32.32
10	17	2017	3	8	990	11.65	51	8,496	247	743	24.95	75.05
10	16	2017	2	8	989	11.64	52	8,496	254	735	25.68	74.32
6	29	2017	5	17	987	11.62	53	8,496	654	333	66.26	33.74
8	3	2017	5	17	987	11.62	54	8,496	662	325	67.07	32.93
10	23	2017	2	18	987	11.62	55	8,496	722	265	73.15	26.85
11	9	2017	5	17	987	11.62	56	8,496	630	357	63.83	36.17
6	22	2017	5	17	986	11.61	57	8,496	633	353	64.20	35.80
9	25	2017	2	8	986	11.61	58	8,496	218	768	22.11	77.89
10	18	2017	4	8	986	11.61	59	8,496	259	727	26.27	73.73
11	14	2017	3	8	986	11.61	60	8,496	242	744	24.54	75.46
5	10	2017	4	8	985	11.59	61	8,496	245	740	24.87	75.13
10	23	2017	2	8	985	11.59	62	8,496	231	754	23.45	76.55
10	31	2017	3	8	985	11.59	63	8,496	241	744	24.47	75.53
9	25	2017	2	17	984	11.58	64	8,496	642	342	65.24	34.76
11	2	2017	5	17	984	11.58	65	8,496	645	339	65.55	34.45
12	5	2017	3	17	984	11.58	66	8,496	680	304	69.11	30.89
5	24	2017	4	8	983	11.57	67	8,496	247	736	25.13	74.87

MO	DY	YR	DAY OF WK	HR	HR VOL	PERCENT OF AADT	HOUR NUMBER	AADT	NORTH VOLUME	SOUTH VOLUME	PERCENT NORTH IS OF TOTAL VOLUME	PERCENT SOUTH IS OF TOTAL VOLUME
10	3	2017	3	8	983	11.57	68	8,496	253	730	25.74	74.26
11	16	2017	5	8	983	11.57	69	8,496	228	755	23.19	76.81
11	28	2017	3	17	983	11.57	70	8,496	655	328	66.63	33.37
5	17	2017	4	17	982	11.56	71	8,496	668	314	68.02	31.98
9	6	2017	4	18	981	11.55	72	8,496	697	284	71.05	28.95
9	14	2017	5	18	981	11.55	73	8,496	654	327	66.67	33.33
8	2	2017	4	18	980	11.53	74	8,496	692	288	70.61	29.39
10	12	2017	5	8	980	11.53	75	8,496	238	742	24.29	75.71
5	2	2017	3	8	979	11.52	76	8,496	209	770	21.35	78.65
8	31	2017	5	17	979	11.52	77	8,496	659	320	67.31	32.69
11	2	2017	5	18	979	11.52	78	8,496	668	311	68.23	31.77
9	12	2017	3	18	978	11.51	79	8,496	644	334	65.85	34.15
10	19	2017	5	8	977	11.50	80	8,496	275	702	28.15	71.85
9	11	2017	2	17	976	11.49	81	8,496	639	337	65.47	34.53
10	12	2017	5	17	976	11.49	82	8,496	609	367	62.40	37.60
8	24	2017	5	18	975	11.48	83	8,496	670	305	68.72	31.28
9	12	2017	3	8	975	11.48	84	8,496	241	734	24.72	75.28
9	7	2017	5	17	974	11.46	85	8,496	633	341	64.99	35.01
9	20	2017	4	18	974	11.46	86	8,496	663	311	68.07	31.93
9	21	2017	5	17	974	11.46	87	8,496	633	341	64.99	35.01
10	5	2017	5	18	974	11.46	88	8,496	639	335	65.61	34.39
11	14	2017	3	17	974	11.46	89	8,496	643	331	66.02	33.98
10	13	2017	6	17	973	11.45	90	8,496	643	330	66.08	33.92
10	24	2017	3	18	973	11.45	91	8,496	636	337	65.36	34.64
11	1	2017	4	17	973	11.45	92	8,496	616	357	63.31	36.69
9	7	2017	5	8	972	11.44	93	8,496	251	721	25.82	74.18
10	2	2017	2	8	972	11.44	94	8,496	236	736	24.28	75.72
10	26	2017	5	17	972	11.44	95	8,496	603	369	62.04	37.96
7	12	2017	4	18	970	11.42	96	8,496	669	301	68.97	31.03
8	17	2017	5	18	970	11.42	97	8,496	654	316	67.42	32.58
9	14	2017	5	17	970	11.42	98	8,496	594	376	61.24	38.76
10	2	2017	2	17	970	11.42	99	8,496	646	324	66.60	33.40
12	7	2017	5	17	970	11.42	100	8,496	654	316	67.42	32.58
11	2	2017	5	8	969	11.41	101	8,496	233	736	24.05	75.95
4	28	2017	6	17	968	11.39	102	8,496	611	357	63.12	36.88
9	6	2017	4	17	968	11.39	103	8,496	637	331	65.81	34.19
11	28	2017	3	8	968	11.39	104	8,496	218	750	22.52	77.48
9	5	2017	3	8	967	11.38	105	8,496	246	721	25.44	74.56
9	8	2017	6	17	967	11.38	106	8,496	619	348	64.01	35.99
10	20	2017	6	17	967	11.38	107	8,496	632	335	65.36	34.64
5	5	2017	6	17	966	11.37	108	8,496	630	336	65.22	34.78
7	11	2017	3	17	966	11.37	109	8,496	628	338	65.01	34.99
7	19	2017	4	17	966	11.37	110	8,496	612	354	63.35	36.65
11	29	2017	4	17	965	11.36	111	8,496	670	295	69.43	30.57
4	25	2017	3	18	964	11.35	112	8,496	688	276	71.37	28.63
9	28	2017	5	17	964	11.35	113	8,496	630	334	65.35	34.65
12	6	2017	4	17	964	11.35	114	8,496	659	305	68.36	31.64
5	25	2017	5	8	963	11.33	115	8,496	236	727	24.51	75.49
6	15	2017	5	17	963	11.33	116	8,496	613	350	63.66	36.34
8	3	2017	5	18	963	11.33	117	8,496	660	303	68.54	31.46
10	12	2017	5	18	963	11.33	118	8,496	645	318	66.98	33.02

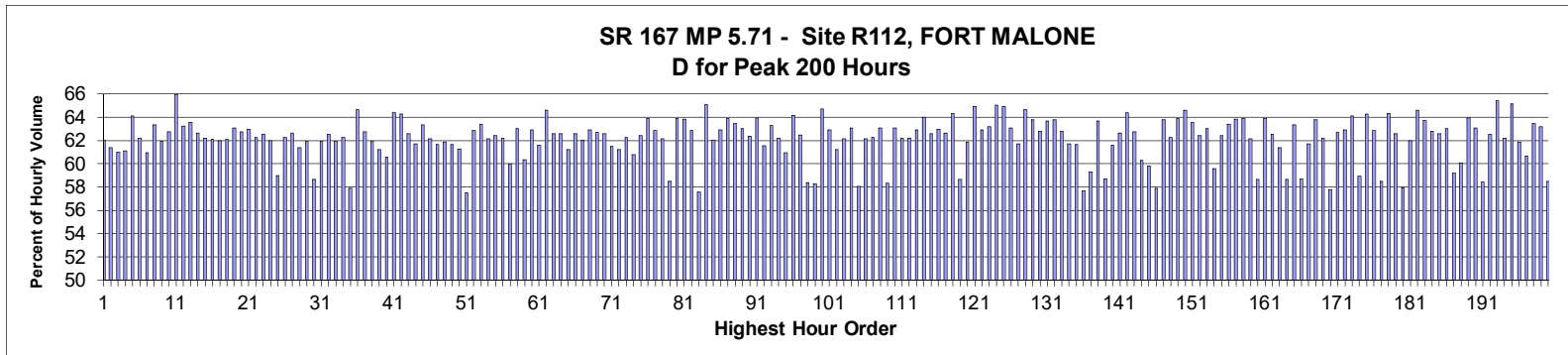
MO	DY	YR	DAY OF WK	HR	HR VOL	PERCENT OF AADT	HOUR NUMBER	AADT	NORTH VOLUME	SOUTH VOLUME	PERCENT NORTH IS OF TOTAL VOLUME	PERCENT SOUTH IS OF TOTAL VOLUME
11	30	2017	5	8	963	11.33	119	8,496	238	725	24.71	75.29
6	22	2017	5	18	962	11.32	120	8,496	674	288	70.06	29.94
9	13	2017	4	17	962	11.32	121	8,496	629	333	65.38	34.62
12	5	2017	3	8	962	11.32	122	8,496	207	755	21.52	78.48
5	22	2017	2	8	961	11.31	123	8,496	224	737	23.31	76.69
7	11	2017	3	18	961	11.31	124	8,496	679	282	70.66	29.34
10	11	2017	4	17	961	11.31	125	8,496	632	329	65.76	34.24
11	1	2017	4	18	961	11.31	126	8,496	656	305	68.26	31.74
12	13	2017	4	17	961	11.31	127	8,496	659	302	68.57	31.43
5	3	2017	4	17	960	11.30	128	8,496	660	300	68.75	31.25
8	23	2017	4	17	960	11.30	129	8,496	604	356	62.92	37.08
9	7	2017	5	18	960	11.30	130	8,496	652	308	67.92	32.08
11	29	2017	4	8	960	11.30	131	8,496	216	744	22.50	77.50
5	18	2017	5	18	959	11.29	132	8,496	659	300	68.72	31.28
9	26	2017	3	18	959	11.29	133	8,496	655	304	68.30	31.70
9	28	2017	5	18	959	11.29	134	8,496	620	339	64.65	35.35
9	11	2017	2	8	958	11.28	135	8,496	229	729	23.90	76.10
5	17	2017	4	18	957	11.26	136	8,496	643	314	67.19	32.81
5	18	2017	5	8	957	11.26	137	8,496	224	733	23.41	76.59
5	23	2017	3	18	957	11.26	138	8,496	664	293	69.38	30.62
9	29	2017	6	8	957	11.26	139	8,496	238	719	24.87	75.13
11	7	2017	3	8	957	11.26	140	8,496	223	734	23.30	76.70
12	6	2017	4	8	957	11.26	141	8,496	221	736	23.09	76.91
4	25	2017	3	8	956	11.25	142	8,496	207	749	21.65	78.35
12	14	2017	5	17	956	11.25	143	8,496	610	346	63.81	36.19
4	12	2017	4	18	955	11.24	144	8,496	658	297	68.90	31.10
7	26	2017	4	18	955	11.24	145	8,496	649	306	67.96	32.04
9	25	2017	2	18	955	11.24	146	8,496	677	278	70.89	29.11
10	3	2017	3	17	955	11.24	147	8,496	619	336	64.82	35.18
12	8	2017	6	17	955	11.24	148	8,496	602	353	63.04	36.96
10	9	2017	2	8	954	11.23	149	8,496	236	718	24.74	75.26
11	27	2017	2	8	954	11.23	150	8,496	220	734	23.06	76.94
9	11	2017	2	18	953	11.22	151	8,496	676	277	70.93	29.07
9	15	2017	6	8	953	11.22	152	8,496	264	689	27.70	72.30
10	3	2017	3	18	953	11.22	153	8,496	644	309	67.58	32.42
10	17	2017	3	17	953	11.22	154	8,496	638	315	66.95	33.05
10	25	2017	4	17	953	11.22	155	8,496	612	341	64.22	35.78
11	27	2017	2	17	952	11.21	156	8,496	661	291	69.43	30.57
4	11	2017	3	8	951	11.19	157	8,496	205	746	21.56	78.44
8	1	2017	3	18	951	11.19	158	8,496	686	265	72.13	27.87
5	9	2017	3	17	950	11.18	159	8,496	643	307	67.68	32.32
10	18	2017	4	18	950	11.18	160	8,496	648	302	68.21	31.79
10	27	2017	6	8	950	11.18	161	8,496	253	697	26.63	73.37
12	7	2017	5	8	950	11.18	162	8,496	230	720	24.21	75.79
8	14	2017	2	18	949	11.17	163	8,496	680	269	71.65	28.35
11	21	2017	3	8	949	11.17	164	8,496	220	729	23.18	76.82
6	1	2017	5	8	948	11.16	165	8,496	220	728	23.21	76.79
6	9	2017	6	17	948	11.16	166	8,496	582	366	61.39	38.61
7	12	2017	4	17	948	11.16	167	8,496	595	353	62.76	37.24
7	26	2017	4	17	948	11.16	168	8,496	615	333	64.87	35.13
10	9	2017	2	18	948	11.16	169	8,496	686	262	72.36	27.64



MO	DY	YR	DAY OF WK	HR	HR VOL	PERCENT OF AADT	HOUR NUMBER	AADT	NORTH VOLUME	SOUTH VOLUME	PERCENT NORTH IS OF TOTAL VOLUME	PERCENT SOUTH IS OF TOTAL VOLUME
10	10	2017	3	18	948	11.16	170	8,496	632	316	66.67	33.33
12	13	2017	4	8	948	11.16	171	8,496	222	726	23.42	76.58
8	29	2017	3	18	947	11.15	172	8,496	674	273	71.17	28.83
4	18	2017	3	8	946	11.13	173	8,496	211	735	22.30	77.70
7	13	2017	5	18	946	11.13	174	8,496	648	298	68.50	31.50
9	27	2017	4	17	946	11.13	175	8,496	593	353	62.68	37.32
5	8	2017	2	8	945	11.12	176	8,496	210	735	22.22	77.78
7	18	2017	3	17	945	11.12	177	8,496	626	319	66.24	33.76
6	29	2017	5	18	944	11.11	178	8,496	658	286	69.70	30.30
7	20	2017	5	17	944	11.11	179	8,496	614	330	65.04	34.96
8	30	2017	4	18	944	11.11	180	8,496	662	282	70.13	29.87
5	30	2017	3	17	943	11.10	181	8,496	637	306	67.55	32.45
6	1	2017	5	17	943	11.10	182	8,496	614	329	65.11	34.89
7	19	2017	4	18	943	11.10	183	8,496	653	290	69.25	30.75
8	23	2017	4	18	943	11.10	184	8,496	635	308	67.34	32.66
4	18	2017	3	18	942	11.09	185	8,496	653	289	69.32	30.68
4	24	2017	2	8	942	11.09	186	8,496	215	727	22.82	77.18
6	27	2017	3	18	942	11.09	187	8,496	651	291	69.11	30.89
10	23	2017	2	17	942	11.09	188	8,496	607	335	64.44	35.56
7	20	2017	5	18	941	11.08	189	8,496	645	296	68.54	31.46
9	8	2017	6	8	941	11.08	190	8,496	231	710	24.55	75.45
9	13	2017	4	18	941	11.08	191	8,496	605	336	64.29	35.71
5	12	2017	6	17	940	11.06	192	8,496	595	345	63.30	36.70
5	16	2017	3	8	940	11.06	193	8,496	207	733	22.02	77.98
6	14	2017	4	18	940	11.06	194	8,496	649	291	69.04	30.96
5	1	2017	2	8	939	11.05	195	8,496	211	728	22.47	77.53
5	2	2017	3	18	939	11.05	196	8,496	650	289	69.22	30.78
7	18	2017	3	18	939	11.05	197	8,496	658	281	70.07	29.93
10	16	2017	2	17	939	11.05	198	8,496	598	341	63.68	36.32
11	16	2017	5	18	939	11.05	199	8,496	647	292	68.90	31.10
3	7	2017	3	8	938	11.04	200	8,496	183	755	19.51	80.49



**AADT= 44,398      K 30 FACTOR= 8.18      K 100 FACTOR= 8.06      K 200 FACTOR= 7.94      D 30 FACTOR= 58.68**



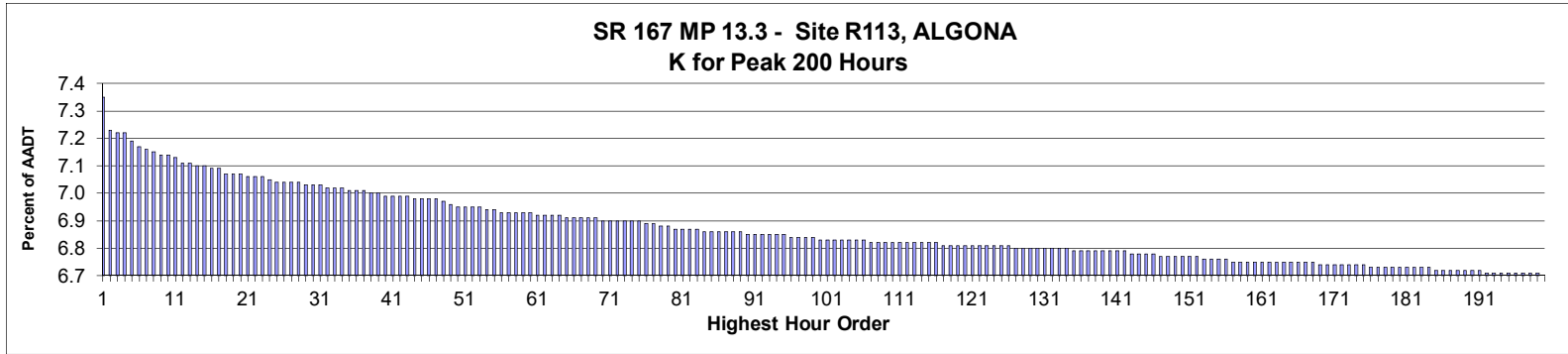
MO	DY	YR	DAY OF WK	HR	HR VOL	PERCENT OF AADT	HOUR NUMBER	AADT	NORTH VOLUME	SOUTH VOLUME	PERCENT NORTH IS OF TOTAL VOLUME	PERCENT SOUTH IS OF TOTAL VOLUME
8	2	2017	4	17	3,745	8.44	1	44,398	2,323	1,422	62.03	37.97
4	12	2017	4	17	3,698	8.33	2	44,398	2,270	1,428	61.38	38.62
9	27	2017	4	17	3,691	8.31	3	44,398	2,252	1,439	61.01	38.99
11	1	2017	4	17	3,688	8.31	4	44,398	2,253	1,435	61.09	38.91
11	7	2017	3	17	3,686	8.30	5	44,398	2,363	1,323	64.11	35.89
2	14	2017	3	17	3,676	8.28	6	44,398	2,287	1,389	62.21	37.79
4	26	2017	4	17	3,676	8.28	7	44,398	2,240	1,436	60.94	39.06
11	14	2017	3	17	3,671	8.27	8	44,398	2,326	1,345	63.36	36.64
9	19	2017	3	17	3,666	8.26	9	44,398	2,270	1,396	61.92	38.08
4	11	2017	3	17	3,662	8.25	10	44,398	2,297	1,365	62.73	37.27
6	16	2017	6	18	3,661	8.25	11	44,398	2,415	1,246	65.97	34.03
12	7	2017	5	17	3,661	8.25	12	44,398	2,315	1,346	63.23	36.77
11	20	2017	2	17	3,658	8.24	13	44,398	2,326	1,332	63.59	36.41
10	9	2017	2	17	3,654	8.23	14	44,398	2,289	1,365	62.64	37.36
5	1	2017	2	17	3,651	8.22	15	44,398	2,271	1,380	62.20	37.80
10	26	2017	5	17	3,650	8.22	16	44,398	2,267	1,383	62.11	37.89

MO	DY	YR	DAY OF WK	HR	HR VOL	PERCENT OF AADT	HOUR NUMBER	AADT	NORTH VOLUME	SOUTH VOLUME	PERCENT NORTH IS OF TOTAL VOLUME	PERCENT SOUTH IS OF TOTAL VOLUME
9	28	2017	5	17	3,649	8.22	17	44,398	2,261	1,388	61.96	38.04
10	25	2017	4	17	3,648	8.22	18	44,398	2,266	1,382	62.12	37.88
7	26	2017	4	17	3,647	8.21	19	44,398	2,300	1,347	63.07	36.93
1	4	2017	4	17	3,646	8.21	20	44,398	2,287	1,359	62.73	37.27
9	19	2017	3	18	3,643	8.21	21	44,398	2,293	1,350	62.94	37.06
9	25	2017	2	17	3,642	8.20	22	44,398	2,268	1,374	62.27	37.73
6	20	2017	3	17	3,641	8.20	23	44,398	2,277	1,364	62.54	37.46
5	3	2017	4	17	3,640	8.20	24	44,398	2,256	1,384	61.98	38.02
5	24	2017	4	16	3,638	8.19	25	44,398	2,145	1,493	58.96	41.04
4	27	2017	5	17	3,635	8.19	26	44,398	2,262	1,373	62.23	37.77
8	24	2017	5	18	3,634	8.19	27	44,398	2,277	1,357	62.66	37.34
6	21	2017	4	17	3,631	8.18	28	44,398	2,229	1,402	61.39	38.61
8	29	2017	3	17	3,631	8.18	29	44,398	2,249	1,382	61.94	38.06
5	23	2017	3	16	3,630	8.18	30	44,398	2,130	1,500	58.68	41.32
7	20	2017	5	17	3,629	8.17	31	44,398	2,247	1,382	61.92	38.08
9	13	2017	4	17	3,629	8.17	32	44,398	2,270	1,359	62.55	37.45
1	11	2017	4	17	3,628	8.17	33	44,398	2,247	1,381	61.93	38.07
4	19	2017	4	17	3,627	8.17	34	44,398	2,257	1,370	62.23	37.77
9	28	2017	5	16	3,627	8.17	35	44,398	2,099	1,528	57.87	42.13
8	15	2017	3	18	3,626	8.17	36	44,398	2,345	1,281	64.67	35.33
8	1	2017	3	17	3,622	8.16	37	44,398	2,273	1,349	62.76	37.24
2	1	2017	4	17	3,621	8.16	38	44,398	2,243	1,378	61.94	38.06
10	12	2017	5	17	3,620	8.15	39	44,398	2,217	1,403	61.24	38.76
10	17	2017	3	18	3,618	8.15	40	44,398	2,192	1,426	60.59	39.41
11	27	2017	2	17	3,618	8.15	41	44,398	2,329	1,289	64.37	35.63
6	22	2017	5	18	3,617	8.15	42	44,398	2,325	1,292	64.28	35.72
5	25	2017	5	17	3,616	8.14	43	44,398	2,262	1,354	62.56	37.44
3	8	2017	4	17	3,615	8.14	44	44,398	2,230	1,385	61.69	38.31
10	18	2017	4	17	3,614	8.14	45	44,398	2,290	1,324	63.36	36.64
3	23	2017	5	17	3,613	8.14	46	44,398	2,245	1,368	62.14	37.86
2	10	2017	6	17	3,612	8.14	47	44,398	2,226	1,386	61.63	38.37
2	28	2017	3	17	3,611	8.13	48	44,398	2,235	1,376	61.89	38.11
4	5	2017	4	17	3,611	8.13	49	44,398	2,227	1,384	61.67	38.33
1	10	2017	3	17	3,610	8.13	50	44,398	2,211	1,399	61.25	38.75
4	27	2017	5	16	3,610	8.13	51	44,398	2,077	1,533	57.53	42.47
7	24	2017	2	17	3,610	8.13	52	44,398	2,270	1,340	62.88	37.12
8	1	2017	3	18	3,610	8.13	53	44,398	2,290	1,320	63.43	36.57
8	22	2017	3	18	3,610	8.13	54	44,398	2,243	1,367	62.13	37.87
6	7	2017	4	18	3,608	8.13	55	44,398	2,253	1,355	62.44	37.56
9	26	2017	3	17	3,608	8.13	56	44,398	2,245	1,363	62.22	37.78
6	5	2017	2	18	3,607	8.12	57	44,398	2,163	1,444	59.97	40.03
4	4	2017	3	17	3,606	8.12	58	44,398	2,272	1,334	63.01	36.99
5	17	2017	4	17	3,606	8.12	59	44,398	2,177	1,429	60.37	39.63
10	23	2017	2	17	3,606	8.12	60	44,398	2,268	1,338	62.90	37.10
9	14	2017	5	17	3,605	8.12	61	44,398	2,220	1,385	61.58	38.42
4	25	2017	3	17	3,604	8.12	62	44,398	2,329	1,275	64.62	35.38
1	30	2017	2	17	3,603	8.12	63	44,398	2,255	1,348	62.59	37.41
8	10	2017	5	17	3,602	8.11	64	44,398	2,254	1,348	62.58	37.42
1	24	2017	3	17	3,601	8.11	65	44,398	2,204	1,397	61.21	38.79
5	24	2017	4	17	3,600	8.11	66	44,398	2,254	1,346	62.61	37.39
5	30	2017	3	17	3,600	8.11	67	44,398	2,233	1,367	62.03	37.97

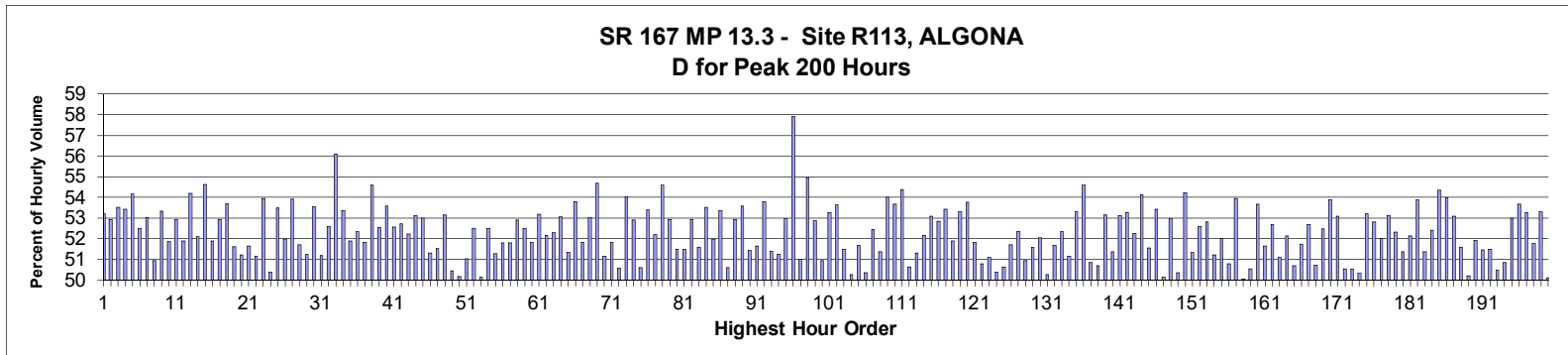
MO	DY	YR	DAY OF WK	HR	HR VOL	PERCENT OF AADT	HOUR NUMBER	AADT	NORTH VOLUME	SOUTH VOLUME	PERCENT NORTH IS OF TOTAL VOLUME	PERCENT SOUTH IS OF TOTAL VOLUME
7	12	2017	4	17	3,600	8.11	68	44,398	2,265	1,335	62.92	37.08
7	31	2017	2	17	3,600	8.11	69	44,398	2,257	1,343	62.69	37.31
5	11	2017	5	17	3,599	8.11	70	44,398	2,253	1,346	62.60	37.40
8	7	2017	2	17	3,599	8.11	71	44,398	2,213	1,386	61.49	38.51
2	16	2017	5	17	3,598	8.10	72	44,398	2,202	1,396	61.20	38.80
6	13	2017	3	17	3,598	8.10	73	44,398	2,239	1,359	62.23	37.77
5	10	2017	4	17	3,597	8.10	74	44,398	2,187	1,410	60.80	39.20
9	26	2017	3	18	3,597	8.10	75	44,398	2,246	1,351	62.44	37.56
7	19	2017	4	17	3,596	8.10	76	44,398	2,297	1,299	63.88	36.12
9	12	2017	3	17	3,595	8.10	77	44,398	2,260	1,335	62.87	37.13
5	5	2017	6	17	3,592	8.09	78	44,398	2,232	1,360	62.14	37.86
9	21	2017	5	16	3,592	8.09	79	44,398	2,101	1,491	58.49	41.51
9	28	2017	5	18	3,591	8.09	80	44,398	2,295	1,296	63.91	36.09
11	15	2017	4	17	3,590	8.09	81	44,398	2,292	1,298	63.84	36.16
8	15	2017	3	17	3,587	8.08	82	44,398	2,255	1,332	62.87	37.13
4	18	2017	3	16	3,585	8.07	83	44,398	2,064	1,521	57.57	42.43
7	11	2017	3	18	3,585	8.07	84	44,398	2,333	1,252	65.08	34.92
8	28	2017	2	17	3,584	8.07	85	44,398	2,223	1,361	62.03	37.97
9	21	2017	5	18	3,584	8.07	86	44,398	2,255	1,329	62.92	37.08
12	12	2017	3	17	3,583	8.07	87	44,398	2,289	1,294	63.89	36.11
12	14	2017	5	17	3,583	8.07	88	44,398	2,273	1,310	63.44	36.56
2	2	2017	5	17	3,582	8.07	89	44,398	2,258	1,324	63.04	36.96
4	13	2017	5	17	3,582	8.07	90	44,398	2,233	1,349	62.34	37.66
9	13	2017	4	18	3,582	8.07	91	44,398	2,291	1,291	63.96	36.04
6	28	2017	4	17	3,580	8.06	92	44,398	2,203	1,377	61.54	38.46
4	19	2017	4	18	3,579	8.06	93	44,398	2,265	1,314	63.29	36.71
5	4	2017	5	17	3,579	8.06	94	44,398	2,226	1,353	62.20	37.80
9	6	2017	4	17	3,579	8.06	95	44,398	2,182	1,397	60.97	39.03
6	20	2017	3	18	3,578	8.06	96	44,398	2,296	1,282	64.17	35.83
6	26	2017	2	17	3,578	8.06	97	44,398	2,235	1,343	62.47	37.53
5	25	2017	5	16	3,577	8.06	98	44,398	2,089	1,488	58.40	41.60
8	29	2017	3	16	3,577	8.06	99	44,398	2,084	1,493	58.26	41.74
11	28	2017	3	17	3,577	8.06	100	44,398	2,314	1,263	64.69	35.31
5	9	2017	3	17	3,576	8.05	101	44,398	2,250	1,326	62.92	37.08
6	27	2017	3	17	3,575	8.05	102	44,398	2,188	1,387	61.20	38.80
8	30	2017	4	17	3,574	8.05	103	44,398	2,221	1,353	62.14	37.86
9	21	2017	5	17	3,574	8.05	104	44,398	2,254	1,320	63.07	36.93
10	4	2017	4	16	3,574	8.05	105	44,398	2,074	1,500	58.03	41.97
3	30	2017	5	17	3,573	8.05	106	44,398	2,221	1,352	62.16	37.84
8	8	2017	3	17	3,573	8.05	107	44,398	2,224	1,349	62.24	37.76
7	27	2017	5	17	3,572	8.05	108	44,398	2,253	1,319	63.07	36.93
9	7	2017	5	16	3,572	8.05	109	44,398	2,083	1,489	58.31	41.69
9	27	2017	4	18	3,572	8.05	110	44,398	2,252	1,320	63.05	36.95
3	29	2017	4	17	3,571	8.04	111	44,398	2,221	1,350	62.20	37.80
4	21	2017	6	18	3,571	8.04	112	44,398	2,222	1,349	62.22	37.78
5	31	2017	4	18	3,571	8.04	113	44,398	2,247	1,324	62.92	37.08
9	20	2017	4	17	3,571	8.04	114	44,398	2,285	1,286	63.99	36.01
8	25	2017	6	18	3,570	8.04	115	44,398	2,235	1,335	62.61	37.39
12	4	2017	2	17	3,570	8.04	116	44,398	2,247	1,323	62.94	37.06
6	5	2017	2	17	3,568	8.04	117	44,398	2,235	1,333	62.64	37.36
7	26	2017	4	18	3,568	8.04	118	44,398	2,295	1,273	64.32	35.68

MO	DY	YR	DAY OF WK	HR	HR VOL	PERCENT OF AADT	HOUR NUMBER	AADT	NORTH VOLUME	SOUTH VOLUME	PERCENT NORTH IS OF TOTAL VOLUME	PERCENT SOUTH IS OF TOTAL VOLUME
1	20	2017	6	16	3,566	8.03	119	44,398	2,091	1,475	58.64	41.36
1	20	2017	6	17	3,566	8.03	120	44,398	2,207	1,359	61.89	38.11
7	25	2017	3	17	3,566	8.03	121	44,398	2,315	1,251	64.92	35.08
6	22	2017	5	17	3,564	8.03	122	44,398	2,242	1,322	62.91	37.09
11	29	2017	4	17	3,562	8.02	123	44,398	2,250	1,312	63.17	36.83
8	9	2017	4	18	3,560	8.02	124	44,398	2,315	1,245	65.03	34.97
9	7	2017	5	18	3,560	8.02	125	44,398	2,311	1,249	64.92	35.08
2	13	2017	2	17	3,559	8.02	126	44,398	2,245	1,314	63.08	36.92
6	12	2017	2	17	3,559	8.02	127	44,398	2,196	1,363	61.70	38.30
6	27	2017	3	18	3,559	8.02	128	44,398	2,302	1,257	64.68	35.32
9	11	2017	2	17	3,559	8.02	129	44,398	2,270	1,289	63.78	36.22
3	1	2017	4	17	3,557	8.01	130	44,398	2,235	1,322	62.83	37.17
6	21	2017	4	18	3,557	8.01	131	44,398	2,265	1,292	63.68	36.32
6	29	2017	5	18	3,557	8.01	132	44,398	2,269	1,288	63.79	36.21
5	2	2017	3	17	3,556	8.01	133	44,398	2,233	1,323	62.80	37.20
3	14	2017	3	17	3,555	8.01	134	44,398	2,193	1,362	61.69	38.31
5	24	2017	4	18	3,555	8.01	135	44,398	2,191	1,364	61.63	38.37
8	2	2017	4	16	3,555	8.01	136	44,398	2,050	1,505	57.67	42.33
12	7	2017	5	16	3,555	8.01	137	44,398	2,109	1,446	59.32	40.68
5	11	2017	5	18	3,554	8.00	138	44,398	2,263	1,291	63.67	36.33
6	20	2017	3	16	3,554	8.00	139	44,398	2,087	1,467	58.72	41.28
10	4	2017	4	17	3,554	8.00	140	44,398	2,189	1,365	61.59	38.41
7	7	2017	6	17	3,553	8.00	141	44,398	2,226	1,327	62.65	37.35
8	29	2017	3	18	3,553	8.00	142	44,398	2,287	1,266	64.37	35.63
5	17	2017	4	18	3,552	8.00	143	44,398	2,229	1,323	62.75	37.25
5	18	2017	5	17	3,552	8.00	144	44,398	2,141	1,411	60.28	39.72
12	6	2017	4	16	3,552	8.00	145	44,398	2,124	1,428	59.80	40.20
2	14	2017	3	16	3,551	8.00	146	44,398	2,055	1,496	57.87	42.13
5	31	2017	4	17	3,551	8.00	147	44,398	2,266	1,285	63.81	36.19
4	20	2017	5	17	3,550	8.00	148	44,398	2,211	1,339	62.28	37.72
6	8	2017	5	18	3,550	8.00	149	44,398	2,269	1,281	63.92	36.08
9	11	2017	2	18	3,550	8.00	150	44,398	2,294	1,256	64.62	35.38
10	3	2017	3	17	3,549	7.99	151	44,398	2,256	1,293	63.57	36.43
1	31	2017	3	17	3,548	7.99	152	44,398	2,215	1,333	62.43	37.57
6	7	2017	4	17	3,548	7.99	153	44,398	2,236	1,312	63.02	36.98
11	7	2017	3	16	3,547	7.99	154	44,398	2,113	1,434	59.57	40.43
1	23	2017	2	18	3,546	7.99	155	44,398	2,214	1,332	62.44	37.56
6	6	2017	3	17	3,546	7.99	156	44,398	2,248	1,298	63.40	36.60
1	5	2017	5	17	3,545	7.98	157	44,398	2,263	1,282	63.84	36.16
8	16	2017	4	18	3,545	7.98	158	44,398	2,265	1,280	63.89	36.11
9	7	2017	5	17	3,545	7.98	159	44,398	2,203	1,342	62.14	37.86
9	13	2017	4	16	3,545	7.98	160	44,398	2,079	1,466	58.65	41.35
10	5	2017	5	17	3,545	7.98	161	44,398	2,265	1,280	63.89	36.11
7	10	2017	2	17	3,544	7.98	162	44,398	2,216	1,328	62.53	37.47
3	2	2017	5	17	3,542	7.98	163	44,398	2,175	1,367	61.41	38.59
10	11	2017	4	16	3,541	7.98	164	44,398	2,078	1,463	58.68	41.32
2	27	2017	2	17	3,540	7.97	165	44,398	2,242	1,298	63.33	36.67
4	19	2017	4	16	3,540	7.97	166	44,398	2,079	1,461	58.73	41.27
10	24	2017	3	18	3,540	7.97	167	44,398	2,185	1,355	61.72	38.28
11	6	2017	2	17	3,540	7.97	168	44,398	2,259	1,281	63.81	36.19
2	23	2017	5	17	3,539	7.97	169	44,398	2,202	1,337	62.22	37.78

MO	DY	YR	DAY OF WK	HR	HR VOL	PERCENT OF AADT	HOUR NUMBER	AADT	NORTH VOLUME	SOUTH VOLUME	PERCENT NORTH IS OF TOTAL VOLUME	PERCENT SOUTH IS OF TOTAL VOLUME
3	16	2017	5	16	3,538	7.97	170	44,398	2,045	1,493	57.80	42.20
3	28	2017	3	17	3,538	7.97	171	44,398	2,219	1,319	62.72	37.28
8	7	2017	2	18	3,538	7.97	172	44,398	2,226	1,312	62.92	37.08
8	10	2017	5	18	3,538	7.97	173	44,398	2,268	1,270	64.10	35.90
10	10	2017	3	16	3,538	7.97	174	44,398	2,085	1,453	58.93	41.07
12	6	2017	4	17	3,538	7.97	175	44,398	2,274	1,264	64.27	35.73
2	17	2017	6	17	3,537	7.97	176	44,398	2,224	1,313	62.88	37.12
9	20	2017	4	16	3,537	7.97	177	44,398	2,068	1,469	58.47	41.53
12	19	2017	3	17	3,537	7.97	178	44,398	2,275	1,262	64.32	35.68
4	27	2017	5	18	3,536	7.96	179	44,398	2,213	1,323	62.58	37.42
9	25	2017	2	16	3,536	7.96	180	44,398	2,048	1,488	57.92	42.08
4	11	2017	3	18	3,535	7.96	181	44,398	2,192	1,343	62.01	37.99
9	14	2017	5	18	3,535	7.96	182	44,398	2,284	1,251	64.61	35.39
12	6	2017	4	18	3,535	7.96	183	44,398	2,252	1,283	63.71	36.29
12	12	2017	3	18	3,535	7.96	184	44,398	2,221	1,314	62.83	37.17
9	18	2017	2	17	3,534	7.96	185	44,398	2,211	1,323	62.56	37.44
11	15	2017	4	18	3,534	7.96	186	44,398	2,228	1,306	63.04	36.96
11	20	2017	2	16	3,534	7.96	187	44,398	2,092	1,442	59.20	40.80
5	2	2017	3	16	3,532	7.96	188	44,398	2,121	1,411	60.05	39.95
9	20	2017	4	18	3,532	7.96	189	44,398	2,258	1,274	63.93	36.07
4	10	2017	2	17	3,531	7.95	190	44,398	2,227	1,304	63.07	36.93
6	28	2017	4	16	3,531	7.95	191	44,398	2,064	1,467	58.45	41.55
4	17	2017	2	17	3,530	7.95	192	44,398	2,207	1,323	62.52	37.48
7	25	2017	3	18	3,530	7.95	193	44,398	2,310	1,220	65.44	34.56
1	13	2017	6	17	3,529	7.95	194	44,398	2,195	1,334	62.20	37.80
12	11	2017	2	17	3,529	7.95	195	44,398	2,300	1,229	65.17	34.83
11	3	2017	6	17	3,528	7.95	196	44,398	2,184	1,344	61.90	38.10
11	29	2017	4	16	3,528	7.95	197	44,398	2,141	1,387	60.69	39.31
8	8	2017	3	18	3,527	7.94	198	44,398	2,238	1,289	63.45	36.55
10	10	2017	3	18	3,527	7.94	199	44,398	2,228	1,299	63.17	36.83
1	13	2017	6	16	3,526	7.94	200	44,398	2,063	1,463	58.51	41.49



AADT= 103,436      K 30 FACTOR= 7.03      K 100 FACTOR= 6.83      K 200 FACTOR= 6.70      D 30 FACTOR= 53.54



MO	DY	YR	DAY OF WK	HR	HR VOL	PERCENT OF AADT	HOUR NUMBER	AADT	NORTH VOLUME	SOUTH VOLUME	PERCENT NORTH IS OF TOTAL VOLUME	PERCENT SOUTH IS OF TOTAL VOLUME
11	23	2017	5	13	7,604	7.35	1	103,436	3,558	4,046	46.79	53.21
9	23	2017	7	13	7,483	7.23	2	103,436	3,521	3,962	47.05	52.95
9	24	2017	1	13	7,473	7.22	3	103,436	3,474	3,999	46.49	53.51
9	23	2017	7	15	7,464	7.22	4	103,436	3,477	3,987	46.58	53.42
11	4	2017	7	14	7,438	7.19	5	103,436	3,410	4,028	45.85	54.15
11	4	2017	7	15	7,412	7.17	6	103,436	3,519	3,893	47.48	52.52
2	25	2017	7	17	7,410	7.16	7	103,436	3,481	3,929	46.98	53.02
3	18	2017	7	16	7,391	7.15	8	103,436	3,625	3,766	49.05	50.95
10	7	2017	7	16	7,388	7.14	9	103,436	3,447	3,941	46.66	53.34
12	16	2017	7	16	7,381	7.14	10	103,436	3,554	3,827	48.15	51.85
9	23	2017	7	14	7,380	7.13	11	103,436	3,472	3,908	47.05	52.95
9	16	2017	7	11	7,356	7.11	12	103,436	3,538	3,818	48.10	51.90
2	17	2017	6	14	7,353	7.11	13	103,436	3,368	3,985	45.80	54.20
9	16	2017	7	12	7,348	7.10	14	103,436	3,519	3,829	47.89	52.11
9	16	2017	7	14	7,341	7.10	15	103,436	3,331	4,010	45.38	54.62
12	16	2017	7	17	7,335	7.09	16	103,436	3,528	3,807	48.10	51.90

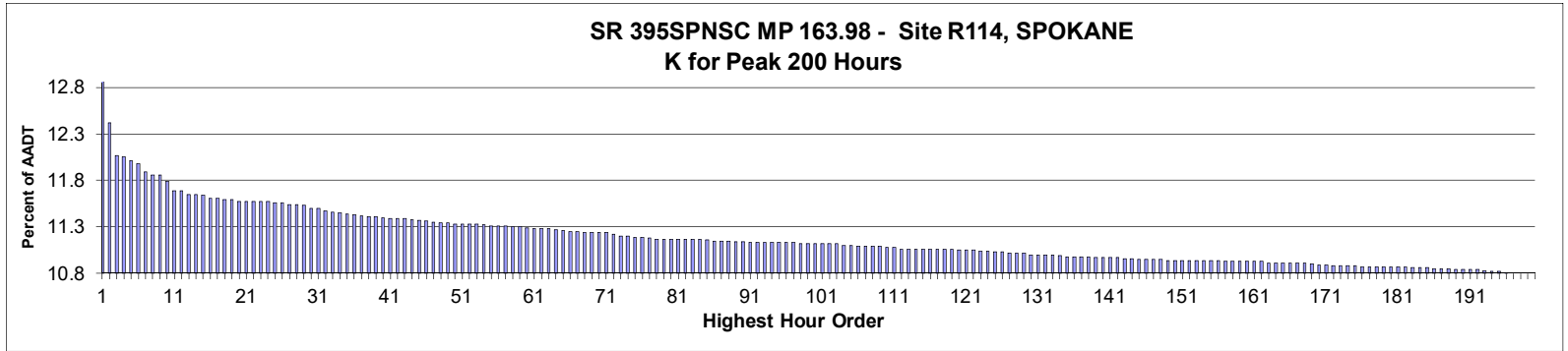
MO	DY	YR	DAY OF WK	HR	HR VOL	PERCENT OF AADT	HOUR NUMBER	AADT	NORTH VOLUME	SOUTH VOLUME	PERCENT	PERCENT
											IS OF TOTAL VOLUME	IS OF TOTAL VOLUME
9	16	2017	7	13	7,329	7.09	17	103,436	3,450	3,879	47.07	52.93
11	22	2017	4	13	7,317	7.07	18	103,436	3,388	3,929	46.30	53.70
12	16	2017	7	15	7,316	7.07	19	103,436	3,540	3,776	48.39	51.61
5	6	2017	7	17	7,308	7.07	20	103,436	3,564	3,744	48.77	51.23
11	18	2017	7	14	7,303	7.06	21	103,436	3,530	3,773	48.34	51.66
11	23	2017	5	14	7,303	7.06	22	103,436	3,566	3,737	48.83	51.17
12	21	2017	5	14	7,303	7.06	23	103,436	3,362	3,941	46.04	53.96
4	29	2017	7	15	7,293	7.05	24	103,436	3,674	3,619	50.38	49.62
7	1	2017	7	13	7,280	7.04	25	103,436	3,386	3,894	46.51	53.49
6	17	2017	7	14	7,279	7.04	26	103,436	3,496	3,783	48.03	51.97
4	28	2017	6	14	7,278	7.04	27	103,436	3,354	3,924	46.08	53.92
4	1	2017	7	15	7,277	7.04	28	103,436	3,513	3,764	48.28	51.72
9	23	2017	7	11	7,276	7.03	29	103,436	3,546	3,730	48.74	51.26
9	16	2017	7	17	7,269	7.03	30	103,436	3,377	3,892	46.46	53.54
11	18	2017	7	13	7,269	7.03	31	103,436	3,547	3,722	48.80	51.20
9	24	2017	1	18	7,264	7.02	32	103,436	3,444	3,820	47.41	52.59
3	10	2017	6	14	7,261	7.02	33	103,436	3,188	4,073	43.91	56.09
3	31	2017	6	14	7,261	7.02	34	103,436	3,386	3,875	46.63	53.37
11	18	2017	7	15	7,255	7.01	35	103,436	3,491	3,764	48.12	51.88
5	13	2017	7	17	7,251	7.01	36	103,436	3,455	3,796	47.65	52.35
6	10	2017	7	17	7,251	7.01	37	103,436	3,492	3,759	48.16	51.84
6	10	2017	7	15	7,243	7.00	38	103,436	3,290	3,953	45.42	54.58
9	23	2017	7	12	7,242	7.00	39	103,436	3,438	3,804	47.47	52.53
7	29	2017	7	17	7,233	6.99	40	103,436	3,357	3,876	46.41	53.59
9	10	2017	1	13	7,231	6.99	41	103,436	3,430	3,801	47.43	52.57
11	17	2017	6	14	7,231	6.99	42	103,436	3,418	3,813	47.27	52.73
5	20	2017	7	15	7,228	6.99	43	103,436	3,452	3,776	47.76	52.24
7	27	2017	5	14	7,224	6.98	44	103,436	3,386	3,838	46.87	53.13
5	13	2017	7	14	7,218	6.98	45	103,436	3,392	3,826	46.99	53.01
10	28	2017	7	18	7,218	6.98	46	103,436	3,514	3,704	48.68	51.32
11	11	2017	7	14	7,215	6.98	47	103,436	3,498	3,717	48.48	51.52
9	14	2017	5	14	7,207	6.97	48	103,436	3,376	3,831	46.84	53.16
4	16	2017	1	14	7,194	6.96	49	103,436	3,564	3,630	49.54	50.46
12	9	2017	7	14	7,193	6.95	50	103,436	3,584	3,609	49.83	50.17
12	16	2017	7	18	7,192	6.95	51	103,436	3,521	3,671	48.96	51.04
3	25	2017	7	16	7,189	6.95	52	103,436	3,415	3,774	47.50	52.50
10	7	2017	7	15	7,184	6.95	53	103,436	3,603	3,581	50.15	49.85
5	13	2017	7	15	7,178	6.94	54	103,436	3,408	3,770	47.48	52.52
5	20	2017	7	16	7,175	6.94	55	103,436	3,495	3,680	48.71	51.29
6	17	2017	7	13	7,170	6.93	56	103,436	3,456	3,714	48.20	51.80
8	26	2017	7	13	7,170	6.93	57	103,436	3,455	3,715	48.19	51.81
9	9	2017	7	15	7,170	6.93	58	103,436	3,376	3,794	47.09	52.91
6	17	2017	7	15	7,169	6.93	59	103,436	3,405	3,764	47.50	52.50
5	6	2017	7	16	7,167	6.93	60	103,436	3,453	3,714	48.18	51.82
4	21	2017	6	13	7,162	6.92	61	103,436	3,353	3,809	46.82	53.18
9	24	2017	1	14	7,157	6.92	62	103,436	3,424	3,733	47.84	52.16
8	5	2017	7	13	7,154	6.92	63	103,436	3,414	3,740	47.72	52.28
5	20	2017	7	18	7,153	6.92	64	103,436	3,357	3,796	46.93	53.07
3	18	2017	7	17	7,150	6.91	65	103,436	3,480	3,670	48.67	51.33
12	1	2017	6	14	7,150	6.91	66	103,436	3,305	3,845	46.22	53.78
12	21	2017	5	15	7,150	6.91	67	103,436	3,444	3,706	48.17	51.83



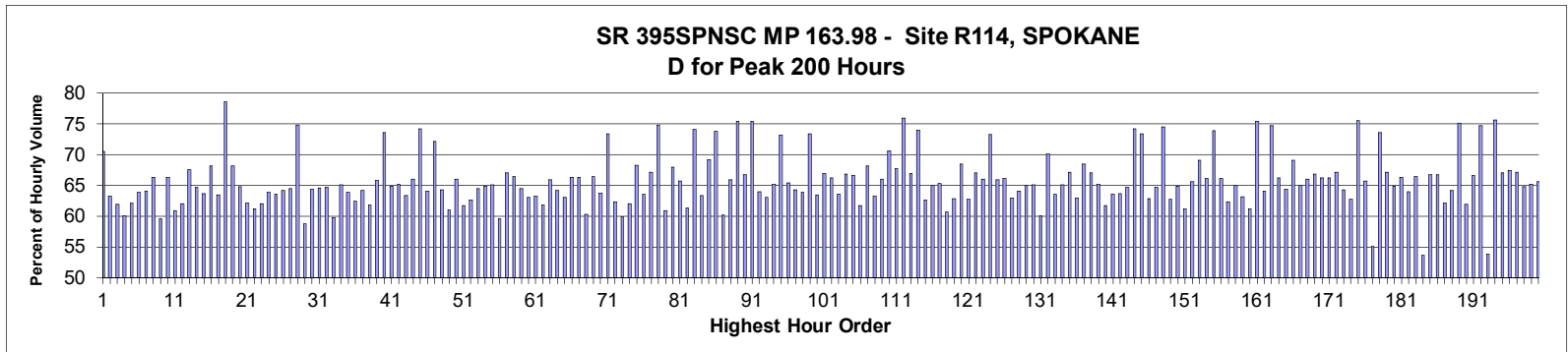
MO	DY	YR	DAY OF WK	HR	HR VOL	PERCENT OF AADT	HOUR NUMBER	AADT	NORTH VOLUME	SOUTH VOLUME	PERCENT NORTH IS OF TOTAL VOLUME	PERCENT SOUTH IS OF TOTAL VOLUME
10	13	2017	6	14	7,148	6.91	68	103,436	3,357	3,791	46.96	53.04
10	27	2017	6	14	7,143	6.91	69	103,436	3,236	3,907	45.30	54.70
4	29	2017	7	16	7,142	6.90	70	103,436	3,653	3,489	51.15	48.85
10	28	2017	7	17	7,142	6.90	71	103,436	3,440	3,702	48.17	51.83
10	14	2017	7	14	7,138	6.90	72	103,436	3,528	3,610	49.43	50.57
2	25	2017	7	16	7,136	6.90	73	103,436	3,280	3,856	45.96	54.04
6	16	2017	6	13	7,135	6.90	74	103,436	3,361	3,774	47.11	52.89
11	10	2017	6	13	7,132	6.90	75	103,436	3,523	3,609	49.40	50.60
8	26	2017	7	14	7,131	6.89	76	103,436	3,324	3,807	46.61	53.39
5	20	2017	7	13	7,130	6.89	77	103,436	3,408	3,722	47.80	52.20
8	24	2017	5	14	7,121	6.88	78	103,436	3,233	3,888	45.40	54.60
8	26	2017	7	15	7,117	6.88	79	103,436	3,351	3,766	47.08	52.92
12	9	2017	7	18	7,109	6.87	80	103,436	3,449	3,660	48.52	51.48
9	17	2017	1	13	7,108	6.87	81	103,436	3,449	3,659	48.52	51.48
7	12	2017	4	14	7,103	6.87	82	103,436	3,344	3,759	47.08	52.92
9	9	2017	7	13	7,101	6.87	83	103,436	3,438	3,663	48.42	51.58
3	3	2017	6	14	7,099	6.86	84	103,436	3,300	3,799	46.49	53.51
11	18	2017	7	17	7,097	6.86	85	103,436	3,408	3,689	48.02	51.98
6	17	2017	7	16	7,096	6.86	86	103,436	3,308	3,788	46.62	53.38
5	20	2017	7	12	7,093	6.86	87	103,436	3,589	3,504	50.60	49.40
7	29	2017	7	15	7,093	6.86	88	103,436	3,338	3,755	47.06	52.94
9	21	2017	5	14	7,091	6.86	89	103,436	3,291	3,800	46.41	53.59
10	14	2017	7	16	7,090	6.85	90	103,436	3,444	3,646	48.58	51.42
12	9	2017	7	17	7,087	6.85	91	103,436	3,427	3,660	48.36	51.64
6	19	2017	2	14	7,085	6.85	92	103,436	3,273	3,812	46.20	53.80
10	14	2017	7	15	7,083	6.85	93	103,436	3,442	3,641	48.60	51.40
5	13	2017	7	18	7,081	6.85	94	103,436	3,451	3,630	48.74	51.26
8	22	2017	3	15	7,081	6.85	95	103,436	3,330	3,751	47.03	52.97
9	16	2017	7	15	7,080	6.84	96	103,436	2,979	4,101	42.08	57.92
2	25	2017	7	18	7,075	6.84	97	103,436	3,466	3,609	48.99	51.01
6	21	2017	4	14	7,075	6.84	98	103,436	3,186	3,889	45.03	54.97
3	25	2017	7	17	7,070	6.84	99	103,436	3,333	3,737	47.14	52.86
7	29	2017	7	12	7,069	6.83	100	103,436	3,600	3,469	50.93	49.07
9	2	2017	7	14	7,064	6.83	101	103,436	3,301	3,763	46.73	53.27
2	24	2017	6	14	7,063	6.83	102	103,436	3,275	3,788	46.37	53.63
7	29	2017	7	13	7,063	6.83	103	103,436	3,427	3,636	48.52	51.48
10	14	2017	7	13	7,063	6.83	104	103,436	3,512	3,551	49.72	50.28
9	2	2017	7	12	7,060	6.83	105	103,436	3,411	3,649	48.31	51.69
11	4	2017	7	13	7,060	6.83	106	103,436	3,504	3,556	49.63	50.37
7	26	2017	4	15	7,059	6.82	107	103,436	3,357	3,702	47.56	52.44
9	2	2017	7	13	7,059	6.82	108	103,436	3,433	3,626	48.63	51.37
7	1	2017	7	15	7,058	6.82	109	103,436	3,246	3,812	45.99	54.01
8	17	2017	5	14	7,056	6.82	110	103,436	3,269	3,787	46.33	53.67
12	9	2017	7	15	7,056	6.82	111	103,436	3,219	3,837	45.62	54.38
4	8	2017	7	15	7,055	6.82	112	103,436	3,483	3,572	49.37	50.63
12	16	2017	7	14	7,054	6.82	113	103,436	3,435	3,619	48.70	51.30
4	8	2017	7	13	7,050	6.82	114	103,436	3,679	3,371	52.18	47.82
4	22	2017	7	15	7,050	6.82	115	103,436	3,307	3,743	46.91	53.09
8	5	2017	7	14	7,050	6.82	116	103,436	3,325	3,725	47.16	52.84
6	28	2017	4	14	7,048	6.81	117	103,436	3,282	3,766	46.57	53.43
7	29	2017	7	14	7,048	6.81	118	103,436	3,390	3,658	48.10	51.90

MO	DY	YR	DAY OF WK	HR	HR VOL	PERCENT OF AADT	HOUR NUMBER	AADT	NORTH VOLUME	SOUTH VOLUME	PERCENT NORTH IS OF TOTAL VOLUME	PERCENT SOUTH IS OF TOTAL VOLUME
8	1	2017	3	14	7,047	6.81	119	103,436	3,291	3,756	46.70	53.30
12	20	2017	4	15	7,047	6.81	120	103,436	3,258	3,789	46.23	53.77
6	10	2017	7	16	7,046	6.81	121	103,436	3,394	3,652	48.17	51.83
5	13	2017	7	13	7,045	6.81	122	103,436	3,466	3,579	49.20	50.80
4	29	2017	7	14	7,044	6.81	123	103,436	3,598	3,446	51.08	48.92
11	11	2017	7	13	7,044	6.81	124	103,436	3,549	3,495	50.38	49.62
11	4	2017	7	17	7,043	6.81	125	103,436	3,566	3,477	50.63	49.37
11	10	2017	6	14	7,042	6.81	126	103,436	3,401	3,641	48.30	51.70
5	19	2017	6	14	7,038	6.80	127	103,436	3,354	3,684	47.66	52.34
10	14	2017	7	17	7,038	6.80	128	103,436	3,453	3,585	49.06	50.94
2	25	2017	7	15	7,035	6.80	129	103,436	3,407	3,628	48.43	51.57
8	26	2017	7	16	7,032	6.80	130	103,436	3,372	3,660	47.95	52.05
9	9	2017	7	12	7,032	6.80	131	103,436	3,498	3,534	49.74	50.26
8	22	2017	3	14	7,031	6.80	132	103,436	3,398	3,633	48.33	51.67
3	25	2017	7	15	7,030	6.80	133	103,436	3,349	3,681	47.64	52.36
7	1	2017	7	12	7,029	6.80	134	103,436	3,432	3,597	48.83	51.17
8	30	2017	4	14	7,028	6.79	135	103,436	3,282	3,746	46.70	53.30
9	23	2017	7	16	7,028	6.79	136	103,436	3,192	3,836	45.42	54.58
3	18	2017	7	14	7,027	6.79	137	103,436	3,574	3,453	50.86	49.14
9	24	2017	1	17	7,024	6.79	138	103,436	3,464	3,560	49.32	50.68
12	18	2017	2	14	7,021	6.79	139	103,436	3,289	3,732	46.85	53.15
5	27	2017	7	11	7,020	6.79	140	103,436	3,414	3,606	48.63	51.37
12	9	2017	7	16	7,020	6.79	141	103,436	3,290	3,730	46.87	53.13
7	3	2017	2	14	7,019	6.79	142	103,436	3,281	3,738	46.74	53.26
5	20	2017	7	17	7,016	6.78	143	103,436	3,350	3,666	47.75	52.25
8	18	2017	6	13	7,016	6.78	144	103,436	3,219	3,797	45.88	54.12
4	22	2017	7	14	7,009	6.78	145	103,436	3,395	3,614	48.44	51.56
5	25	2017	5	14	7,009	6.78	146	103,436	3,264	3,745	46.57	53.43
8	5	2017	7	12	7,007	6.77	147	103,436	3,494	3,513	49.86	50.14
8	2	2017	4	14	7,002	6.77	148	103,436	3,292	3,710	47.02	52.98
10	7	2017	7	14	6,999	6.77	149	103,436	3,524	3,475	50.35	49.65
7	22	2017	7	15	6,998	6.77	150	103,436	3,204	3,794	45.78	54.22
8	5	2017	7	15	6,998	6.77	151	103,436	3,406	3,592	48.67	51.33
12	13	2017	4	14	6,998	6.77	152	103,436	3,317	3,681	47.40	52.60
8	19	2017	7	15	6,995	6.76	153	103,436	3,300	3,695	47.18	52.82
7	22	2017	7	12	6,993	6.76	154	103,436	3,411	3,582	48.78	51.22
11	20	2017	2	15	6,990	6.76	155	103,436	3,354	3,636	47.98	52.02
6	17	2017	7	12	6,988	6.76	156	103,436	3,549	3,439	50.79	49.21
9	22	2017	6	13	6,987	6.75	157	103,436	3,218	3,769	46.06	53.94
11	18	2017	7	16	6,987	6.75	158	103,436	3,490	3,497	49.95	50.05
3	25	2017	7	14	6,982	6.75	159	103,436	3,454	3,528	49.47	50.53
8	28	2017	2	15	6,982	6.75	160	103,436	3,235	3,747	46.33	53.67
1	27	2017	6	14	6,981	6.75	161	103,436	3,376	3,605	48.36	51.64
5	18	2017	5	14	6,981	6.75	162	103,436	3,302	3,679	47.30	52.70
1	28	2017	7	15	6,980	6.75	163	103,436	3,414	3,566	48.91	51.09
8	19	2017	7	18	6,980	6.75	164	103,436	3,341	3,639	47.87	52.13
5	6	2017	7	15	6,979	6.75	165	103,436	3,442	3,537	49.32	50.68
8	19	2017	7	19	6,979	6.75	166	103,436	3,369	3,610	48.27	51.73
8	8	2017	3	14	6,977	6.75	167	103,436	3,300	3,677	47.30	52.70
9	30	2017	7	14	6,977	6.75	168	103,436	3,438	3,539	49.28	50.72
7	1	2017	7	14	6,973	6.74	169	103,436	3,313	3,660	47.51	52.49

MO	DY	YR	DAY OF WK	HR	HR VOL	PERCENT OF AADT	HOUR NUMBER	AADT	NORTH VOLUME	SOUTH VOLUME	PERCENT NORTH IS OF TOTAL VOLUME	PERCENT SOUTH IS OF TOTAL VOLUME
7	31	2017	2	14	6,973	6.74	170	103,436	3,215	3,758	46.11	53.89
12	27	2017	4	15	6,973	6.74	171	103,436	3,271	3,702	46.91	53.09
9	2	2017	7	15	6,972	6.74	172	103,436	3,448	3,524	49.45	50.55
7	29	2017	7	11	6,970	6.74	173	103,436	3,522	3,448	50.53	49.47
11	18	2017	7	18	6,969	6.74	174	103,436	3,461	3,508	49.66	50.34
8	11	2017	6	13	6,967	6.74	175	103,436	3,259	3,708	46.78	53.22
11	11	2017	7	17	6,966	6.73	176	103,436	3,287	3,679	47.19	52.81
7	26	2017	4	14	6,964	6.73	177	103,436	3,343	3,621	48.00	52.00
9	8	2017	6	14	6,963	6.73	178	103,436	3,264	3,699	46.88	53.12
9	9	2017	7	14	6,962	6.73	179	103,436	3,319	3,643	47.67	52.33
4	1	2017	7	14	6,959	6.73	180	103,436	3,384	3,575	48.63	51.37
5	12	2017	6	13	6,959	6.73	181	103,436	3,331	3,628	47.87	52.13
8	10	2017	5	14	6,959	6.73	182	103,436	3,209	3,750	46.11	53.89
4	16	2017	1	15	6,958	6.73	183	103,436	3,384	3,574	48.63	51.37
10	6	2017	6	13	6,957	6.73	184	103,436	3,310	3,647	47.58	52.42
3	30	2017	5	15	6,956	6.72	185	103,436	3,176	3,780	45.66	54.34
7	13	2017	5	14	6,952	6.72	186	103,436	3,200	3,752	46.03	53.97
9	15	2017	6	13	6,952	6.72	187	103,436	3,261	3,691	46.91	53.09
7	22	2017	7	13	6,950	6.72	188	103,436	3,365	3,585	48.42	51.58
9	30	2017	7	13	6,950	6.72	189	103,436	3,488	3,462	50.19	49.81
8	5	2017	7	16	6,948	6.72	190	103,436	3,341	3,607	48.09	51.91
10	14	2017	7	18	6,947	6.72	191	103,436	3,574	3,373	51.45	48.55
6	10	2017	7	18	6,945	6.71	192	103,436	3,370	3,575	48.52	51.48
9	30	2017	7	15	6,945	6.71	193	103,436	3,440	3,505	49.53	50.47
8	26	2017	7	18	6,944	6.71	194	103,436	3,413	3,531	49.15	50.85
10	6	2017	6	14	6,942	6.71	195	103,436	3,263	3,679	47.00	53.00
8	31	2017	5	14	6,941	6.71	196	103,436	3,216	3,725	46.33	53.67
8	29	2017	3	14	6,939	6.71	197	103,436	3,242	3,697	46.72	53.28
4	29	2017	7	17	6,938	6.71	198	103,436	3,591	3,347	51.76	48.24
5	18	2017	5	15	6,936	6.71	199	103,436	3,239	3,697	46.70	53.30
3	4	2017	7	17	6,935	6.70	200	103,436	3,460	3,475	49.89	50.11



**AADT= 12,730      K 30 FACTOR= 11.45      K 100 FACTOR= 11.07      K 200 FACTOR= 10.75      D 30 FACTOR= 64.40**



MO	DY	YR	DAY OF WK	HR	HR VOL	PERCENT OF AADT	HOUR NUMBER	AADT	NORTH VOLUME	SOUTH VOLUME	PERCENT NORTH IS OF TOTAL VOLUME	PERCENT SOUTH IS OF TOTAL VOLUME
6	7	2017	4	18	1,780	13.98	1	12,730	1,256	524	70.56	29.44
7	27	2017	5	17	1,575	12.37	2	12,730	996	579	63.24	36.76
7	27	2017	5	18	1,530	12.02	3	12,730	948	582	61.96	38.04
9	14	2017	5	17	1,528	12.00	4	12,730	919	609	60.14	39.86
7	21	2017	6	17	1,522	11.96	5	12,730	945	577	62.09	37.91
9	21	2017	5	17	1,519	11.93	6	12,730	970	549	63.86	36.14
7	26	2017	4	17	1,507	11.84	7	12,730	965	542	64.03	35.97
7	25	2017	3	17	1,504	11.81	8	12,730	998	506	66.36	33.64
9	15	2017	6	17	1,503	11.81	9	12,730	895	608	59.55	40.45
10	31	2017	3	17	1,494	11.74	10	12,730	991	503	66.33	33.67
6	28	2017	4	17	1,482	11.64	11	12,730	902	580	60.86	39.14
10	5	2017	5	17	1,482	11.64	12	12,730	919	563	62.01	37.99
6	29	2017	5	18	1,477	11.60	13	12,730	998	479	67.57	32.43
11	14	2017	3	17	1,477	11.60	14	12,730	955	522	64.66	35.34
6	6	2017	3	18	1,475	11.59	15	12,730	939	536	63.66	36.34
7	20	2017	5	18	1,472	11.56	16	12,730	1,003	469	68.14	31.86

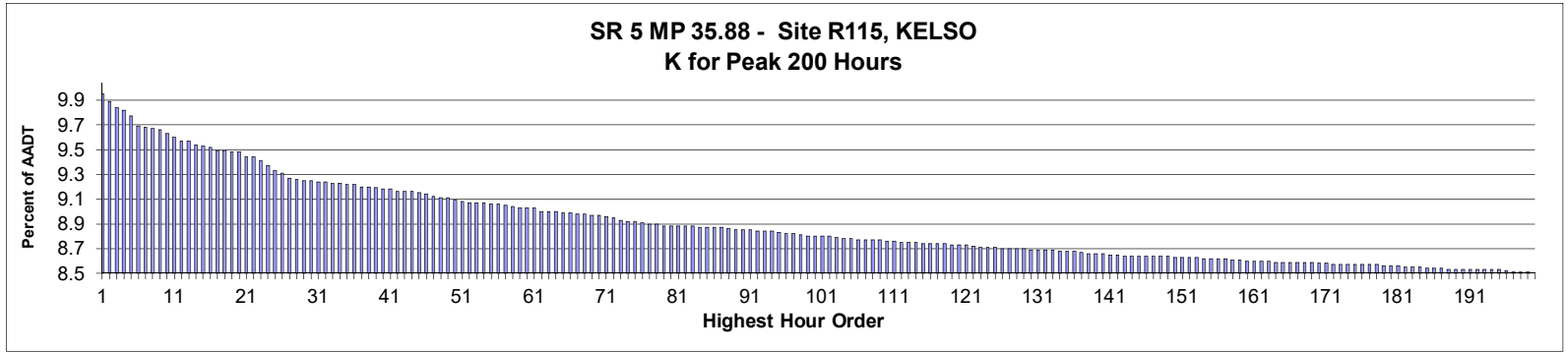
MO	DY	YR	DAY OF WK	HR	HR VOL	PERCENT OF AADT	HOUR NUMBER	AADT	NORTH VOLUME	SOUTH VOLUME	PERCENT NORTH IS OF TOTAL VOLUME	PERCENT SOUTH IS OF TOTAL VOLUME
10	10	2017	3	17	1,471	11.56	17	12,730	933	538	63.43	36.57
4	11	2017	3	8	1,469	11.54	18	12,730	314	1,155	21.38	78.62
7	25	2017	3	18	1,469	11.54	19	12,730	1,002	467	68.21	31.79
8	2	2017	4	17	1,467	11.52	20	12,730	951	516	64.83	35.17
9	12	2017	3	17	1,467	11.52	21	12,730	912	555	62.17	37.83
10	6	2017	6	17	1,467	11.52	22	12,730	898	569	61.21	38.79
8	24	2017	5	17	1,466	11.52	23	12,730	909	557	62.01	37.99
9	22	2017	6	17	1,466	11.52	24	12,730	936	530	63.85	36.15
5	9	2017	3	17	1,465	11.51	25	12,730	932	533	63.62	36.38
7	20	2017	5	17	1,465	11.51	26	12,730	941	524	64.23	35.77
9	14	2017	5	18	1,463	11.49	27	12,730	943	520	64.46	35.54
9	26	2017	3	8	1,463	11.49	28	12,730	369	1,094	25.22	74.78
11	17	2017	6	17	1,461	11.48	29	12,730	859	602	58.80	41.20
9	12	2017	3	18	1,458	11.45	30	12,730	939	519	64.40	35.60
10	26	2017	5	18	1,457	11.45	31	12,730	941	516	64.58	35.42
10	19	2017	5	17	1,454	11.42	32	12,730	940	514	64.65	35.35
10	27	2017	6	17	1,452	11.41	33	12,730	868	584	59.78	40.22
9	11	2017	2	17	1,451	11.40	34	12,730	944	507	65.06	34.94
7	11	2017	3	17	1,450	11.39	35	12,730	926	524	63.86	36.14
10	24	2017	3	17	1,449	11.38	36	12,730	905	544	62.46	37.54
8	23	2017	4	18	1,448	11.37	37	12,730	930	518	64.23	35.77
5	4	2017	5	17	1,446	11.36	38	12,730	894	552	61.83	38.17
6	7	2017	4	17	1,446	11.36	39	12,730	951	495	65.77	34.23
10	24	2017	3	8	1,445	11.35	40	12,730	382	1,063	26.44	73.56
8	31	2017	5	17	1,444	11.34	41	12,730	937	507	64.89	35.11
9	13	2017	4	17	1,444	11.34	42	12,730	941	503	65.17	34.83
10	11	2017	4	17	1,443	11.34	43	12,730	914	529	63.34	36.66
7	26	2017	4	18	1,442	11.33	44	12,730	952	490	66.02	33.98
5	23	2017	3	8	1,441	11.32	45	12,730	371	1,070	25.75	74.25
10	25	2017	4	17	1,440	11.31	46	12,730	923	517	64.10	35.90
10	10	2017	3	8	1,439	11.30	47	12,730	400	1,039	27.80	72.20
10	4	2017	4	18	1,437	11.29	48	12,730	924	513	64.30	35.70
10	26	2017	5	17	1,437	11.29	49	12,730	877	560	61.03	38.97
5	3	2017	4	17	1,436	11.28	50	12,730	948	488	66.02	33.98
5	12	2017	6	17	1,436	11.28	51	12,730	886	550	61.70	38.30
5	23	2017	3	17	1,436	11.28	52	12,730	900	536	62.67	37.33
10	11	2017	4	18	1,436	11.28	53	12,730	926	510	64.48	35.52
7	18	2017	3	18	1,435	11.27	54	12,730	931	504	64.88	35.12
9	25	2017	2	17	1,434	11.26	55	12,730	934	500	65.13	34.87
10	12	2017	5	17	1,434	11.26	56	12,730	855	579	59.62	40.38
10	25	2017	4	18	1,434	11.26	57	12,730	961	473	67.02	32.98
6	1	2017	5	18	1,432	11.25	58	12,730	952	480	66.48	33.52
6	27	2017	3	18	1,432	11.25	59	12,730	924	508	64.53	35.47
6	29	2017	5	17	1,431	11.24	60	12,730	903	528	63.10	36.90
5	24	2017	4	17	1,430	11.23	61	12,730	905	525	63.29	36.71
7	19	2017	4	17	1,429	11.23	62	12,730	884	545	61.86	38.14
10	9	2017	2	17	1,429	11.23	63	12,730	942	487	65.92	34.08
9	7	2017	5	17	1,428	11.22	64	12,730	916	512	64.15	35.85
5	10	2017	4	17	1,427	11.21	65	12,730	900	527	63.07	36.93
8	30	2017	4	18	1,426	11.20	66	12,730	946	480	66.34	33.66
11	8	2017	4	17	1,426	11.20	67	12,730	946	480	66.34	33.66

MO	DY	YR	DAY OF WK	HR	HR VOL	PERCENT OF AADT	HOUR NUMBER	AADT	NORTH VOLUME	SOUTH VOLUME	PERCENT NORTH IS OF TOTAL VOLUME	PERCENT SOUTH IS OF TOTAL VOLUME
6	2	2017	6	17	1,424	11.19	68	12,730	859	565	60.32	39.68
7	12	2017	4	18	1,424	11.19	69	12,730	946	478	66.43	33.57
9	26	2017	3	17	1,424	11.19	70	12,730	908	516	63.76	36.24
10	4	2017	4	8	1,424	11.19	71	12,730	379	1,045	26.62	73.38
8	3	2017	5	17	1,422	11.17	72	12,730	886	536	62.31	37.69
7	12	2017	4	17	1,420	11.15	73	12,730	851	569	59.93	40.07
11	9	2017	5	17	1,420	11.15	74	12,730	881	539	62.04	37.96
7	24	2017	2	18	1,418	11.14	75	12,730	968	450	68.27	31.73
10	19	2017	5	18	1,418	11.14	76	12,730	902	516	63.61	36.39
9	6	2017	4	18	1,417	11.13	77	12,730	951	466	67.11	32.89
5	30	2017	3	8	1,416	11.12	78	12,730	356	1,060	25.14	74.86
6	22	2017	5	17	1,416	11.12	79	12,730	863	553	60.95	39.05
7	11	2017	3	18	1,416	11.12	80	12,730	963	453	68.01	31.99
12	6	2017	4	17	1,416	11.12	81	12,730	931	485	65.75	34.25
7	18	2017	3	17	1,415	11.12	82	12,730	868	547	61.34	38.66
10	25	2017	4	8	1,415	11.12	83	12,730	367	1,048	25.94	74.06
11	16	2017	5	17	1,415	11.12	84	12,730	897	518	63.39	36.61
8	15	2017	3	18	1,414	11.11	85	12,730	979	435	69.24	30.76
6	5	2017	2	8	1,413	11.10	86	12,730	370	1,043	26.19	73.81
6	15	2017	5	17	1,413	11.10	87	12,730	851	562	60.23	39.77
8	14	2017	2	17	1,413	11.10	88	12,730	932	481	65.96	34.04
9	25	2017	2	8	1,412	11.09	89	12,730	347	1,065	24.58	75.42
12	5	2017	3	17	1,412	11.09	90	12,730	943	469	66.78	33.22
4	25	2017	3	8	1,411	11.08	91	12,730	346	1,065	24.52	75.48
5	2	2017	3	17	1,411	11.08	92	12,730	902	509	63.93	36.07
9	13	2017	4	18	1,411	11.08	93	12,730	890	521	63.08	36.92
9	21	2017	5	18	1,411	11.08	94	12,730	920	491	65.20	34.80
10	11	2017	4	8	1,411	11.08	95	12,730	378	1,033	26.79	73.21
9	19	2017	3	17	1,410	11.08	96	12,730	923	487	65.46	34.54
9	27	2017	4	17	1,410	11.08	97	12,730	907	503	64.33	35.67
5	18	2017	5	17	1,409	11.07	98	12,730	900	509	63.88	36.12
5	24	2017	4	8	1,409	11.07	99	12,730	375	1,034	26.61	73.39
7	19	2017	4	18	1,409	11.07	100	12,730	894	515	63.45	36.55
9	27	2017	4	18	1,409	11.07	101	12,730	943	466	66.93	33.07
10	18	2017	4	17	1,409	11.07	102	12,730	933	476	66.22	33.78
10	20	2017	6	17	1,409	11.07	103	12,730	896	513	63.59	36.41
8	10	2017	5	18	1,407	11.05	104	12,730	941	466	66.88	33.12
11	28	2017	3	17	1,407	11.05	105	12,730	938	469	66.67	33.33
8	23	2017	4	17	1,406	11.04	106	12,730	868	538	61.74	38.26
10	23	2017	2	18	1,406	11.04	107	12,730	958	448	68.14	31.86
6	19	2017	2	17	1,405	11.04	108	12,730	889	516	63.27	36.73
11	27	2017	2	17	1,405	11.04	109	12,730	928	477	66.05	33.95
8	1	2017	3	18	1,404	11.03	110	12,730	991	413	70.58	29.42
9	20	2017	4	18	1,404	11.03	111	12,730	952	452	67.81	32.19
4	27	2017	5	8	1,402	11.01	112	12,730	337	1,065	24.04	75.96
5	24	2017	4	18	1,402	11.01	113	12,730	939	463	66.98	33.02
6	6	2017	3	8	1,402	11.01	114	12,730	365	1,037	26.03	73.97
7	28	2017	6	17	1,402	11.01	115	12,730	878	524	62.62	37.38
11	1	2017	4	18	1,402	11.01	116	12,730	912	490	65.05	34.95
5	3	2017	4	18	1,401	11.01	117	12,730	915	486	65.31	34.69
7	13	2017	5	17	1,401	11.01	118	12,730	850	551	60.67	39.33

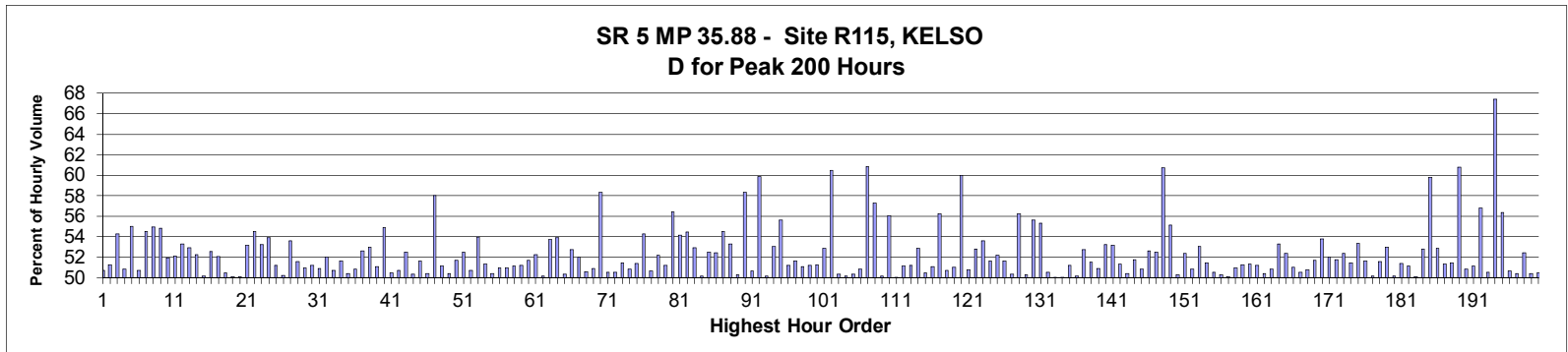
MO	DY	YR	DAY OF WK	HR	HR VOL	PERCENT OF AADT	HOUR NUMBER	AADT	NORTH VOLUME	SOUTH VOLUME	PERCENT NORTH IS OF TOTAL VOLUME	PERCENT SOUTH IS OF TOTAL VOLUME
8	8	2017	3	17	1,401	11.01	119	12,730	881	520	62.88	37.12
5	25	2017	5	18	1,400	11.00	120	12,730	959	441	68.50	31.50
6	27	2017	3	17	1,400	11.00	121	12,730	878	522	62.71	37.29
10	2	2017	2	17	1,400	11.00	122	12,730	938	462	67.00	33.00
4	26	2017	4	18	1,399	10.99	123	12,730	923	476	65.98	34.02
10	26	2017	5	8	1,399	10.99	124	12,730	373	1,026	26.66	73.34
4	25	2017	3	17	1,398	10.98	125	12,730	921	477	65.88	34.12
5	17	2017	4	17	1,398	10.98	126	12,730	925	473	66.17	33.83
7	7	2017	6	17	1,397	10.97	127	12,730	880	517	62.99	37.01
10	4	2017	4	17	1,397	10.97	128	12,730	895	502	64.07	35.93
5	26	2017	6	17	1,396	10.97	129	12,730	908	488	65.04	34.96
6	13	2017	3	17	1,394	10.95	130	12,730	907	487	65.06	34.94
7	5	2017	4	17	1,394	10.95	131	12,730	838	556	60.11	39.89
8	2	2017	4	18	1,394	10.95	132	12,730	978	416	70.16	29.84
10	3	2017	3	17	1,394	10.95	133	12,730	886	508	63.56	36.44
11	2	2017	5	17	1,393	10.94	134	12,730	907	486	65.11	34.89
4	11	2017	3	18	1,392	10.93	135	12,730	935	457	67.17	32.83
5	11	2017	5	17	1,392	10.93	136	12,730	877	515	63.00	37.00
8	8	2017	3	18	1,391	10.93	137	12,730	952	439	68.44	31.56
8	15	2017	3	17	1,391	10.93	138	12,730	932	459	67.00	33.00
5	30	2017	3	17	1,390	10.92	139	12,730	907	483	65.25	34.75
7	10	2017	2	17	1,390	10.92	140	12,730	858	532	61.73	38.27
9	28	2017	5	17	1,390	10.92	141	12,730	884	506	63.60	36.40
10	13	2017	6	17	1,390	10.92	142	12,730	885	505	63.67	36.33
8	1	2017	3	17	1,389	10.91	143	12,730	898	491	64.65	35.35
10	16	2017	2	8	1,389	10.91	144	12,730	358	1,031	25.77	74.23
5	9	2017	3	8	1,388	10.90	145	12,730	369	1,019	26.59	73.41
8	22	2017	3	17	1,388	10.90	146	12,730	873	515	62.90	37.10
9	1	2017	6	17	1,387	10.90	147	12,730	898	489	64.74	35.26
10	17	2017	3	8	1,387	10.90	148	12,730	353	1,034	25.45	74.55
5	19	2017	6	17	1,386	10.89	149	12,730	869	517	62.70	37.30
5	23	2017	3	18	1,386	10.89	150	12,730	900	486	64.94	35.06
6	9	2017	6	17	1,386	10.89	151	12,730	849	537	61.26	38.74
6	12	2017	2	17	1,386	10.89	152	12,730	909	477	65.58	34.42
8	22	2017	3	18	1,386	10.89	153	12,730	957	429	69.05	30.95
10	5	2017	5	18	1,386	10.89	154	12,730	917	469	66.16	33.84
10	12	2017	5	8	1,386	10.89	155	12,730	362	1,024	26.12	73.88
11	29	2017	4	17	1,386	10.89	156	12,730	916	470	66.09	33.91
6	1	2017	5	17	1,385	10.88	157	12,730	863	522	62.31	37.69
6	20	2017	3	17	1,385	10.88	158	12,730	901	484	65.05	34.95
7	17	2017	2	17	1,385	10.88	159	12,730	875	510	63.18	36.82
9	8	2017	6	17	1,385	10.88	160	12,730	848	537	61.23	38.77
9	20	2017	4	8	1,385	10.88	161	12,730	340	1,045	24.55	75.45
9	28	2017	5	18	1,385	10.88	162	12,730	888	497	64.12	35.88
5	10	2017	4	8	1,383	10.86	163	12,730	349	1,034	25.23	74.77
7	13	2017	5	18	1,383	10.86	164	12,730	916	467	66.23	33.77
8	4	2017	6	17	1,383	10.86	165	12,730	890	493	64.35	35.65
8	9	2017	4	18	1,383	10.86	166	12,730	956	427	69.13	30.87
7	31	2017	2	17	1,382	10.86	167	12,730	898	484	64.98	35.02
8	24	2017	5	18	1,382	10.86	168	12,730	912	470	65.99	34.01
11	8	2017	4	18	1,381	10.85	169	12,730	923	458	66.84	33.16

MO	DY	YR	DAY OF WK	HR	HR VOL	PERCENT OF AADT	HOUR NUMBER	AADT	NORTH VOLUME	SOUTH VOLUME	PERCENT NORTH IS OF TOTAL VOLUME	PERCENT SOUTH IS OF TOTAL VOLUME
4	18	2017	3	18	1,380	10.84	170	12,730	914	466	66.23	33.77
6	14	2017	4	18	1,380	10.84	171	12,730	914	466	66.23	33.77
5	17	2017	4	18	1,379	10.83	172	12,730	926	453	67.15	32.85
6	15	2017	5	18	1,379	10.83	173	12,730	886	493	64.25	35.75
6	21	2017	4	17	1,379	10.83	174	12,730	866	513	62.80	37.20
11	14	2017	3	8	1,379	10.83	175	12,730	337	1,042	24.44	75.56
7	6	2017	5	18	1,378	10.82	176	12,730	906	472	65.75	34.25
9	22	2017	6	16	1,378	10.82	177	12,730	759	619	55.08	44.92
10	3	2017	3	8	1,378	10.82	178	12,730	364	1,014	26.42	73.58
10	17	2017	3	17	1,378	10.82	179	12,730	926	452	67.20	32.80
12	12	2017	3	17	1,378	10.82	180	12,730	894	484	64.88	35.12
6	22	2017	5	18	1,377	10.82	181	12,730	914	463	66.38	33.62
8	9	2017	4	17	1,377	10.82	182	12,730	881	496	63.98	36.02
9	6	2017	4	17	1,376	10.81	183	12,730	914	462	66.42	33.58
9	15	2017	6	16	1,376	10.81	184	12,730	738	638	53.63	46.37
10	31	2017	3	18	1,376	10.81	185	12,730	919	457	66.79	33.21
7	17	2017	2	18	1,375	10.80	186	12,730	918	457	66.76	33.24
8	25	2017	6	18	1,375	10.80	187	12,730	855	520	62.18	37.82
10	3	2017	3	18	1,375	10.80	188	12,730	883	492	64.22	35.78
4	18	2017	3	8	1,374	10.79	189	12,730	341	1,033	24.82	75.18
8	28	2017	2	17	1,374	10.79	190	12,730	851	523	61.94	38.06
10	9	2017	2	18	1,374	10.79	191	12,730	916	458	66.67	33.33
9	27	2017	4	8	1,373	10.79	192	12,730	347	1,026	25.27	74.73
9	29	2017	6	16	1,372	10.78	193	12,730	739	633	53.86	46.14
6	1	2017	5	8	1,371	10.77	194	12,730	334	1,037	24.36	75.64
8	29	2017	3	18	1,371	10.77	195	12,730	919	452	67.03	32.97
9	11	2017	2	18	1,370	10.76	196	12,730	924	446	67.45	32.55
7	21	2017	6	18	1,369	10.75	197	12,730	920	449	67.20	32.80
10	23	2017	2	17	1,369	10.75	198	12,730	887	482	64.79	35.21
11	7	2017	3	17	1,369	10.75	199	12,730	893	476	65.23	34.77
6	28	2017	4	18	1,368	10.75	200	12,730	897	471	65.57	34.43





AADT= 70,571      K 30 FACTOR= 9.21      K 100 FACTOR= 8.76      K 200 FACTOR= 8.46      D 30 FACTOR= 51.21



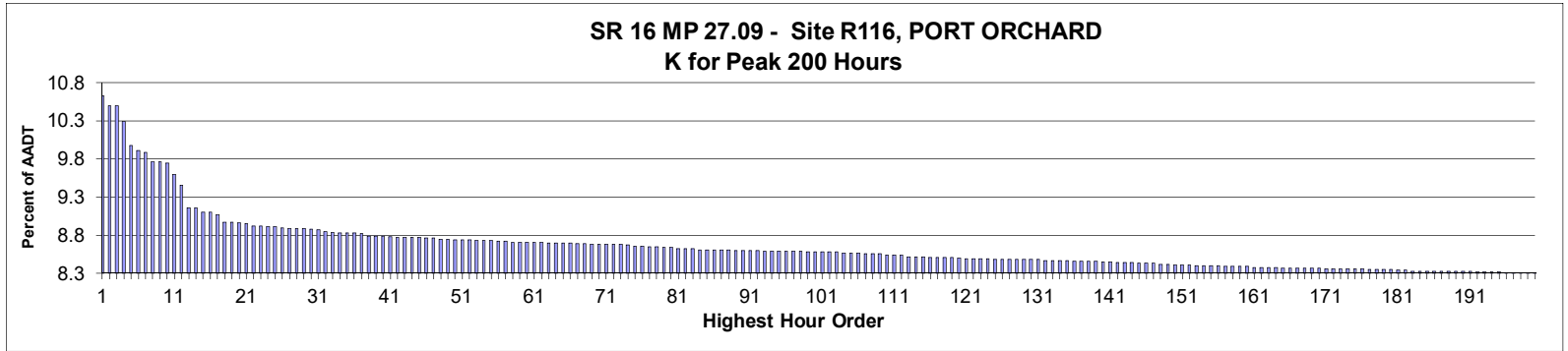
MO	DY	YR	DAY OF WK	HR	HR VOL	PERCENT OF AADT	HOUR NUMBER	AADT	NORTH VOLUME	SOUTH VOLUME	PERCENT NORTH IS OF TOTAL VOLUME	PERCENT SOUTH IS OF TOTAL VOLUME
8	13	2017	1	16	6,995	9.91	1	70,571	3,449	3,546	49.31	50.69
7	30	2017	1	14	6,954	9.85	2	70,571	3,387	3,567	48.71	51.29
7	1	2017	7	12	6,916	9.80	3	70,571	3,754	3,162	54.28	45.72
8	27	2017	1	15	6,901	9.78	4	70,571	3,392	3,509	49.15	50.85
8	6	2017	1	16	6,864	9.73	5	70,571	3,088	3,776	44.99	55.01
7	23	2017	1	13	6,813	9.65	6	70,571	3,456	3,357	50.73	49.27
8	6	2017	1	14	6,806	9.64	7	70,571	3,095	3,711	45.47	54.53
9	2	2017	7	11	6,796	9.63	8	70,571	3,735	3,061	54.96	45.04
8	6	2017	1	15	6,787	9.62	9	70,571	3,065	3,722	45.16	54.84
8	27	2017	1	16	6,767	9.59	10	70,571	3,250	3,517	48.03	51.97
8	13	2017	1	13	6,746	9.56	11	70,571	3,231	3,515	47.90	52.10
8	13	2017	1	14	6,727	9.53	12	70,571	3,141	3,586	46.69	53.31
7	1	2017	7	11	6,722	9.53	13	70,571	3,556	3,166	52.90	47.10
8	27	2017	1	14	6,707	9.50	14	70,571	3,203	3,504	47.76	52.24
7	16	2017	1	17	6,694	9.49	15	70,571	3,336	3,358	49.84	50.16
7	23	2017	1	14	6,691	9.48	16	70,571	3,176	3,515	47.47	52.53

MO	DY	YR	DAY OF WK	HR	HR VOL	PERCENT OF AADT	HOUR NUMBER	AADT	NORTH VOLUME	SOUTH VOLUME	PERCENT NORTH IS OF TOTAL VOLUME	PERCENT SOUTH IS OF TOTAL VOLUME
7	23	2017	1	15	6,670	9.45	17	70,571	3,199	3,471	47.96	52.04
8	27	2017	1	17	6,668	9.45	18	70,571	3,364	3,304	50.45	49.55
8	27	2017	1	13	6,665	9.44	19	70,571	3,341	3,324	50.13	49.87
7	30	2017	1	15	6,659	9.44	20	70,571	3,324	3,335	49.92	50.08
5	29	2017	2	15	6,632	9.40	21	70,571	3,104	3,528	46.80	53.20
9	4	2017	2	14	6,631	9.40	22	70,571	3,015	3,616	45.47	54.53
7	30	2017	1	16	6,615	9.37	23	70,571	3,093	3,522	46.76	53.24
8	6	2017	1	17	6,581	9.33	24	70,571	3,034	3,547	46.10	53.90
7	16	2017	1	13	6,555	9.29	25	70,571	3,198	3,357	48.79	51.21
8	26	2017	7	12	6,543	9.27	26	70,571	3,258	3,285	49.79	50.21
7	1	2017	7	13	6,512	9.23	27	70,571	3,490	3,022	53.59	46.41
6	16	2017	6	16	6,509	9.22	28	70,571	3,358	3,151	51.59	48.41
5	26	2017	6	17	6,499	9.21	29	70,571	3,187	3,312	49.04	50.96
7	29	2017	7	12	6,497	9.21	30	70,571	3,327	3,170	51.21	48.79
7	16	2017	1	16	6,496	9.20	31	70,571	3,191	3,305	49.12	50.88
7	30	2017	1	17	6,496	9.20	32	70,571	3,119	3,377	48.01	51.99
7	28	2017	6	15	6,487	9.19	33	70,571	3,289	3,198	50.70	49.30
5	29	2017	2	13	6,486	9.19	34	70,571	3,350	3,136	51.65	48.35
7	21	2017	6	15	6,477	9.18	35	70,571	3,263	3,214	50.38	49.62
7	16	2017	1	14	6,476	9.18	36	70,571	3,185	3,291	49.18	50.82
7	14	2017	6	17	6,464	9.16	37	70,571	3,063	3,401	47.39	52.61
8	13	2017	1	17	6,463	9.16	38	70,571	3,037	3,426	46.99	53.01
8	25	2017	6	17	6,460	9.15	39	70,571	3,161	3,299	48.93	51.07
9	4	2017	2	15	6,451	9.14	40	70,571	2,912	3,539	45.14	54.86
8	27	2017	1	18	6,449	9.14	41	70,571	3,253	3,196	50.44	49.56
8	11	2017	6	15	6,438	9.12	42	70,571	3,265	3,173	50.71	49.29
9	2	2017	7	12	6,434	9.12	43	70,571	3,377	3,057	52.49	47.51
6	25	2017	1	17	6,433	9.12	44	70,571	3,238	3,195	50.33	49.67
7	23	2017	1	17	6,432	9.11	45	70,571	3,110	3,322	48.35	51.65
6	25	2017	1	16	6,422	9.10	46	70,571	3,238	3,184	50.42	49.58
8	20	2017	1	14	6,406	9.08	47	70,571	2,689	3,717	41.98	58.02
8	12	2017	7	12	6,401	9.07	48	70,571	3,272	3,129	51.12	48.88
6	25	2017	1	15	6,399	9.07	49	70,571	3,174	3,225	49.60	50.40
8	25	2017	6	16	6,388	9.05	50	70,571	3,085	3,303	48.29	51.71
7	1	2017	7	14	6,377	9.04	51	70,571	3,349	3,028	52.52	47.48
7	30	2017	1	12	6,376	9.03	52	70,571	3,234	3,142	50.72	49.28
8	6	2017	1	18	6,374	9.03	53	70,571	2,933	3,441	46.02	53.98
10	6	2017	6	17	6,373	9.03	54	70,571	3,102	3,271	48.67	51.33
6	18	2017	1	14	6,369	9.02	55	70,571	3,212	3,157	50.43	49.57
8	26	2017	7	11	6,362	9.02	56	70,571	3,119	3,243	49.03	50.97
6	23	2017	6	15	6,361	9.01	57	70,571	3,241	3,120	50.95	49.05
8	5	2017	7	12	6,348	9.00	58	70,571	3,100	3,248	48.83	51.17
8	18	2017	6	17	6,346	8.99	59	70,571	3,098	3,248	48.82	51.18
6	23	2017	6	16	6,342	8.99	60	70,571	3,062	3,280	48.28	51.72
5	27	2017	7	11	6,341	8.99	61	70,571	3,313	3,028	52.25	47.75
8	6	2017	1	13	6,323	8.96	62	70,571	3,171	3,152	50.15	49.85
7	23	2017	1	16	6,322	8.96	63	70,571	2,925	3,397	46.27	53.73
9	4	2017	2	13	6,320	8.96	64	70,571	2,915	3,405	46.12	53.88
5	26	2017	6	18	6,317	8.95	65	70,571	3,182	3,135	50.37	49.63
7	16	2017	1	15	6,316	8.95	66	70,571	2,985	3,331	47.26	52.74
5	29	2017	2	16	6,311	8.94	67	70,571	3,028	3,283	47.98	52.02

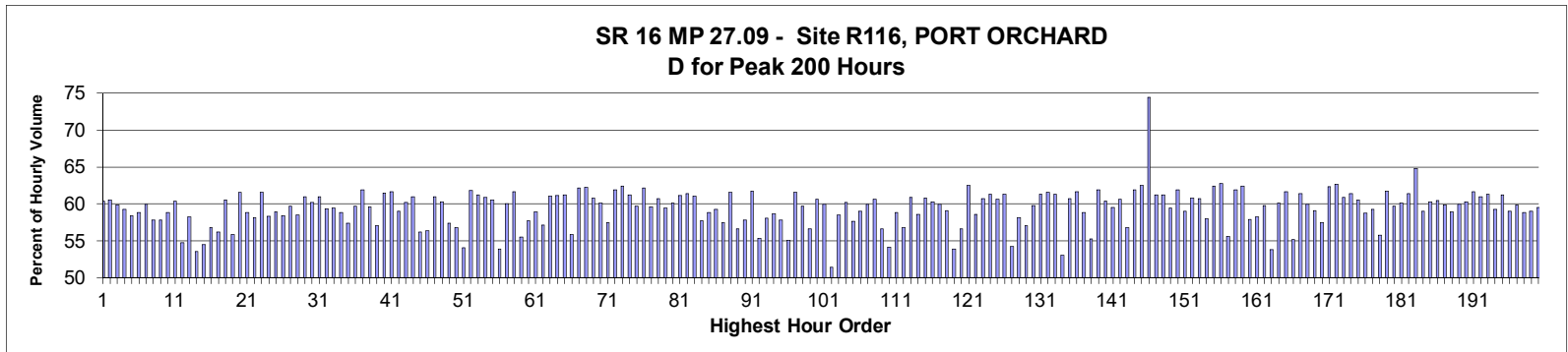
MO	DY	YR	DAY OF WK	HR	HR VOL	PERCENT OF AADT	HOUR NUMBER	AADT	NORTH VOLUME	SOUTH VOLUME	PERCENT NORTH IS OF TOTAL VOLUME	PERCENT SOUTH IS OF TOTAL VOLUME
8	25	2017	6	15	6,310	8.94	68	70,571	3,117	3,193	49.40	50.60
7	28	2017	6	17	6,302	8.93	69	70,571	3,094	3,208	49.10	50.90
8	20	2017	1	15	6,302	8.93	70	70,571	2,625	3,677	41.65	58.35
9	1	2017	6	16	6,294	8.92	71	70,571	3,182	3,112	50.56	49.44
8	11	2017	6	16	6,285	8.91	72	70,571	3,177	3,108	50.55	49.45
7	14	2017	6	16	6,273	8.89	73	70,571	3,045	3,228	48.54	51.46
7	28	2017	6	16	6,269	8.88	74	70,571	3,187	3,082	50.84	49.16
8	11	2017	6	14	6,268	8.88	75	70,571	3,222	3,046	51.40	48.60
7	22	2017	7	12	6,262	8.87	76	70,571	3,398	2,864	54.26	45.74
6	23	2017	6	17	6,256	8.86	77	70,571	3,087	3,169	49.34	50.66
8	12	2017	7	11	6,255	8.86	78	70,571	3,265	2,990	52.20	47.80
6	17	2017	7	12	6,241	8.84	79	70,571	3,047	3,194	48.82	51.18
7	5	2017	4	14	6,241	8.84	80	70,571	2,720	3,521	43.58	56.42
9	2	2017	7	13	6,241	8.84	81	70,571	3,380	2,861	54.16	45.84
8	13	2017	1	18	6,240	8.84	82	70,571	2,842	3,398	45.54	54.46
8	19	2017	7	12	6,238	8.84	83	70,571	2,935	3,303	47.05	52.95
5	26	2017	6	16	6,231	8.83	84	70,571	3,104	3,127	49.82	50.18
10	6	2017	6	18	6,231	8.83	85	70,571	2,960	3,271	47.50	52.50
10	6	2017	6	16	6,230	8.83	86	70,571	2,964	3,266	47.58	52.42
6	16	2017	6	17	6,228	8.83	87	70,571	3,395	2,833	54.51	45.49
7	14	2017	6	18	6,223	8.82	88	70,571	2,906	3,317	46.70	53.30
6	18	2017	1	18	6,220	8.81	89	70,571	3,128	3,092	50.29	49.71
8	20	2017	1	13	6,214	8.81	90	70,571	2,589	3,625	41.66	58.34
8	25	2017	6	14	6,214	8.81	91	70,571	3,149	3,065	50.68	49.32
8	20	2017	1	16	6,213	8.80	92	70,571	2,493	3,720	40.13	59.87
8	25	2017	6	13	6,213	8.80	93	70,571	3,118	3,095	50.19	49.81
6	24	2017	7	12	6,209	8.80	94	70,571	3,293	2,916	53.04	46.96
9	4	2017	2	16	6,200	8.79	95	70,571	2,752	3,448	44.39	55.61
7	14	2017	6	12	6,197	8.78	96	70,571	3,175	3,022	51.23	48.77
9	1	2017	6	17	6,194	8.78	97	70,571	3,197	2,997	51.61	48.39
7	21	2017	6	14	6,190	8.77	98	70,571	3,028	3,162	48.92	51.08
9	29	2017	6	17	6,184	8.76	99	70,571	3,019	3,165	48.82	51.18
6	23	2017	6	14	6,183	8.76	100	70,571	3,168	3,015	51.24	48.76
7	5	2017	4	12	6,183	8.76	101	70,571	2,914	3,269	47.13	52.87
7	27	2017	5	17	6,181	8.76	102	70,571	2,444	3,737	39.54	60.46
8	4	2017	6	14	6,173	8.75	103	70,571	3,109	3,064	50.36	49.64
6	18	2017	1	13	6,169	8.74	104	70,571	3,074	3,095	49.83	50.17
8	4	2017	6	17	6,168	8.74	105	70,571	3,105	3,063	50.34	49.66
8	11	2017	6	17	6,164	8.73	106	70,571	3,133	3,031	50.83	49.17
8	22	2017	3	12	6,163	8.73	107	70,571	3,749	2,414	60.83	39.17
7	27	2017	5	16	6,161	8.73	108	70,571	2,631	3,530	42.70	57.30
8	13	2017	1	12	6,160	8.73	109	70,571	3,091	3,069	50.18	49.82
7	16	2017	1	19	6,156	8.72	110	70,571	3,449	2,707	56.03	43.97
6	18	2017	1	17	6,151	8.72	111	70,571	3,072	3,079	49.94	50.06
8	4	2017	6	13	6,147	8.71	112	70,571	3,003	3,144	48.85	51.15
6	25	2017	1	14	6,146	8.71	113	70,571	3,000	3,146	48.81	51.19
8	18	2017	6	16	6,145	8.71	114	70,571	2,895	3,250	47.11	52.89
8	26	2017	7	13	6,143	8.70	115	70,571	3,100	3,043	50.46	49.54
8	18	2017	6	15	6,142	8.70	116	70,571	3,006	3,136	48.94	51.06
7	30	2017	1	13	6,140	8.70	117	70,571	2,687	3,453	43.76	56.24
8	5	2017	7	11	6,140	8.70	118	70,571	3,113	3,027	50.70	49.30

MO	DY	YR	DAY OF WK	HR	HR VOL	PERCENT OF AADT	HOUR NUMBER	AADT	NORTH VOLUME	SOUTH VOLUME	PERCENT NORTH IS OF TOTAL VOLUME	PERCENT SOUTH IS OF TOTAL VOLUME
7	28	2017	6	13	6,136	8.69	119	70,571	3,132	3,004	51.04	48.96
8	22	2017	3	18	6,134	8.69	120	70,571	3,680	2,454	59.99	40.01
8	12	2017	7	13	6,132	8.69	121	70,571	3,114	3,018	50.78	49.22
7	22	2017	7	11	6,124	8.68	122	70,571	3,234	2,890	52.81	47.19
10	27	2017	6	17	6,122	8.67	123	70,571	2,841	3,281	46.41	53.59
7	2	2017	1	13	6,121	8.67	124	70,571	3,159	2,962	51.61	48.39
6	30	2017	6	17	6,119	8.67	125	70,571	3,194	2,925	52.20	47.80
8	11	2017	6	13	6,112	8.66	126	70,571	3,156	2,956	51.64	48.36
8	4	2017	6	15	6,111	8.66	127	70,571	3,076	3,035	50.34	49.66
7	14	2017	6	14	6,109	8.66	128	70,571	3,437	2,672	56.26	43.74
8	18	2017	6	14	6,108	8.66	129	70,571	3,035	3,073	49.69	50.31
5	25	2017	5	17	6,107	8.65	130	70,571	2,710	3,397	44.38	55.62
7	5	2017	4	15	6,105	8.65	131	70,571	2,727	3,378	44.67	55.33
8	27	2017	1	12	6,105	8.65	132	70,571	3,086	3,019	50.55	49.45
8	4	2017	6	18	6,103	8.65	133	70,571	3,049	3,054	49.96	50.04
7	23	2017	1	18	6,099	8.64	134	70,571	3,048	3,051	49.98	50.02
7	21	2017	6	16	6,096	8.64	135	70,571	3,123	2,973	51.23	48.77
6	16	2017	6	14	6,094	8.64	136	70,571	3,058	3,036	50.18	49.82
7	28	2017	6	12	6,090	8.63	137	70,571	3,212	2,878	52.74	47.26
7	21	2017	6	13	6,085	8.62	138	70,571	3,134	2,951	51.50	48.50
9	4	2017	2	12	6,082	8.62	139	70,571	3,094	2,988	50.87	49.13
7	14	2017	6	15	6,080	8.62	140	70,571	3,236	2,844	53.22	46.78
7	9	2017	1	16	6,077	8.61	141	70,571	2,845	3,232	46.82	53.18
6	16	2017	6	15	6,073	8.61	142	70,571	3,117	2,956	51.33	48.67
7	16	2017	1	12	6,072	8.60	143	70,571	3,060	3,012	50.40	49.60
8	25	2017	6	18	6,072	8.60	144	70,571	2,928	3,144	48.22	51.78
7	7	2017	6	16	6,071	8.60	145	70,571	2,985	3,086	49.17	50.83
8	25	2017	6	12	6,070	8.60	146	70,571	3,192	2,878	52.59	47.41
4	21	2017	6	16	6,069	8.60	147	70,571	2,882	3,187	47.49	52.51
8	22	2017	3	15	6,069	8.60	148	70,571	3,684	2,385	60.70	39.30
5	29	2017	2	14	6,066	8.60	149	70,571	2,723	3,343	44.89	55.11
6	9	2017	6	16	6,063	8.59	150	70,571	3,048	3,015	50.27	49.73
7	30	2017	1	18	6,063	8.59	151	70,571	2,889	3,174	47.65	52.35
6	17	2017	7	11	6,062	8.59	152	70,571	3,080	2,982	50.81	49.19
6	24	2017	7	11	6,062	8.59	153	70,571	3,216	2,846	53.05	46.95
7	21	2017	6	12	6,058	8.58	154	70,571	3,118	2,940	51.47	48.53
6	16	2017	6	13	6,057	8.58	155	70,571	3,062	2,995	50.55	49.45
8	4	2017	6	16	6,056	8.58	156	70,571	3,047	3,009	50.31	49.69
7	28	2017	6	18	6,054	8.58	157	70,571	3,021	3,033	49.90	50.10
6	25	2017	1	13	6,046	8.57	158	70,571	2,964	3,082	49.02	50.98
8	18	2017	6	12	6,046	8.57	159	70,571	2,947	3,099	48.74	51.26
6	9	2017	6	17	6,043	8.56	160	70,571	2,941	3,102	48.67	51.33
7	9	2017	1	17	6,043	8.56	161	70,571	2,950	3,093	48.82	51.18
7	21	2017	6	17	6,041	8.56	162	70,571	3,045	2,996	50.41	49.59
7	28	2017	6	14	6,041	8.56	163	70,571	2,970	3,071	49.16	50.84
4	2	2017	1	16	6,037	8.55	164	70,571	2,820	3,217	46.71	53.29
9	1	2017	6	18	6,037	8.55	165	70,571	3,163	2,874	52.39	47.61
9	8	2017	6	17	6,036	8.55	166	70,571	3,081	2,955	51.04	48.96
4	21	2017	6	15	6,034	8.55	167	70,571	3,049	2,985	50.53	49.47
7	1	2017	7	15	6,031	8.55	168	70,571	3,062	2,969	50.77	49.23
10	15	2017	1	15	6,031	8.55	169	70,571	3,117	2,914	51.68	48.32

MO	DY	YR	DAY OF WK	HR	HR VOL	PERCENT OF AADT	HOUR NUMBER	AADT	NORTH VOLUME	SOUTH VOLUME	PERCENT NORTH IS OF TOTAL VOLUME	PERCENT SOUTH IS OF TOTAL VOLUME
4	2	2017	1	17	6,030	8.54	170	70,571	2,785	3,245	46.19	53.81
7	9	2017	1	14	6,030	8.54	171	70,571	2,895	3,135	48.01	51.99
8	11	2017	6	12	6,023	8.53	172	70,571	3,116	2,907	51.74	48.26
7	2	2017	1	14	6,022	8.53	173	70,571	3,153	2,869	52.36	47.64
6	30	2017	6	15	6,021	8.53	174	70,571	2,925	3,096	48.58	51.42
3	31	2017	6	15	6,019	8.53	175	70,571	2,809	3,210	46.67	53.33
5	19	2017	6	16	6,018	8.53	176	70,571	2,910	3,108	48.35	51.65
7	29	2017	7	13	6,018	8.53	177	70,571	2,999	3,019	49.83	50.17
8	18	2017	6	13	6,017	8.53	178	70,571	2,914	3,103	48.43	51.57
4	30	2017	1	16	6,014	8.52	179	70,571	2,828	3,186	47.02	52.98
6	18	2017	1	16	6,014	8.52	180	70,571	2,998	3,016	49.85	50.15
6	23	2017	6	13	6,012	8.52	181	70,571	3,089	2,923	51.38	48.62
8	4	2017	6	12	6,009	8.51	182	70,571	3,073	2,936	51.14	48.86
9	22	2017	6	15	6,009	8.51	183	70,571	3,009	3,000	50.07	49.93
3	31	2017	6	16	6,007	8.51	184	70,571	2,835	3,172	47.19	52.81
8	20	2017	1	12	5,999	8.50	185	70,571	2,411	3,588	40.19	59.81
9	8	2017	6	15	5,999	8.50	186	70,571	3,173	2,826	52.89	47.11
7	9	2017	1	15	5,998	8.50	187	70,571	2,918	3,080	48.65	51.35
5	27	2017	7	12	5,995	8.49	188	70,571	3,083	2,912	51.43	48.57
8	20	2017	1	17	5,995	8.49	189	70,571	2,352	3,643	39.23	60.77
5	26	2017	6	15	5,994	8.49	190	70,571	2,948	3,046	49.18	50.82
6	2	2017	6	17	5,993	8.49	191	70,571	3,065	2,928	51.14	48.86
3	25	2017	7	12	5,992	8.49	192	70,571	3,404	2,588	56.81	43.19
7	9	2017	1	18	5,991	8.49	193	70,571	3,029	2,962	50.56	49.44
8	21	2017	2	17	5,990	8.49	194	70,571	4,038	1,952	67.41	32.59
7	5	2017	4	13	5,989	8.49	195	70,571	2,613	3,376	43.63	56.37
6	30	2017	6	14	5,981	8.48	196	70,571	2,951	3,030	49.34	50.66
6	30	2017	6	18	5,980	8.47	197	70,571	2,967	3,013	49.62	50.38
9	30	2017	7	12	5,980	8.47	198	70,571	2,846	3,134	47.59	52.41
6	25	2017	1	18	5,978	8.47	199	70,571	3,012	2,966	50.38	49.62
9	16	2017	7	12	5,972	8.46	200	70,571	3,012	2,960	50.44	49.56



**AADT= 58,348      K 30 FACTOR= 8.88      K 100 FACTOR= 8.58      K 200 FACTOR= 8.31      D 30 FACTOR= 60.18**



MO	DY	YR	DAY OF WK	HR	HR VOL	PERCENT OF AADT	HOUR NUMBER	AADT	EAST VOLUME	WEST VOLUME	PERCENT EAST IS OF TOTAL VOLUME	PERCENT WEST IS OF TOTAL VOLUME
5	8	2017	2	17	6,204	10.63	1	58,348	3,748	2,456	60.41	39.59
5	9	2017	3	18	6,125	10.50	2	58,348	3,710	2,415	60.57	39.43
5	10	2017	4	17	6,125	10.50	3	58,348	3,669	2,456	59.90	40.10
5	10	2017	4	18	6,004	10.29	4	58,348	3,558	2,446	59.26	40.74
5	9	2017	3	17	5,823	9.98	5	58,348	3,403	2,420	58.44	41.56
5	11	2017	5	17	5,784	9.91	6	58,348	3,402	2,382	58.82	41.18
5	10	2017	4	16	5,770	9.89	7	58,348	3,457	2,313	59.91	40.09
5	8	2017	2	18	5,693	9.76	8	58,348	3,292	2,401	57.83	42.17
5	12	2017	6	16	5,693	9.76	9	58,348	3,290	2,403	57.79	42.21
5	9	2017	3	16	5,689	9.75	10	58,348	3,349	2,340	58.87	41.13
5	8	2017	2	16	5,604	9.60	11	58,348	3,384	2,220	60.39	39.61
6	16	2017	6	17	5,521	9.46	12	58,348	3,022	2,499	54.74	45.26
5	11	2017	5	18	5,342	9.16	13	58,348	3,110	2,232	58.22	41.78
5	12	2017	6	15	5,342	9.16	14	58,348	2,859	2,483	53.52	46.48
5	12	2017	6	17	5,310	9.10	15	58,348	2,893	2,417	54.48	45.52
6	9	2017	6	17	5,309	9.10	16	58,348	3,015	2,294	56.79	43.21

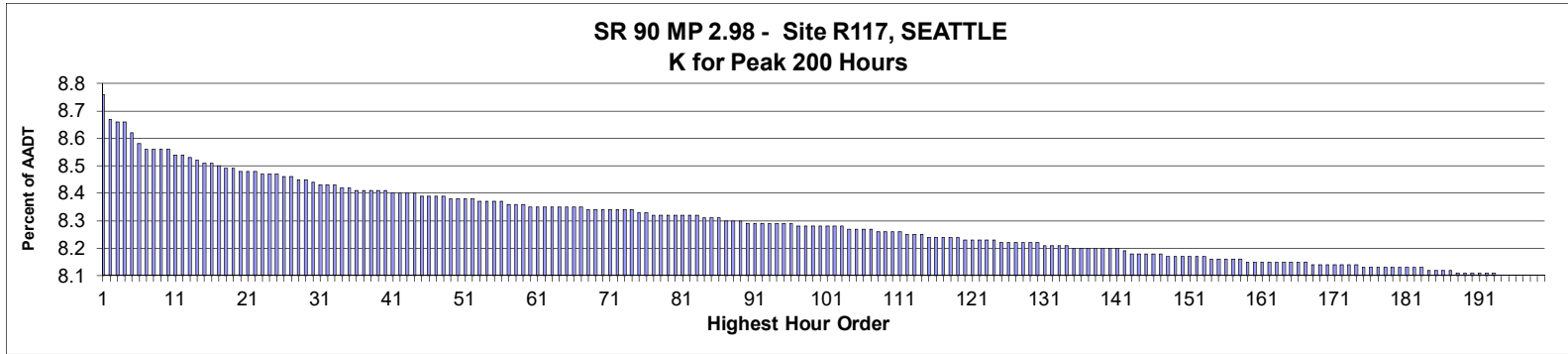
MO	DY	YR	DAY OF WK	HR	HR VOL	PERCENT OF AADT	HOUR NUMBER	AADT	EAST VOLUME	WEST VOLUME	PERCENT EAST IS OF TOTAL VOLUME	PERCENT WEST IS OF TOTAL VOLUME
6	16	2017	6	16	5,295	9.07	17	58,348	2,974	2,321	56.17	43.83
6	12	2017	2	17	5,236	8.97	18	58,348	3,172	2,064	60.58	39.42
5	19	2017	6	17	5,231	8.97	19	58,348	2,922	2,309	55.86	44.14
5	9	2017	3	8	5,226	8.96	20	58,348	2,008	3,218	38.42	61.58
4	28	2017	6	17	5,224	8.95	21	58,348	3,073	2,151	58.82	41.18
4	21	2017	6	17	5,207	8.92	22	58,348	3,027	2,180	58.13	41.87
5	17	2017	4	17	5,207	8.92	23	58,348	3,207	2,000	61.59	38.41
6	7	2017	4	17	5,200	8.91	24	58,348	3,032	2,168	58.31	41.69
6	14	2017	4	17	5,198	8.91	25	58,348	3,062	2,136	58.91	41.09
5	19	2017	6	16	5,193	8.90	26	58,348	3,032	2,161	58.39	41.61
6	6	2017	3	17	5,187	8.89	27	58,348	3,094	2,093	59.65	40.35
6	2	2017	6	17	5,185	8.89	28	58,348	3,034	2,151	58.51	41.49
6	20	2017	3	17	5,185	8.89	29	58,348	3,159	2,026	60.93	39.07
6	21	2017	4	17	5,183	8.88	30	58,348	3,119	2,064	60.18	39.82
5	18	2017	5	17	5,173	8.87	31	58,348	3,153	2,020	60.95	39.05
5	4	2017	5	17	5,165	8.85	32	58,348	3,067	2,098	59.38	40.62
5	25	2017	5	17	5,157	8.84	33	58,348	3,063	2,094	59.39	40.61
7	20	2017	5	17	5,154	8.83	34	58,348	3,031	2,123	58.81	41.19
6	9	2017	6	16	5,153	8.83	35	58,348	2,959	2,194	57.42	42.58
6	22	2017	5	17	5,153	8.83	36	58,348	3,075	2,078	59.67	40.33
2	14	2017	3	17	5,146	8.82	37	58,348	3,186	1,960	61.91	38.09
5	3	2017	4	17	5,131	8.79	38	58,348	3,059	2,072	59.62	40.38
5	10	2017	4	15	5,131	8.79	39	58,348	2,928	2,203	57.06	42.94
5	16	2017	3	17	5,127	8.79	40	58,348	3,152	1,975	61.48	38.52
7	13	2017	5	17	5,125	8.78	41	58,348	3,161	1,964	61.68	38.32
1	20	2017	6	17	5,120	8.77	42	58,348	3,023	2,097	59.04	40.96
7	25	2017	3	17	5,119	8.77	43	58,348	3,082	2,037	60.21	39.79
5	30	2017	3	17	5,117	8.77	44	58,348	3,118	1,999	60.93	39.07
7	14	2017	6	17	5,117	8.77	45	58,348	2,875	2,242	56.19	43.81
7	21	2017	6	16	5,113	8.76	46	58,348	2,883	2,230	56.39	43.61
4	20	2017	5	17	5,110	8.76	47	58,348	3,115	1,995	60.96	39.04
6	13	2017	3	17	5,105	8.75	48	58,348	3,079	2,026	60.31	39.69
7	7	2017	6	17	5,105	8.75	49	58,348	2,931	2,174	57.41	42.59
5	5	2017	6	17	5,102	8.74	50	58,348	2,898	2,204	56.80	43.20
5	9	2017	3	15	5,101	8.74	51	58,348	2,758	2,343	54.07	45.93
4	11	2017	3	17	5,097	8.74	52	58,348	3,151	1,946	61.82	38.18
5	31	2017	4	18	5,095	8.73	53	58,348	3,121	1,974	61.26	38.74
7	12	2017	4	17	5,094	8.73	54	58,348	3,103	1,991	60.91	39.09
6	5	2017	2	17	5,091	8.73	55	58,348	3,084	2,007	60.58	39.42
5	12	2017	6	14	5,090	8.72	56	58,348	2,743	2,347	53.89	46.11
6	19	2017	2	17	5,089	8.72	57	58,348	3,053	2,036	59.99	40.01
3	30	2017	5	17	5,085	8.71	58	58,348	3,133	1,952	61.61	38.39
6	30	2017	6	16	5,084	8.71	59	58,348	2,821	2,263	55.49	44.51
3	10	2017	6	17	5,081	8.71	60	58,348	2,933	2,148	57.72	42.28
5	5	2017	6	16	5,080	8.71	61	58,348	2,992	2,088	58.90	41.10
7	21	2017	6	17	5,080	8.71	62	58,348	2,904	2,176	57.17	42.83
6	27	2017	3	17	5,078	8.70	63	58,348	3,102	1,976	61.09	38.91
3	23	2017	5	17	5,077	8.70	64	58,348	3,104	1,973	61.14	38.86
5	24	2017	4	17	5,077	8.70	65	58,348	3,109	1,968	61.24	38.76
5	26	2017	6	16	5,076	8.70	66	58,348	2,837	2,239	55.89	44.11
4	26	2017	4	17	5,071	8.69	67	58,348	3,150	1,921	62.12	37.88

MO	DY	YR	DAY OF WK	HR	HR VOL	PERCENT OF AADT	HOUR NUMBER	AADT	EAST VOLUME	WEST VOLUME	PERCENT EAST IS OF TOTAL VOLUME	PERCENT WEST IS OF TOTAL VOLUME
7	10	2017	2	17	5,071	8.69	68	58,348	3,158	1,913	62.28	37.72
5	23	2017	3	17	5,067	8.68	69	58,348	3,082	1,985	60.82	39.18
4	14	2017	6	16	5,065	8.68	70	58,348	3,045	2,020	60.12	39.88
1	27	2017	6	17	5,064	8.68	71	58,348	2,910	2,154	57.46	42.54
4	13	2017	5	17	5,064	8.68	72	58,348	3,136	1,928	61.93	38.07
4	18	2017	3	17	5,064	8.68	73	58,348	3,159	1,905	62.38	37.62
4	27	2017	5	17	5,059	8.67	74	58,348	3,097	1,962	61.22	38.78
7	27	2017	5	17	5,053	8.66	75	58,348	3,015	2,038	59.67	40.33
1	26	2017	5	17	5,051	8.66	76	58,348	3,140	1,911	62.17	37.83
6	29	2017	5	17	5,049	8.65	77	58,348	3,010	2,039	59.62	40.38
7	18	2017	3	17	5,049	8.65	78	58,348	3,063	1,986	60.67	39.33
7	11	2017	3	17	5,043	8.64	79	58,348	2,997	2,046	59.43	40.57
6	1	2017	5	17	5,042	8.64	80	58,348	3,031	2,011	60.12	39.88
6	28	2017	4	17	5,032	8.62	81	58,348	3,078	1,954	61.17	38.83
5	10	2017	4	8	5,030	8.62	82	58,348	1,941	3,089	38.59	61.41
9	28	2017	5	17	5,027	8.62	83	58,348	3,069	1,958	61.05	38.95
4	28	2017	6	16	5,026	8.61	84	58,348	2,900	2,126	57.70	42.30
8	17	2017	5	17	5,025	8.61	85	58,348	2,957	2,068	58.85	41.15
2	22	2017	4	17	5,023	8.61	86	58,348	2,976	2,047	59.25	40.75
6	23	2017	6	17	5,022	8.61	87	58,348	2,885	2,137	57.45	42.55
2	28	2017	3	17	5,021	8.61	88	58,348	3,090	1,931	61.54	38.46
6	30	2017	6	17	5,020	8.60	89	58,348	2,842	2,178	56.61	43.39
7	20	2017	5	16	5,019	8.60	90	58,348	2,902	2,117	57.82	42.18
10	11	2017	4	17	5,017	8.60	91	58,348	3,096	1,921	61.71	38.29
7	28	2017	6	17	5,016	8.60	92	58,348	2,776	2,240	55.34	44.66
8	24	2017	5	17	5,013	8.59	93	58,348	2,912	2,101	58.09	41.91
12	8	2017	6	17	5,013	8.59	94	58,348	2,939	2,074	58.63	41.37
3	31	2017	6	16	5,012	8.59	95	58,348	2,898	2,114	57.82	42.18
8	25	2017	6	17	5,012	8.59	96	58,348	2,762	2,250	55.11	44.89
2	16	2017	5	17	5,011	8.59	97	58,348	3,084	1,927	61.54	38.46
6	23	2017	6	16	5,011	8.59	98	58,348	2,992	2,019	59.71	40.29
7	14	2017	6	16	5,009	8.58	99	58,348	2,838	2,171	56.66	43.34
7	6	2017	5	18	5,008	8.58	100	58,348	3,036	1,972	60.62	39.38
7	19	2017	4	17	5,008	8.58	101	58,348	3,001	2,007	59.92	40.08
6	16	2017	6	18	5,006	8.58	102	58,348	2,573	2,433	51.40	48.60
1	13	2017	6	17	5,004	8.58	103	58,348	2,928	2,076	58.51	41.49
10	5	2017	5	17	5,003	8.57	104	58,348	3,014	1,989	60.24	39.76
6	2	2017	6	16	4,999	8.57	105	58,348	2,881	2,118	57.63	42.37
6	14	2017	4	18	4,999	8.57	106	58,348	2,949	2,050	58.99	41.01
6	22	2017	5	18	4,996	8.56	107	58,348	2,995	2,001	59.95	40.05
6	1	2017	5	18	4,994	8.56	108	58,348	3,027	1,967	60.61	39.39
10	6	2017	6	17	4,992	8.56	109	58,348	2,825	2,167	56.59	43.41
8	25	2017	6	16	4,985	8.54	110	58,348	2,698	2,287	54.12	45.88
3	31	2017	6	17	4,982	8.54	111	58,348	2,932	2,050	58.85	41.15
8	18	2017	6	17	4,981	8.54	112	58,348	2,828	2,153	56.78	43.22
5	2	2017	3	17	4,972	8.52	113	58,348	3,029	1,943	60.92	39.08
8	10	2017	5	17	4,972	8.52	114	58,348	2,911	2,061	58.55	41.45
6	14	2017	4	16	4,971	8.52	115	58,348	3,023	1,948	60.81	39.19
4	4	2017	3	17	4,965	8.51	116	58,348	2,995	1,970	60.32	39.68
6	8	2017	5	18	4,964	8.51	117	58,348	2,977	1,987	59.97	40.03
6	29	2017	5	18	4,964	8.51	118	58,348	2,933	2,031	59.09	40.91

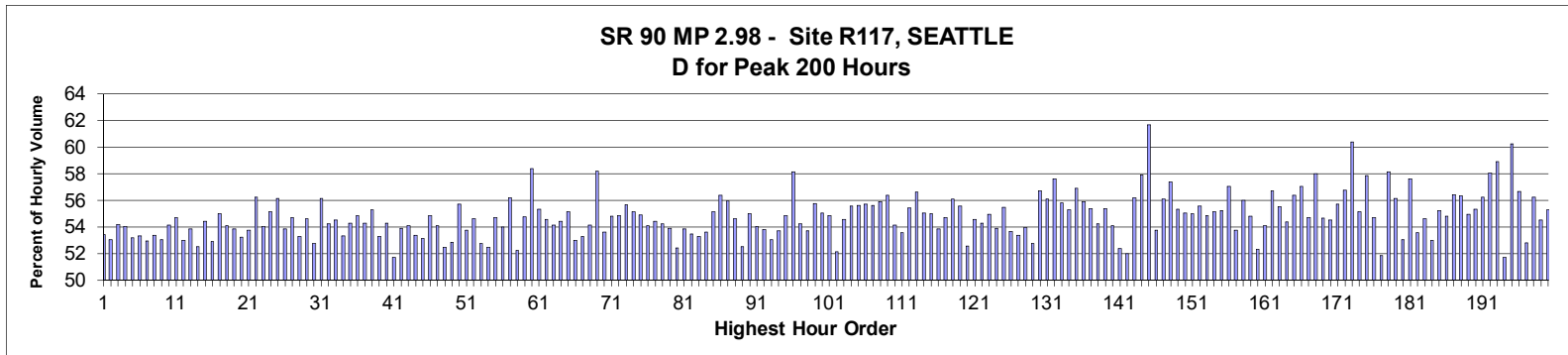


MO	DY	YR	DAY OF WK	HR	HR VOL	PERCENT OF AADT	HOUR NUMBER	AADT	EAST VOLUME	WEST VOLUME	PERCENT EAST IS OF TOTAL VOLUME	PERCENT WEST IS OF TOTAL VOLUME
7	28	2017	6	16	4,963	8.51	119	58,348	2,674	2,289	53.88	46.12
8	11	2017	6	16	4,959	8.50	120	58,348	2,808	2,151	56.62	43.38
4	25	2017	3	17	4,954	8.49	121	58,348	3,095	1,859	62.47	37.53
8	23	2017	4	17	4,952	8.49	122	58,348	2,903	2,049	58.62	41.38
5	25	2017	5	16	4,951	8.49	123	58,348	3,007	1,944	60.74	39.26
7	5	2017	4	17	4,951	8.49	124	58,348	3,037	1,914	61.34	38.66
3	16	2017	5	17	4,950	8.48	125	58,348	2,999	1,951	60.59	39.41
4	6	2017	5	17	4,950	8.48	126	58,348	3,037	1,913	61.35	38.65
5	12	2017	6	18	4,949	8.48	127	58,348	2,685	2,264	54.25	45.75
10	13	2017	6	17	4,948	8.48	128	58,348	2,879	2,069	58.19	41.81
3	24	2017	6	17	4,947	8.48	129	58,348	2,821	2,126	57.02	42.98
7	26	2017	4	17	4,946	8.48	130	58,348	2,956	1,990	59.77	40.23
6	6	2017	3	18	4,945	8.48	131	58,348	3,030	1,915	61.27	38.73
4	12	2017	4	17	4,942	8.47	132	58,348	3,042	1,900	61.55	38.45
7	24	2017	2	17	4,942	8.47	133	58,348	3,030	1,912	61.31	38.69
5	26	2017	6	17	4,941	8.47	134	58,348	2,622	2,319	53.07	46.93
3	1	2017	4	17	4,940	8.47	135	58,348	2,999	1,941	60.71	39.29
3	29	2017	4	17	4,937	8.46	136	58,348	3,043	1,894	61.64	38.36
4	14	2017	6	17	4,937	8.46	137	58,348	2,904	2,033	58.82	41.18
5	8	2017	2	15	4,937	8.46	138	58,348	2,726	2,211	55.22	44.78
10	3	2017	3	17	4,936	8.46	139	58,348	3,057	1,879	61.93	38.07
7	17	2017	2	17	4,932	8.45	140	58,348	2,977	1,955	60.36	39.64
6	29	2017	5	16	4,931	8.45	141	58,348	2,935	1,996	59.52	40.48
6	20	2017	3	16	4,926	8.44	142	58,348	2,987	1,939	60.64	39.36
2	17	2017	6	17	4,922	8.44	143	58,348	2,797	2,125	56.83	43.17
3	15	2017	4	17	4,922	8.44	144	58,348	3,047	1,875	61.91	38.09
3	22	2017	4	17	4,920	8.43	145	58,348	3,076	1,844	62.52	37.48
5	10	2017	4	7	4,920	8.43	146	58,348	1,257	3,663	25.55	74.45
4	19	2017	4	17	4,917	8.43	147	58,348	3,012	1,905	61.26	38.74
2	23	2017	5	17	4,912	8.42	148	58,348	3,007	1,905	61.22	38.78
2	17	2017	6	16	4,911	8.42	149	58,348	2,918	1,993	59.42	40.58
5	11	2017	5	8	4,908	8.41	150	58,348	1,868	3,040	38.06	61.94
9	29	2017	6	18	4,908	8.41	151	58,348	2,895	2,013	58.99	41.01
11	7	2017	3	17	4,905	8.41	152	58,348	2,982	1,923	60.80	39.20
5	23	2017	3	18	4,904	8.40	153	58,348	2,977	1,927	60.71	39.29
6	28	2017	4	18	4,902	8.40	154	58,348	2,842	2,060	57.98	42.02
1	24	2017	3	17	4,901	8.40	155	58,348	3,057	1,844	62.38	37.62
5	1	2017	2	17	4,901	8.40	156	58,348	3,074	1,827	62.72	37.28
8	18	2017	6	16	4,898	8.39	157	58,348	2,725	2,173	55.63	44.37
9	26	2017	3	17	4,897	8.39	158	58,348	3,033	1,864	61.94	38.06
10	17	2017	3	17	4,897	8.39	159	58,348	3,057	1,840	62.43	37.57
7	20	2017	5	18	4,895	8.39	160	58,348	2,833	2,062	57.88	42.12
7	27	2017	5	16	4,892	8.38	161	58,348	2,850	2,042	58.26	41.74
7	6	2017	5	17	4,889	8.38	162	58,348	2,922	1,967	59.77	40.23
5	11	2017	5	16	4,887	8.38	163	58,348	2,631	2,256	53.84	46.16
5	18	2017	5	16	4,887	8.38	164	58,348	2,937	1,950	60.10	39.90
4	5	2017	4	17	4,886	8.37	165	58,348	3,011	1,875	61.63	38.37
8	11	2017	6	17	4,886	8.37	166	58,348	2,695	2,191	55.16	44.84
9	20	2017	4	17	4,886	8.37	167	58,348	2,999	1,887	61.38	38.62
8	8	2017	3	17	4,885	8.37	168	58,348	2,930	1,955	59.98	40.02
8	15	2017	3	18	4,885	8.37	169	58,348	2,888	1,997	59.12	40.88

MO	DY	YR	DAY OF WK	HR	HR VOL	PERCENT OF AADT	HOUR NUMBER	AADT	EAST VOLUME	WEST VOLUME	PERCENT EAST IS OF TOTAL VOLUME	PERCENT WEST IS OF TOTAL VOLUME
7	7	2017	6	16	4,882	8.37	170	58,348	2,805	2,077	57.46	42.54
2	27	2017	2	17	4,880	8.36	171	58,348	3,042	1,838	62.34	37.66
3	21	2017	3	17	4,877	8.36	172	58,348	3,057	1,820	62.68	37.32
7	19	2017	4	18	4,876	8.36	173	58,348	2,969	1,907	60.89	39.11
10	4	2017	4	17	4,876	8.36	174	58,348	2,995	1,881	61.42	38.58
2	2	2017	5	17	4,875	8.36	175	58,348	2,953	1,922	60.57	39.43
7	13	2017	5	16	4,875	8.36	176	58,348	2,862	2,013	58.71	41.29
7	19	2017	4	16	4,874	8.35	177	58,348	2,887	1,987	59.23	40.77
8	4	2017	6	16	4,872	8.35	178	58,348	2,715	2,157	55.73	44.27
11	30	2017	5	17	4,871	8.35	179	58,348	3,007	1,864	61.73	38.27
8	15	2017	3	17	4,870	8.35	180	58,348	2,908	1,962	59.71	40.29
6	13	2017	3	16	4,869	8.34	181	58,348	2,926	1,943	60.09	39.91
10	10	2017	3	17	4,868	8.34	182	58,348	2,988	1,880	61.38	38.62
5	11	2017	5	19	4,862	8.33	183	58,348	3,150	1,712	64.79	35.21
4	21	2017	6	16	4,861	8.33	184	58,348	2,869	1,992	59.02	40.98
3	2	2017	5	17	4,860	8.33	185	58,348	2,931	1,929	60.31	39.69
5	22	2017	2	16	4,860	8.33	186	58,348	2,939	1,921	60.47	39.53
8	14	2017	2	17	4,860	8.33	187	58,348	2,911	1,949	59.90	40.10
8	16	2017	4	17	4,860	8.33	188	58,348	2,863	1,997	58.91	41.09
8	24	2017	5	18	4,859	8.33	189	58,348	2,912	1,947	59.93	40.07
11	29	2017	4	17	4,859	8.33	190	58,348	2,931	1,928	60.32	39.68
10	24	2017	3	17	4,858	8.33	191	58,348	2,997	1,861	61.69	38.31
5	22	2017	2	17	4,857	8.32	192	58,348	2,961	1,896	60.96	39.04
3	27	2017	2	17	4,855	8.32	193	58,348	2,977	1,878	61.32	38.68
5	3	2017	4	18	4,855	8.32	194	58,348	2,876	1,979	59.24	40.76
6	7	2017	4	16	4,853	8.32	195	58,348	2,973	1,880	61.26	38.74
2	24	2017	6	17	4,850	8.31	196	58,348	2,860	1,990	58.97	41.03
6	22	2017	5	16	4,848	8.31	197	58,348	2,902	1,946	59.86	40.14
3	17	2017	6	17	4,847	8.31	198	58,348	2,851	1,996	58.82	41.18
5	25	2017	5	18	4,847	8.31	199	58,348	2,859	1,988	58.98	41.02
6	28	2017	4	16	4,847	8.31	200	58,348	2,887	1,960	59.56	40.44



**AADT=** 121,373     
**K 30 FACTOR=** 8.45     
**K 100 FACTOR=** 8.29     
**K 200 FACTOR=** 8.11     
**D 30 FACTOR=** 52.75



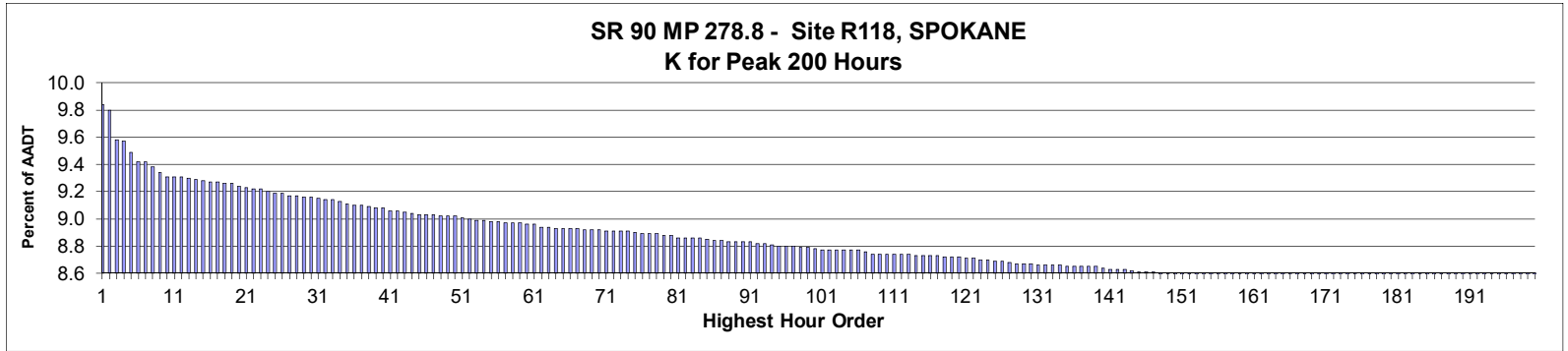
MO	DY	YR	DAY OF WK	HR	HR VOL	PERCENT OF AADT	HOUR NUMBER	AADT	EAST VOLUME	WEST VOLUME	PERCENT EAST IS OF TOTAL VOLUME	PERCENT WEST IS OF TOTAL VOLUME
11	7	2017	3	8	10,640	8.77	1	121,373	4,957	5,683	46.59	53.41
11	6	2017	2	8	10,539	8.68	2	121,373	4,951	5,588	46.98	53.02
5	31	2017	4	8	10,525	8.67	3	121,373	4,822	5,703	45.81	54.19
8	29	2017	3	8	10,523	8.67	4	121,373	4,836	5,687	45.96	54.04
12	12	2017	3	8	10,479	8.63	5	121,373	4,908	5,571	46.84	53.16
10	11	2017	4	8	10,423	8.59	6	121,373	4,865	5,558	46.68	53.32
10	12	2017	5	8	10,402	8.57	7	121,373	4,894	5,508	47.05	52.95
10	23	2017	2	8	10,402	8.57	8	121,373	4,848	5,554	46.61	53.39
10	31	2017	3	8	10,399	8.57	9	121,373	4,881	5,518	46.94	53.06
9	13	2017	4	8	10,398	8.57	10	121,373	4,767	5,631	45.85	54.15
5	15	2017	2	8	10,379	8.55	11	121,373	4,699	5,680	45.27	54.73
11	8	2017	4	8	10,378	8.55	12	121,373	4,878	5,500	47.00	53.00
7	11	2017	3	8	10,365	8.54	13	121,373	4,784	5,581	46.16	53.84
12	6	2017	4	8	10,358	8.53	14	121,373	4,921	5,437	47.51	52.49
7	13	2017	5	8	10,344	8.52	15	121,373	4,715	5,629	45.58	54.42
11	13	2017	2	8	10,341	8.52	16	121,373	4,872	5,469	47.11	52.89

MO	DY	YR	DAY OF WK	HR	HR VOL	PERCENT OF AADT	HOUR NUMBER	AADT	EAST VOLUME	WEST VOLUME	PERCENT IS OF TOTAL VOLUME	PERCENT WEST IS OF TOTAL VOLUME
5	17	2017	4	8	10,331	8.51	17	121,373	4,648	5,683	44.99	55.01
7	18	2017	3	8	10,315	8.50	18	121,373	4,738	5,577	45.93	54.07
5	25	2017	5	8	10,314	8.50	19	121,373	4,759	5,555	46.14	53.86
9	20	2017	4	8	10,310	8.49	20	121,373	4,820	5,490	46.75	53.25
8	30	2017	4	8	10,305	8.49	21	121,373	4,764	5,541	46.23	53.77
2	23	2017	5	8	10,301	8.49	22	121,373	4,510	5,791	43.78	56.22
5	10	2017	4	8	10,292	8.48	23	121,373	4,730	5,562	45.96	54.04
8	16	2017	4	8	10,292	8.48	24	121,373	4,618	5,674	44.87	55.13
5	1	2017	2	8	10,289	8.48	25	121,373	4,511	5,778	43.84	56.16
11	14	2017	3	8	10,285	8.47	26	121,373	4,745	5,540	46.14	53.86
8	8	2017	3	8	10,279	8.47	27	121,373	4,653	5,626	45.27	54.73
11	27	2017	2	8	10,267	8.46	28	121,373	4,798	5,469	46.73	53.27
7	25	2017	3	8	10,266	8.46	29	121,373	4,659	5,607	45.38	54.62
6	27	2017	3	8	10,250	8.45	30	121,373	4,843	5,407	47.25	52.75
4	26	2017	4	8	10,249	8.44	31	121,373	4,494	5,755	43.85	56.15
5	30	2017	3	8	10,247	8.44	32	121,373	4,689	5,558	45.76	54.24
10	5	2017	5	8	10,242	8.44	33	121,373	4,658	5,584	45.48	54.52
9	28	2017	5	8	10,234	8.43	34	121,373	4,777	5,457	46.68	53.32
5	18	2017	5	8	10,230	8.43	35	121,373	4,676	5,554	45.71	54.29
6	2	2017	6	8	10,222	8.42	36	121,373	4,615	5,607	45.15	54.85
3	1	2017	4	8	10,220	8.42	37	121,373	4,674	5,546	45.73	54.27
8	24	2017	5	8	10,220	8.42	38	121,373	4,569	5,651	44.71	55.29
9	14	2017	5	8	10,217	8.42	39	121,373	4,774	5,443	46.73	53.27
7	26	2017	4	8	10,215	8.42	40	121,373	4,668	5,547	45.70	54.30
11	29	2017	4	8	10,213	8.41	41	121,373	4,932	5,281	48.29	51.71
10	4	2017	4	8	10,212	8.41	42	121,373	4,710	5,502	46.12	53.88
10	13	2017	6	8	10,204	8.41	43	121,373	4,685	5,519	45.91	54.09
9	7	2017	5	8	10,202	8.41	44	121,373	4,755	5,447	46.61	53.39
11	16	2017	5	8	10,201	8.40	45	121,373	4,783	5,418	46.89	53.11
5	11	2017	5	8	10,199	8.40	46	121,373	4,603	5,596	45.13	54.87
8	7	2017	2	8	10,191	8.40	47	121,373	4,681	5,510	45.93	54.07
11	1	2017	4	8	10,191	8.40	48	121,373	4,845	5,346	47.54	52.46
9	12	2017	3	8	10,186	8.39	49	121,373	4,805	5,381	47.17	52.83
4	27	2017	5	8	10,185	8.39	50	121,373	4,509	5,676	44.27	55.73
6	21	2017	4	8	10,182	8.39	51	121,373	4,707	5,475	46.23	53.77
5	24	2017	4	8	10,180	8.39	52	121,373	4,623	5,557	45.41	54.59
10	24	2017	3	8	10,176	8.38	53	121,373	4,807	5,369	47.24	52.76
10	30	2017	2	8	10,173	8.38	54	121,373	4,835	5,338	47.53	52.47
3	8	2017	4	8	10,172	8.38	55	121,373	4,605	5,567	45.27	54.73
6	6	2017	3	8	10,172	8.38	56	121,373	4,680	5,492	46.01	53.99
9	8	2017	6	17	10,160	8.37	57	121,373	5,707	4,453	56.17	43.83
12	14	2017	5	8	10,157	8.37	58	121,373	4,850	5,307	47.75	52.25
8	15	2017	3	8	10,154	8.37	59	121,373	4,595	5,559	45.25	54.75
10	16	2017	2	18	10,149	8.36	60	121,373	5,927	4,222	58.40	41.60
4	28	2017	6	8	10,148	8.36	61	121,373	4,532	5,616	44.66	55.34
7	24	2017	2	8	10,148	8.36	62	121,373	4,611	5,537	45.44	54.56
7	20	2017	5	8	10,147	8.36	63	121,373	4,652	5,495	45.85	54.15
9	21	2017	5	8	10,146	8.36	64	121,373	4,623	5,523	45.56	54.44
8	22	2017	3	8	10,145	8.36	65	121,373	4,553	5,592	44.88	55.12
9	26	2017	3	8	10,143	8.36	66	121,373	4,766	5,377	46.99	53.01
10	16	2017	2	8	10,141	8.36	67	121,373	4,737	5,404	46.71	53.29

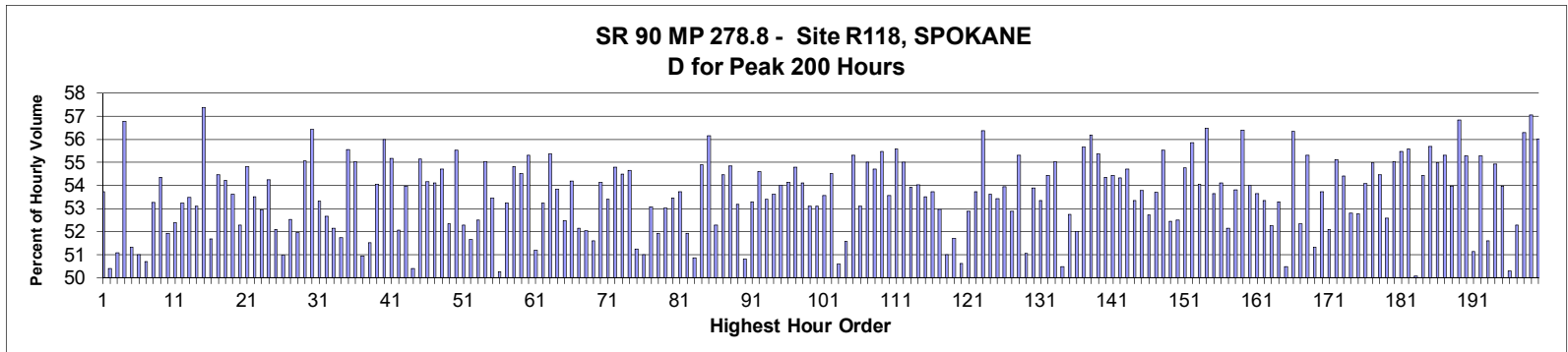
MO	DY	YR	DAY OF WK	HR	HR VOL	PERCENT OF AADT	HOUR NUMBER	AADT	EAST VOLUME	WEST VOLUME	PERCENT	PERCENT
											IS OF TOTAL VOLUME	WEST IS OF TOTAL VOLUME
8	17	2017	5	8	10,140	8.35	68	121,373	4,652	5,488	45.88	54.12
10	6	2017	6	17	10,140	8.35	69	121,373	5,899	4,241	58.18	41.82
10	10	2017	3	8	10,135	8.35	70	121,373	4,703	5,432	46.40	53.60
8	23	2017	4	8	10,134	8.35	71	121,373	4,582	5,552	45.21	54.79
8	3	2017	5	8	10,133	8.35	72	121,373	4,577	5,556	45.17	54.83
3	30	2017	5	8	10,132	8.35	73	121,373	4,493	5,639	44.34	55.66
5	22	2017	2	8	10,130	8.35	74	121,373	4,546	5,584	44.88	55.12
6	28	2017	4	8	10,120	8.34	75	121,373	4,564	5,556	45.10	54.90
1	31	2017	3	8	10,118	8.34	76	121,373	4,646	5,472	45.92	54.08
7	10	2017	2	8	10,114	8.33	77	121,373	4,610	5,504	45.58	54.42
8	9	2017	4	8	10,114	8.33	78	121,373	4,627	5,487	45.75	54.25
7	12	2017	4	8	10,112	8.33	79	121,373	4,660	5,452	46.08	53.92
12	7	2017	5	8	10,112	8.33	80	121,373	4,809	5,303	47.56	52.44
8	1	2017	3	8	10,111	8.33	81	121,373	4,665	5,446	46.14	53.86
6	12	2017	2	8	10,110	8.33	82	121,373	4,703	5,407	46.52	53.48
10	18	2017	4	8	10,106	8.33	83	121,373	4,724	5,382	46.74	53.26
6	15	2017	5	8	10,102	8.32	84	121,373	4,686	5,416	46.39	53.61
1	23	2017	2	8	10,098	8.32	85	121,373	4,528	5,570	44.84	55.16
9	6	2017	4	18	10,097	8.32	86	121,373	5,695	4,402	56.40	43.60
3	23	2017	5	8	10,092	8.31	87	121,373	4,448	5,644	44.07	55.93
9	27	2017	4	18	10,090	8.31	88	121,373	5,509	4,581	54.60	45.40
10	3	2017	3	8	10,085	8.31	89	121,373	4,789	5,296	47.49	52.51
9	8	2017	6	8	10,075	8.30	90	121,373	4,533	5,542	44.99	55.01
8	31	2017	5	8	10,073	8.30	91	121,373	4,632	5,441	45.98	54.02
11	17	2017	6	8	10,073	8.30	92	121,373	4,653	5,420	46.19	53.81
12	13	2017	4	8	10,072	8.30	93	121,373	4,730	5,342	46.96	53.04
6	14	2017	4	8	10,070	8.30	94	121,373	4,661	5,409	46.29	53.71
5	19	2017	6	8	10,069	8.30	95	121,373	4,546	5,523	45.15	54.85
9	12	2017	3	18	10,068	8.30	96	121,373	5,855	4,213	58.15	41.85
7	17	2017	2	8	10,067	8.29	97	121,373	4,607	5,460	45.76	54.24
8	2	2017	4	8	10,067	8.29	98	121,373	4,659	5,408	46.28	53.72
2	13	2017	2	8	10,063	8.29	99	121,373	4,451	5,612	44.23	55.77
3	6	2017	2	8	10,060	8.29	100	121,373	4,524	5,536	44.97	55.03
4	3	2017	2	8	10,058	8.29	101	121,373	4,543	5,515	45.17	54.83
10	26	2017	5	8	10,057	8.29	102	121,373	4,816	5,241	47.89	52.11
4	7	2017	6	8	10,056	8.29	103	121,373	4,570	5,486	45.45	54.55
2	22	2017	4	8	10,054	8.28	104	121,373	4,468	5,586	44.44	55.56
3	31	2017	6	8	10,051	8.28	105	121,373	4,462	5,589	44.39	55.61
7	19	2017	4	18	10,046	8.28	106	121,373	5,598	4,448	55.72	44.28
3	2	2017	5	8	10,044	8.28	107	121,373	4,457	5,587	44.37	55.63
3	16	2017	5	8	10,039	8.27	108	121,373	4,429	5,610	44.12	55.88
4	13	2017	5	8	10,035	8.27	109	121,373	4,376	5,659	43.61	56.39
6	19	2017	2	8	10,033	8.27	110	121,373	4,600	5,433	45.85	54.15
6	20	2017	3	8	10,032	8.27	111	121,373	4,661	5,371	46.46	53.54
9	22	2017	6	8	10,031	8.26	112	121,373	4,470	5,561	44.56	55.44
5	5	2017	6	8	10,028	8.26	113	121,373	4,350	5,678	43.38	56.62
5	3	2017	4	8	10,024	8.26	114	121,373	4,505	5,519	44.94	55.06
6	20	2017	3	17	10,018	8.25	115	121,373	5,510	4,508	55.00	45.00
12	5	2017	3	8	10,018	8.25	116	121,373	4,625	5,393	46.17	53.83
3	9	2017	5	8	10,015	8.25	117	121,373	4,536	5,479	45.29	54.71
8	8	2017	3	17	10,014	8.25	118	121,373	5,615	4,399	56.07	43.93

MO	DY	YR	DAY OF WK	HR	HR VOL	PERCENT OF AADT	HOUR NUMBER	AADT	EAST VOLUME	WEST VOLUME	PERCENT	PERCENT
											EAST IS OF TOTAL VOLUME	WEST IS OF TOTAL VOLUME
3	3	2017	6	8	10,009	8.25	119	121,373	4,448	5,561	44.44	55.56
9	18	2017	2	8	10,006	8.24	120	121,373	4,747	5,259	47.44	52.56
9	11	2017	2	8	10,004	8.24	121	121,373	4,545	5,459	45.43	54.57
4	17	2017	2	8	10,003	8.24	122	121,373	4,572	5,431	45.71	54.29
4	24	2017	2	8	10,001	8.24	123	121,373	4,506	5,495	45.06	54.94
10	20	2017	6	8	9,999	8.24	124	121,373	4,612	5,387	46.12	53.88
2	16	2017	5	8	9,993	8.23	125	121,373	4,452	5,541	44.55	55.45
6	26	2017	2	8	9,992	8.23	126	121,373	4,630	5,362	46.34	53.66
7	6	2017	5	8	9,991	8.23	127	121,373	4,659	5,332	46.63	53.37
9	5	2017	3	8	9,988	8.23	128	121,373	4,598	5,390	46.04	53.96
9	6	2017	4	8	9,988	8.23	129	121,373	4,718	5,270	47.24	52.76
8	14	2017	2	17	9,986	8.23	130	121,373	5,665	4,321	56.73	43.27
12	13	2017	4	17	9,981	8.22	131	121,373	5,598	4,383	56.09	43.91
10	10	2017	3	17	9,973	8.22	132	121,373	5,748	4,225	57.64	42.36
2	17	2017	6	8	9,972	8.22	133	121,373	4,408	5,564	44.20	55.80
6	29	2017	5	8	9,971	8.22	134	121,373	4,460	5,511	44.73	55.27
4	11	2017	3	8	9,969	8.21	135	121,373	4,295	5,674	43.08	56.92
2	28	2017	3	8	9,968	8.21	136	121,373	4,394	5,574	44.08	55.92
6	19	2017	2	17	9,968	8.21	137	121,373	5,521	4,447	55.39	44.61
10	27	2017	6	8	9,968	8.21	138	121,373	4,560	5,408	45.75	54.25
8	11	2017	6	17	9,964	8.21	139	121,373	5,518	4,446	55.38	44.62
12	1	2017	6	8	9,963	8.21	140	121,373	4,574	5,389	45.91	54.09
12	11	2017	2	8	9,960	8.21	141	121,373	4,746	5,214	47.65	52.35
10	9	2017	2	8	9,954	8.20	142	121,373	4,779	5,175	48.01	51.99
9	7	2017	5	17	9,944	8.19	143	121,373	5,589	4,355	56.20	43.80
10	11	2017	4	17	9,942	8.19	144	121,373	5,757	4,185	57.91	42.09
4	19	2017	4	18	9,940	8.19	145	121,373	6,130	3,810	61.67	38.33
7	25	2017	3	18	9,936	8.19	146	121,373	5,340	4,596	53.74	46.26
9	8	2017	6	18	9,936	8.19	147	121,373	5,572	4,364	56.08	43.92
5	9	2017	3	8	9,934	8.18	148	121,373	4,233	5,701	42.61	57.39
12	15	2017	6	17	9,934	8.18	149	121,373	5,495	4,439	55.32	44.68
7	28	2017	6	17	9,930	8.18	150	121,373	5,463	4,467	55.02	44.98
10	6	2017	6	8	9,925	8.18	151	121,373	4,468	5,457	45.02	54.98
10	25	2017	4	8	9,925	8.18	152	121,373	4,411	5,514	44.44	55.56
1	25	2017	4	8	9,923	8.18	153	121,373	4,479	5,444	45.14	54.86
1	13	2017	6	8	9,920	8.17	154	121,373	4,452	5,468	44.88	55.12
5	16	2017	3	8	9,917	8.17	155	121,373	4,438	5,479	44.75	55.25
5	2	2017	3	8	9,914	8.17	156	121,373	4,260	5,654	42.97	57.03
9	25	2017	2	8	9,913	8.17	157	121,373	4,585	5,328	46.25	53.75
3	17	2017	6	8	9,911	8.17	158	121,373	4,361	5,550	44.00	56.00
1	27	2017	6	8	9,910	8.16	159	121,373	4,477	5,433	45.18	54.82
6	7	2017	4	8	9,909	8.16	160	121,373	4,725	5,184	47.68	52.32
7	31	2017	2	8	9,907	8.16	161	121,373	4,547	5,360	45.90	54.10
7	7	2017	6	17	9,905	8.16	162	121,373	5,617	4,288	56.71	43.29
8	15	2017	3	17	9,905	8.16	163	121,373	5,497	4,408	55.50	44.50
7	20	2017	5	17	9,903	8.16	164	121,373	5,383	4,520	54.36	45.64
9	21	2017	5	17	9,902	8.16	165	121,373	5,583	4,319	56.38	43.62
12	12	2017	3	17	9,902	8.16	166	121,373	5,647	4,255	57.03	42.97
6	16	2017	6	8	9,901	8.16	167	121,373	4,484	5,417	45.29	54.71
10	23	2017	2	18	9,896	8.15	168	121,373	5,740	4,156	58.00	42.00
11	2	2017	5	18	9,895	8.15	169	121,373	5,408	4,487	54.65	45.35

MO	DY	YR	DAY OF WK	HR	HR VOL	PERCENT OF AADT	HOUR NUMBER	AADT	EAST VOLUME	WEST VOLUME	PERCENT EAST IS OF TOTAL VOLUME	PERCENT WEST IS OF TOTAL VOLUME
5	4	2017	5	8	9,891	8.15	170	121,373	4,500	5,391	45.50	54.50
4	4	2017	3	8	9,890	8.15	171	121,373	4,381	5,509	44.30	55.70
10	3	2017	3	17	9,889	8.15	172	121,373	5,614	4,275	56.77	43.23
4	4	2017	3	18	9,886	8.15	173	121,373	5,970	3,916	60.39	39.61
6	13	2017	3	8	9,886	8.15	174	121,373	4,433	5,453	44.84	55.16
12	4	2017	2	17	9,885	8.14	175	121,373	5,721	4,164	57.88	42.12
11	2	2017	5	17	9,884	8.14	176	121,373	5,406	4,478	54.69	45.31
8	18	2017	6	17	9,883	8.14	177	121,373	5,124	4,759	51.85	48.15
12	11	2017	2	17	9,881	8.14	178	121,373	5,745	4,136	58.14	41.86
2	14	2017	3	8	9,879	8.14	179	121,373	4,333	5,546	43.86	56.14
6	5	2017	2	8	9,879	8.14	180	121,373	4,638	5,241	46.95	53.05
6	9	2017	6	17	9,879	8.14	181	121,373	5,691	4,188	57.61	42.39
2	2	2017	5	8	9,875	8.14	182	121,373	4,586	5,289	46.44	53.56
8	10	2017	5	8	9,874	8.14	183	121,373	4,483	5,391	45.40	54.60
7	19	2017	4	8	9,871	8.13	184	121,373	4,642	5,229	47.03	52.97
9	22	2017	6	17	9,870	8.13	185	121,373	5,451	4,419	55.23	44.77
7	21	2017	6	17	9,863	8.13	186	121,373	5,407	4,456	54.82	45.18
11	29	2017	4	17	9,863	8.13	187	121,373	5,568	4,295	56.45	43.55
6	26	2017	2	17	9,861	8.12	188	121,373	5,553	4,308	56.31	43.69
4	25	2017	3	8	9,860	8.12	189	121,373	4,442	5,418	45.05	54.95
7	25	2017	3	17	9,860	8.12	190	121,373	5,455	4,405	55.32	44.68
9	28	2017	5	17	9,855	8.12	191	121,373	5,543	4,312	56.25	43.75
10	23	2017	2	17	9,852	8.12	192	121,373	5,719	4,133	58.05	41.95
3	6	2017	2	17	9,850	8.12	193	121,373	5,803	4,047	58.91	41.09
11	2	2017	5	8	9,848	8.11	194	121,373	4,758	5,090	48.31	51.69
3	27	2017	2	18	9,846	8.11	195	121,373	5,934	3,912	60.27	39.73
7	24	2017	2	17	9,846	8.11	196	121,373	5,578	4,268	56.65	43.35
8	28	2017	2	8	9,844	8.11	197	121,373	4,644	5,200	47.18	52.82
12	6	2017	4	17	9,844	8.11	198	121,373	5,536	4,308	56.24	43.76
1	26	2017	5	8	9,841	8.11	199	121,373	4,477	5,364	45.49	54.51
11	9	2017	5	17	9,840	8.11	200	121,373	5,441	4,399	55.29	44.71



**AADT= 83,656      K 30 FACTOR= 9.16      K 100 FACTOR= 8.78      K 200 FACTOR= 8.43      D 30 FACTOR= 56.43**



MO	DY	YR	DAY OF WK	HR	HR VOL	PERCENT OF AADT	HOUR NUMBER	AADT	EAST VOLUME	WEST VOLUME	PERCENT EAST IS OF TOTAL VOLUME	PERCENT WEST IS OF TOTAL VOLUME
8	11	2017	6	16	8,229	9.84	1	83,656	4,422	3,807	53.74	46.26
8	11	2017	6	17	8,197	9.80	2	83,656	4,131	4,066	50.40	49.60
8	11	2017	6	15	8,015	9.58	3	83,656	4,093	3,922	51.07	48.93
3	17	2017	6	17	8,005	9.57	4	83,656	4,545	3,460	56.78	43.22
9	15	2017	6	17	7,942	9.49	5	83,656	4,076	3,866	51.32	48.68
4	21	2017	6	17	7,880	9.42	6	83,656	4,018	3,862	50.99	49.01
9	1	2017	6	17	7,880	9.42	7	83,656	3,884	3,996	49.29	50.71
7	21	2017	6	16	7,843	9.38	8	83,656	4,178	3,665	53.27	46.73
5	5	2017	6	17	7,812	9.34	9	83,656	4,246	3,566	54.35	45.65
5	12	2017	6	17	7,788	9.31	10	83,656	4,045	3,743	51.94	48.06
8	18	2017	6	17	7,787	9.31	11	83,656	3,707	4,080	47.60	52.40
8	4	2017	6	16	7,786	9.31	12	83,656	4,146	3,640	53.25	46.75
8	4	2017	6	17	7,778	9.30	13	83,656	4,160	3,618	53.48	46.52
8	25	2017	6	17	7,774	9.29	14	83,656	4,128	3,646	53.10	46.90
3	17	2017	6	16	7,766	9.28	15	83,656	4,455	3,311	57.37	42.63
10	27	2017	6	17	7,755	9.27	16	83,656	4,007	3,748	51.67	48.33

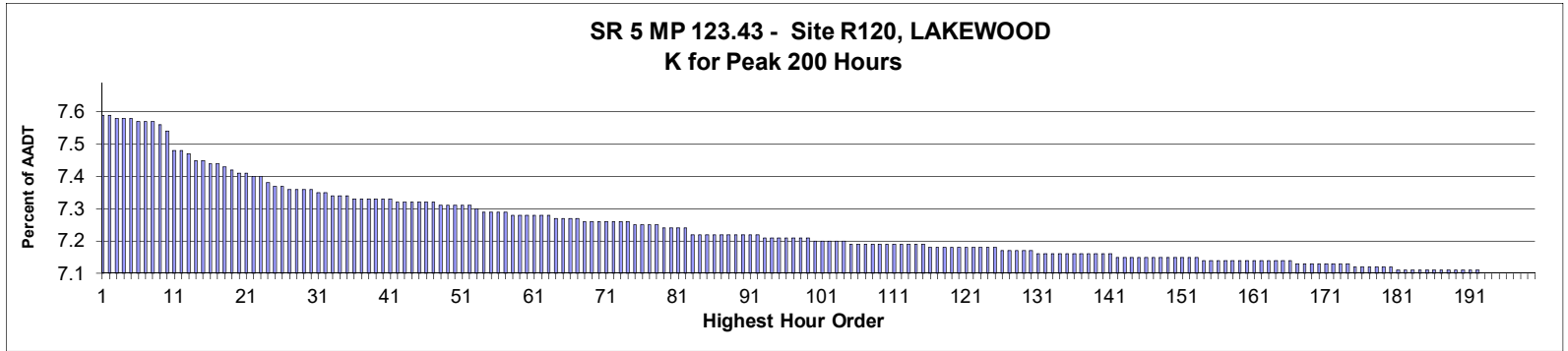


MO	DY	YR	DAY OF WK	HR	HR VOL	PERCENT OF AADT	HOUR NUMBER	AADT	EAST VOLUME	WEST VOLUME	PERCENT EAST IS OF TOTAL VOLUME	PERCENT WEST IS OF TOTAL VOLUME
4	21	2017	6	16	7,751	9.27	17	83,656	4,222	3,529	54.47	45.53
8	3	2017	5	17	7,745	9.26	18	83,656	4,199	3,546	54.22	45.78
8	25	2017	6	16	7,745	9.26	19	83,656	4,154	3,591	53.63	46.37
6	29	2017	5	17	7,727	9.24	20	83,656	4,040	3,687	52.28	47.72
9	29	2017	6	16	7,722	9.23	21	83,656	4,234	3,488	54.83	45.17
7	27	2017	5	17	7,716	9.22	22	83,656	4,129	3,587	53.51	46.49
9	15	2017	6	16	7,716	9.22	23	83,656	4,086	3,630	52.95	47.05
7	26	2017	4	17	7,699	9.20	24	83,656	4,176	3,523	54.24	45.76
9	1	2017	6	16	7,688	9.19	25	83,656	4,005	3,683	52.09	47.91
9	29	2017	6	17	7,687	9.19	26	83,656	3,919	3,768	50.98	49.02
5	26	2017	6	16	7,674	9.17	27	83,656	4,031	3,643	52.53	47.47
6	23	2017	6	17	7,669	9.17	28	83,656	3,985	3,684	51.96	48.04
4	12	2017	4	17	7,662	9.16	29	83,656	4,219	3,443	55.06	44.94
8	24	2017	5	17	7,662	9.16	30	83,656	4,324	3,338	56.43	43.57
8	25	2017	6	15	7,653	9.15	31	83,656	4,081	3,572	53.33	46.67
8	31	2017	5	17	7,648	9.14	32	83,656	4,028	3,620	52.67	47.33
10	20	2017	6	17	7,645	9.14	33	83,656	3,987	3,658	52.15	47.85
4	28	2017	6	17	7,639	9.13	34	83,656	3,952	3,687	51.73	48.27
9	22	2017	6	16	7,623	9.11	35	83,656	4,235	3,388	55.56	44.44
5	5	2017	6	16	7,611	9.10	36	83,656	4,188	3,423	55.03	44.97
7	21	2017	6	17	7,609	9.10	37	83,656	3,877	3,732	50.95	49.05
9	22	2017	6	17	7,607	9.09	38	83,656	3,919	3,688	51.52	48.48
8	7	2017	2	17	7,600	9.08	39	83,656	4,108	3,492	54.05	45.95
6	23	2017	6	16	7,594	9.08	40	83,656	4,253	3,341	56.00	44.00
9	21	2017	5	17	7,579	9.06	41	83,656	4,181	3,398	55.17	44.83
8	11	2017	6	18	7,578	9.06	42	83,656	3,634	3,944	47.95	52.05
11	22	2017	4	16	7,568	9.05	43	83,656	4,085	3,483	53.98	46.02
7	28	2017	6	17	7,561	9.04	44	83,656	3,811	3,750	50.40	49.60
4	14	2017	6	16	7,557	9.03	45	83,656	4,167	3,390	55.14	44.86
8	17	2017	5	17	7,557	9.03	46	83,656	4,093	3,464	54.16	45.84
8	9	2017	4	17	7,553	9.03	47	83,656	4,087	3,466	54.11	45.89
3	23	2017	5	17	7,547	9.02	48	83,656	4,128	3,419	54.70	45.30
5	19	2017	6	16	7,545	9.02	49	83,656	3,949	3,596	52.34	47.66
4	20	2017	5	17	7,544	9.02	50	83,656	4,189	3,355	55.53	44.47
10	6	2017	6	17	7,534	9.01	51	83,656	3,939	3,595	52.28	47.72
9	8	2017	6	17	7,532	9.00	52	83,656	3,890	3,642	51.65	48.35
11	17	2017	6	17	7,521	8.99	53	83,656	3,948	3,573	52.49	47.51
8	17	2017	5	16	7,517	8.99	54	83,656	4,138	3,379	55.05	44.95
5	12	2017	6	16	7,515	8.98	55	83,656	4,017	3,498	53.45	46.55
9	15	2017	6	18	7,513	8.98	56	83,656	3,736	3,777	49.73	50.27
3	10	2017	6	17	7,505	8.97	57	83,656	3,995	3,510	53.23	46.77
4	13	2017	5	17	7,503	8.97	58	83,656	4,113	3,390	54.82	45.18
8	3	2017	5	16	7,502	8.97	59	83,656	4,090	3,412	54.52	45.48
8	2	2017	4	17	7,496	8.96	60	83,656	4,147	3,349	55.32	44.68
3	31	2017	6	16	7,493	8.96	61	83,656	3,835	3,658	51.18	48.82
4	26	2017	4	17	7,480	8.94	62	83,656	3,983	3,497	53.25	46.75
5	3	2017	4	17	7,477	8.94	63	83,656	4,139	3,338	55.36	44.64
7	20	2017	5	17	7,469	8.93	64	83,656	4,021	3,448	53.84	46.16
4	14	2017	6	17	7,468	8.93	65	83,656	3,919	3,549	52.48	47.52
8	1	2017	3	17	7,468	8.93	66	83,656	4,047	3,421	54.19	45.81
3	31	2017	6	17	7,467	8.93	67	83,656	3,894	3,573	52.15	47.85

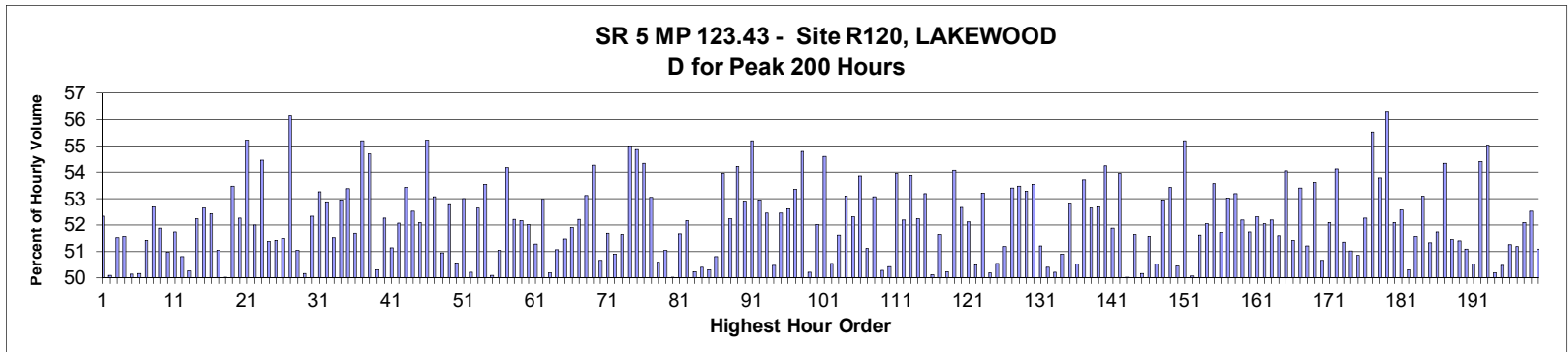
MO	DY	YR	DAY OF WK	HR	HR VOL	PERCENT OF AADT	HOUR NUMBER	AADT	EAST VOLUME	WEST VOLUME	PERCENT EAST IS OF TOTAL VOLUME	PERCENT WEST IS OF TOTAL VOLUME
8	8	2017	3	17	7,466	8.92	68	83,656	3,885	3,581	52.04	47.96
7	7	2017	6	17	7,465	8.92	69	83,656	3,852	3,613	51.60	48.40
10	19	2017	5	17	7,462	8.92	70	83,656	4,039	3,423	54.13	45.87
7	31	2017	2	17	7,455	8.91	71	83,656	3,982	3,473	53.41	46.59
8	16	2017	4	17	7,452	8.91	72	83,656	4,082	3,370	54.78	45.22
10	6	2017	6	16	7,452	8.91	73	83,656	4,060	3,392	54.48	45.52
5	4	2017	5	17	7,450	8.91	74	83,656	4,072	3,378	54.66	45.34
5	25	2017	5	17	7,445	8.90	75	83,656	3,815	3,630	51.24	48.76
7	21	2017	6	15	7,441	8.89	76	83,656	3,794	3,647	50.99	49.01
7	28	2017	6	15	7,439	8.89	77	83,656	3,947	3,492	53.06	46.94
3	3	2017	6	17	7,434	8.89	78	83,656	3,861	3,573	51.94	48.06
7	24	2017	2	17	7,431	8.88	79	83,656	3,939	3,492	53.01	46.99
6	28	2017	4	17	7,430	8.88	80	83,656	3,971	3,459	53.45	46.55
7	7	2017	6	16	7,415	8.86	81	83,656	3,984	3,431	53.73	46.27
9	1	2017	6	18	7,415	8.86	82	83,656	3,564	3,851	48.06	51.94
5	26	2017	6	17	7,408	8.86	83	83,656	3,768	3,640	50.86	49.14
11	17	2017	6	16	7,408	8.86	84	83,656	4,066	3,342	54.89	45.11
4	6	2017	5	17	7,401	8.85	85	83,656	4,156	3,245	56.15	43.85
9	1	2017	6	15	7,399	8.84	86	83,656	3,868	3,531	52.28	47.72
8	23	2017	4	17	7,393	8.84	87	83,656	4,027	3,366	54.47	45.53
4	19	2017	4	17	7,389	8.83	88	83,656	4,052	3,337	54.84	45.16
7	19	2017	4	17	7,386	8.83	89	83,656	3,927	3,459	53.17	46.83
5	19	2017	6	17	7,385	8.83	90	83,656	3,752	3,633	50.81	49.19
7	14	2017	6	17	7,383	8.83	91	83,656	3,935	3,448	53.30	46.70
8	22	2017	3	17	7,382	8.82	92	83,656	4,030	3,352	54.59	45.41
5	26	2017	6	15	7,381	8.82	93	83,656	3,942	3,439	53.41	46.59
9	14	2017	5	17	7,367	8.81	94	83,656	3,950	3,417	53.62	46.38
10	27	2017	6	16	7,363	8.80	95	83,656	3,975	3,388	53.99	46.01
4	28	2017	6	16	7,362	8.80	96	83,656	3,986	3,376	54.14	45.86
10	26	2017	5	17	7,358	8.80	97	83,656	4,031	3,327	54.78	45.22
9	8	2017	6	16	7,355	8.79	98	83,656	3,979	3,376	54.10	45.90
8	18	2017	6	18	7,353	8.79	99	83,656	3,448	3,905	46.89	53.11
8	29	2017	3	17	7,349	8.78	100	83,656	3,902	3,447	53.10	46.90
3	24	2017	6	16	7,338	8.77	101	83,656	3,931	3,407	53.57	46.43
7	14	2017	6	16	7,338	8.77	102	83,656	4,000	3,338	54.51	45.49
11	22	2017	4	17	7,338	8.77	103	83,656	3,712	3,626	50.59	49.41
3	24	2017	6	17	7,336	8.77	104	83,656	3,784	3,552	51.58	48.42
7	13	2017	5	17	7,334	8.77	105	83,656	4,056	3,278	55.30	44.70
10	12	2017	5	17	7,333	8.77	106	83,656	3,894	3,439	53.10	46.90
11	22	2017	4	15	7,326	8.76	107	83,656	4,030	3,296	55.01	44.99
8	21	2017	2	17	7,315	8.74	108	83,656	4,002	3,313	54.71	45.29
11	9	2017	5	17	7,314	8.74	109	83,656	4,058	3,256	55.48	44.52
6	23	2017	6	15	7,312	8.74	110	83,656	3,917	3,395	53.57	46.43
5	2	2017	3	17	7,311	8.74	111	83,656	4,064	3,247	55.59	44.41
8	30	2017	4	17	7,311	8.74	112	83,656	4,022	3,289	55.01	44.99
12	1	2017	6	17	7,311	8.74	113	83,656	3,942	3,369	53.92	46.08
7	6	2017	5	17	7,305	8.73	114	83,656	3,946	3,359	54.02	45.98
8	15	2017	3	17	7,303	8.73	115	83,656	3,907	3,396	53.50	46.50
10	13	2017	6	16	7,303	8.73	116	83,656	3,924	3,379	53.73	46.27
9	7	2017	5	17	7,299	8.73	117	83,656	3,866	3,433	52.97	47.03
10	13	2017	6	17	7,298	8.72	118	83,656	3,721	3,577	50.99	49.01

MO	DY	YR	DAY OF WK	HR	HR VOL	PERCENT OF AADT	HOUR NUMBER	AADT	EAST VOLUME	WEST VOLUME	PERCENT EAST IS OF TOTAL VOLUME	PERCENT WEST IS OF TOTAL VOLUME
8	3	2017	5	18	7,297	8.72	119	83,656	3,524	3,773	48.29	51.71
7	28	2017	6	16	7,296	8.72	120	83,656	3,694	3,602	50.63	49.37
5	25	2017	5	16	7,287	8.71	121	83,656	3,853	3,434	52.87	47.13
7	27	2017	5	16	7,283	8.71	122	83,656	3,914	3,369	53.74	46.26
9	22	2017	6	15	7,281	8.70	123	83,656	4,105	3,176	56.38	43.62
9	29	2017	6	15	7,274	8.70	124	83,656	3,900	3,374	53.62	46.38
8	14	2017	2	17	7,269	8.69	125	83,656	3,884	3,385	53.43	46.57
10	20	2017	6	16	7,268	8.69	126	83,656	3,920	3,348	53.94	46.06
6	22	2017	5	17	7,260	8.68	127	83,656	3,839	3,421	52.88	47.12
7	20	2017	5	16	7,254	8.67	128	83,656	4,013	3,241	55.32	44.68
2	17	2017	6	17	7,252	8.67	129	83,656	3,702	3,550	51.05	48.95
7	25	2017	3	17	7,250	8.67	130	83,656	3,907	3,343	53.89	46.11
9	13	2017	4	17	7,248	8.66	131	83,656	3,866	3,382	53.34	46.66
8	24	2017	5	16	7,247	8.66	132	83,656	3,945	3,302	54.44	45.56
7	26	2017	4	16	7,245	8.66	133	83,656	3,988	3,257	55.04	44.96
8	11	2017	6	14	7,243	8.66	134	83,656	3,657	3,586	50.49	49.51
3	31	2017	6	15	7,239	8.65	135	83,656	3,818	3,421	52.74	47.26
5	18	2017	5	17	7,239	8.65	136	83,656	3,766	3,473	52.02	47.98
11	8	2017	4	17	7,236	8.65	137	83,656	4,028	3,208	55.67	44.33
3	17	2017	6	15	7,235	8.65	138	83,656	4,065	3,170	56.19	43.81
4	11	2017	3	17	7,234	8.65	139	83,656	4,005	3,229	55.36	44.64
3	15	2017	4	17	7,226	8.64	140	83,656	3,927	3,299	54.35	45.65
3	30	2017	5	17	7,223	8.63	141	83,656	3,933	3,290	54.45	45.55
8	8	2017	3	16	7,222	8.63	142	83,656	3,923	3,299	54.32	45.68
3	16	2017	5	17	7,218	8.63	143	83,656	3,950	3,268	54.72	45.28
3	10	2017	6	16	7,209	8.62	144	83,656	3,846	3,363	53.35	46.65
8	10	2017	5	16	7,205	8.61	145	83,656	3,875	3,330	53.78	46.22
6	27	2017	3	17	7,204	8.61	146	83,656	3,797	3,407	52.71	47.29
12	8	2017	6	17	7,202	8.61	147	83,656	3,868	3,334	53.71	46.29
7	10	2017	2	17	7,185	8.59	148	83,656	3,989	3,196	55.52	44.48
8	28	2017	2	17	7,184	8.59	149	83,656	3,768	3,416	52.45	47.55
2	24	2017	6	17	7,183	8.59	150	83,656	3,770	3,413	52.49	47.51
7	17	2017	2	17	7,179	8.58	151	83,656	3,931	3,248	54.76	45.24
4	5	2017	4	17	7,173	8.57	152	83,656	4,006	3,167	55.85	44.15
10	11	2017	4	17	7,173	8.57	153	83,656	3,877	3,296	54.05	45.95
4	17	2017	2	17	7,169	8.57	154	83,656	4,048	3,121	56.47	43.53
10	25	2017	4	17	7,163	8.56	155	83,656	3,842	3,321	53.64	46.36
11	16	2017	5	17	7,163	8.56	156	83,656	3,875	3,288	54.10	45.90
9	12	2017	3	17	7,161	8.56	157	83,656	3,734	3,427	52.14	47.86
8	4	2017	6	15	7,158	8.56	158	83,656	3,851	3,307	53.80	46.20
3	2	2017	5	17	7,157	8.56	159	83,656	4,037	3,120	56.41	43.59
5	12	2017	6	15	7,156	8.55	160	83,656	3,865	3,291	54.01	45.99
6	26	2017	2	17	7,156	8.55	161	83,656	3,839	3,317	53.65	46.35
10	10	2017	3	17	7,156	8.55	162	83,656	3,817	3,339	53.34	46.66
7	28	2017	6	18	7,154	8.55	163	83,656	3,738	3,416	52.25	47.75
11	21	2017	3	17	7,153	8.55	164	83,656	3,812	3,341	53.29	46.71
5	24	2017	4	17	7,148	8.54	165	83,656	3,609	3,539	50.49	49.51
5	4	2017	5	16	7,147	8.54	166	83,656	4,028	3,119	56.36	43.64
8	18	2017	6	16	7,144	8.54	167	83,656	3,405	3,739	47.66	52.34
6	29	2017	5	16	7,141	8.54	168	83,656	3,950	3,191	55.31	44.69
9	15	2017	6	15	7,140	8.53	169	83,656	3,666	3,474	51.34	48.66

MO	DY	YR	DAY OF WK	HR	HR VOL	PERCENT OF AADT	HOUR NUMBER	AADT	EAST VOLUME	WEST VOLUME	PERCENT EAST IS OF TOTAL VOLUME	PERCENT WEST IS OF TOTAL VOLUME
9	27	2017	4	17	7,138	8.53	170	83,656	3,836	3,302	53.74	46.26
5	17	2017	4	17	7,137	8.53	171	83,656	3,718	3,419	52.09	47.91
4	25	2017	3	17	7,133	8.53	172	83,656	3,931	3,202	55.11	44.89
4	27	2017	5	17	7,129	8.52	173	83,656	3,878	3,251	54.40	45.60
10	4	2017	4	17	7,127	8.52	174	83,656	3,762	3,365	52.79	47.21
5	11	2017	5	17	7,126	8.52	175	83,656	3,760	3,366	52.76	47.24
2	23	2017	5	17	7,121	8.51	176	83,656	3,852	3,269	54.09	45.91
5	18	2017	5	16	7,121	8.51	177	83,656	3,916	3,205	54.99	45.01
11	15	2017	4	17	7,117	8.51	178	83,656	3,876	3,241	54.46	45.54
11	3	2017	6	17	7,115	8.51	179	83,656	3,741	3,374	52.58	47.42
7	31	2017	2	16	7,113	8.50	180	83,656	3,916	3,197	55.05	44.95
4	13	2017	5	16	7,112	8.50	181	83,656	3,946	3,166	55.48	44.52
9	21	2017	5	16	7,111	8.50	182	83,656	3,953	3,158	55.59	44.41
6	23	2017	6	18	7,110	8.50	183	83,656	3,561	3,549	50.08	49.92
11	1	2017	4	17	7,105	8.49	184	83,656	3,868	3,237	54.44	45.56
3	23	2017	5	16	7,095	8.48	185	83,656	3,951	3,144	55.69	44.31
8	22	2017	3	16	7,095	8.48	186	83,656	3,900	3,195	54.97	45.03
3	20	2017	2	17	7,090	8.48	187	83,656	3,921	3,169	55.30	44.70
4	3	2017	2	17	7,087	8.47	188	83,656	3,824	3,263	53.96	46.04
7	13	2017	5	16	7,080	8.46	189	83,656	4,025	3,055	56.85	43.15
4	18	2017	3	17	7,077	8.46	190	83,656	3,913	3,164	55.29	44.71
11	22	2017	4	13	7,077	8.46	191	83,656	3,458	3,619	48.86	51.14
4	4	2017	3	17	7,073	8.45	192	83,656	3,911	3,162	55.29	44.71
5	31	2017	4	17	7,070	8.45	193	83,656	3,648	3,422	51.60	48.40
7	11	2017	3	17	7,067	8.45	194	83,656	3,882	3,185	54.93	45.07
8	10	2017	5	15	7,066	8.45	195	83,656	3,813	3,253	53.96	46.04
8	18	2017	6	13	7,060	8.44	196	83,656	3,551	3,509	50.30	49.70
7	28	2017	6	14	7,059	8.44	197	83,656	3,690	3,369	52.27	47.73
7	18	2017	3	17	7,057	8.44	198	83,656	3,972	3,085	56.28	43.72
11	14	2017	3	17	7,057	8.44	199	83,656	4,026	3,031	57.05	42.95
10	19	2017	5	16	7,052	8.43	200	83,656	3,950	3,102	56.01	43.99



AADT= 138,946    K 30 FACTOR= 7.37    K 100 FACTOR= 7.21    K 200 FACTOR= 7.11    D 30 FACTOR= 52.34



MO	DY	YR	DAY OF WK	HR	HR VOL	PERCENT OF AADT	HOUR NUMBER	AADT	NORTH VOLUME	SOUTH VOLUME	PERCENT NORTH IS OF TOTAL VOLUME	PERCENT SOUTH IS OF TOTAL VOLUME
2	25	2017	7	12	10,563	7.60	1	138,946	5,528	5,035	52.33	47.67
4	1	2017	7	12	10,560	7.60	2	138,946	5,290	5,270	50.09	49.91
3	31	2017	6	13	10,549	7.59	3	138,946	5,113	5,436	48.47	51.53
4	6	2017	5	16	10,544	7.59	4	138,946	5,438	5,106	51.57	48.43
5	20	2017	7	12	10,542	7.59	5	138,946	5,256	5,286	49.86	50.14
4	1	2017	7	13	10,537	7.58	6	138,946	5,285	5,252	50.16	49.84
3	31	2017	6	14	10,534	7.58	7	138,946	5,418	5,116	51.43	48.57
4	11	2017	3	17	10,528	7.58	8	138,946	5,548	4,980	52.70	47.30
1	27	2017	6	16	10,514	7.57	9	138,946	5,454	5,060	51.87	48.13
5	17	2017	4	8	10,486	7.55	10	138,946	5,140	5,346	49.02	50.98
2	13	2017	2	8	10,414	7.49	11	138,946	5,026	5,388	48.26	51.74
5	16	2017	3	8	10,411	7.49	12	138,946	5,122	5,289	49.20	50.80
4	1	2017	7	14	10,390	7.48	13	138,946	5,169	5,221	49.75	50.25
5	2	2017	3	8	10,361	7.46	14	138,946	4,948	5,413	47.76	52.24
4	19	2017	4	17	10,360	7.46	15	138,946	5,454	4,906	52.64	47.36
5	18	2017	5	16	10,358	7.45	16	138,946	5,430	4,928	52.42	47.58

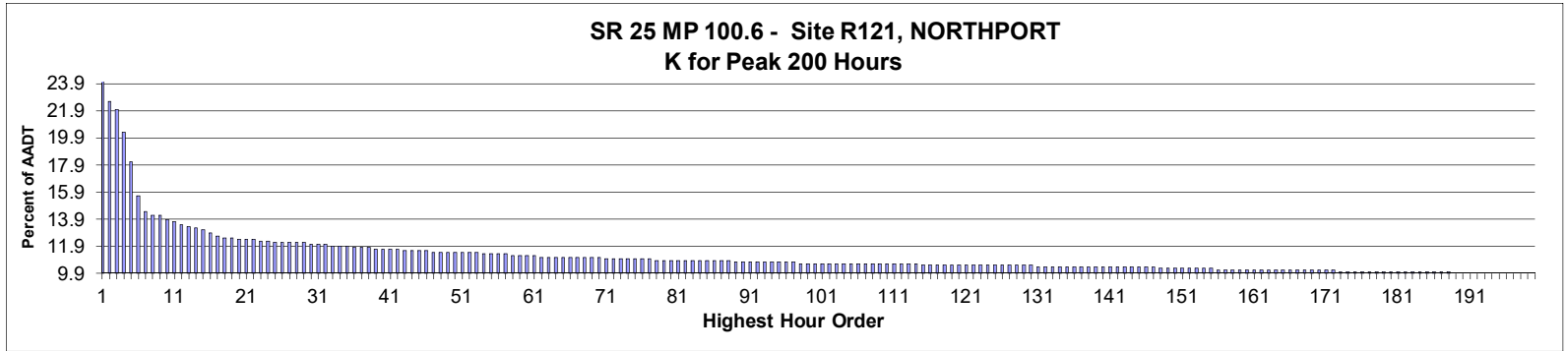
MO	DY	YR	DAY OF WK	HR	HR VOL	PERCENT OF AADT	HOUR NUMBER	AADT	NORTH VOLUME	SOUTH VOLUME	PERCENT NORTH IS OF TOTAL VOLUME	PERCENT SOUTH IS OF TOTAL VOLUME
6	14	2017	4	16	10,356	7.45	17	138,946	5,287	5,069	51.05	48.95
5	20	2017	7	13	10,331	7.44	18	138,946	5,164	5,167	49.99	50.01
1	20	2017	6	16	10,323	7.43	19	138,946	5,520	4,803	53.47	46.53
12	8	2017	6	15	10,311	7.42	20	138,946	5,389	4,922	52.26	47.74
1	24	2017	3	17	10,308	7.42	21	138,946	5,691	4,617	55.21	44.79
5	20	2017	7	11	10,301	7.41	22	138,946	4,946	5,355	48.01	51.99
4	6	2017	5	17	10,295	7.41	23	138,946	5,607	4,688	54.46	45.54
5	10	2017	4	16	10,271	7.39	24	138,946	5,276	4,995	51.37	48.63
3	30	2017	5	16	10,261	7.38	25	138,946	5,276	4,985	51.42	48.58
6	16	2017	6	13	10,250	7.38	26	138,946	5,279	4,971	51.50	48.50
5	31	2017	4	17	10,246	7.37	27	138,946	5,752	4,494	56.14	43.86
5	19	2017	6	13	10,237	7.37	28	138,946	5,012	5,225	48.96	51.04
4	2	2017	1	13	10,234	7.37	29	138,946	5,101	5,133	49.84	50.16
6	10	2017	7	12	10,234	7.37	30	138,946	5,356	4,878	52.34	47.66
2	2	2017	5	16	10,233	7.36	31	138,946	5,450	4,783	53.26	46.74
2	25	2017	7	13	10,231	7.36	32	138,946	5,409	4,822	52.87	47.13
9	9	2017	7	12	10,217	7.35	33	138,946	5,265	4,952	51.53	48.47
5	23	2017	3	8	10,211	7.35	34	138,946	4,804	5,407	47.05	52.95
2	2	2017	5	8	10,206	7.35	35	138,946	4,759	5,447	46.63	53.37
5	15	2017	2	8	10,204	7.34	36	138,946	4,931	5,273	48.32	51.68
4	3	2017	2	17	10,201	7.34	37	138,946	5,631	4,570	55.20	44.80
2	28	2017	3	17	10,200	7.34	38	138,946	5,578	4,622	54.69	45.31
3	24	2017	6	13	10,200	7.34	39	138,946	5,068	5,132	49.69	50.31
4	9	2017	1	14	10,199	7.34	40	138,946	5,329	4,870	52.25	47.75
5	8	2017	2	8	10,192	7.34	41	138,946	4,981	5,211	48.87	51.13
6	20	2017	3	16	10,190	7.33	42	138,946	5,306	4,884	52.07	47.93
6	13	2017	3	8	10,189	7.33	43	138,946	4,746	5,443	46.58	53.42
4	19	2017	4	8	10,184	7.33	44	138,946	4,834	5,350	47.47	52.53
5	11	2017	5	8	10,184	7.33	45	138,946	4,879	5,305	47.91	52.09
6	1	2017	5	17	10,182	7.33	46	138,946	5,623	4,559	55.22	44.78
4	11	2017	3	16	10,180	7.33	47	138,946	5,401	4,779	53.06	46.94
3	25	2017	7	12	10,173	7.32	48	138,946	5,182	4,991	50.94	49.06
4	25	2017	3	8	10,173	7.32	49	138,946	4,800	5,373	47.18	52.82
5	31	2017	4	8	10,169	7.32	50	138,946	5,028	5,141	49.44	50.56
8	12	2017	7	12	10,167	7.32	51	138,946	5,389	4,778	53.00	47.00
6	16	2017	6	12	10,165	7.32	52	138,946	5,062	5,103	49.80	50.20
2	16	2017	5	8	10,162	7.31	53	138,946	4,813	5,349	47.36	52.64
2	1	2017	4	17	10,148	7.30	54	138,946	5,435	4,713	53.56	46.44
4	2	2017	1	14	10,146	7.30	55	138,946	5,082	5,064	50.09	49.91
1	13	2017	6	15	10,143	7.30	56	138,946	4,967	5,176	48.97	51.03
4	20	2017	5	8	10,139	7.30	57	138,946	4,647	5,492	45.83	54.17
9	16	2017	7	12	10,130	7.29	58	138,946	5,289	4,841	52.21	47.79
2	22	2017	4	8	10,129	7.29	59	138,946	4,846	5,283	47.84	52.16
6	19	2017	2	16	10,129	7.29	60	138,946	5,268	4,861	52.01	47.99
4	7	2017	6	13	10,128	7.29	61	138,946	4,934	5,194	48.72	51.28
6	7	2017	4	16	10,127	7.29	62	138,946	5,365	4,762	52.98	47.02
5	5	2017	6	13	10,125	7.29	63	138,946	5,043	5,082	49.81	50.19
5	3	2017	4	16	10,118	7.28	64	138,946	5,166	4,952	51.06	48.94
2	28	2017	3	8	10,114	7.28	65	138,946	4,907	5,207	48.52	51.48
3	1	2017	4	8	10,110	7.28	66	138,946	4,863	5,247	48.10	51.90
4	17	2017	2	8	10,109	7.28	67	138,946	4,830	5,279	47.78	52.22

MO	DY	YR	DAY OF WK	HR	HR VOL	PERCENT OF AADT	HOUR NUMBER	AADT	NORTH VOLUME	SOUTH VOLUME	PERCENT NORTH IS OF TOTAL VOLUME	PERCENT SOUTH IS OF TOTAL VOLUME
3	30	2017	5	8	10,108	7.27	68	138,946	4,740	5,368	46.89	53.11
1	25	2017	4	17	10,106	7.27	69	138,946	5,485	4,621	54.27	45.73
5	24	2017	4	16	10,105	7.27	70	138,946	5,119	4,986	50.66	49.34
5	22	2017	2	8	10,102	7.27	71	138,946	4,880	5,222	48.31	51.69
10	14	2017	7	13	10,101	7.27	72	138,946	4,961	5,140	49.11	50.89
1	31	2017	3	8	10,100	7.27	73	138,946	4,884	5,216	48.36	51.64
6	13	2017	3	17	10,098	7.27	74	138,946	5,554	4,544	55.00	45.00
2	21	2017	3	17	10,091	7.26	75	138,946	5,535	4,556	54.85	45.15
3	29	2017	4	17	10,090	7.26	76	138,946	5,482	4,608	54.33	45.67
1	26	2017	5	8	10,085	7.26	77	138,946	4,736	5,349	46.96	53.04
10	5	2017	5	16	10,085	7.26	78	138,946	5,102	4,983	50.59	49.41
7	20	2017	5	15	10,079	7.25	79	138,946	5,145	4,934	51.05	48.95
5	19	2017	6	14	10,070	7.25	80	138,946	5,036	5,034	50.01	49.99
5	6	2017	7	13	10,068	7.25	81	138,946	5,202	4,866	51.67	48.33
6	7	2017	4	8	10,068	7.25	82	138,946	4,817	5,251	47.84	52.16
5	5	2017	6	14	10,051	7.23	83	138,946	5,048	5,003	50.22	49.78
3	31	2017	6	12	10,049	7.23	84	138,946	5,065	4,984	50.40	49.60
4	2	2017	1	15	10,049	7.23	85	138,946	5,054	4,995	50.29	49.71
2	17	2017	6	12	10,048	7.23	86	138,946	4,944	5,104	49.20	50.80
5	3	2017	4	17	10,047	7.23	87	138,946	5,420	4,627	53.95	46.05
4	27	2017	5	16	10,045	7.23	88	138,946	5,247	4,798	52.23	47.77
5	5	2017	6	15	10,045	7.23	89	138,946	5,445	4,600	54.21	45.79
11	25	2017	7	12	10,044	7.23	90	138,946	5,314	4,730	52.91	47.09
1	19	2017	5	17	10,043	7.23	91	138,946	5,543	4,500	55.19	44.81
6	27	2017	3	16	10,039	7.23	92	138,946	5,317	4,722	52.96	47.04
9	1	2017	6	12	10,037	7.22	93	138,946	5,264	4,773	52.45	47.55
5	20	2017	7	14	10,036	7.22	94	138,946	5,065	4,971	50.47	49.53
4	27	2017	5	8	10,034	7.22	95	138,946	4,771	5,263	47.55	52.45
3	21	2017	3	8	10,029	7.22	96	138,946	4,752	5,277	47.38	52.62
5	25	2017	5	8	10,029	7.22	97	138,946	4,678	5,351	46.64	53.36
8	14	2017	2	17	10,028	7.22	98	138,946	5,494	4,534	54.79	45.21
8	10	2017	5	12	10,025	7.22	99	138,946	4,991	5,034	49.79	50.21
4	28	2017	6	15	10,024	7.21	100	138,946	5,215	4,809	52.03	47.97
1	26	2017	5	17	10,023	7.21	101	138,946	5,474	4,549	54.61	45.39
2	14	2017	3	8	10,023	7.21	102	138,946	4,957	5,066	49.46	50.54
3	29	2017	4	16	10,014	7.21	103	138,946	5,169	4,845	51.62	48.38
4	9	2017	1	17	10,012	7.21	104	138,946	5,315	4,697	53.09	46.91
4	12	2017	4	8	10,007	7.20	105	138,946	4,773	5,234	47.70	52.30
3	21	2017	3	17	10,006	7.20	106	138,946	5,388	4,618	53.85	46.15
10	26	2017	5	16	10,006	7.20	107	138,946	5,115	4,891	51.12	48.88
1	13	2017	6	16	10,004	7.20	108	138,946	4,694	5,310	46.92	53.08
3	3	2017	6	14	10,004	7.20	109	138,946	4,975	5,029	49.73	50.27
12	30	2017	7	13	10,004	7.20	110	138,946	5,044	4,960	50.42	49.58
2	15	2017	4	8	10,003	7.20	111	138,946	4,606	5,397	46.05	53.95
5	19	2017	6	8	10,003	7.20	112	138,946	4,783	5,220	47.82	52.18
2	1	2017	4	8	10,001	7.20	113	138,946	4,611	5,390	46.11	53.89
4	4	2017	3	16	10,001	7.20	114	138,946	5,224	4,777	52.23	47.77
8	3	2017	5	8	9,999	7.20	115	138,946	4,680	5,319	46.80	53.20
2	17	2017	6	14	9,997	7.19	116	138,946	5,010	4,987	50.12	49.88
5	19	2017	6	12	9,997	7.19	117	138,946	4,834	5,163	48.35	51.65
11	18	2017	7	13	9,996	7.19	118	138,946	4,976	5,020	49.78	50.22

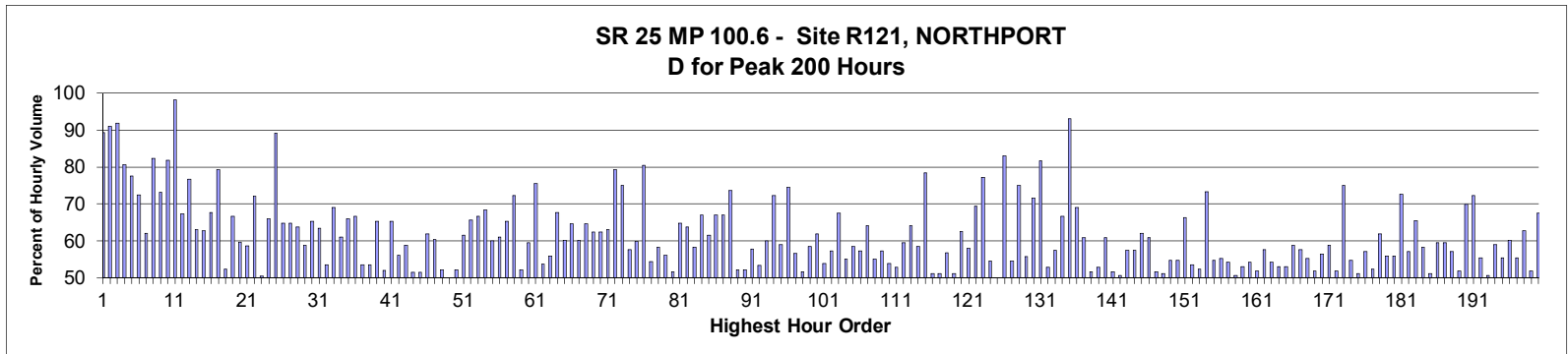
MO	DY	YR	DAY OF WK	HR	HR VOL	PERCENT OF AADT	HOUR NUMBER	AADT	NORTH VOLUME	SOUTH VOLUME	PERCENT NORTH IS OF TOTAL VOLUME	PERCENT SOUTH IS OF TOTAL VOLUME
8	17	2017	5	8	9,993	7.19	119	138,946	4,589	5,404	45.92	54.08
9	22	2017	6	15	9,993	7.19	120	138,946	5,262	4,731	52.66	47.34
1	24	2017	3	8	9,989	7.19	121	138,946	4,783	5,206	47.88	52.12
4	14	2017	6	12	9,988	7.19	122	138,946	4,944	5,044	49.50	50.50
3	1	2017	4	17	9,987	7.19	123	138,946	5,314	4,673	53.21	46.79
3	24	2017	6	14	9,986	7.19	124	138,946	5,012	4,974	50.19	49.81
5	1	2017	2	8	9,985	7.19	125	138,946	4,939	5,046	49.46	50.54
8	14	2017	2	15	9,983	7.18	126	138,946	5,110	4,873	51.19	48.81
6	6	2017	3	8	9,980	7.18	127	138,946	4,650	5,330	46.59	53.41
6	7	2017	4	17	9,974	7.18	128	138,946	5,333	4,641	53.47	46.53
6	21	2017	4	16	9,973	7.18	129	138,946	5,315	4,658	53.29	46.71
3	23	2017	5	17	9,972	7.18	130	138,946	5,339	4,633	53.54	46.46
7	3	2017	2	16	9,969	7.17	131	138,946	5,106	4,863	51.22	48.78
10	7	2017	7	13	9,965	7.17	132	138,946	4,944	5,021	49.61	50.39
5	13	2017	7	12	9,963	7.17	133	138,946	5,002	4,961	50.21	49.79
6	1	2017	5	16	9,963	7.17	134	138,946	5,072	4,891	50.91	49.09
2	24	2017	6	16	9,962	7.17	135	138,946	5,263	4,699	52.83	47.17
9	30	2017	7	12	9,962	7.17	136	138,946	5,032	4,930	50.51	49.49
3	31	2017	6	15	9,961	7.17	137	138,946	5,350	4,611	53.71	46.29
6	18	2017	1	13	9,958	7.17	138	138,946	5,242	4,716	52.64	47.36
2	23	2017	5	16	9,957	7.17	139	138,946	5,246	4,711	52.69	47.31
4	11	2017	3	8	9,957	7.17	140	138,946	4,555	5,402	45.75	54.25
5	24	2017	4	8	9,957	7.17	141	138,946	4,791	5,166	48.12	51.88
1	30	2017	2	17	9,955	7.16	142	138,946	5,371	4,584	53.95	46.05
2	17	2017	6	13	9,954	7.16	143	138,946	4,979	4,975	50.02	49.98
6	10	2017	7	13	9,954	7.16	144	138,946	5,140	4,814	51.64	48.36
2	11	2017	7	13	9,951	7.16	145	138,946	4,991	4,960	50.16	49.84
4	15	2017	7	13	9,950	7.16	146	138,946	5,130	4,820	51.56	48.44
7	13	2017	5	15	9,948	7.16	147	138,946	4,923	5,025	49.49	50.51
6	28	2017	4	16	9,946	7.16	148	138,946	5,265	4,681	52.94	47.06
3	3	2017	6	8	9,945	7.16	149	138,946	4,630	5,315	46.56	53.44
4	15	2017	7	12	9,945	7.16	150	138,946	5,017	4,928	50.45	49.55
2	2	2017	5	17	9,943	7.16	151	138,946	5,488	4,455	55.19	44.81
4	9	2017	1	13	9,942	7.16	152	138,946	4,964	4,978	49.93	50.07
4	13	2017	5	15	9,942	7.16	153	138,946	5,132	4,810	51.62	48.38
6	12	2017	2	16	9,941	7.15	154	138,946	5,173	4,768	52.04	47.96
6	12	2017	2	17	9,940	7.15	155	138,946	5,326	4,614	53.58	46.42
5	9	2017	3	8	9,938	7.15	156	138,946	4,800	5,138	48.30	51.70
7	11	2017	3	8	9,937	7.15	157	138,946	4,668	5,269	46.98	53.02
6	16	2017	6	14	9,936	7.15	158	138,946	5,286	4,650	53.20	46.80
3	22	2017	4	8	9,935	7.15	159	138,946	4,750	5,185	47.81	52.19
3	2	2017	5	8	9,934	7.15	160	138,946	4,795	5,139	48.27	51.73
7	3	2017	2	15	9,934	7.15	161	138,946	5,196	4,738	52.31	47.69
9	16	2017	7	13	9,933	7.15	162	138,946	5,170	4,763	52.05	47.95
11	25	2017	7	13	9,932	7.15	163	138,946	5,184	4,748	52.19	47.81
4	7	2017	6	14	9,930	7.15	164	138,946	5,123	4,807	51.59	48.41
6	22	2017	5	8	9,930	7.15	165	138,946	4,563	5,367	45.95	54.05
1	30	2017	2	8	9,929	7.15	166	138,946	4,823	5,106	48.57	51.43
5	18	2017	5	17	9,926	7.14	167	138,946	5,300	4,626	53.40	46.60
4	19	2017	4	16	9,924	7.14	168	138,946	5,081	4,843	51.20	48.80
5	17	2017	4	17	9,922	7.14	169	138,946	5,321	4,601	53.63	46.37



MO	DY	YR	DAY OF WK	HR	HR VOL	PERCENT OF AADT	HOUR NUMBER	AADT	NORTH VOLUME	SOUTH VOLUME	PERCENT NORTH IS OF TOTAL VOLUME	PERCENT SOUTH IS OF TOTAL VOLUME
12	6	2017	4	8	9,921	7.14	170	138,946	5,027	4,894	50.67	49.33
5	8	2017	2	17	9,917	7.14	171	138,946	5,166	4,751	52.09	47.91
5	1	2017	2	17	9,916	7.14	172	138,946	5,368	4,548	54.13	45.87
5	17	2017	4	16	9,915	7.14	173	138,946	5,091	4,824	51.35	48.65
3	25	2017	7	13	9,914	7.14	174	138,946	5,058	4,856	51.02	48.98
4	9	2017	1	15	9,913	7.13	175	138,946	5,040	4,873	50.84	49.16
2	22	2017	4	16	9,907	7.13	176	138,946	5,178	4,729	52.27	47.73
5	16	2017	3	18	9,906	7.13	177	138,946	5,500	4,406	55.52	44.48
11	15	2017	4	17	9,906	7.13	178	138,946	5,327	4,579	53.78	46.22
4	4	2017	3	17	9,902	7.13	179	138,946	5,574	4,328	56.29	43.71
8	14	2017	2	16	9,902	7.13	180	138,946	5,159	4,743	52.10	47.90
3	21	2017	3	16	9,899	7.12	181	138,946	5,204	4,695	52.57	47.43
12	16	2017	7	12	9,896	7.12	182	138,946	4,979	4,917	50.31	49.69
2	9	2017	5	16	9,895	7.12	183	138,946	5,103	4,792	51.57	48.43
6	19	2017	2	17	9,895	7.12	184	138,946	5,253	4,642	53.09	46.91
7	16	2017	1	13	9,893	7.12	185	138,946	5,077	4,816	51.32	48.68
9	14	2017	5	16	9,891	7.12	186	138,946	5,118	4,773	51.74	48.26
4	18	2017	3	17	9,889	7.12	187	138,946	5,373	4,516	54.33	45.67
5	30	2017	3	8	9,889	7.12	188	138,946	4,802	5,087	48.56	51.44
8	31	2017	5	15	9,889	7.12	189	138,946	5,083	4,806	51.40	48.60
1	26	2017	5	16	9,888	7.12	190	138,946	5,052	4,836	51.09	48.91
4	1	2017	7	15	9,888	7.12	191	138,946	4,894	4,994	49.49	50.51
11	7	2017	3	17	9,888	7.12	192	138,946	5,380	4,508	54.41	45.59
6	14	2017	4	8	9,883	7.11	193	138,946	4,443	5,440	44.96	55.04
9	22	2017	6	13	9,882	7.11	194	138,946	4,959	4,923	50.18	49.82
4	1	2017	7	16	9,881	7.11	195	138,946	4,987	4,894	50.47	49.53
4	16	2017	1	13	9,879	7.11	196	138,946	5,063	4,816	51.25	48.75
9	13	2017	4	8	9,877	7.11	197	138,946	4,821	5,056	48.81	51.19
6	28	2017	4	8	9,875	7.11	198	138,946	4,730	5,145	47.90	52.10
9	23	2017	7	12	9,875	7.11	199	138,946	5,185	4,690	52.51	47.49
6	24	2017	7	11	9,874	7.11	200	138,946	5,046	4,828	51.10	48.90



**AADT=** 836     
**K 30 FACTOR=** 12.08     
**K 100 FACTOR=** 10.65     
**K 200 FACTOR=** 9.93     
**D 30 FACTOR=** 65.35



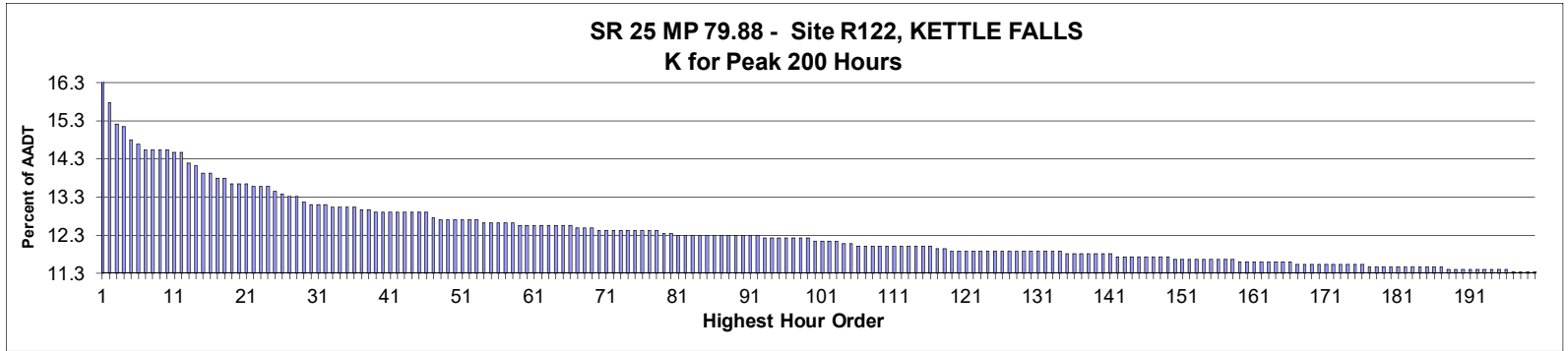
MO	DY	YR	DAY OF WK	HR	HR VOL	PERCENT OF AADT	HOUR NUMBER	AADT	NORTH VOLUME	SOUTH VOLUME	PERCENT NORTH IS OF TOTAL VOLUME	PERCENT SOUTH IS OF TOTAL VOLUME
3	13	2017	2	8	236	28.23	1	836	211	25	89.41	10.59
3	7	2017	3	18	189	22.61	2	836	172	17	91.01	8.99
5	14	2017	1	19	184	22.01	3	836	169	15	91.85	8.15
8	7	2017	2	19	170	20.33	4	836	33	137	19.41	80.59
10	14	2017	7	19	152	18.18	5	836	34	118	22.37	77.63
10	17	2017	3	15	131	15.67	6	836	36	95	27.48	72.52
8	14	2017	2	17	121	14.47	7	836	46	75	38.02	61.98
1	29	2017	1	18	119	14.23	8	836	98	21	82.35	17.65
8	14	2017	2	15	119	14.23	9	836	32	87	26.89	73.11
12	18	2017	2	8	116	13.88	10	836	21	95	18.10	81.90
3	19	2017	1	7	115	13.76	11	836	113	2	98.26	1.74
8	18	2017	6	13	113	13.52	12	836	37	76	32.74	67.26
8	13	2017	1	13	112	13.40	13	836	26	86	23.21	76.79
8	20	2017	1	15	111	13.28	14	836	70	41	63.06	36.94
10	7	2017	7	16	110	13.16	15	836	69	41	62.73	37.27
8	20	2017	1	13	108	12.92	16	836	35	73	32.41	67.59

MO	DY	YR	DAY OF WK	HR	HR VOL	PERCENT OF AADT	HOUR NUMBER	AADT	NORTH VOLUME	SOUTH VOLUME	PERCENT NORTH IS OF TOTAL VOLUME	PERCENT SOUTH IS OF TOTAL VOLUME
11	21	2017	3	8	106	12.68	17	836	22	84	20.75	79.25
9	1	2017	6	16	105	12.56	18	836	50	55	47.62	52.38
11	13	2017	2	16	105	12.56	19	836	70	35	66.67	33.33
8	14	2017	2	13	104	12.44	20	836	42	62	40.38	59.62
9	1	2017	6	15	104	12.44	21	836	61	43	58.65	41.35
10	9	2017	2	12	104	12.44	22	836	29	75	27.88	72.12
6	30	2017	6	15	103	12.32	23	836	51	52	49.51	50.49
6	30	2017	6	17	103	12.32	24	836	68	35	66.02	33.98
5	4	2017	5	21	102	12.20	25	836	91	11	89.22	10.78
8	14	2017	2	12	102	12.20	26	836	36	66	35.29	64.71
8	14	2017	2	16	102	12.20	27	836	36	66	35.29	64.71
8	19	2017	7	12	102	12.20	28	836	37	65	36.27	63.73
11	19	2017	1	14	102	12.20	29	836	60	42	58.82	41.18
8	13	2017	1	14	101	12.08	30	836	35	66	34.65	65.35
8	14	2017	2	14	101	12.08	31	836	37	64	36.63	63.37
8	20	2017	1	16	101	12.08	32	836	54	47	53.47	46.53
2	17	2017	6	17	100	11.96	33	836	69	31	69.00	31.00
8	18	2017	6	12	100	11.96	34	836	39	61	39.00	61.00
10	7	2017	7	11	100	11.96	35	836	34	66	34.00	66.00
9	3	2017	1	15	99	11.84	36	836	66	33	66.67	33.33
9	18	2017	2	17	99	11.84	37	836	46	53	46.46	53.54
9	28	2017	5	16	99	11.84	38	836	46	53	46.46	53.54
5	11	2017	5	15	98	11.72	39	836	64	34	65.31	34.69
7	7	2017	6	15	98	11.72	40	836	51	47	52.04	47.96
8	18	2017	6	11	98	11.72	41	836	34	64	34.69	65.31
8	20	2017	1	17	98	11.72	42	836	55	43	56.12	43.88
2	13	2017	2	16	97	11.60	43	836	57	40	58.76	41.24
8	15	2017	3	16	97	11.60	44	836	50	47	51.55	48.45
10	12	2017	5	15	97	11.60	45	836	50	47	51.55	48.45
10	27	2017	6	17	97	11.60	46	836	60	37	61.86	38.14
2	24	2017	6	16	96	11.48	47	836	58	38	60.42	39.58
7	3	2017	2	13	96	11.48	48	836	46	50	47.92	52.08
7	21	2017	6	14	96	11.48	49	836	48	48	50.00	50.00
8	13	2017	1	15	96	11.48	50	836	46	50	47.92	52.08
8	15	2017	3	11	96	11.48	51	836	37	59	38.54	61.46
8	15	2017	3	14	96	11.48	52	836	33	63	34.38	65.63
10	9	2017	2	13	96	11.48	53	836	32	64	33.33	66.67
1	30	2017	2	17	95	11.36	54	836	65	30	68.42	31.58
8	17	2017	5	13	95	11.36	55	836	38	57	40.00	60.00
11	14	2017	3	16	95	11.36	56	836	58	37	61.05	38.95
11	19	2017	1	16	95	11.36	57	836	33	62	34.74	65.26
1	25	2017	4	17	94	11.24	58	836	68	26	72.34	27.66
6	30	2017	6	13	94	11.24	59	836	49	45	52.13	47.87
8	7	2017	2	12	94	11.24	60	836	38	56	40.43	59.57
9	4	2017	2	13	94	11.24	61	836	23	71	24.47	75.53
6	30	2017	6	14	93	11.12	62	836	50	43	53.76	46.24
7	9	2017	1	14	93	11.12	63	836	41	52	44.09	55.91
7	28	2017	6	15	93	11.12	64	836	63	30	67.74	32.26
8	4	2017	6	14	93	11.12	65	836	56	37	60.22	39.78
8	15	2017	3	13	93	11.12	66	836	33	60	35.48	64.52
8	18	2017	6	17	93	11.12	67	836	56	37	60.22	39.78

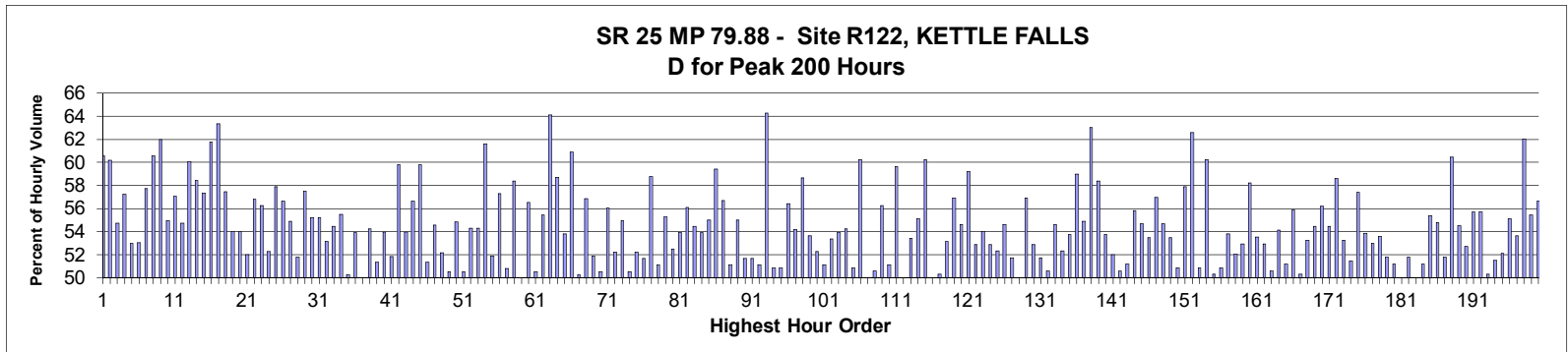
MO	DY	YR	DAY OF WK	HR	HR VOL	PERCENT OF AADT	HOUR NUMBER	AADT	NORTH VOLUME	SOUTH VOLUME	PERCENT NORTH IS OF TOTAL VOLUME	PERCENT SOUTH IS OF TOTAL VOLUME
8	22	2017	3	11	93	11.12	68	836	33	60	35.48	64.52
10	5	2017	5	16	93	11.12	69	836	35	58	37.63	62.37
10	15	2017	1	16	93	11.12	70	836	58	35	62.37	37.63
6	24	2017	7	15	92	11.00	71	836	58	34	63.04	36.96
8	7	2017	2	21	92	11.00	72	836	19	73	20.65	79.35
8	20	2017	1	11	92	11.00	73	836	23	69	25.00	75.00
9	25	2017	2	16	92	11.00	74	836	53	39	57.61	42.39
10	7	2017	7	13	92	11.00	75	836	37	55	40.22	59.78
11	11	2017	7	10	92	11.00	76	836	18	74	19.57	80.43
12	4	2017	2	16	92	11.00	77	836	50	42	54.35	45.65
6	16	2017	6	13	91	10.89	78	836	38	53	41.76	58.24
7	5	2017	4	15	91	10.89	79	836	51	40	56.04	43.96
7	11	2017	3	16	91	10.89	80	836	47	44	51.65	48.35
7	15	2017	7	16	91	10.89	81	836	59	32	64.84	35.16
8	16	2017	4	12	91	10.89	82	836	33	58	36.26	63.74
8	17	2017	5	14	91	10.89	83	836	38	53	41.76	58.24
8	19	2017	7	11	91	10.89	84	836	30	61	32.97	67.03
9	4	2017	2	10	91	10.89	85	836	56	35	61.54	38.46
10	6	2017	6	17	91	10.89	86	836	61	30	67.03	32.97
10	9	2017	2	15	91	10.89	87	836	61	30	67.03	32.97
11	8	2017	4	8	91	10.89	88	836	24	67	26.37	73.63
7	2	2017	1	15	90	10.77	89	836	43	47	47.78	52.22
7	21	2017	6	15	90	10.77	90	836	43	47	47.78	52.22
7	28	2017	6	12	90	10.77	91	836	38	52	42.22	57.78
8	3	2017	5	16	90	10.77	92	836	48	42	53.33	46.67
8	10	2017	5	16	90	10.77	93	836	54	36	60.00	40.00
8	19	2017	7	10	90	10.77	94	836	25	65	27.78	72.22
9	29	2017	6	16	90	10.77	95	836	53	37	58.89	41.11
10	9	2017	2	17	90	10.77	96	836	67	23	74.44	25.56
11	11	2017	7	13	90	10.77	97	836	39	51	43.33	56.67
3	31	2017	6	16	89	10.65	98	836	46	43	51.69	48.31
6	2	2017	6	16	89	10.65	99	836	37	52	41.57	58.43
6	30	2017	6	12	89	10.65	100	836	34	55	38.20	61.80
6	30	2017	6	16	89	10.65	101	836	48	41	53.93	46.07
7	5	2017	4	13	89	10.65	102	836	38	51	42.70	57.30
7	14	2017	6	16	89	10.65	103	836	60	29	67.42	32.58
7	15	2017	7	14	89	10.65	104	836	49	40	55.06	44.94
7	18	2017	3	13	89	10.65	105	836	37	52	41.57	58.43
8	15	2017	3	15	89	10.65	106	836	38	51	42.70	57.30
8	20	2017	1	12	89	10.65	107	836	32	57	35.96	64.04
8	22	2017	3	13	89	10.65	108	836	40	49	44.94	55.06
9	1	2017	6	11	89	10.65	109	836	38	51	42.70	57.30
9	1	2017	6	17	89	10.65	110	836	48	41	53.93	46.07
9	22	2017	6	16	89	10.65	111	836	42	47	47.19	52.81
10	6	2017	6	16	89	10.65	112	836	53	36	59.55	40.45
11	11	2017	7	11	89	10.65	113	836	32	57	35.96	64.04
12	8	2017	6	15	89	10.65	114	836	52	37	58.43	41.57
5	14	2017	1	17	88	10.53	115	836	69	19	78.41	21.59
6	14	2017	4	18	88	10.53	116	836	45	43	51.14	48.86
7	7	2017	6	16	88	10.53	117	836	43	45	48.86	51.14
7	13	2017	5	14	88	10.53	118	836	50	38	56.82	43.18

MO	DY	YR	DAY OF WK	HR	HR VOL	PERCENT OF AADT	HOUR NUMBER	AADT	NORTH VOLUME	SOUTH VOLUME	PERCENT NORTH IS OF TOTAL VOLUME	PERCENT SOUTH IS OF TOTAL VOLUME
7	13	2017	5	16	88	10.53	119	836	45	43	51.14	48.86
8	3	2017	5	12	88	10.53	120	836	33	55	37.50	62.50
8	4	2017	6	17	88	10.53	121	836	51	37	57.95	42.05
8	12	2017	7	17	88	10.53	122	836	61	27	69.32	30.68
8	13	2017	1	11	88	10.53	123	836	20	68	22.73	77.27
8	14	2017	2	18	88	10.53	124	836	48	40	54.55	45.45
8	20	2017	1	14	88	10.53	125	836	44	44	50.00	50.00
9	4	2017	2	12	88	10.53	126	836	15	73	17.05	82.95
9	7	2017	5	13	88	10.53	127	836	40	48	45.45	54.55
9	13	2017	4	9	88	10.53	128	836	66	22	75.00	25.00
9	30	2017	7	16	88	10.53	129	836	49	39	55.68	44.32
11	13	2017	2	15	88	10.53	130	836	63	25	71.59	28.41
5	8	2017	2	7	87	10.41	131	836	71	16	81.61	18.39
5	19	2017	6	16	87	10.41	132	836	46	41	52.87	47.13
6	8	2017	5	16	87	10.41	133	836	50	37	57.47	42.53
7	3	2017	2	12	87	10.41	134	836	29	58	33.33	66.67
7	4	2017	3	23	87	10.41	135	836	6	81	6.90	93.10
7	5	2017	4	11	87	10.41	136	836	27	60	31.03	68.97
8	10	2017	5	14	87	10.41	137	836	34	53	39.08	60.92
8	13	2017	1	16	87	10.41	138	836	42	45	48.28	51.72
8	18	2017	6	15	87	10.41	139	836	46	41	52.87	47.13
8	25	2017	6	17	87	10.41	140	836	53	34	60.92	39.08
8	28	2017	2	14	87	10.41	141	836	42	45	48.28	51.72
9	26	2017	3	17	87	10.41	142	836	44	43	50.57	49.43
9	29	2017	6	13	87	10.41	143	836	37	50	42.53	57.47
10	16	2017	2	17	87	10.41	144	836	50	37	57.47	42.53
11	12	2017	1	15	87	10.41	145	836	54	33	62.07	37.93
11	13	2017	2	17	87	10.41	146	836	53	34	60.92	39.08
12	8	2017	6	16	87	10.41	147	836	45	42	51.72	48.28
4	27	2017	5	16	86	10.29	148	836	44	42	51.16	48.84
5	22	2017	2	15	86	10.29	149	836	39	47	45.35	54.65
5	22	2017	2	16	86	10.29	150	836	47	39	54.65	45.35
8	13	2017	1	18	86	10.29	151	836	29	57	33.72	66.28
8	17	2017	5	16	86	10.29	152	836	46	40	53.49	46.51
9	13	2017	4	17	86	10.29	153	836	45	41	52.33	47.67
10	9	2017	2	16	86	10.29	154	836	63	23	73.26	26.74
11	21	2017	3	17	86	10.29	155	836	47	39	54.65	45.35
1	25	2017	4	16	85	10.17	156	836	38	47	44.71	55.29
1	27	2017	6	16	85	10.17	157	836	46	39	54.12	45.88
1	29	2017	1	17	85	10.17	158	836	42	43	49.41	50.59
8	1	2017	3	14	85	10.17	159	836	40	45	47.06	52.94
8	3	2017	5	14	85	10.17	160	836	46	39	54.12	45.88
8	4	2017	6	13	85	10.17	161	836	44	41	51.76	48.24
8	13	2017	1	17	85	10.17	162	836	49	36	57.65	42.35
8	15	2017	3	17	85	10.17	163	836	39	46	45.88	54.12
8	16	2017	4	15	85	10.17	164	836	40	45	47.06	52.94
8	17	2017	5	17	85	10.17	165	836	40	45	47.06	52.94
8	18	2017	6	14	85	10.17	166	836	35	50	41.18	58.82
8	24	2017	5	15	85	10.17	167	836	49	36	57.65	42.35
9	18	2017	2	13	85	10.17	168	836	38	47	44.71	55.29
9	22	2017	6	17	85	10.17	169	836	41	44	48.24	51.76

MO	DY	YR	DAY OF WK	HR	HR VOL	PERCENT OF AADT	HOUR NUMBER	AADT	NORTH VOLUME	SOUTH VOLUME	PERCENT NORTH IS OF TOTAL VOLUME	PERCENT SOUTH IS OF TOTAL VOLUME
10	5	2017	5	17	85	10.17	170	836	48	37	56.47	43.53
10	7	2017	7	15	85	10.17	171	836	50	35	58.82	41.18
11	16	2017	5	16	85	10.17	172	836	41	44	48.24	51.76
2	17	2017	6	18	84	10.05	173	836	63	21	75.00	25.00
4	17	2017	2	16	84	10.05	174	836	46	38	54.76	45.24
5	11	2017	5	16	84	10.05	175	836	43	41	51.19	48.81
6	9	2017	6	14	84	10.05	176	836	36	48	42.86	57.14
7	1	2017	7	12	84	10.05	177	836	44	40	52.38	47.62
7	1	2017	7	15	84	10.05	178	836	52	32	61.90	38.10
7	7	2017	6	13	84	10.05	179	836	37	47	44.05	55.95
7	14	2017	6	15	84	10.05	180	836	47	37	55.95	44.05
8	12	2017	7	16	84	10.05	181	836	61	23	72.62	27.38
8	24	2017	5	16	84	10.05	182	836	36	48	42.86	57.14
9	22	2017	6	12	84	10.05	183	836	29	55	34.52	65.48
9	29	2017	6	14	84	10.05	184	836	35	49	41.67	58.33
10	3	2017	3	17	84	10.05	185	836	43	41	51.19	48.81
10	14	2017	7	12	84	10.05	186	836	34	50	40.48	59.52
11	20	2017	2	17	84	10.05	187	836	50	34	59.52	40.48
12	18	2017	2	15	84	10.05	188	836	48	36	57.14	42.86
1	23	2017	2	16	83	9.93	189	836	43	40	51.81	48.19
5	13	2017	7	17	83	9.93	190	836	58	25	69.88	30.12
5	14	2017	1	12	83	9.93	191	836	60	23	72.29	27.71
5	17	2017	4	16	83	9.93	192	836	37	46	44.58	55.42
5	19	2017	6	15	83	9.93	193	836	41	42	49.40	50.60
6	8	2017	5	17	83	9.93	194	836	49	34	59.04	40.96
7	1	2017	7	13	83	9.93	195	836	46	37	55.42	44.58
7	3	2017	2	17	83	9.93	196	836	50	33	60.24	39.76
7	9	2017	1	17	83	9.93	197	836	46	37	55.42	44.58
7	14	2017	6	13	83	9.93	198	836	31	52	37.35	62.65
7	21	2017	6	16	83	9.93	199	836	43	40	51.81	48.19
8	9	2017	4	12	83	9.93	200	836	27	56	32.53	67.47



**AADT= 1,465      K 30 FACTOR= 13.11      K 100 FACTOR= 12.15      K 200 FACTOR= 11.33      D 30 FACTOR= 55.21**



MO	DY	YR	DAY OF WK	HR	HR VOL	PERCENT OF AADT	HOUR NUMBER	AADT	NORTH VOLUME	SOUTH VOLUME	PERCENT NORTH IS OF TOTAL VOLUME	PERCENT SOUTH IS OF TOTAL VOLUME
8	5	2017	7	12	246	16.79	1	1,465	97	149	39.43	60.57
7	1	2017	7	15	231	15.77	2	1,465	92	139	39.83	60.17
8	5	2017	7	13	223	15.22	3	1,465	122	101	54.71	45.29
5	27	2017	7	14	222	15.15	4	1,465	95	127	42.79	57.21
8	5	2017	7	14	217	14.81	5	1,465	102	115	47.00	53.00
7	1	2017	7	16	215	14.68	6	1,465	101	114	46.98	53.02
7	2	2017	1	15	213	14.54	7	1,465	90	123	42.25	57.75
7	8	2017	7	12	213	14.54	8	1,465	84	129	39.44	60.56
8	5	2017	7	11	213	14.54	9	1,465	81	132	38.03	61.97
8	19	2017	7	15	213	14.54	10	1,465	96	117	45.07	54.93
7	1	2017	7	13	212	14.47	11	1,465	91	121	42.92	57.08
7	22	2017	7	13	212	14.47	12	1,465	96	116	45.28	54.72
7	8	2017	7	15	208	14.20	13	1,465	83	125	39.90	60.10
7	29	2017	7	13	207	14.13	14	1,465	86	121	41.55	58.45
7	1	2017	7	14	204	13.92	15	1,465	87	117	42.65	57.35
7	2	2017	1	14	204	13.92	16	1,465	78	126	38.24	61.76

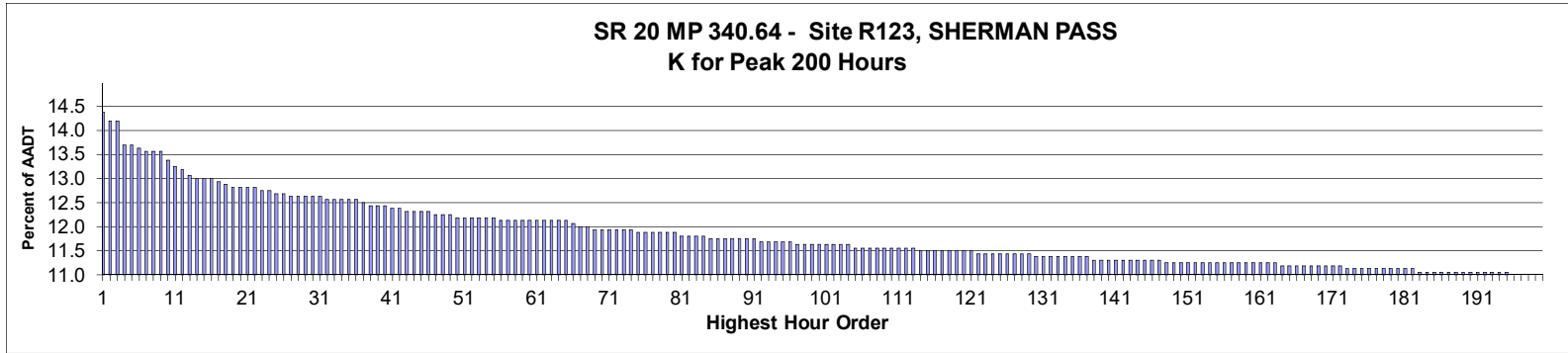
MO	DY	YR	DAY OF WK	HR	HR VOL	PERCENT OF AADT	HOUR NUMBER	AADT	NORTH VOLUME	SOUTH VOLUME	PERCENT NORTH IS OF TOTAL VOLUME	PERCENT SOUTH IS OF TOTAL VOLUME
7	22	2017	7	15	202	13.79	17	1,465	74	128	36.63	63.37
8	19	2017	7	12	202	13.79	18	1,465	86	116	42.57	57.43
6	24	2017	7	14	200	13.65	19	1,465	92	108	46.00	54.00
7	5	2017	4	12	200	13.65	20	1,465	108	92	54.00	46.00
9	2	2017	7	12	200	13.65	21	1,465	96	104	48.00	52.00
7	8	2017	7	16	199	13.58	22	1,465	86	113	43.22	56.78
7	29	2017	7	15	199	13.58	23	1,465	87	112	43.72	56.28
9	1	2017	6	15	199	13.58	24	1,465	95	104	47.74	52.26
7	15	2017	7	13	197	13.45	25	1,465	83	114	42.13	57.87
7	29	2017	7	14	196	13.38	26	1,465	85	111	43.37	56.63
7	8	2017	7	14	195	13.31	27	1,465	88	107	45.13	54.87
7	15	2017	7	14	195	13.31	28	1,465	94	101	48.21	51.79
7	14	2017	6	14	193	13.17	29	1,465	82	111	42.49	57.51
6	1	2017	5	16	192	13.11	30	1,465	86	106	44.79	55.21
7	2	2017	1	16	192	13.11	31	1,465	86	106	44.79	55.21
8	5	2017	7	15	192	13.11	32	1,465	90	102	46.88	53.13
5	26	2017	6	16	191	13.04	33	1,465	87	104	45.55	54.45
6	24	2017	7	12	191	13.04	34	1,465	85	106	44.50	55.50
6	25	2017	1	16	191	13.04	35	1,465	96	95	50.26	49.74
8	5	2017	7	16	191	13.04	36	1,465	88	103	46.07	53.93
6	24	2017	7	16	190	12.97	37	1,465	95	95	50.00	50.00
8	9	2017	4	13	190	12.97	38	1,465	87	103	45.79	54.21
6	9	2017	6	16	189	12.90	39	1,465	92	97	48.68	51.32
7	3	2017	2	16	189	12.90	40	1,465	87	102	46.03	53.97
7	6	2017	5	16	189	12.90	41	1,465	91	98	48.15	51.85
7	8	2017	7	13	189	12.90	42	1,465	76	113	40.21	59.79
7	15	2017	7	15	189	12.90	43	1,465	87	102	46.03	53.97
7	25	2017	3	15	189	12.90	44	1,465	82	107	43.39	56.61
7	26	2017	4	15	189	12.90	45	1,465	76	113	40.21	59.79
8	2	2017	4	14	189	12.90	46	1,465	97	92	51.32	48.68
7	29	2017	7	16	187	12.76	47	1,465	102	85	54.55	45.45
5	27	2017	7	13	186	12.70	48	1,465	89	97	47.85	52.15
6	24	2017	7	15	186	12.70	49	1,465	94	92	50.54	49.46
7	8	2017	7	11	186	12.70	50	1,465	84	102	45.16	54.84
8	19	2017	7	11	186	12.70	51	1,465	94	92	50.54	49.46
8	19	2017	7	16	186	12.70	52	1,465	85	101	45.70	54.30
9	2	2017	7	13	186	12.70	53	1,465	85	101	45.70	54.30
6	25	2017	1	18	185	12.63	54	1,465	114	71	61.62	38.38
6	30	2017	6	13	185	12.63	55	1,465	89	96	48.11	51.89
7	21	2017	6	17	185	12.63	56	1,465	79	106	42.70	57.30
8	4	2017	6	13	185	12.63	57	1,465	91	94	49.19	50.81
8	12	2017	7	12	185	12.63	58	1,465	77	108	41.62	58.38
5	30	2017	3	15	184	12.56	59	1,465	92	92	50.00	50.00
6	7	2017	4	16	184	12.56	60	1,465	80	104	43.48	56.52
6	10	2017	7	12	184	12.56	61	1,465	93	91	50.54	49.46
7	2	2017	1	18	184	12.56	62	1,465	102	82	55.43	44.57
7	4	2017	3	14	184	12.56	63	1,465	66	118	35.87	64.13
7	25	2017	3	14	184	12.56	64	1,465	76	108	41.30	58.70
8	4	2017	6	14	184	12.56	65	1,465	85	99	46.20	53.80
8	12	2017	7	16	184	12.56	66	1,465	72	112	39.13	60.87
6	2	2017	6	16	183	12.49	67	1,465	92	91	50.27	49.73



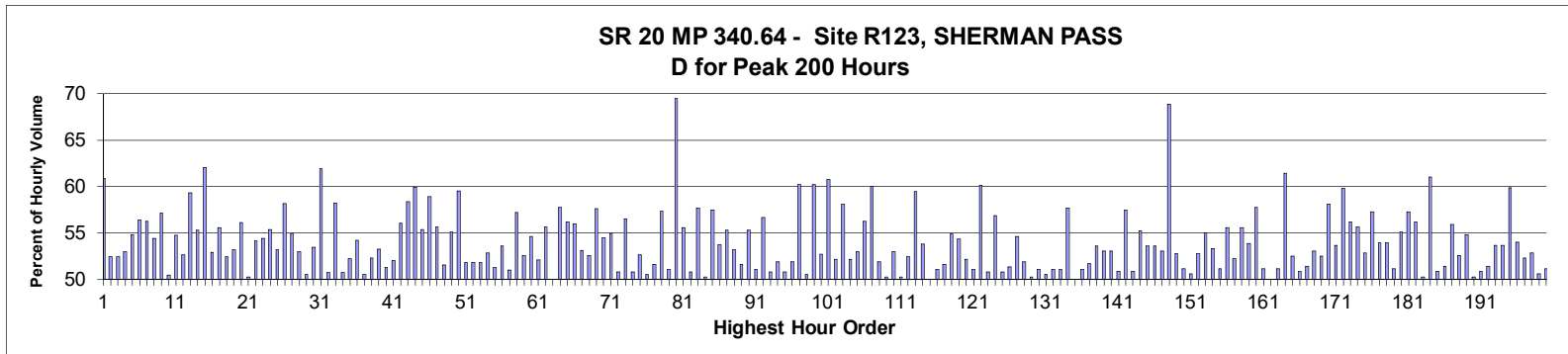
MO	DY	YR	DAY OF WK	HR	HR VOL	PERCENT OF AADT	HOUR NUMBER	AADT	NORTH VOLUME	SOUTH VOLUME	PERCENT NORTH IS OF TOTAL VOLUME	PERCENT SOUTH IS OF TOTAL VOLUME
6	23	2017	6	16	183	12.49	68	1,465	79	104	43.17	56.83
7	2	2017	1	17	183	12.49	69	1,465	88	95	48.09	51.91
5	20	2017	7	16	182	12.42	70	1,465	92	90	50.55	49.45
7	5	2017	4	13	182	12.42	71	1,465	80	102	43.96	56.04
7	6	2017	5	13	182	12.42	72	1,465	87	95	47.80	52.20
7	11	2017	3	16	182	12.42	73	1,465	82	100	45.05	54.95
7	21	2017	6	16	182	12.42	74	1,465	90	92	49.45	50.55
7	22	2017	7	12	182	12.42	75	1,465	87	95	47.80	52.20
7	29	2017	7	12	182	12.42	76	1,465	94	88	51.65	48.35
8	15	2017	3	15	182	12.42	77	1,465	75	107	41.21	58.79
9	16	2017	7	12	182	12.42	78	1,465	93	89	51.10	48.90
4	21	2017	6	13	181	12.35	79	1,465	81	100	44.75	55.25
7	6	2017	5	11	181	12.35	80	1,465	86	95	47.51	52.49
6	17	2017	7	12	180	12.29	81	1,465	97	83	53.89	46.11
6	22	2017	5	14	180	12.29	82	1,465	79	101	43.89	56.11
7	5	2017	4	14	180	12.29	83	1,465	82	98	45.56	54.44
7	5	2017	4	15	180	12.29	84	1,465	83	97	46.11	53.89
7	6	2017	5	18	180	12.29	85	1,465	81	99	45.00	55.00
7	7	2017	6	13	180	12.29	86	1,465	73	107	40.56	59.44
7	7	2017	6	15	180	12.29	87	1,465	78	102	43.33	56.67
7	8	2017	7	17	180	12.29	88	1,465	92	88	51.11	48.89
7	11	2017	3	14	180	12.29	89	1,465	81	99	45.00	55.00
8	12	2017	7	13	180	12.29	90	1,465	93	87	51.67	48.33
8	16	2017	4	15	180	12.29	91	1,465	87	93	48.33	51.67
8	18	2017	6	14	180	12.29	92	1,465	88	92	48.89	51.11
4	19	2017	4	16	179	12.22	93	1,465	64	115	35.75	64.25
7	7	2017	6	16	179	12.22	94	1,465	88	91	49.16	50.84
7	14	2017	6	16	179	12.22	95	1,465	88	91	49.16	50.84
7	22	2017	7	14	179	12.22	96	1,465	78	101	43.58	56.42
7	28	2017	6	16	179	12.22	97	1,465	82	97	45.81	54.19
8	8	2017	3	16	179	12.22	98	1,465	74	105	41.34	58.66
8	10	2017	5	13	179	12.22	99	1,465	83	96	46.37	53.63
7	15	2017	7	12	178	12.15	100	1,465	93	85	52.25	47.75
7	22	2017	7	11	178	12.15	101	1,465	91	87	51.12	48.88
7	22	2017	7	16	178	12.15	102	1,465	83	95	46.63	53.37
7	26	2017	4	16	178	12.15	103	1,465	96	82	53.93	46.07
7	28	2017	6	13	177	12.08	104	1,465	81	96	45.76	54.24
8	12	2017	7	14	177	12.08	105	1,465	87	90	49.15	50.85
5	30	2017	3	14	176	12.01	106	1,465	70	106	39.77	60.23
6	23	2017	6	15	176	12.01	107	1,465	88	88	50.00	50.00
7	1	2017	7	12	176	12.01	108	1,465	89	87	50.57	49.43
7	13	2017	5	14	176	12.01	109	1,465	77	99	43.75	56.25
7	18	2017	3	13	176	12.01	110	1,465	86	90	48.86	51.14
7	25	2017	3	16	176	12.01	111	1,465	71	105	40.34	59.66
7	28	2017	6	15	176	12.01	112	1,465	88	88	50.00	50.00
7	28	2017	6	17	176	12.01	113	1,465	82	94	46.59	53.41
8	5	2017	7	17	176	12.01	114	1,465	97	79	55.11	44.89
8	12	2017	7	15	176	12.01	115	1,465	70	106	39.77	60.23
9	16	2017	7	13	176	12.01	116	1,465	88	88	50.00	50.00
5	26	2017	6	13	175	11.95	117	1,465	87	88	49.71	50.29
5	27	2017	7	11	175	11.95	118	1,465	93	82	53.14	46.86

MO	DY	YR	DAY OF WK	HR	HR VOL	PERCENT OF AADT	HOUR NUMBER	AADT	NORTH VOLUME	SOUTH VOLUME	PERCENT NORTH IS OF TOTAL VOLUME	PERCENT SOUTH IS OF TOTAL VOLUME
4	29	2017	7	14	174	11.88	119	1,465	75	99	43.10	56.90
6	7	2017	4	15	174	11.88	120	1,465	79	95	45.40	54.60
6	30	2017	6	16	174	11.88	121	1,465	71	103	40.80	59.20
6	30	2017	6	17	174	11.88	122	1,465	82	92	47.13	52.87
7	1	2017	7	18	174	11.88	123	1,465	94	80	54.02	45.98
7	6	2017	5	15	174	11.88	124	1,465	82	92	47.13	52.87
7	6	2017	5	17	174	11.88	125	1,465	83	91	47.70	52.30
7	11	2017	3	11	174	11.88	126	1,465	95	79	54.60	45.40
7	12	2017	4	13	174	11.88	127	1,465	84	90	48.28	51.72
7	22	2017	7	17	174	11.88	128	1,465	87	87	50.00	50.00
7	29	2017	7	11	174	11.88	129	1,465	75	99	43.10	56.90
8	1	2017	3	12	174	11.88	130	1,465	92	82	52.87	47.13
8	4	2017	6	12	174	11.88	131	1,465	84	90	48.28	51.72
8	9	2017	4	12	174	11.88	132	1,465	88	86	50.57	49.43
9	16	2017	7	14	174	11.88	133	1,465	95	79	54.60	45.40
9	16	2017	7	16	174	11.88	134	1,465	83	91	47.70	52.30
4	19	2017	4	15	173	11.81	135	1,465	80	93	46.24	53.76
6	21	2017	4	16	173	11.81	136	1,465	71	102	41.04	58.96
7	1	2017	7	17	173	11.81	137	1,465	95	78	54.91	45.09
7	3	2017	2	14	173	11.81	138	1,465	64	109	36.99	63.01
7	9	2017	1	14	173	11.81	139	1,465	72	101	41.62	58.38
8	23	2017	4	15	173	11.81	140	1,465	80	93	46.24	53.76
9	1	2017	6	13	173	11.81	141	1,465	90	83	52.02	47.98
4	22	2017	7	15	172	11.74	142	1,465	85	87	49.42	50.58
6	3	2017	7	13	172	11.74	143	1,465	84	88	48.84	51.16
6	3	2017	7	14	172	11.74	144	1,465	76	96	44.19	55.81
6	17	2017	7	11	172	11.74	145	1,465	94	78	54.65	45.35
7	13	2017	5	13	172	11.74	146	1,465	80	92	46.51	53.49
7	14	2017	6	12	172	11.74	147	1,465	98	74	56.98	43.02
7	27	2017	5	14	172	11.74	148	1,465	78	94	45.35	54.65
8	9	2017	4	15	172	11.74	149	1,465	80	92	46.51	53.49
5	13	2017	7	13	171	11.67	150	1,465	84	87	49.12	50.88
6	10	2017	7	14	171	11.67	151	1,465	72	99	42.11	57.89
7	2	2017	1	13	171	11.67	152	1,465	64	107	37.43	62.57
7	3	2017	2	17	171	11.67	153	1,465	84	87	49.12	50.88
7	6	2017	5	14	171	11.67	154	1,465	68	103	39.77	60.23
8	1	2017	3	13	171	11.67	155	1,465	86	85	50.29	49.71
8	19	2017	7	14	171	11.67	156	1,465	87	84	50.88	49.12
8	26	2017	7	14	171	11.67	157	1,465	79	92	46.20	53.80
10	21	2017	7	12	171	11.67	158	1,465	89	82	52.05	47.95
3	31	2017	6	13	170	11.60	159	1,465	80	90	47.06	52.94
5	31	2017	4	17	170	11.60	160	1,465	71	99	41.76	58.24
6	17	2017	7	13	170	11.60	161	1,465	91	79	53.53	46.47
6	20	2017	3	17	170	11.60	162	1,465	80	90	47.06	52.94
6	24	2017	7	13	170	11.60	163	1,465	86	84	50.59	49.41
7	21	2017	6	14	170	11.60	164	1,465	78	92	45.88	54.12
8	15	2017	3	12	170	11.60	165	1,465	87	83	51.18	48.82
8	25	2017	6	14	170	11.60	166	1,465	75	95	44.12	55.88
5	4	2017	5	16	169	11.54	167	1,465	84	85	49.70	50.30
5	9	2017	3	12	169	11.54	168	1,465	90	79	53.25	46.75
6	13	2017	3	13	169	11.54	169	1,465	77	92	45.56	54.44

MO	DY	YR	DAY OF WK	HR	HR VOL	PERCENT OF AADT	HOUR NUMBER	AADT	NORTH VOLUME	SOUTH VOLUME	PERCENT NORTH IS OF TOTAL VOLUME	PERCENT SOUTH IS OF TOTAL VOLUME
6	21	2017	4	14	169	11.54	170	1,465	74	95	43.79	56.21
6	30	2017	6	14	169	11.54	171	1,465	77	92	45.56	54.44
7	19	2017	4	16	169	11.54	172	1,465	70	99	41.42	58.58
7	26	2017	4	13	169	11.54	173	1,465	79	90	46.75	53.25
8	9	2017	4	14	169	11.54	174	1,465	82	87	48.52	51.48
8	15	2017	3	16	169	11.54	175	1,465	72	97	42.60	57.40
9	9	2017	7	13	169	11.54	176	1,465	91	78	53.85	46.15
4	29	2017	7	15	168	11.47	177	1,465	79	89	47.02	52.98
5	27	2017	7	15	168	11.47	178	1,465	78	90	46.43	53.57
6	16	2017	6	15	168	11.47	179	1,465	81	87	48.21	51.79
6	20	2017	3	14	168	11.47	180	1,465	82	86	48.81	51.19
7	6	2017	5	12	168	11.47	181	1,465	84	84	50.00	50.00
7	7	2017	6	12	168	11.47	182	1,465	87	81	51.79	48.21
7	19	2017	4	13	168	11.47	183	1,465	84	84	50.00	50.00
7	27	2017	5	16	168	11.47	184	1,465	82	86	48.81	51.19
8	11	2017	6	14	168	11.47	185	1,465	75	93	44.64	55.36
9	1	2017	6	16	168	11.47	186	1,465	76	92	45.24	54.76
9	5	2017	3	16	168	11.47	187	1,465	81	87	48.21	51.79
6	3	2017	7	11	167	11.40	188	1,465	101	66	60.48	39.52
6	3	2017	7	15	167	11.40	189	1,465	76	91	45.51	54.49
6	30	2017	6	12	167	11.40	190	1,465	88	79	52.69	47.31
7	12	2017	4	11	167	11.40	191	1,465	93	74	55.69	44.31
7	15	2017	7	16	167	11.40	192	1,465	74	93	44.31	55.69
8	8	2017	3	12	167	11.40	193	1,465	84	83	50.30	49.70
8	8	2017	3	15	167	11.40	194	1,465	86	81	51.50	48.50
8	9	2017	4	16	167	11.40	195	1,465	80	87	47.90	52.10
8	17	2017	5	13	167	11.40	196	1,465	75	92	44.91	55.09
4	15	2017	7	12	166	11.33	197	1,465	89	77	53.61	46.39
5	3	2017	4	16	166	11.33	198	1,465	63	103	37.95	62.05
5	26	2017	6	17	166	11.33	199	1,465	74	92	44.58	55.42
5	27	2017	7	12	166	11.33	200	1,465	94	72	56.63	43.37



**AADT= 1,597      K 30 FACTOR= 12.65      K 100 FACTOR= 11.65      K 200 FACTOR= 11.02      D 30 FACTOR= 53.47**



MO	DY	YR	DAY OF WK	HR	HR VOL	PERCENT OF AADT	HOUR NUMBER	AADT	EAST VOLUME	WEST VOLUME	PERCENT EAST IS OF TOTAL VOLUME	PERCENT WEST IS OF TOTAL VOLUME
5	26	2017	6	16	230	14.40	1	1,597	90	140	39.13	60.87
9	1	2017	6	11	227	14.21	2	1,597	108	119	47.58	52.42
9	1	2017	6	14	227	14.21	3	1,597	108	119	47.58	52.42
7	21	2017	6	14	219	13.71	4	1,597	103	116	47.03	52.97
10	20	2017	6	17	219	13.71	5	1,597	99	120	45.21	54.79
9	4	2017	2	13	218	13.65	6	1,597	123	95	56.42	43.58
7	20	2017	5	16	217	13.59	7	1,597	95	122	43.78	56.22
9	1	2017	6	15	217	13.59	8	1,597	99	118	45.62	54.38
9	15	2017	6	15	217	13.59	9	1,597	124	93	57.14	42.86
7	28	2017	6	13	214	13.40	10	1,597	106	108	49.53	50.47
10	20	2017	6	16	212	13.27	11	1,597	96	116	45.28	54.72
7	9	2017	1	13	211	13.21	12	1,597	111	100	52.61	47.39
9	29	2017	6	15	209	13.09	13	1,597	124	85	59.33	40.67
5	26	2017	6	17	208	13.02	14	1,597	93	115	44.71	55.29
7	15	2017	7	13	208	13.02	15	1,597	79	129	37.98	62.02
9	5	2017	3	13	208	13.02	16	1,597	110	98	52.88	47.12

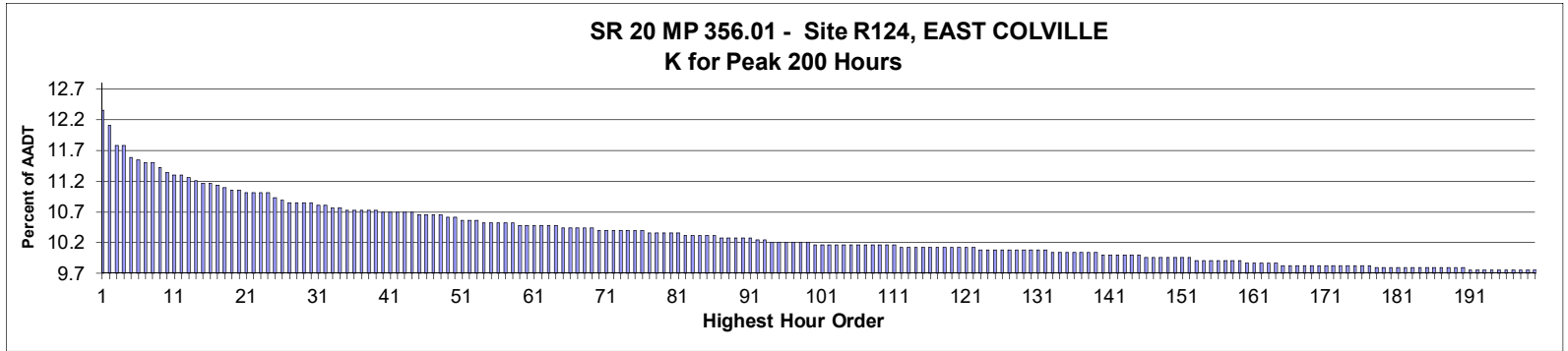
MO	DY	YR	DAY OF WK	HR	HR VOL	PERCENT OF AADT	HOUR NUMBER	AADT	EAST VOLUME	WEST VOLUME	PERCENT IS OF TOTAL VOLUME	PERCENT WEST IS OF TOTAL VOLUME
10	6	2017	6	15	207	12.96	17	1,597	115	92	55.56	44.44
7	16	2017	1	14	206	12.90	18	1,597	108	98	52.43	47.57
7	18	2017	3	17	205	12.84	19	1,597	109	96	53.17	46.83
8	4	2017	6	17	205	12.84	20	1,597	90	115	43.90	56.10
9	26	2017	3	15	205	12.84	21	1,597	102	103	49.76	50.24
10	13	2017	6	16	205	12.84	22	1,597	94	111	45.85	54.15
7	1	2017	7	13	204	12.77	23	1,597	93	111	45.59	54.41
10	13	2017	6	13	204	12.77	24	1,597	91	113	44.61	55.39
7	5	2017	4	12	203	12.71	25	1,597	108	95	53.20	46.80
7	16	2017	1	13	203	12.71	26	1,597	118	85	58.13	41.87
7	20	2017	5	17	202	12.65	27	1,597	91	111	45.05	54.95
7	21	2017	6	16	202	12.65	28	1,597	95	107	47.03	52.97
7	22	2017	7	15	202	12.65	29	1,597	100	102	49.50	50.50
9	1	2017	6	13	202	12.65	30	1,597	108	94	53.47	46.53
9	1	2017	6	17	202	12.65	31	1,597	77	125	38.12	61.88
6	30	2017	6	12	201	12.59	32	1,597	99	102	49.25	50.75
7	14	2017	6	16	201	12.59	33	1,597	84	117	41.79	58.21
7	16	2017	1	11	201	12.59	34	1,597	102	99	50.75	49.25
7	21	2017	6	17	201	12.59	35	1,597	96	105	47.76	52.24
10	20	2017	6	13	201	12.59	36	1,597	92	109	45.77	54.23
7	13	2017	5	15	200	12.52	37	1,597	101	99	50.50	49.50
7	20	2017	5	14	199	12.46	38	1,597	95	104	47.74	52.26
8	10	2017	5	14	199	12.46	39	1,597	106	93	53.27	46.73
10	13	2017	6	15	199	12.46	40	1,597	102	97	51.26	48.74
5	29	2017	2	13	198	12.40	41	1,597	103	95	52.02	47.98
7	23	2017	1	13	198	12.40	42	1,597	111	87	56.06	43.94
7	23	2017	1	14	197	12.34	43	1,597	115	82	58.38	41.62
9	1	2017	6	16	197	12.34	44	1,597	79	118	40.10	59.90
10	5	2017	5	14	197	12.34	45	1,597	109	88	55.33	44.67
10	20	2017	6	15	197	12.34	46	1,597	81	116	41.12	58.88
7	15	2017	7	12	196	12.27	47	1,597	87	109	44.39	55.61
7	16	2017	1	12	196	12.27	48	1,597	101	95	51.53	48.47
8	31	2017	5	16	196	12.27	49	1,597	88	108	44.90	55.10
5	26	2017	6	15	195	12.21	50	1,597	79	116	40.51	59.49
7	14	2017	6	17	195	12.21	51	1,597	94	101	48.21	51.79
7	21	2017	6	15	195	12.21	52	1,597	101	94	51.79	48.21
8	4	2017	6	13	195	12.21	53	1,597	94	101	48.21	51.79
8	8	2017	3	14	195	12.21	54	1,597	103	92	52.82	47.18
9	29	2017	6	14	195	12.21	55	1,597	95	100	48.72	51.28
7	12	2017	4	13	194	12.15	56	1,597	104	90	53.61	46.39
7	19	2017	4	15	194	12.15	57	1,597	99	95	51.03	48.97
7	21	2017	6	13	194	12.15	58	1,597	83	111	42.78	57.22
7	26	2017	4	16	194	12.15	59	1,597	102	92	52.58	47.42
7	26	2017	4	17	194	12.15	60	1,597	88	106	45.36	54.64
8	1	2017	3	15	194	12.15	61	1,597	93	101	47.94	52.06
8	25	2017	6	15	194	12.15	62	1,597	86	108	44.33	55.67
9	6	2017	4	13	194	12.15	63	1,597	97	97	50.00	50.00
9	29	2017	6	13	194	12.15	64	1,597	112	82	57.73	42.27
10	4	2017	4	16	194	12.15	65	1,597	109	85	56.19	43.81
9	5	2017	3	11	193	12.09	66	1,597	108	85	55.96	44.04
7	2	2017	1	13	192	12.02	67	1,597	102	90	53.13	46.88

MO	DY	YR	DAY OF WK	HR	VOL	PERCENT OF AADT	HOUR NUMBER	AADT	EAST VOLUME	WEST VOLUME	PERCENT	PERCENT
											EAST IS OF TOTAL VOLUME	WEST IS OF TOTAL VOLUME
8	23	2017	4	15	192	12.02	68	1,597	91	101	47.40	52.60
6	30	2017	6	13	191	11.96	69	1,597	81	110	42.41	57.59
7	8	2017	7	12	191	11.96	70	1,597	104	87	54.45	45.55
7	28	2017	6	15	191	11.96	71	1,597	105	86	54.97	45.03
9	1	2017	6	12	191	11.96	72	1,597	97	94	50.79	49.21
9	5	2017	3	12	191	11.96	73	1,597	108	83	56.54	43.46
9	12	2017	3	17	191	11.96	74	1,597	94	97	49.21	50.79
7	7	2017	6	12	190	11.90	75	1,597	100	90	52.63	47.37
7	20	2017	5	13	190	11.90	76	1,597	96	94	50.53	49.47
10	3	2017	3	16	190	11.90	77	1,597	92	98	48.42	51.58
10	5	2017	5	17	190	11.90	78	1,597	109	81	57.37	42.63
10	6	2017	6	16	190	11.90	79	1,597	93	97	48.95	51.05
10	22	2017	1	15	190	11.90	80	1,597	132	58	69.47	30.53
5	18	2017	5	17	189	11.83	81	1,597	105	84	55.56	44.44
6	23	2017	6	16	189	11.83	82	1,597	96	93	50.79	49.21
9	4	2017	2	14	189	11.83	83	1,597	109	80	57.67	42.33
10	5	2017	5	16	189	11.83	84	1,597	94	95	49.74	50.26
5	30	2017	3	17	188	11.77	85	1,597	108	80	57.45	42.55
7	1	2017	7	12	188	11.77	86	1,597	87	101	46.28	53.72
7	3	2017	2	13	188	11.77	87	1,597	104	84	55.32	44.68
7	11	2017	3	16	188	11.77	88	1,597	100	88	53.19	46.81
7	28	2017	6	14	188	11.77	89	1,597	97	91	51.60	48.40
8	4	2017	6	14	188	11.77	90	1,597	84	104	44.68	55.32
8	25	2017	6	17	188	11.77	91	1,597	92	96	48.94	51.06
6	15	2017	5	16	187	11.71	92	1,597	81	106	43.32	56.68
6	15	2017	5	17	187	11.71	93	1,597	92	95	49.20	50.80
6	30	2017	6	15	187	11.71	94	1,597	97	90	51.87	48.13
7	21	2017	6	12	187	11.71	95	1,597	92	95	49.20	50.80
10	20	2017	6	11	187	11.71	96	1,597	90	97	48.13	51.87
6	23	2017	6	12	186	11.65	97	1,597	112	74	60.22	39.78
7	7	2017	6	11	186	11.65	98	1,597	94	92	50.54	49.46
7	20	2017	5	15	186	11.65	99	1,597	112	74	60.22	39.78
7	25	2017	3	12	186	11.65	100	1,597	98	88	52.69	47.31
8	8	2017	3	11	186	11.65	101	1,597	113	73	60.75	39.25
8	25	2017	6	14	186	11.65	102	1,597	97	89	52.15	47.85
8	31	2017	5	17	186	11.65	103	1,597	108	78	58.06	41.94
10	5	2017	5	13	186	11.65	104	1,597	97	89	52.15	47.85
6	23	2017	6	14	185	11.58	105	1,597	87	98	47.03	52.97
7	13	2017	5	16	185	11.58	106	1,597	104	81	56.22	43.78
7	24	2017	2	14	185	11.58	107	1,597	111	74	60.00	40.00
8	1	2017	3	13	185	11.58	108	1,597	89	96	48.11	51.89
8	3	2017	5	13	185	11.58	109	1,597	93	92	50.27	49.73
8	14	2017	2	17	185	11.58	110	1,597	98	87	52.97	47.03
9	29	2017	6	16	185	11.58	111	1,597	93	92	50.27	49.73
10	19	2017	5	14	185	11.58	112	1,597	88	97	47.57	52.43
10	20	2017	6	12	185	11.58	113	1,597	75	110	40.54	59.46
7	5	2017	4	13	184	11.52	114	1,597	99	85	53.80	46.20
7	13	2017	5	13	184	11.52	115	1,597	92	92	50.00	50.00
7	18	2017	3	16	184	11.52	116	1,597	90	94	48.91	51.09
7	24	2017	2	12	184	11.52	117	1,597	89	95	48.37	51.63
7	28	2017	6	17	184	11.52	118	1,597	83	101	45.11	54.89

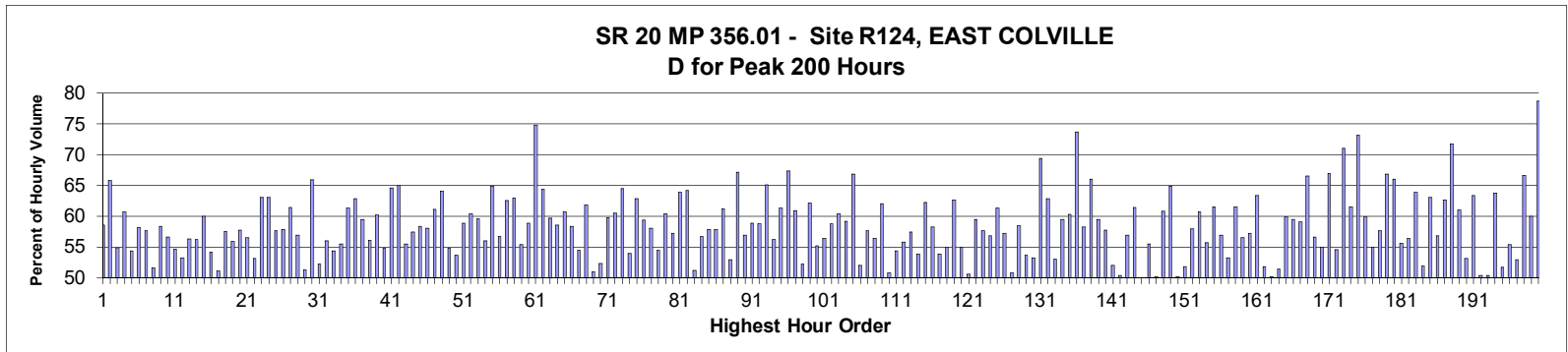
MO	DY	YR	DAY OF WK	HR	HR VOL	PERCENT OF AADT	HOUR NUMBER	AADT	EAST VOLUME	WEST VOLUME	PERCENT EAST IS OF TOTAL VOLUME	PERCENT WEST IS OF TOTAL VOLUME
9	13	2017	4	16	184	11.52	119	1,597	100	84	54.35	45.65
9	26	2017	3	16	184	11.52	120	1,597	96	88	52.17	47.83
10	4	2017	4	11	184	11.52	121	1,597	90	94	48.91	51.09
6	8	2017	5	16	183	11.46	122	1,597	110	73	60.11	39.89
8	3	2017	5	14	183	11.46	123	1,597	93	90	50.82	49.18
8	11	2017	6	15	183	11.46	124	1,597	79	104	43.17	56.83
8	31	2017	5	13	183	11.46	125	1,597	93	90	50.82	49.18
9	7	2017	5	15	183	11.46	126	1,597	94	89	51.37	48.63
9	15	2017	6	13	183	11.46	127	1,597	100	83	54.64	45.36
9	26	2017	3	17	183	11.46	128	1,597	95	88	51.91	48.09
10	13	2017	6	14	183	11.46	129	1,597	91	92	49.73	50.27
6	21	2017	4	15	182	11.40	130	1,597	93	89	51.10	48.90
7	14	2017	6	13	182	11.40	131	1,597	90	92	49.45	50.55
7	31	2017	2	13	182	11.40	132	1,597	93	89	51.10	48.90
8	7	2017	2	14	182	11.40	133	1,597	93	89	51.10	48.90
8	21	2017	2	16	182	11.40	134	1,597	77	105	42.31	57.69
9	6	2017	4	16	182	11.40	135	1,597	91	91	50.00	50.00
9	7	2017	5	13	182	11.40	136	1,597	93	89	51.10	48.90
10	19	2017	5	16	182	11.40	137	1,597	94	88	51.65	48.35
7	12	2017	4	15	181	11.33	138	1,597	84	97	46.41	53.59
7	12	2017	4	16	181	11.33	139	1,597	96	85	53.04	46.96
7	15	2017	7	11	181	11.33	140	1,597	85	96	46.96	53.04
7	26	2017	4	12	181	11.33	141	1,597	89	92	49.17	50.83
7	27	2017	5	17	181	11.33	142	1,597	104	77	57.46	42.54
8	29	2017	3	14	181	11.33	143	1,597	89	92	49.17	50.83
9	3	2017	1	12	181	11.33	144	1,597	81	100	44.75	55.25
9	8	2017	6	12	181	11.33	145	1,597	97	84	53.59	46.41
9	13	2017	4	17	181	11.33	146	1,597	97	84	53.59	46.41
10	24	2017	3	17	181	11.33	147	1,597	96	85	53.04	46.96
5	29	2017	2	12	180	11.27	148	1,597	124	56	68.89	31.11
6	9	2017	6	16	180	11.27	149	1,597	85	95	47.22	52.78
6	16	2017	6	13	180	11.27	150	1,597	92	88	51.11	48.89
6	19	2017	2	16	180	11.27	151	1,597	89	91	49.44	50.56
6	22	2017	5	17	180	11.27	152	1,597	85	95	47.22	52.78
7	6	2017	5	13	180	11.27	153	1,597	99	81	55.00	45.00
7	7	2017	6	13	180	11.27	154	1,597	96	84	53.33	46.67
7	7	2017	6	17	180	11.27	155	1,597	88	92	48.89	51.11
7	11	2017	3	17	180	11.27	156	1,597	100	80	55.56	44.44
7	14	2017	6	15	180	11.27	157	1,597	94	86	52.22	47.78
7	14	2017	6	18	180	11.27	158	1,597	80	100	44.44	55.56
8	14	2017	2	13	180	11.27	159	1,597	97	83	53.89	46.11
9	4	2017	2	12	180	11.27	160	1,597	104	76	57.78	42.22
10	10	2017	3	16	180	11.27	161	1,597	92	88	51.11	48.89
10	16	2017	2	14	180	11.27	162	1,597	90	90	50.00	50.00
10	26	2017	5	14	180	11.27	163	1,597	88	92	48.89	51.11
5	26	2017	6	18	179	11.21	164	1,597	69	110	38.55	61.45
6	2	2017	6	15	179	11.21	165	1,597	94	85	52.51	47.49
6	23	2017	6	17	179	11.21	166	1,597	88	91	49.16	50.84
7	6	2017	5	14	179	11.21	167	1,597	87	92	48.60	51.40
7	6	2017	5	15	179	11.21	168	1,597	84	95	46.93	53.07
8	31	2017	5	14	179	11.21	169	1,597	94	85	52.51	47.49

MO	DY	YR	DAY OF WK	HR	HR VOL	PERCENT OF AADT	HOUR NUMBER	AADT	EAST VOLUME	WEST VOLUME	PERCENT EAST IS OF TOTAL VOLUME	PERCENT WEST IS OF TOTAL VOLUME
10	4	2017	4	14	179	11.21	170	1,597	104	75	58.10	41.90
10	5	2017	5	11	179	11.21	171	1,597	96	83	53.63	46.37
10	16	2017	2	17	179	11.21	172	1,597	107	72	59.78	40.22
7	6	2017	5	16	178	11.15	173	1,597	78	100	43.82	56.18
7	13	2017	5	14	178	11.15	174	1,597	79	99	44.38	55.62
7	17	2017	2	13	178	11.15	175	1,597	94	84	52.81	47.19
7	30	2017	1	13	178	11.15	176	1,597	102	76	57.30	42.70
8	3	2017	5	15	178	11.15	177	1,597	82	96	46.07	53.93
8	4	2017	6	16	178	11.15	178	1,597	82	96	46.07	53.93
8	9	2017	4	16	178	11.15	179	1,597	91	87	51.12	48.88
8	11	2017	6	14	178	11.15	180	1,597	98	80	55.06	44.94
8	25	2017	6	12	178	11.15	181	1,597	102	76	57.30	42.70
9	6	2017	4	12	178	11.15	182	1,597	100	78	56.18	43.82
7	10	2017	2	13	177	11.08	183	1,597	88	89	49.72	50.28
7	18	2017	3	15	177	11.08	184	1,597	108	69	61.02	38.98
7	20	2017	5	12	177	11.08	185	1,597	87	90	49.15	50.85
7	29	2017	7	12	177	11.08	186	1,597	91	86	51.41	48.59
8	10	2017	5	15	177	11.08	187	1,597	78	99	44.07	55.93
8	15	2017	3	13	177	11.08	188	1,597	93	84	52.54	47.46
8	24	2017	5	17	177	11.08	189	1,597	97	80	54.80	45.20
9	5	2017	3	15	177	11.08	190	1,597	88	89	49.72	50.28
9	13	2017	4	14	177	11.08	191	1,597	90	87	50.85	49.15
9	15	2017	6	16	177	11.08	192	1,597	91	86	51.41	48.59
10	5	2017	5	15	177	11.08	193	1,597	95	82	53.67	46.33
10	9	2017	2	17	177	11.08	194	1,597	95	82	53.67	46.33
10	22	2017	1	13	177	11.08	195	1,597	106	71	59.89	40.11
6	16	2017	6	16	176	11.02	196	1,597	81	95	46.02	53.98
6	23	2017	6	15	176	11.02	197	1,597	92	84	52.27	47.73
7	17	2017	2	16	176	11.02	198	1,597	83	93	47.16	52.84
7	19	2017	4	17	176	11.02	199	1,597	87	89	49.43	50.57
7	27	2017	5	13	176	11.02	200	1,597	86	90	48.86	51.14





**AADT= 2,461      K 30 FACTOR= 10.85      K 100 FACTOR= 10.16      K 200 FACTOR= 9.75      D 30 FACTOR= 65.92**



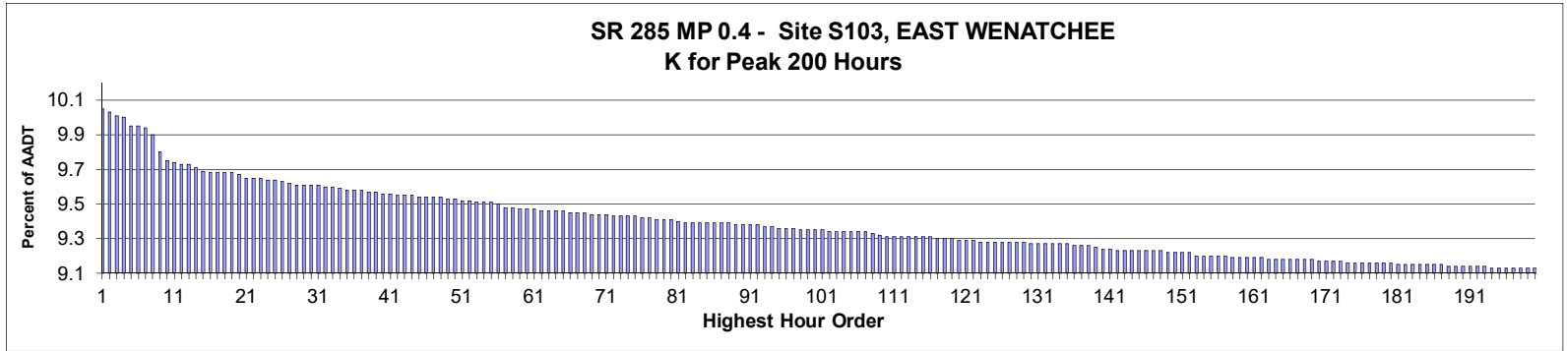
MO	DY	YR	DAY OF WK	HR	HR VOL	PERCENT OF AADT	HOUR NUMBER	AADT	EAST VOLUME	WEST VOLUME	PERCENT EAST IS OF TOTAL VOLUME	PERCENT WEST IS OF TOTAL VOLUME
6	1	2017	5	17	304	12.35	1	2,461	178	126	58.55	41.45
10	27	2017	6	16	298	12.11	2	2,461	196	102	65.77	34.23
5	25	2017	5	17	290	11.78	3	2,461	159	131	54.83	45.17
9	29	2017	6	18	290	11.78	4	2,461	176	114	60.69	39.31
5	31	2017	4	17	285	11.58	5	2,461	155	130	54.39	45.61
6	5	2017	2	17	284	11.54	6	2,461	165	119	58.10	41.90
6	2	2017	6	16	283	11.50	7	2,461	163	120	57.60	42.40
7	11	2017	3	17	283	11.50	8	2,461	146	137	51.59	48.41
10	31	2017	3	17	281	11.42	9	2,461	164	117	58.36	41.64
10	25	2017	4	17	279	11.34	10	2,461	158	121	56.63	43.37
8	14	2017	2	17	278	11.30	11	2,461	152	126	54.68	45.32
10	12	2017	5	17	278	11.30	12	2,461	148	130	53.24	46.76
7	27	2017	5	17	277	11.26	13	2,461	156	121	56.32	43.68
7	12	2017	4	17	276	11.21	14	2,461	155	121	56.16	43.84
5	10	2017	4	16	275	11.17	15	2,461	165	110	60.00	40.00
8	4	2017	6	13	275	11.17	16	2,461	126	149	45.82	54.18

MO	DY	YR	DAY OF WK	HR	HR VOL	PERCENT OF AADT	HOUR NUMBER	AADT	EAST VOLUME	WEST VOLUME	PERCENT EAST IS OF TOTAL VOLUME	PERCENT WEST IS OF TOTAL VOLUME
10	24	2017	3	17	274	11.13	17	2,461	140	134	51.09	48.91
4	25	2017	3	17	273	11.09	18	2,461	157	116	57.51	42.49
8	11	2017	6	13	272	11.05	19	2,461	120	152	44.12	55.88
9	28	2017	5	17	272	11.05	20	2,461	157	115	57.72	42.28
5	30	2017	3	17	271	11.01	21	2,461	153	118	56.46	43.54
7	20	2017	5	17	271	11.01	22	2,461	144	127	53.14	46.86
8	16	2017	4	17	271	11.01	23	2,461	171	100	63.10	36.90
10	20	2017	6	16	271	11.01	24	2,461	171	100	63.10	36.90
6	6	2017	3	17	269	10.93	25	2,461	155	114	57.62	42.38
6	2	2017	6	17	268	10.89	26	2,461	155	113	57.84	42.16
6	1	2017	5	18	267	10.85	27	2,461	164	103	61.42	38.58
7	10	2017	2	17	267	10.85	28	2,461	152	115	56.93	43.07
8	30	2017	4	16	267	10.85	29	2,461	137	130	51.31	48.69
9	13	2017	4	18	267	10.85	30	2,461	176	91	65.92	34.08
5	9	2017	3	17	266	10.81	31	2,461	139	127	52.26	47.74
5	17	2017	4	17	266	10.81	32	2,461	149	117	56.02	43.98
5	2	2017	3	17	265	10.77	33	2,461	144	121	54.34	45.66
5	15	2017	2	17	265	10.77	34	2,461	147	118	55.47	44.53
5	3	2017	4	17	264	10.73	35	2,461	162	102	61.36	38.64
5	25	2017	5	18	264	10.73	36	2,461	166	98	62.88	37.12
5	26	2017	6	17	264	10.73	37	2,461	157	107	59.47	40.53
6	12	2017	2	17	264	10.73	38	2,461	148	116	56.06	43.94
8	22	2017	3	17	264	10.73	39	2,461	159	105	60.23	39.77
5	11	2017	5	17	263	10.69	40	2,461	144	119	54.75	45.25
9	5	2017	3	17	263	10.69	41	2,461	170	93	64.64	35.36
9	16	2017	7	16	263	10.69	42	2,461	171	92	65.02	34.98
10	5	2017	5	17	263	10.69	43	2,461	146	117	55.51	44.49
10	30	2017	2	17	263	10.69	44	2,461	151	112	57.41	42.59
7	13	2017	5	17	262	10.65	45	2,461	153	109	58.40	41.60
7	20	2017	5	16	262	10.65	46	2,461	152	110	58.02	41.98
10	5	2017	5	16	262	10.65	47	2,461	160	102	61.07	38.93
10	13	2017	6	17	262	10.65	48	2,461	168	94	64.12	35.88
6	15	2017	5	17	261	10.61	49	2,461	143	118	54.79	45.21
11	13	2017	2	17	261	10.61	50	2,461	140	121	53.64	46.36
5	25	2017	5	16	260	10.56	51	2,461	153	107	58.85	41.15
6	7	2017	4	17	260	10.56	52	2,461	157	103	60.38	39.62
9	8	2017	6	17	260	10.56	53	2,461	155	105	59.62	40.38
5	8	2017	2	17	259	10.52	54	2,461	145	114	55.98	44.02
6	3	2017	7	11	259	10.52	55	2,461	91	168	35.14	64.86
8	2	2017	4	17	259	10.52	56	2,461	147	112	56.76	43.24
8	15	2017	3	18	259	10.52	57	2,461	162	97	62.55	37.45
9	15	2017	6	17	259	10.52	58	2,461	163	96	62.93	37.07
5	23	2017	3	17	258	10.48	59	2,461	143	115	55.43	44.57
6	30	2017	6	17	258	10.48	60	2,461	152	106	58.91	41.09
7	15	2017	7	10	258	10.48	61	2,461	65	193	25.19	74.81
10	3	2017	3	17	258	10.48	62	2,461	166	92	64.34	35.66
10	18	2017	4	18	258	10.48	63	2,461	154	104	59.69	40.31
10	26	2017	5	17	258	10.48	64	2,461	151	107	58.53	41.47
6	8	2017	5	17	257	10.44	65	2,461	156	101	60.70	39.30
6	19	2017	2	17	257	10.44	66	2,461	150	107	58.37	41.63
7	19	2017	4	17	257	10.44	67	2,461	140	117	54.47	45.53

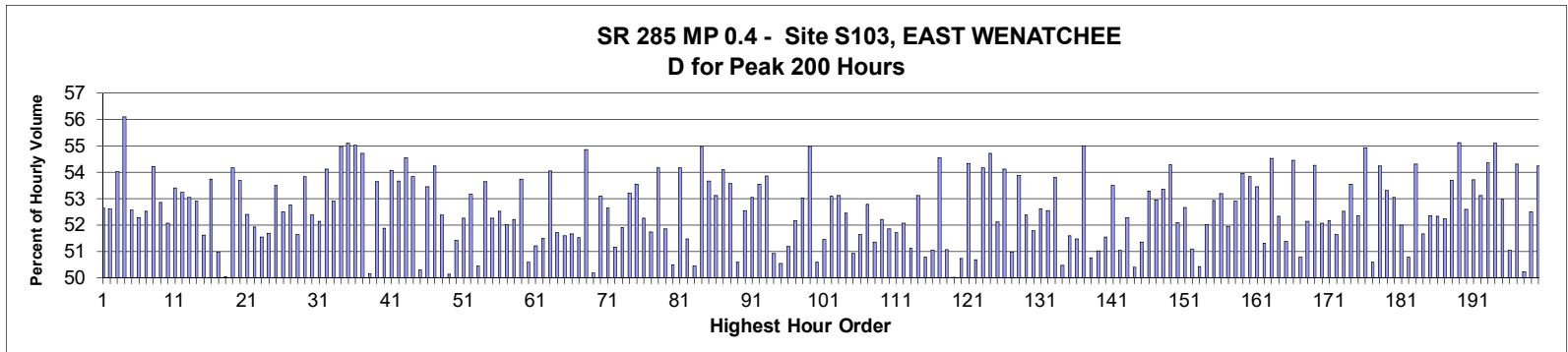
MO	DY	YR	DAY OF WK	HR	HR VOL	PERCENT OF AADT	HOUR NUMBER	AADT	EAST VOLUME	WEST VOLUME	PERCENT EAST IS OF TOTAL VOLUME	PERCENT WEST IS OF TOTAL VOLUME
9	7	2017	5	17	257	10.44	68	2,461	159	98	61.87	38.13
9	22	2017	6	15	257	10.44	69	2,461	131	126	50.97	49.03
5	26	2017	6	14	256	10.40	70	2,461	122	134	47.66	52.34
5	26	2017	6	16	256	10.40	71	2,461	153	103	59.77	40.23
6	21	2017	4	18	256	10.40	72	2,461	155	101	60.55	39.45
7	25	2017	3	18	256	10.40	73	2,461	165	91	64.45	35.55
10	10	2017	3	16	256	10.40	74	2,461	138	118	53.91	46.09
11	6	2017	2	17	256	10.40	75	2,461	161	95	62.89	37.11
11	8	2017	4	17	256	10.40	76	2,461	152	104	59.38	40.63
4	20	2017	5	17	255	10.36	77	2,461	148	107	58.04	41.96
8	15	2017	3	17	255	10.36	78	2,461	139	116	54.51	45.49
9	1	2017	6	16	255	10.36	79	2,461	154	101	60.39	39.61
10	16	2017	2	17	255	10.36	80	2,461	146	109	57.25	42.75
10	30	2017	2	18	255	10.36	81	2,461	163	92	63.92	36.08
7	6	2017	5	18	254	10.32	82	2,461	163	91	64.17	35.83
7	7	2017	6	17	254	10.32	83	2,461	130	124	51.18	48.82
7	31	2017	2	17	254	10.32	84	2,461	144	110	56.69	43.31
10	18	2017	4	16	254	10.32	85	2,461	147	107	57.87	42.13
10	23	2017	2	17	254	10.32	86	2,461	147	107	57.87	42.13
5	23	2017	3	18	253	10.28	87	2,461	155	98	61.26	38.74
6	9	2017	6	15	253	10.28	88	2,461	134	119	52.96	47.04
7	26	2017	4	18	253	10.28	89	2,461	170	83	67.19	32.81
8	31	2017	5	17	253	10.28	90	2,461	144	109	56.92	43.08
9	18	2017	2	17	253	10.28	91	2,461	149	104	58.89	41.11
9	1	2017	6	17	252	10.24	92	2,461	148	104	58.73	41.27
10	6	2017	6	16	252	10.24	93	2,461	164	88	65.08	34.92
4	24	2017	2	17	251	10.20	94	2,461	141	110	56.18	43.82
5	2	2017	3	18	251	10.20	95	2,461	154	97	61.35	38.65
6	5	2017	2	18	251	10.20	96	2,461	169	82	67.33	32.67
6	7	2017	4	16	251	10.20	97	2,461	153	98	60.96	39.04
7	11	2017	3	12	251	10.20	98	2,461	120	131	47.81	52.19
10	17	2017	3	17	251	10.20	99	2,461	156	95	62.15	37.85
5	24	2017	4	17	250	10.16	100	2,461	138	112	55.20	44.80
5	27	2017	7	12	250	10.16	101	2,461	141	109	56.40	43.60
6	9	2017	6	16	250	10.16	102	2,461	147	103	58.80	41.20
6	13	2017	3	17	250	10.16	103	2,461	151	99	60.40	39.60
6	28	2017	4	16	250	10.16	104	2,461	148	102	59.20	40.80
7	19	2017	4	18	250	10.16	105	2,461	167	83	66.80	33.20
8	11	2017	6	12	250	10.16	106	2,461	130	120	52.00	48.00
9	15	2017	6	16	250	10.16	107	2,461	144	106	57.60	42.40
10	2	2017	2	17	250	10.16	108	2,461	141	109	56.40	43.60
10	16	2017	2	16	250	10.16	109	2,461	155	95	62.00	38.00
10	19	2017	5	15	250	10.16	110	2,461	123	127	49.20	50.80
10	27	2017	6	15	250	10.16	111	2,461	114	136	45.60	54.40
4	26	2017	4	17	249	10.12	112	2,461	139	110	55.82	44.18
5	1	2017	2	17	249	10.12	113	2,461	143	106	57.43	42.57
6	28	2017	4	17	249	10.12	114	2,461	134	115	53.82	46.18
6	28	2017	4	18	249	10.12	115	2,461	155	94	62.25	37.75
6	30	2017	6	15	249	10.12	116	2,461	145	104	58.23	41.77
7	5	2017	4	12	249	10.12	117	2,461	115	134	46.18	53.82
9	14	2017	5	17	249	10.12	118	2,461	137	112	55.02	44.98

MO	DY	YR	DAY OF WK	HR	VOL	PERCENT OF AADT	HOUR NUMBER	AADT	EAST VOLUME	WEST VOLUME	PERCENT	PERCENT
											EAST IS OF TOTAL VOLUME	WEST IS OF TOTAL VOLUME
10	3	2017	3	18	249	10.12	119	2,461	156	93	62.65	37.35
10	10	2017	3	17	249	10.12	120	2,461	137	112	55.02	44.98
10	13	2017	6	15	249	10.12	121	2,461	126	123	50.60	49.40
11	1	2017	4	17	249	10.12	122	2,461	148	101	59.44	40.56
2	13	2017	2	17	248	10.08	123	2,461	143	105	57.66	42.34
5	22	2017	2	17	248	10.08	124	2,461	141	107	56.85	43.15
5	26	2017	6	15	248	10.08	125	2,461	152	96	61.29	38.71
6	27	2017	3	17	248	10.08	126	2,461	142	106	57.26	42.74
6	30	2017	6	14	248	10.08	127	2,461	126	122	50.81	49.19
7	21	2017	6	17	248	10.08	128	2,461	145	103	58.47	41.53
8	24	2017	5	14	248	10.08	129	2,461	115	133	46.37	53.63
9	12	2017	3	17	248	10.08	130	2,461	132	116	53.23	46.77
9	26	2017	3	18	248	10.08	131	2,461	172	76	69.35	30.65
9	29	2017	6	16	248	10.08	132	2,461	156	92	62.90	37.10
5	4	2017	5	17	247	10.04	133	2,461	131	116	53.04	46.96
5	16	2017	3	17	247	10.04	134	2,461	147	100	59.51	40.49
8	4	2017	6	17	247	10.04	135	2,461	149	98	60.32	39.68
9	5	2017	3	8	247	10.04	136	2,461	65	182	26.32	73.68
9	22	2017	6	17	247	10.04	137	2,461	144	103	58.30	41.70
10	4	2017	4	18	247	10.04	138	2,461	163	84	65.99	34.01
10	18	2017	4	17	247	10.04	139	2,461	147	100	59.51	40.49
7	17	2017	2	17	246	10.00	140	2,461	142	104	57.72	42.28
7	20	2017	5	12	246	10.00	141	2,461	118	128	47.97	52.03
8	7	2017	2	15	246	10.00	142	2,461	124	122	50.41	49.59
11	2	2017	5	17	246	10.00	143	2,461	140	106	56.91	43.09
12	11	2017	2	17	246	10.00	144	2,461	151	95	61.38	38.62
12	20	2017	4	17	246	10.00	145	2,461	123	123	50.00	50.00
6	21	2017	4	17	245	9.96	146	2,461	136	109	55.51	44.49
7	18	2017	3	17	245	9.96	147	2,461	122	123	49.80	50.20
8	17	2017	5	17	245	9.96	148	2,461	149	96	60.82	39.18
8	29	2017	3	18	245	9.96	149	2,461	159	86	64.90	35.10
9	12	2017	3	15	245	9.96	150	2,461	122	123	49.80	50.20
10	4	2017	4	15	245	9.96	151	2,461	127	118	51.84	48.16
10	19	2017	5	16	245	9.96	152	2,461	142	103	57.96	42.04
4	13	2017	5	17	244	9.91	153	2,461	148	96	60.66	39.34
6	2	2017	6	18	244	9.91	154	2,461	136	108	55.74	44.26
7	20	2017	5	18	244	9.91	155	2,461	150	94	61.48	38.52
8	3	2017	5	17	244	9.91	156	2,461	139	105	56.97	43.03
8	10	2017	5	17	244	9.91	157	2,461	130	114	53.28	46.72
9	29	2017	6	17	244	9.91	158	2,461	150	94	61.48	38.52
11	15	2017	4	17	244	9.91	159	2,461	138	106	56.56	43.44
5	3	2017	4	16	243	9.87	160	2,461	139	104	57.20	42.80
5	12	2017	6	16	243	9.87	161	2,461	154	89	63.37	36.63
7	5	2017	4	13	243	9.87	162	2,461	126	117	51.85	48.15
7	13	2017	5	13	243	9.87	163	2,461	122	121	50.21	49.79
10	4	2017	4	17	243	9.87	164	2,461	118	125	48.56	51.44
4	4	2017	3	17	242	9.83	165	2,461	145	97	59.92	40.08
5	19	2017	6	16	242	9.83	166	2,461	144	98	59.50	40.50
5	30	2017	3	16	242	9.83	167	2,461	143	99	59.09	40.91
7	12	2017	4	18	242	9.83	168	2,461	161	81	66.53	33.47
7	19	2017	4	12	242	9.83	169	2,461	105	137	43.39	56.61

MO	DY	YR	DAY OF WK	HR	HR VOL	PERCENT OF AADT	HOUR NUMBER	AADT	EAST VOLUME	WEST VOLUME	PERCENT EAST IS OF TOTAL VOLUME	PERCENT WEST IS OF TOTAL VOLUME
7	26	2017	4	17	242	9.83	170	2,461	133	109	54.96	45.04
7	27	2017	5	18	242	9.83	171	2,461	162	80	66.94	33.06
8	9	2017	4	16	242	9.83	172	2,461	132	110	54.55	45.45
8	30	2017	4	18	242	9.83	173	2,461	172	70	71.07	28.93
9	1	2017	6	18	242	9.83	174	2,461	149	93	61.57	38.43
9	21	2017	5	8	242	9.83	175	2,461	65	177	26.86	73.14
10	6	2017	6	17	242	9.83	176	2,461	145	97	59.92	40.08
10	24	2017	3	16	242	9.83	177	2,461	133	109	54.96	45.04
3	9	2017	5	17	241	9.79	178	2,461	139	102	57.68	42.32
5	9	2017	3	18	241	9.79	179	2,461	161	80	66.80	33.20
6	13	2017	3	16	241	9.79	180	2,461	159	82	65.98	34.02
6	14	2017	4	17	241	9.79	181	2,461	134	107	55.60	44.40
7	6	2017	5	13	241	9.79	182	2,461	136	105	56.43	43.57
8	14	2017	2	18	241	9.79	183	2,461	154	87	63.90	36.10
8	18	2017	6	15	241	9.79	184	2,461	125	116	51.87	48.13
9	14	2017	5	18	241	9.79	185	2,461	152	89	63.07	36.93
10	11	2017	4	17	241	9.79	186	2,461	137	104	56.85	43.15
10	13	2017	6	18	241	9.79	187	2,461	151	90	62.66	37.34
11	2	2017	5	18	241	9.79	188	2,461	173	68	71.78	28.22
11	15	2017	4	18	241	9.79	189	2,461	147	94	61.00	39.00
11	16	2017	5	17	241	9.79	190	2,461	128	113	53.11	46.89
5	24	2017	4	18	240	9.75	191	2,461	152	88	63.33	36.67
7	6	2017	5	17	240	9.75	192	2,461	119	121	49.58	50.42
7	15	2017	7	13	240	9.75	193	2,461	119	121	49.58	50.42
7	18	2017	3	18	240	9.75	194	2,461	153	87	63.75	36.25
7	25	2017	3	17	240	9.75	195	2,461	124	116	51.67	48.33
8	2	2017	4	16	240	9.75	196	2,461	133	107	55.42	44.58
8	3	2017	5	12	240	9.75	197	2,461	113	127	47.08	52.92
8	22	2017	3	18	240	9.75	198	2,461	160	80	66.67	33.33
8	25	2017	6	16	240	9.75	199	2,461	144	96	60.00	40.00
11	7	2017	3	8	240	9.75	200	2,461	51	189	21.25	78.75



**AADT= 54,396      K 30 FACTOR= 9.61      K 100 FACTOR= 9.35      K 200 FACTOR= 9.13      D 30 FACTOR= 52.39**



MO	DY	YR	DAY OF WK	HR	HR VOL	PERCENT OF AADT	HOUR NUMBER	AADT	NORTH VOLUME	SOUTH VOLUME	PERCENT NORTH IS OF TOTAL VOLUME	PERCENT SOUTH IS OF TOTAL VOLUME
10	5	2017	5	18	5,468	10.05	1	54,396	2,589	2,879	47.35	52.65
5	3	2017	4	18	5,455	10.03	2	54,396	2,585	2,870	47.39	52.61
10	4	2017	4	18	5,443	10.01	3	54,396	2,502	2,941	45.97	54.03
10	31	2017	3	18	5,442	10.00	4	54,396	2,389	3,053	43.90	56.10
5	4	2017	5	18	5,412	9.95	5	54,396	2,567	2,845	47.43	52.57
9	27	2017	4	18	5,410	9.95	6	54,396	2,581	2,829	47.71	52.29
10	24	2017	3	18	5,406	9.94	7	54,396	2,566	2,840	47.47	52.53
10	3	2017	3	18	5,386	9.90	8	54,396	2,466	2,920	45.79	54.21
11	1	2017	4	18	5,330	9.80	9	54,396	2,513	2,817	47.15	52.85
6	2	2017	6	17	5,302	9.75	10	54,396	2,760	2,542	52.06	47.94
9	13	2017	4	18	5,296	9.74	11	54,396	2,468	2,828	46.60	53.40
5	10	2017	4	18	5,295	9.73	12	54,396	2,476	2,819	46.76	53.24
9	25	2017	2	18	5,294	9.73	13	54,396	2,486	2,808	46.96	53.04
10	17	2017	3	18	5,283	9.71	14	54,396	2,488	2,795	47.09	52.91
10	20	2017	6	17	5,271	9.69	15	54,396	2,550	2,721	48.38	51.62
10	25	2017	4	18	5,268	9.68	16	54,396	2,437	2,831	46.26	53.74

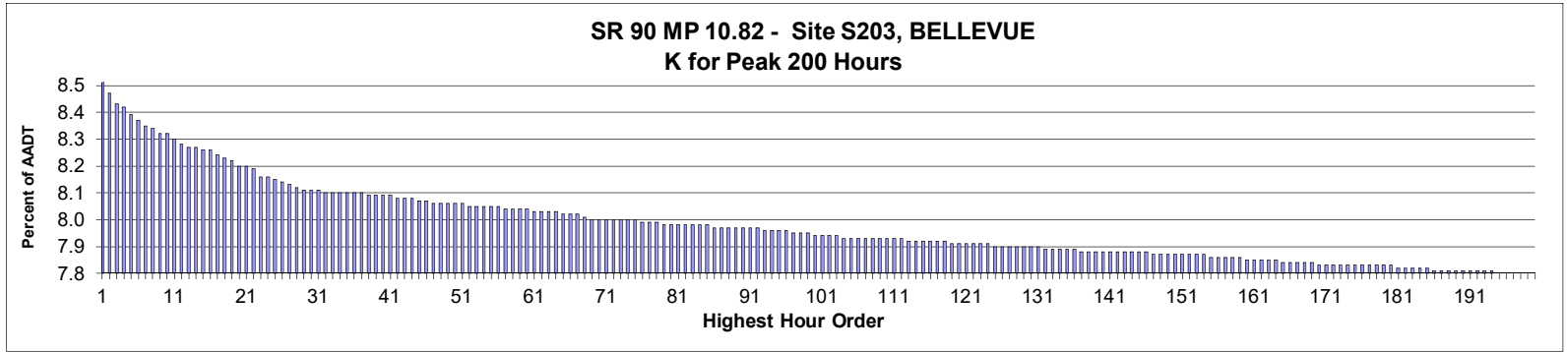
MO	DY	YR	DAY OF WK	HR	HR VOL	PERCENT OF AADT	HOUR NUMBER	AADT	NORTH VOLUME	SOUTH VOLUME	PERCENT	PERCENT
											IS OF TOTAL VOLUME	IS OF TOTAL VOLUME
5	2	2017	3	18	5,267	9.68	17	54,396	2,582	2,685	49.02	50.98
9	5	2017	3	17	5,267	9.68	18	54,396	2,631	2,636	49.95	50.05
6	8	2017	5	18	5,264	9.68	19	54,396	2,413	2,851	45.84	54.16
9	18	2017	2	18	5,262	9.67	20	54,396	2,437	2,825	46.31	53.69
5	1	2017	2	18	5,249	9.65	21	54,396	2,498	2,751	47.59	52.41
6	2	2017	6	18	5,249	9.65	22	54,396	2,726	2,523	51.93	48.07
10	11	2017	4	18	5,247	9.65	23	54,396	2,542	2,705	48.45	51.55
5	18	2017	5	18	5,242	9.64	24	54,396	2,533	2,709	48.32	51.68
10	10	2017	3	18	5,242	9.64	25	54,396	2,437	2,805	46.49	53.51
10	19	2017	5	18	5,239	9.63	26	54,396	2,489	2,750	47.51	52.49
5	5	2017	6	16	5,233	9.62	27	54,396	2,472	2,761	47.24	52.76
6	2	2017	6	16	5,229	9.61	28	54,396	2,528	2,701	48.35	51.65
9	28	2017	5	18	5,229	9.61	29	54,396	2,414	2,815	46.17	53.83
5	9	2017	3	18	5,228	9.61	30	54,396	2,489	2,739	47.61	52.39
10	18	2017	4	18	5,225	9.61	31	54,396	2,500	2,725	47.85	52.15
9	5	2017	3	18	5,224	9.60	32	54,396	2,397	2,827	45.88	54.12
10	2	2017	2	18	5,221	9.60	33	54,396	2,459	2,762	47.10	52.90
5	25	2017	5	18	5,216	9.59	34	54,396	2,348	2,868	45.02	54.98
5	30	2017	3	18	5,210	9.58	35	54,396	2,340	2,870	44.91	55.09
5	31	2017	4	18	5,210	9.58	36	54,396	2,343	2,867	44.97	55.03
5	17	2017	4	18	5,209	9.58	37	54,396	2,359	2,850	45.29	54.71
5	2	2017	3	17	5,207	9.57	38	54,396	2,612	2,595	50.16	49.84
9	22	2017	6	18	5,205	9.57	39	54,396	2,413	2,792	46.36	53.64
10	5	2017	5	17	5,200	9.56	40	54,396	2,502	2,698	48.12	51.88
10	23	2017	2	18	5,200	9.56	41	54,396	2,388	2,812	45.92	54.08
9	20	2017	4	18	5,197	9.55	42	54,396	2,408	2,789	46.33	53.67
6	1	2017	5	18	5,196	9.55	43	54,396	2,361	2,835	45.44	54.56
7	11	2017	3	18	5,196	9.55	44	54,396	2,399	2,797	46.17	53.83
8	16	2017	4	18	5,192	9.54	45	54,396	2,611	2,581	50.29	49.71
10	30	2017	2	18	5,190	9.54	46	54,396	2,416	2,774	46.55	53.45
9	19	2017	3	18	5,189	9.54	47	54,396	2,374	2,815	45.75	54.25
10	31	2017	3	17	5,188	9.54	48	54,396	2,470	2,718	47.61	52.39
5	4	2017	5	17	5,186	9.53	49	54,396	2,600	2,586	50.13	49.87
10	12	2017	5	18	5,182	9.53	50	54,396	2,517	2,665	48.57	51.43
9	21	2017	5	18	5,179	9.52	51	54,396	2,473	2,706	47.75	52.25
5	8	2017	2	18	5,178	9.52	52	54,396	2,425	2,753	46.83	53.17
12	1	2017	6	17	5,175	9.51	53	54,396	2,564	2,611	49.55	50.45
5	11	2017	5	18	5,174	9.51	54	54,396	2,398	2,776	46.35	53.65
9	26	2017	3	18	5,171	9.51	55	54,396	2,468	2,703	47.73	52.27
10	6	2017	6	16	5,167	9.50	56	54,396	2,453	2,714	47.47	52.53
9	8	2017	6	17	5,158	9.48	57	54,396	2,475	2,683	47.98	52.02
11	2	2017	5	17	5,156	9.48	58	54,396	2,464	2,692	47.79	52.21
6	7	2017	4	18	5,151	9.47	59	54,396	2,383	2,768	46.26	53.74
9	15	2017	6	17	5,151	9.47	60	54,396	2,606	2,545	50.59	49.41
9	29	2017	6	17	5,150	9.47	61	54,396	2,512	2,638	48.78	51.22
10	11	2017	4	17	5,148	9.46	62	54,396	2,497	2,651	48.50	51.50
11	16	2017	5	18	5,148	9.46	63	54,396	2,366	2,782	45.96	54.04
6	1	2017	5	17	5,147	9.46	64	54,396	2,486	2,661	48.30	51.70
11	3	2017	6	18	5,147	9.46	65	54,396	2,491	2,656	48.40	51.60
5	3	2017	4	17	5,143	9.45	66	54,396	2,486	2,657	48.34	51.66
6	5	2017	2	17	5,143	9.45	67	54,396	2,494	2,649	48.49	51.51

MO	DY	YR	DAY OF WK	HR	HR VOL	PERCENT OF AADT	HOUR NUMBER	AADT	NORTH VOLUME	SOUTH VOLUME	PERCENT NORTH IS OF TOTAL VOLUME	PERCENT SOUTH IS OF TOTAL VOLUME
5	24	2017	4	18	5,138	9.45	68	54,396	2,319	2,819	45.13	54.87
5	12	2017	6	17	5,135	9.44	69	54,396	2,577	2,558	50.19	49.81
7	12	2017	4	18	5,134	9.44	70	54,396	2,408	2,726	46.90	53.10
10	27	2017	6	17	5,134	9.44	71	54,396	2,432	2,702	47.37	52.63
9	22	2017	6	17	5,130	9.43	72	54,396	2,506	2,624	48.85	51.15
11	17	2017	6	16	5,128	9.43	73	54,396	2,467	2,661	48.11	51.89
5	15	2017	2	18	5,127	9.43	74	54,396	2,399	2,728	46.79	53.21
10	16	2017	2	18	5,127	9.43	75	54,396	2,382	2,745	46.46	53.54
5	26	2017	6	16	5,124	9.42	76	54,396	2,446	2,678	47.74	52.26
5	11	2017	5	17	5,122	9.42	77	54,396	2,472	2,650	48.26	51.74
9	11	2017	2	18	5,120	9.41	78	54,396	2,347	2,773	45.84	54.16
5	12	2017	6	16	5,118	9.41	79	54,396	2,464	2,654	48.14	51.86
11	3	2017	6	16	5,116	9.41	80	54,396	2,583	2,533	50.49	49.51
9	12	2017	3	18	5,112	9.40	81	54,396	2,343	2,769	45.83	54.17
5	19	2017	6	16	5,110	9.39	82	54,396	2,480	2,630	48.53	51.47
10	20	2017	6	16	5,110	9.39	83	54,396	2,578	2,532	50.45	49.55
8	29	2017	3	18	5,108	9.39	84	54,396	2,299	2,809	45.01	54.99
8	31	2017	5	18	5,107	9.39	85	54,396	2,366	2,741	46.33	53.67
6	29	2017	5	18	5,106	9.39	86	54,396	2,393	2,713	46.87	53.13
7	10	2017	2	18	5,106	9.39	87	54,396	2,344	2,762	45.91	54.09
7	20	2017	5	18	5,106	9.39	88	54,396	2,370	2,736	46.42	53.58
12	8	2017	6	17	5,105	9.38	89	54,396	2,523	2,582	49.42	50.58
5	15	2017	2	17	5,104	9.38	90	54,396	2,422	2,682	47.45	52.55
9	14	2017	5	18	5,104	9.38	91	54,396	2,397	2,707	46.96	53.04
6	6	2017	3	18	5,101	9.38	92	54,396	2,370	2,731	46.46	53.54
6	13	2017	3	18	5,097	9.37	93	54,396	2,352	2,745	46.14	53.86
10	10	2017	3	17	5,096	9.37	94	54,396	2,501	2,595	49.08	50.92
9	29	2017	6	16	5,093	9.36	95	54,396	2,519	2,574	49.46	50.54
6	1	2017	5	16	5,091	9.36	96	54,396	2,485	2,606	48.81	51.19
6	9	2017	6	17	5,091	9.36	97	54,396	2,435	2,656	47.83	52.17
5	10	2017	4	17	5,088	9.35	98	54,396	2,390	2,698	46.97	53.03
8	8	2017	3	18	5,088	9.35	99	54,396	2,290	2,798	45.01	54.99
12	15	2017	6	17	5,087	9.35	100	54,396	2,514	2,573	49.42	50.58
9	21	2017	5	17	5,086	9.35	101	54,396	2,470	2,616	48.56	51.44
10	9	2017	2	18	5,083	9.34	102	54,396	2,384	2,699	46.90	53.10
10	13	2017	6	18	5,082	9.34	103	54,396	2,382	2,700	46.87	53.13
12	6	2017	4	18	5,082	9.34	104	54,396	2,417	2,665	47.56	52.44
11	2	2017	5	18	5,080	9.34	105	54,396	2,493	2,587	49.07	50.93
12	21	2017	5	17	5,079	9.34	106	54,396	2,456	2,623	48.36	51.64
7	13	2017	5	18	5,078	9.34	107	54,396	2,398	2,680	47.22	52.78
9	25	2017	2	17	5,073	9.33	108	54,396	2,468	2,605	48.65	51.35
10	19	2017	5	17	5,070	9.32	109	54,396	2,423	2,647	47.79	52.21
9	1	2017	6	17	5,065	9.31	110	54,396	2,439	2,626	48.15	51.85
9	5	2017	3	16	5,064	9.31	111	54,396	2,445	2,619	48.28	51.72
10	20	2017	6	18	5,064	9.31	112	54,396	2,427	2,637	47.93	52.07
5	19	2017	6	17	5,063	9.31	113	54,396	2,475	2,588	48.88	51.12
9	29	2017	6	18	5,062	9.31	114	54,396	2,373	2,689	46.88	53.12
11	3	2017	6	17	5,062	9.31	115	54,396	2,492	2,570	49.23	50.77
11	17	2017	6	17	5,062	9.31	116	54,396	2,478	2,584	48.95	51.05
2	28	2017	3	18	5,061	9.30	117	54,396	2,300	2,761	45.45	54.55
12	15	2017	6	16	5,060	9.30	118	54,396	2,476	2,584	48.93	51.07

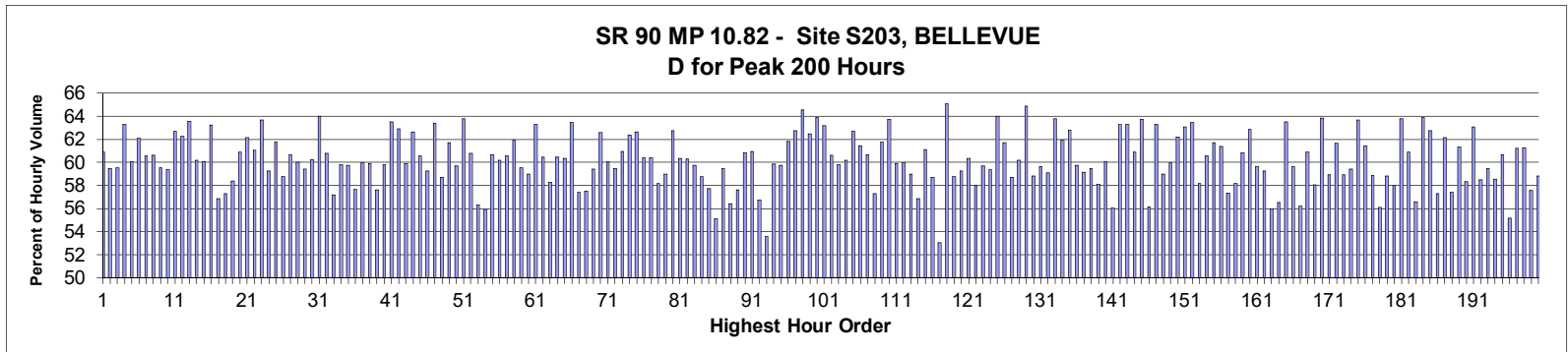


MO	DY	YR	DAY OF WK	HR	HR VOL	PERCENT OF AADT	HOUR NUMBER	AADT	NORTH VOLUME	SOUTH VOLUME	PERCENT NORTH IS OF TOTAL VOLUME	PERCENT SOUTH IS OF TOTAL VOLUME
11	7	2017	3	17	5,058	9.30	119	54,396	2,530	2,528	50.02	49.98
10	3	2017	3	17	5,056	9.29	120	54,396	2,491	2,565	49.27	50.73
11	20	2017	2	18	5,056	9.29	121	54,396	2,309	2,747	45.67	54.33
12	5	2017	3	17	5,053	9.29	122	54,396	2,492	2,561	49.32	50.68
6	5	2017	2	18	5,049	9.28	123	54,396	2,314	2,735	45.83	54.17
7	18	2017	3	18	5,049	9.28	124	54,396	2,286	2,763	45.28	54.72
11	21	2017	3	17	5,049	9.28	125	54,396	2,418	2,631	47.89	52.11
7	19	2017	4	18	5,048	9.28	126	54,396	2,316	2,732	45.88	54.12
5	1	2017	2	17	5,046	9.28	127	54,396	2,474	2,572	49.03	50.97
6	14	2017	4	18	5,046	9.28	128	54,396	2,327	2,719	46.12	53.88
10	27	2017	6	18	5,046	9.28	129	54,396	2,403	2,643	47.62	52.38
12	20	2017	4	17	5,045	9.27	130	54,396	2,433	2,612	48.23	51.77
9	15	2017	6	18	5,042	9.27	131	54,396	2,389	2,653	47.38	52.62
5	16	2017	3	18	5,041	9.27	132	54,396	2,392	2,649	47.45	52.55
8	23	2017	4	18	5,041	9.27	133	54,396	2,328	2,713	46.18	53.82
6	16	2017	6	17	5,040	9.27	134	54,396	2,497	2,543	49.54	50.46
10	25	2017	4	17	5,040	9.27	135	54,396	2,440	2,600	48.41	51.59
5	24	2017	4	16	5,039	9.26	136	54,396	2,445	2,594	48.52	51.48
8	2	2017	4	18	5,039	9.26	137	54,396	2,267	2,772	44.99	55.01
12	1	2017	6	16	5,038	9.26	138	54,396	2,557	2,481	50.75	49.25
9	22	2017	6	16	5,029	9.25	139	54,396	2,463	2,566	48.98	51.02
5	25	2017	5	17	5,027	9.24	140	54,396	2,436	2,591	48.46	51.54
5	23	2017	3	18	5,024	9.24	141	54,396	2,336	2,688	46.50	53.50
5	3	2017	4	16	5,023	9.23	142	54,396	2,460	2,563	48.97	51.03
5	12	2017	6	18	5,023	9.23	143	54,396	2,397	2,626	47.72	52.28
5	25	2017	5	16	5,023	9.23	144	54,396	2,492	2,531	49.61	50.39
5	31	2017	4	17	5,023	9.23	145	54,396	2,444	2,579	48.66	51.34
5	18	2017	5	17	5,022	9.23	146	54,396	2,346	2,676	46.71	53.29
6	8	2017	5	17	5,021	9.23	147	54,396	2,362	2,659	47.04	52.96
7	25	2017	3	18	5,019	9.23	148	54,396	2,341	2,678	46.64	53.36
6	15	2017	5	18	5,018	9.22	149	54,396	2,293	2,725	45.70	54.30
10	30	2017	2	17	5,016	9.22	150	54,396	2,403	2,613	47.91	52.09
11	20	2017	2	17	5,016	9.22	151	54,396	2,374	2,642	47.33	52.67
10	5	2017	5	16	5,013	9.22	152	54,396	2,452	2,561	48.91	51.09
5	10	2017	4	16	5,006	9.20	153	54,396	2,482	2,524	49.58	50.42
11	20	2017	2	16	5,006	9.20	154	54,396	2,402	2,604	47.98	52.02
8	24	2017	5	18	5,005	9.20	155	54,396	2,356	2,649	47.07	52.93
6	22	2017	5	18	5,002	9.20	156	54,396	2,341	2,661	46.80	53.20
7	5	2017	4	18	5,002	9.20	157	54,396	2,404	2,598	48.06	51.94
9	11	2017	2	17	5,000	9.19	158	54,396	2,355	2,645	47.10	52.90
11	14	2017	3	18	5,000	9.19	159	54,396	2,302	2,698	46.04	53.96
6	20	2017	3	18	4,998	9.19	160	54,396	2,307	2,691	46.16	53.84
8	9	2017	4	18	4,997	9.19	161	54,396	2,326	2,671	46.55	53.45
9	15	2017	6	16	4,997	9.19	162	54,396	2,433	2,564	48.69	51.31
9	7	2017	5	18	4,995	9.18	163	54,396	2,271	2,724	45.47	54.53
10	24	2017	3	17	4,995	9.18	164	54,396	2,381	2,614	47.67	52.33
5	17	2017	4	17	4,994	9.18	165	54,396	2,428	2,566	48.62	51.38
7	27	2017	5	18	4,994	9.18	166	54,396	2,275	2,719	45.55	54.45
5	4	2017	5	16	4,993	9.18	167	54,396	2,457	2,536	49.21	50.79
9	7	2017	5	17	4,993	9.18	168	54,396	2,389	2,604	47.85	52.15
11	21	2017	3	18	4,991	9.18	169	54,396	2,283	2,708	45.74	54.26

MO	DY	YR	DAY OF WK	HR	HR VOL	PERCENT OF AADT	HOUR NUMBER	AADT	NORTH VOLUME	SOUTH VOLUME	PERCENT NORTH IS OF TOTAL VOLUME	PERCENT SOUTH IS OF TOTAL VOLUME
5	11	2017	5	16	4,990	9.17	170	54,396	2,392	2,598	47.94	52.06
11	9	2017	5	17	4,990	9.17	171	54,396	2,387	2,603	47.84	52.16
11	8	2017	4	17	4,989	9.17	172	54,396	2,413	2,576	48.37	51.63
11	8	2017	4	18	4,986	9.17	173	54,396	2,367	2,619	47.47	52.53
8	17	2017	5	18	4,985	9.16	174	54,396	2,315	2,670	46.44	53.56
9	8	2017	6	16	4,985	9.16	175	54,396	2,375	2,610	47.64	52.36
8	15	2017	3	18	4,984	9.16	176	54,396	2,246	2,738	45.06	54.94
11	1	2017	4	17	4,983	9.16	177	54,396	2,462	2,521	49.41	50.59
12	12	2017	3	18	4,983	9.16	178	54,396	2,280	2,703	45.76	54.24
9	8	2017	6	18	4,981	9.16	179	54,396	2,326	2,655	46.70	53.30
6	30	2017	6	17	4,980	9.16	180	54,396	2,338	2,642	46.95	53.05
2	17	2017	6	16	4,979	9.15	181	54,396	2,390	2,589	48.00	52.00
6	8	2017	5	16	4,978	9.15	182	54,396	2,450	2,528	49.22	50.78
7	21	2017	6	18	4,978	9.15	183	54,396	2,274	2,704	45.68	54.32
9	18	2017	2	17	4,978	9.15	184	54,396	2,406	2,572	48.33	51.67
6	14	2017	4	17	4,977	9.15	185	54,396	2,371	2,606	47.64	52.36
9	26	2017	3	17	4,977	9.15	186	54,396	2,373	2,604	47.68	52.32
10	31	2017	3	16	4,975	9.15	187	54,396	2,599	2,376	52.24	47.76
6	27	2017	3	18	4,974	9.14	188	54,396	2,304	2,670	46.32	53.68
8	30	2017	4	18	4,974	9.14	189	54,396	2,232	2,742	44.87	55.13
5	9	2017	3	17	4,973	9.14	190	54,396	2,357	2,616	47.40	52.60
6	29	2017	5	17	4,972	9.14	191	54,396	2,301	2,671	46.28	53.72
10	27	2017	6	16	4,972	9.14	192	54,396	2,331	2,641	46.88	53.12
12	20	2017	4	18	4,970	9.14	193	54,396	2,268	2,702	45.63	54.37
2	14	2017	3	18	4,968	9.13	194	54,396	2,230	2,738	44.89	55.11
9	20	2017	4	17	4,968	9.13	195	54,396	2,336	2,632	47.02	52.98
9	21	2017	5	16	4,967	9.13	196	54,396	2,432	2,535	48.96	51.04
8	3	2017	5	18	4,965	9.13	197	54,396	2,268	2,697	45.68	54.32
5	2	2017	3	16	4,964	9.13	198	54,396	2,471	2,493	49.78	50.22
6	28	2017	4	18	4,964	9.13	199	54,396	2,358	2,606	47.50	52.50
8	1	2017	3	18	4,964	9.13	200	54,396	2,271	2,693	45.75	54.25



**AADT= 150,500      K 30 FACTOR= 8.10      K 100 FACTOR= 7.93      K 200 FACTOR= 7.79      D 30 FACTOR= 60.23**



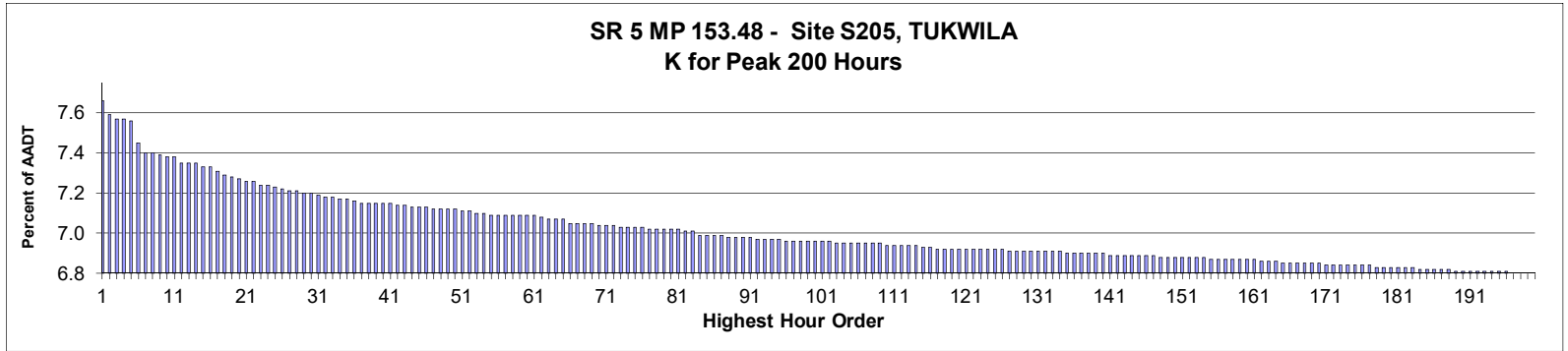
MO	DY	YR	DAY OF WK	HR	HR VOL	PERCENT OF AADT	HOUR NUMBER	AADT	EAST VOLUME	WEST VOLUME	PERCENT EAST IS OF TOTAL VOLUME	PERCENT WEST IS OF TOTAL VOLUME
5	5	2017	6	17	12,977	8.62	1	150,500	7,903	5,074	60.90	39.10
3	31	2017	6	17	12,738	8.46	2	150,500	7,579	5,159	59.50	40.50
9	22	2017	6	17	12,674	8.42	3	150,500	7,544	5,130	59.52	40.48
10	31	2017	3	17	12,652	8.41	4	150,500	8,006	4,646	63.28	36.72
10	20	2017	6	17	12,614	8.38	5	150,500	7,581	5,033	60.10	39.90
4	7	2017	6	17	12,588	8.36	6	150,500	7,816	4,772	62.09	37.91
4	28	2017	6	17	12,546	8.34	7	150,500	7,600	4,946	60.58	39.42
1	27	2017	6	17	12,538	8.33	8	150,500	7,601	4,937	60.62	39.38
6	9	2017	6	17	12,512	8.31	9	150,500	7,449	5,063	59.53	40.47
5	19	2017	6	17	12,500	8.31	10	150,500	7,422	5,078	59.38	40.62
5	2	2017	3	18	12,471	8.29	11	150,500	7,817	4,654	62.68	37.32
1	13	2017	6	17	12,447	8.27	12	150,500	7,751	4,696	62.27	37.73
5	16	2017	3	18	12,425	8.26	13	150,500	7,899	4,526	63.57	36.43
9	15	2017	6	17	12,425	8.26	14	150,500	7,477	4,948	60.18	39.82
3	10	2017	6	17	12,421	8.25	15	150,500	7,461	4,960	60.07	39.93
4	19	2017	4	18	12,412	8.25	16	150,500	7,848	4,564	63.23	36.77

MO	DY	YR	DAY OF WK	HR	HR VOL	PERCENT OF AADT	HOUR NUMBER	AADT	EAST VOLUME	WEST VOLUME	PERCENT IS OF TOTAL VOLUME	PERCENT WEST IS OF TOTAL VOLUME
5	19	2017	6	16	12,384	8.23	17	150,500	7,041	5,343	56.86	43.14
4	21	2017	6	16	12,377	8.22	18	150,500	7,088	5,289	57.27	42.73
3	31	2017	6	18	12,358	8.21	19	150,500	7,215	5,143	58.38	41.62
6	2	2017	6	17	12,332	8.19	20	150,500	7,512	4,820	60.91	39.09
5	12	2017	6	18	12,323	8.19	21	150,500	7,657	4,666	62.14	37.86
5	12	2017	6	17	12,313	8.18	22	150,500	7,519	4,794	61.07	38.93
5	18	2017	5	18	12,269	8.15	23	150,500	7,814	4,455	63.69	36.31
10	6	2017	6	17	12,261	8.15	24	150,500	7,266	4,995	59.26	40.74
10	3	2017	3	18	12,249	8.14	25	150,500	7,563	4,686	61.74	38.26
9	22	2017	6	18	12,234	8.13	26	150,500	7,191	5,043	58.78	41.22
5	5	2017	6	18	12,214	8.12	27	150,500	7,412	4,802	60.68	39.32
5	2	2017	3	17	12,206	8.11	28	150,500	7,327	4,879	60.03	39.97
5	17	2017	4	17	12,193	8.10	29	150,500	7,247	4,946	59.44	40.56
3	23	2017	5	17	12,192	8.10	30	150,500	7,343	4,849	60.23	39.77
4	4	2017	3	18	12,187	8.10	31	150,500	7,801	4,386	64.01	35.99
4	21	2017	6	17	12,178	8.09	32	150,500	7,399	4,779	60.76	39.24
5	5	2017	6	16	12,177	8.09	33	150,500	6,964	5,213	57.19	42.81
2	14	2017	3	17	12,176	8.09	34	150,500	7,281	4,895	59.80	40.20
6	6	2017	3	17	12,172	8.09	35	150,500	7,272	4,900	59.74	40.26
5	12	2017	6	16	12,171	8.09	36	150,500	7,019	5,152	57.67	42.33
9	8	2017	6	18	12,171	8.09	37	150,500	7,299	4,872	59.97	40.03
9	8	2017	6	17	12,164	8.08	38	150,500	7,286	4,878	59.90	40.10
9	15	2017	6	16	12,164	8.08	39	150,500	7,010	5,154	57.63	42.37
9	29	2017	6	17	12,160	8.08	40	150,500	7,270	4,890	59.79	40.21
4	25	2017	3	18	12,153	8.08	41	150,500	7,721	4,432	63.53	36.47
5	31	2017	4	18	12,148	8.07	42	150,500	7,645	4,503	62.93	37.07
5	9	2017	3	17	12,146	8.07	43	150,500	7,275	4,871	59.90	40.10
5	17	2017	4	18	12,142	8.07	44	150,500	7,608	4,534	62.66	37.34
9	15	2017	6	18	12,130	8.06	45	150,500	7,349	4,781	60.59	39.41
9	12	2017	3	18	12,125	8.06	46	150,500	7,188	4,937	59.28	40.72
5	9	2017	3	18	12,115	8.05	47	150,500	7,682	4,433	63.41	36.59
6	20	2017	3	17	12,113	8.05	48	150,500	7,111	5,002	58.71	41.29
11	1	2017	4	18	12,111	8.05	49	150,500	7,476	4,635	61.73	38.27
9	27	2017	4	18	12,109	8.05	50	150,500	7,225	4,884	59.67	40.33
6	1	2017	5	18	12,108	8.05	51	150,500	7,720	4,388	63.76	36.24
1	27	2017	6	18	12,104	8.04	52	150,500	7,360	4,744	60.81	39.19
8	18	2017	6	17	12,103	8.04	53	150,500	6,813	5,290	56.29	43.71
3	31	2017	6	16	12,098	8.04	54	150,500	6,765	5,333	55.92	44.08
6	16	2017	6	17	12,097	8.04	55	150,500	7,341	4,756	60.68	39.32
5	8	2017	2	17	12,095	8.04	56	150,500	7,277	4,818	60.17	39.83
5	11	2017	5	17	12,091	8.03	57	150,500	7,320	4,771	60.54	39.46
5	24	2017	4	17	12,087	8.03	58	150,500	7,484	4,603	61.92	38.08
6	1	2017	5	17	12,085	8.03	59	150,500	7,196	4,889	59.54	40.46
8	2	2017	4	17	12,085	8.03	60	150,500	7,129	4,956	58.99	41.01
3	1	2017	4	18	12,075	8.02	61	150,500	7,642	4,433	63.29	36.71
3	16	2017	5	17	12,075	8.02	62	150,500	7,300	4,775	60.46	39.54
5	10	2017	4	17	12,075	8.02	63	150,500	7,036	5,039	58.27	41.73
10	12	2017	5	18	12,066	8.02	64	150,500	7,292	4,774	60.43	39.57
4	4	2017	3	17	12,058	8.01	65	150,500	7,276	4,782	60.34	39.66
5	24	2017	4	18	12,058	8.01	66	150,500	7,653	4,405	63.47	36.53
4	28	2017	6	16	12,057	8.01	67	150,500	6,919	5,138	57.39	42.61

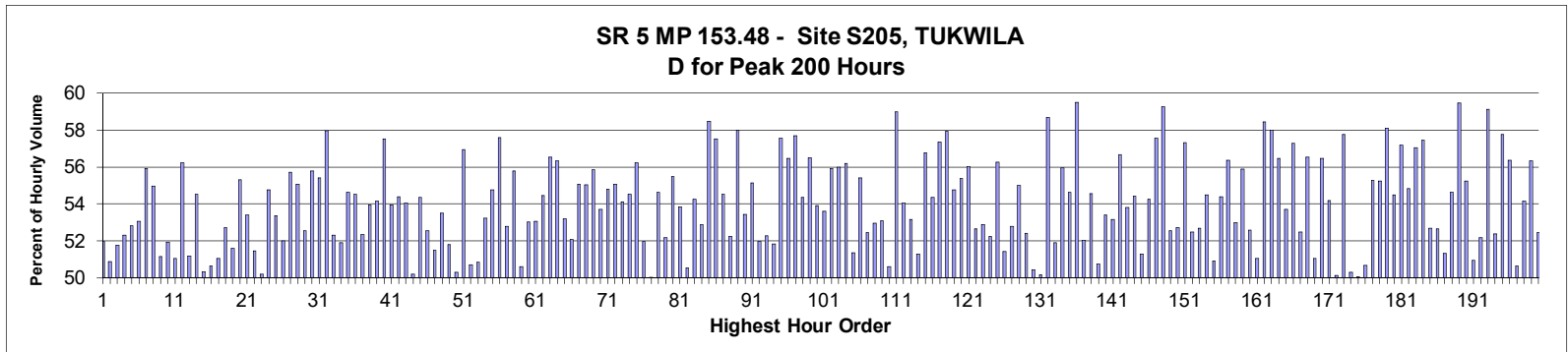
MO	DY	YR	DAY OF WK	HR	HR VOL	PERCENT OF AADT	HOUR NUMBER	AADT	EAST VOLUME	WEST VOLUME	PERCENT EAST IS OF TOTAL VOLUME	PERCENT WEST IS OF TOTAL VOLUME
7	28	2017	6	17	12,041	8.00	68	150,500	6,922	5,119	57.49	42.51
2	1	2017	4	17	12,031	7.99	69	150,500	7,150	4,881	59.43	40.57
4	20	2017	5	18	12,027	7.99	70	150,500	7,527	4,500	62.58	37.42
8	7	2017	2	17	12,027	7.99	71	150,500	7,223	4,804	60.06	39.94
5	31	2017	4	17	12,026	7.99	72	150,500	7,155	4,871	59.50	40.50
10	4	2017	4	18	12,025	7.99	73	150,500	7,329	4,696	60.95	39.05
5	26	2017	6	17	12,024	7.99	74	150,500	7,497	4,527	62.35	37.65
2	10	2017	6	17	12,019	7.99	75	150,500	7,529	4,490	62.64	37.36
1	20	2017	6	17	12,013	7.98	76	150,500	7,255	4,758	60.39	39.61
5	16	2017	3	17	12,011	7.98	77	150,500	7,256	4,755	60.41	39.59
8	11	2017	6	17	12,003	7.98	78	150,500	6,984	5,019	58.19	41.81
8	8	2017	3	17	11,999	7.97	79	150,500	7,077	4,922	58.98	41.02
3	29	2017	4	18	11,998	7.97	80	150,500	7,530	4,468	62.76	37.24
3	1	2017	4	17	11,997	7.97	81	150,500	7,242	4,755	60.37	39.63
8	31	2017	5	17	11,996	7.97	82	150,500	7,235	4,761	60.31	39.69
6	23	2017	6	17	11,994	7.97	83	150,500	7,165	4,829	59.74	40.26
7	7	2017	6	17	11,994	7.97	84	150,500	7,045	4,949	58.74	41.26
11	2	2017	5	17	11,994	7.97	85	150,500	6,927	5,067	57.75	42.25
7	28	2017	6	16	11,986	7.96	86	150,500	6,607	5,379	55.12	44.88
6	7	2017	4	18	11,984	7.96	87	150,500	7,131	4,853	59.50	40.50
10	27	2017	6	17	11,981	7.96	88	150,500	6,759	5,222	56.41	43.59
1	27	2017	6	16	11,979	7.96	89	150,500	6,905	5,074	57.64	42.36
5	18	2017	5	17	11,979	7.96	90	150,500	7,287	4,692	60.83	39.17
3	20	2017	2	17	11,978	7.96	91	150,500	7,300	4,678	60.95	39.05
8	9	2017	4	17	11,977	7.96	92	150,500	6,797	5,180	56.75	43.25
8	18	2017	6	16	11,971	7.95	93	150,500	6,417	5,554	53.60	46.40
6	21	2017	4	18	11,968	7.95	94	150,500	7,161	4,807	59.83	40.17
5	26	2017	6	16	11,964	7.95	95	150,500	7,147	4,817	59.74	40.26
6	13	2017	3	18	11,960	7.95	96	150,500	7,392	4,568	61.81	38.19
3	30	2017	5	18	11,956	7.94	97	150,500	7,504	4,452	62.76	37.24
5	11	2017	5	18	11,955	7.94	98	150,500	7,715	4,240	64.53	35.47
5	3	2017	4	18	11,947	7.94	99	150,500	7,464	4,483	62.48	37.52
5	30	2017	3	18	11,941	7.93	100	150,500	7,630	4,311	63.90	36.10
5	25	2017	5	17	11,932	7.93	101	150,500	7,536	4,396	63.16	36.84
6	19	2017	2	18	11,930	7.93	102	150,500	7,230	4,700	60.60	39.40
11	22	2017	4	16	11,928	7.93	103	150,500	7,132	4,796	59.79	40.21
9	21	2017	5	18	11,927	7.92	104	150,500	7,179	4,748	60.19	39.81
4	28	2017	6	18	11,924	7.92	105	150,500	7,476	4,448	62.70	37.30
10	24	2017	3	18	11,922	7.92	106	150,500	7,324	4,598	61.43	38.57
5	30	2017	3	17	11,917	7.92	107	150,500	7,228	4,689	60.65	39.35
10	6	2017	6	16	11,917	7.92	108	150,500	6,826	5,091	57.28	42.72
10	6	2017	6	18	11,917	7.92	109	150,500	7,362	4,555	61.78	38.22
3	22	2017	4	18	11,916	7.92	110	150,500	7,597	4,319	63.75	36.25
3	29	2017	4	17	11,913	7.92	111	150,500	7,135	4,778	59.89	40.11
9	20	2017	4	18	11,913	7.92	112	150,500	7,146	4,767	59.98	40.02
10	24	2017	3	17	11,909	7.91	113	150,500	7,026	4,883	59.00	41.00
8	22	2017	3	17	11,905	7.91	114	150,500	6,771	5,134	56.88	43.12
3	30	2017	5	17	11,904	7.91	115	150,500	7,276	4,628	61.12	38.88
8	23	2017	4	17	11,899	7.91	116	150,500	6,988	4,911	58.73	41.27
8	25	2017	6	16	11,899	7.91	117	150,500	6,314	5,585	53.06	46.94
3	21	2017	3	18	11,898	7.91	118	150,500	7,746	4,152	65.10	34.90

MO	DY	YR	DAY OF WK	HR	HR VOL	PERCENT OF AADT	HOUR NUMBER	AADT	EAST VOLUME	WEST VOLUME	PERCENT	PERCENT
											IS OF TOTAL VOLUME	WEST IS OF TOTAL VOLUME
10	23	2017	2	17	11,895	7.90	119	150,500	6,993	4,902	58.79	41.21
8	24	2017	5	17	11,893	7.90	120	150,500	7,049	4,844	59.27	40.73
5	22	2017	2	17	11,890	7.90	121	150,500	7,173	4,717	60.33	39.67
8	15	2017	3	17	11,887	7.90	122	150,500	6,896	4,991	58.01	41.99
6	27	2017	3	18	11,884	7.90	123	150,500	7,095	4,789	59.70	40.30
10	12	2017	5	17	11,883	7.90	124	150,500	7,053	4,830	59.35	40.65
3	16	2017	5	18	11,881	7.89	125	150,500	7,606	4,275	64.02	35.98
1	6	2017	6	17	11,874	7.89	126	150,500	7,326	4,548	61.70	38.30
10	13	2017	6	17	11,874	7.89	127	150,500	6,971	4,903	58.71	41.29
11	27	2017	2	17	11,874	7.89	128	150,500	7,146	4,728	60.18	39.82
2	14	2017	3	18	11,869	7.89	129	150,500	7,700	4,169	64.87	35.13
10	4	2017	4	17	11,868	7.89	130	150,500	6,980	4,888	58.81	41.19
10	30	2017	2	18	11,867	7.89	131	150,500	7,079	4,788	59.65	40.35
9	21	2017	5	17	11,866	7.88	132	150,500	7,011	4,855	59.08	40.92
4	3	2017	2	18	11,861	7.88	133	150,500	7,568	4,293	63.81	36.19
2	17	2017	6	17	11,860	7.88	134	150,500	7,344	4,516	61.92	38.08
6	2	2017	6	18	11,859	7.88	135	150,500	7,449	4,410	62.81	37.19
4	19	2017	4	17	11,853	7.88	136	150,500	7,079	4,774	59.72	40.28
4	6	2017	5	17	11,848	7.87	137	150,500	7,006	4,842	59.13	40.87
6	20	2017	3	18	11,846	7.87	138	150,500	7,045	4,801	59.47	40.53
6	14	2017	4	17	11,843	7.87	139	150,500	6,884	4,959	58.13	41.87
6	22	2017	5	17	11,841	7.87	140	150,500	7,112	4,729	60.06	39.94
6	23	2017	6	16	11,841	7.87	141	150,500	6,636	5,205	56.04	43.96
3	23	2017	5	18	11,838	7.87	142	150,500	7,493	4,345	63.30	36.70
5	8	2017	2	18	11,838	7.87	143	150,500	7,491	4,347	63.28	36.72
1	24	2017	3	17	11,837	7.87	144	150,500	7,210	4,627	60.91	39.09
3	15	2017	4	18	11,837	7.87	145	150,500	7,546	4,291	63.75	36.25
11	8	2017	4	8	11,837	7.87	146	150,500	5,189	6,648	43.84	56.16
4	6	2017	5	18	11,836	7.86	147	150,500	7,491	4,345	63.29	36.71
1	13	2017	6	16	11,835	7.86	148	150,500	6,979	4,856	58.97	41.03
10	30	2017	2	17	11,835	7.86	149	150,500	7,097	4,738	59.97	40.03
6	6	2017	3	18	11,833	7.86	150	150,500	7,358	4,475	62.18	37.82
2	1	2017	4	18	11,832	7.86	151	150,500	7,466	4,366	63.10	36.90
3	28	2017	3	18	11,828	7.86	152	150,500	7,509	4,319	63.48	36.52
11	17	2017	6	17	11,828	7.86	153	150,500	6,883	4,945	58.19	41.81
4	3	2017	2	17	11,823	7.86	154	150,500	7,160	4,663	60.56	39.44
11	7	2017	3	18	11,813	7.85	155	150,500	7,290	4,523	61.71	38.29
1	4	2017	4	17	11,812	7.85	156	150,500	7,253	4,559	61.40	38.60
6	9	2017	6	16	11,811	7.85	157	150,500	6,773	5,038	57.34	42.66
7	6	2017	5	17	11,808	7.85	158	150,500	6,869	4,939	58.17	41.83
4	20	2017	5	17	11,807	7.85	159	150,500	7,185	4,622	60.85	39.15
1	6	2017	6	18	11,799	7.84	160	150,500	7,418	4,381	62.87	37.13
5	23	2017	3	17	11,799	7.84	161	150,500	7,037	4,762	59.64	40.36
6	5	2017	2	17	11,799	7.84	162	150,500	6,990	4,809	59.24	40.76
7	14	2017	6	16	11,799	7.84	163	150,500	6,603	5,196	55.96	44.04
7	19	2017	4	17	11,795	7.84	164	150,500	6,668	5,127	56.53	43.47
8	16	2017	4	18	11,789	7.83	165	150,500	7,490	4,299	63.53	36.47
8	14	2017	2	18	11,785	7.83	166	150,500	7,026	4,759	59.62	40.38
11	7	2017	3	8	11,784	7.83	167	150,500	5,162	6,622	43.81	56.19
2	13	2017	2	17	11,779	7.83	168	150,500	7,172	4,607	60.89	39.11
6	16	2017	6	16	11,777	7.83	169	150,500	6,839	4,938	58.07	41.93

MO	DY	YR	DAY OF WK	HR	HR VOL	PERCENT OF AADT	HOUR NUMBER	AADT	EAST VOLUME	WEST VOLUME	PERCENT EAST IS OF TOTAL VOLUME	PERCENT WEST IS OF TOTAL VOLUME
1	4	2017	4	18	11,776	7.82	170	150,500	7,519	4,257	63.85	36.15
4	26	2017	4	17	11,776	7.82	171	150,500	6,942	4,834	58.95	41.05
9	7	2017	5	18	11,776	7.82	172	150,500	7,262	4,514	61.67	38.33
11	7	2017	3	17	11,774	7.82	173	150,500	6,937	4,837	58.92	41.08
10	17	2017	3	18	11,773	7.82	174	150,500	6,996	4,777	59.42	40.58
1	26	2017	5	18	11,772	7.82	175	150,500	7,497	4,275	63.69	36.31
1	3	2017	3	17	11,769	7.82	176	150,500	7,233	4,536	61.46	38.54
10	9	2017	2	17	11,766	7.82	177	150,500	6,925	4,841	58.86	41.14
9	20	2017	4	8	11,765	7.82	178	150,500	5,164	6,601	43.89	56.11
5	4	2017	5	17	11,763	7.82	179	150,500	6,921	4,842	58.84	41.16
5	25	2017	5	16	11,763	7.82	180	150,500	6,822	4,941	58.00	42.00
1	5	2017	5	18	11,756	7.81	181	150,500	7,500	4,256	63.80	36.20
9	26	2017	3	18	11,756	7.81	182	150,500	7,158	4,598	60.89	39.11
9	22	2017	6	16	11,754	7.81	183	150,500	6,650	5,104	56.58	43.42
4	5	2017	4	18	11,753	7.81	184	150,500	7,512	4,241	63.92	36.08
4	27	2017	5	18	11,753	7.81	185	150,500	7,375	4,378	62.75	37.25
10	20	2017	6	16	11,740	7.80	186	150,500	6,728	5,012	57.31	42.69
7	13	2017	5	18	11,739	7.80	187	150,500	7,295	4,444	62.14	37.86
6	19	2017	2	17	11,737	7.80	188	150,500	6,739	4,998	57.42	42.58
11	6	2017	2	18	11,737	7.80	189	150,500	7,197	4,540	61.32	38.68
10	13	2017	6	16	11,735	7.80	190	150,500	6,844	4,891	58.32	41.68
1	11	2017	4	18	11,734	7.80	191	150,500	7,402	4,332	63.08	36.92
8	14	2017	2	17	11,734	7.80	192	150,500	6,862	4,872	58.48	41.52
9	14	2017	5	17	11,733	7.80	193	150,500	6,981	4,752	59.50	40.50
6	27	2017	3	17	11,732	7.80	194	150,500	6,871	4,861	58.57	41.43
1	5	2017	5	17	11,731	7.79	195	150,500	7,120	4,611	60.69	39.31
8	11	2017	6	16	11,730	7.79	196	150,500	6,468	5,262	55.14	44.86
9	28	2017	5	18	11,728	7.79	197	150,500	7,180	4,548	61.22	38.78
10	10	2017	3	18	11,727	7.79	198	150,500	7,184	4,543	61.26	38.74
10	31	2017	3	16	11,726	7.79	199	150,500	6,749	4,977	57.56	42.44
11	2	2017	5	18	11,725	7.79	200	150,500	6,898	4,827	58.83	41.17



**AADT= 238,857      K 30 FACTOR= 7.15      K 100 FACTOR= 6.91      K 200 FACTOR= 6.75      D 30 FACTOR= 55.78**



MO	DY	YR	DAY OF WK	HR	HR VOL	PERCENT OF AADT	HOUR NUMBER	AADT	NORTH VOLUME	SOUTH VOLUME	PERCENT NORTH IS OF TOTAL VOLUME	PERCENT SOUTH IS OF TOTAL VOLUME
8	25	2017	6	14	18,180	7.61	1	238,857	8,734	9,446	48.04	51.96
8	25	2017	6	15	18,008	7.54	2	238,857	8,846	9,162	49.12	50.88
8	11	2017	6	15	17,966	7.52	3	238,857	8,665	9,301	48.23	51.77
8	11	2017	6	14	17,962	7.52	4	238,857	8,568	9,394	47.70	52.30
6	22	2017	5	15	17,935	7.51	5	238,857	8,463	9,472	47.19	52.81
6	23	2017	6	14	17,670	7.40	6	238,857	8,298	9,372	46.96	53.04
10	13	2017	6	15	17,550	7.35	7	238,857	7,734	9,816	44.07	55.93
3	31	2017	6	15	17,547	7.35	8	238,857	7,904	9,643	45.04	54.96
8	18	2017	6	17	17,524	7.34	9	238,857	8,963	8,561	51.15	48.85
8	18	2017	6	14	17,504	7.33	10	238,857	8,414	9,090	48.07	51.93
8	9	2017	4	18	17,503	7.33	11	238,857	8,935	8,568	51.05	48.95
1	13	2017	6	15	17,432	7.30	12	238,857	7,629	9,803	43.76	56.24
6	23	2017	6	15	17,431	7.30	13	238,857	8,510	8,921	48.82	51.18
6	19	2017	2	15	17,427	7.30	14	238,857	7,928	9,499	45.49	54.51
8	9	2017	4	14	17,396	7.28	15	238,857	8,754	8,642	50.32	49.68
8	25	2017	6	16	17,396	7.28	16	238,857	8,810	8,586	50.64	49.36

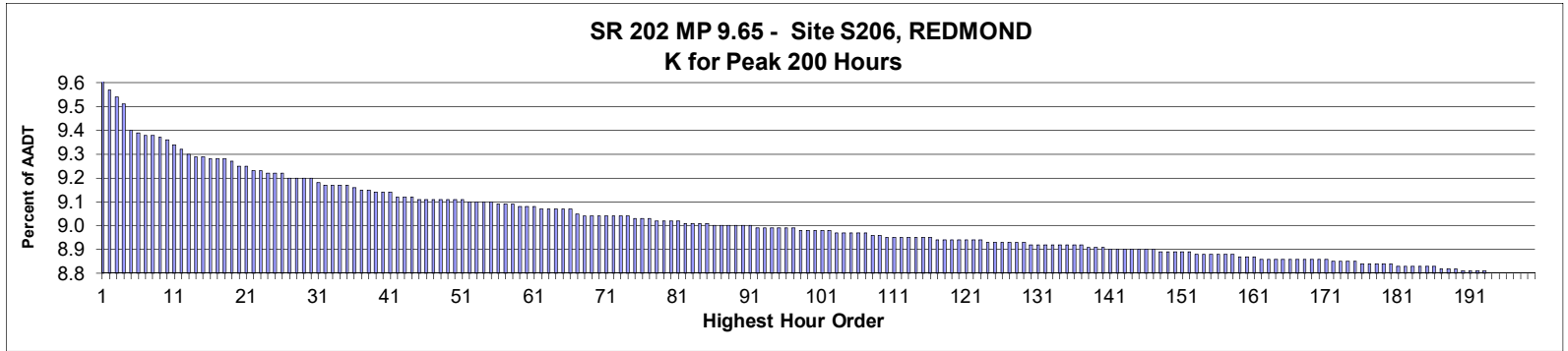


MO	DY	YR	DAY OF WK	HR	HR VOL	PERCENT OF AADT	HOUR NUMBER	AADT	NORTH VOLUME	SOUTH VOLUME	PERCENT	PERCENT
											IS OF TOTAL VOLUME	IS OF TOTAL VOLUME
8	18	2017	6	15	17,331	7.26	17	238,857	8,483	8,848	48.95	51.05
6	2	2017	6	15	17,286	7.24	18	238,857	8,174	9,112	47.29	52.71
6	22	2017	5	14	17,265	7.23	19	238,857	8,906	8,359	51.58	48.42
8	7	2017	2	15	17,235	7.22	20	238,857	7,702	9,533	44.69	55.31
3	31	2017	6	14	17,215	7.21	21	238,857	8,023	9,192	46.60	53.40
8	9	2017	4	15	17,215	7.21	22	238,857	8,360	8,855	48.56	51.44
8	18	2017	6	16	17,176	7.19	23	238,857	8,554	8,622	49.80	50.20
4	21	2017	6	15	17,163	7.19	24	238,857	7,763	9,400	45.23	54.77
6	16	2017	6	14	17,142	7.18	25	238,857	7,992	9,150	46.62	53.38
9	1	2017	6	14	17,128	7.17	26	238,857	8,224	8,904	48.01	51.99
10	20	2017	6	15	17,109	7.16	27	238,857	7,580	9,529	44.30	55.70
2	17	2017	6	15	17,096	7.16	28	238,857	7,682	9,414	44.93	55.07
8	16	2017	4	14	17,087	7.15	29	238,857	8,110	8,977	47.46	52.54
3	10	2017	6	15	17,079	7.15	30	238,857	7,553	9,526	44.22	55.78
8	24	2017	5	15	17,065	7.14	31	238,857	7,611	9,454	44.60	55.40
4	13	2017	5	15	17,035	7.13	32	238,857	7,161	9,874	42.04	57.96
3	31	2017	6	17	17,022	7.13	33	238,857	8,119	8,903	47.70	52.30
8	9	2017	4	17	17,008	7.12	34	238,857	8,826	8,182	51.89	48.11
9	22	2017	6	14	17,005	7.12	35	238,857	7,716	9,289	45.37	54.63
9	29	2017	6	15	16,993	7.11	36	238,857	7,728	9,265	45.48	54.52
6	16	2017	6	15	16,965	7.10	37	238,857	8,086	8,879	47.66	52.34
4	7	2017	6	15	16,958	7.10	38	238,857	7,811	9,147	46.06	53.94
10	6	2017	6	14	16,953	7.10	39	238,857	7,774	9,179	45.86	54.14
4	6	2017	5	15	16,950	7.10	40	238,857	7,202	9,748	42.49	57.51
4	7	2017	6	14	16,947	7.10	41	238,857	7,808	9,139	46.07	53.93
8	15	2017	3	15	16,932	7.09	42	238,857	7,725	9,207	45.62	54.38
9	1	2017	6	15	16,927	7.09	43	238,857	7,776	9,151	45.94	54.06
8	25	2017	6	17	16,915	7.08	44	238,857	8,491	8,424	50.20	49.80
8	16	2017	4	15	16,908	7.08	45	238,857	7,720	9,188	45.66	54.34
9	22	2017	6	18	16,908	7.08	46	238,857	8,021	8,887	47.44	52.56
8	18	2017	6	18	16,890	7.07	47	238,857	8,696	8,194	51.49	48.51
10	6	2017	6	17	16,883	7.07	48	238,857	7,850	9,033	46.50	53.50
8	15	2017	3	14	16,882	7.07	49	238,857	8,136	8,746	48.19	51.81
8	11	2017	6	17	16,878	7.07	50	238,857	8,386	8,492	49.69	50.31
1	16	2017	2	15	16,866	7.06	51	238,857	7,264	9,602	43.07	56.93
8	11	2017	6	13	16,856	7.06	52	238,857	8,308	8,548	49.29	50.71
3	18	2017	7	17	16,844	7.05	53	238,857	8,282	8,562	49.17	50.83
4	29	2017	7	16	16,843	7.05	54	238,857	8,966	7,877	53.23	46.77
6	7	2017	4	15	16,821	7.04	55	238,857	7,610	9,211	45.24	54.76
4	4	2017	3	15	16,815	7.04	56	238,857	7,132	9,683	42.41	57.59
2	17	2017	6	14	16,810	7.04	57	238,857	7,936	8,874	47.21	52.79
3	23	2017	5	15	16,809	7.04	58	238,857	7,429	9,380	44.20	55.80
8	11	2017	6	16	16,806	7.04	59	238,857	8,303	8,503	49.40	50.60
1	27	2017	6	17	16,805	7.04	60	238,857	7,893	8,912	46.97	53.03
4	14	2017	6	15	16,804	7.04	61	238,857	7,891	8,913	46.96	53.04
6	2	2017	6	14	16,795	7.03	62	238,857	7,648	9,147	45.54	54.46
9	5	2017	3	15	16,776	7.02	63	238,857	7,292	9,484	43.47	56.53
9	8	2017	6	15	16,776	7.02	64	238,857	7,326	9,450	43.67	56.33
4	14	2017	6	16	16,767	7.02	65	238,857	7,845	8,922	46.79	53.21
3	24	2017	6	14	16,731	7.00	66	238,857	8,021	8,710	47.94	52.06
9	15	2017	6	15	16,723	7.00	67	238,857	7,516	9,207	44.94	55.06

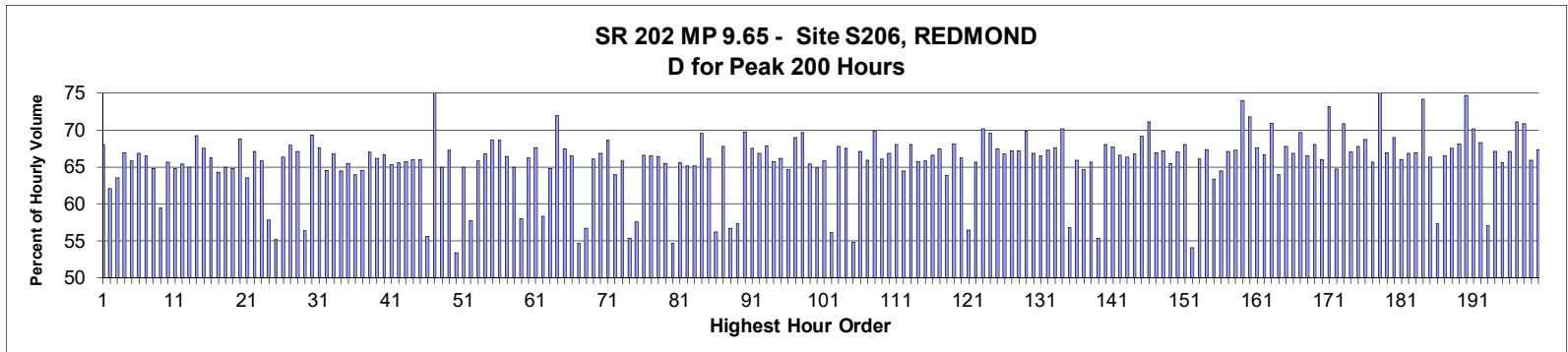
MO	DY	YR	DAY OF WK	HR	HR VOL	PERCENT OF AADT	HOUR NUMBER	AADT	NORTH VOLUME	SOUTH VOLUME	PERCENT NORTH IS OF TOTAL VOLUME	PERCENT SOUTH IS OF TOTAL VOLUME
8	31	2017	5	15	16,720	7.00	68	238,857	7,517	9,203	44.96	55.04
8	14	2017	2	15	16,716	7.00	69	238,857	7,378	9,338	44.14	55.86
6	8	2017	5	15	16,697	6.99	70	238,857	7,729	8,968	46.29	53.71
4	21	2017	6	14	16,685	6.99	71	238,857	7,542	9,143	45.20	54.80
6	20	2017	3	15	16,685	6.99	72	238,857	7,496	9,189	44.93	55.07
10	6	2017	6	18	16,679	6.98	73	238,857	7,651	9,028	45.87	54.13
9	22	2017	6	15	16,677	6.98	74	238,857	7,586	9,091	45.49	54.51
9	21	2017	5	15	16,676	6.98	75	238,857	7,301	9,375	43.78	56.22
8	11	2017	6	18	16,675	6.98	76	238,857	8,007	8,668	48.02	51.98
8	18	2017	6	13	16,658	6.97	77	238,857	8,324	8,334	49.97	50.03
6	14	2017	4	15	16,653	6.97	78	238,857	7,556	9,097	45.37	54.63
8	17	2017	5	14	16,645	6.97	79	238,857	7,963	8,682	47.84	52.16
10	27	2017	6	15	16,640	6.97	80	238,857	7,408	9,232	44.52	55.48
6	26	2017	2	15	16,637	6.97	81	238,857	7,678	8,959	46.15	53.85
6	21	2017	4	14	16,623	6.96	82	238,857	8,225	8,398	49.48	50.52
10	13	2017	6	14	16,617	6.96	83	238,857	7,604	9,013	45.76	54.24
9	29	2017	6	14	16,583	6.94	84	238,857	7,815	8,768	47.13	52.87
3	20	2017	2	15	16,580	6.94	85	238,857	6,883	9,697	41.51	58.49
10	26	2017	5	15	16,572	6.94	86	238,857	7,040	9,532	42.48	57.52
9	8	2017	6	18	16,566	6.94	87	238,857	7,536	9,030	45.49	54.51
8	31	2017	5	14	16,560	6.93	88	238,857	7,910	8,650	47.77	52.23
2	16	2017	5	15	16,552	6.93	89	238,857	6,952	9,600	42.00	58.00
4	28	2017	6	14	16,547	6.93	90	238,857	7,705	8,842	46.56	53.44
9	8	2017	6	14	16,541	6.93	91	238,857	7,423	9,118	44.88	55.12
6	23	2017	6	16	16,529	6.92	92	238,857	7,941	8,588	48.04	51.96
6	23	2017	6	17	16,527	6.92	93	238,857	7,889	8,638	47.73	52.27
8	17	2017	5	15	16,525	6.92	94	238,857	7,959	8,566	48.16	51.84
2	24	2017	6	15	16,519	6.92	95	238,857	7,009	9,510	42.43	57.57
8	21	2017	2	15	16,516	6.91	96	238,857	7,191	9,325	43.54	56.46
4	3	2017	2	15	16,515	6.91	97	238,857	6,986	9,529	42.30	57.70
9	8	2017	6	17	16,514	6.91	98	238,857	7,538	8,976	45.65	54.35
6	1	2017	5	15	16,511	6.91	99	238,857	7,181	9,330	43.49	56.51
10	20	2017	6	14	16,506	6.91	100	238,857	7,607	8,899	46.09	53.91
4	12	2017	4	17	16,501	6.91	101	238,857	7,658	8,843	46.41	53.59
9	20	2017	4	15	16,499	6.91	102	238,857	7,271	9,228	44.07	55.93
4	14	2017	6	14	16,493	6.90	103	238,857	7,258	9,235	44.01	55.99
8	22	2017	3	15	16,486	6.90	104	238,857	7,221	9,265	43.80	56.20
6	8	2017	5	14	16,485	6.90	105	238,857	8,019	8,466	48.64	51.36
6	12	2017	2	15	16,481	6.90	106	238,857	7,351	9,130	44.60	55.40
6	22	2017	5	16	16,480	6.90	107	238,857	7,840	8,640	47.57	52.43
6	19	2017	2	17	16,476	6.90	108	238,857	7,748	8,728	47.03	52.97
9	16	2017	7	15	16,470	6.90	109	238,857	7,725	8,745	46.90	53.10
6	23	2017	6	13	16,458	6.89	110	238,857	8,129	8,329	49.39	50.61
1	26	2017	5	15	16,456	6.89	111	238,857	6,750	9,706	41.02	58.98
3	3	2017	6	14	16,450	6.89	112	238,857	7,558	8,892	45.95	54.05
6	19	2017	2	18	16,450	6.89	113	238,857	7,704	8,746	46.83	53.17
9	16	2017	7	16	16,448	6.89	114	238,857	8,011	8,437	48.71	51.29
10	6	2017	6	15	16,440	6.88	115	238,857	7,108	9,332	43.24	56.76
10	13	2017	6	16	16,423	6.88	116	238,857	7,499	8,924	45.66	54.34
1	20	2017	6	15	16,419	6.87	117	238,857	7,005	9,414	42.66	57.34
4	11	2017	3	15	16,418	6.87	118	238,857	6,909	9,509	42.08	57.92

MO	DY	YR	DAY OF WK	HR	HR VOL	PERCENT OF AADT	HOUR NUMBER	AADT	NORTH VOLUME	SOUTH VOLUME	PERCENT NORTH IS OF TOTAL VOLUME	PERCENT SOUTH IS OF TOTAL VOLUME
1	20	2017	6	17	16,416	6.87	119	238,857	7,428	8,988	45.25	54.75
8	23	2017	4	15	16,415	6.87	120	238,857	7,325	9,090	44.62	55.38
6	6	2017	3	15	16,414	6.87	121	238,857	7,220	9,194	43.99	56.01
6	20	2017	3	16	16,412	6.87	122	238,857	7,772	8,640	47.36	52.64
6	21	2017	4	15	16,411	6.87	123	238,857	7,733	8,678	47.12	52.88
8	24	2017	5	14	16,410	6.87	124	238,857	7,835	8,575	47.75	52.25
3	16	2017	5	15	16,406	6.87	125	238,857	7,177	9,229	43.75	56.25
6	21	2017	4	16	16,403	6.87	126	238,857	7,967	8,436	48.57	51.43
3	31	2017	6	16	16,393	6.86	127	238,857	7,742	8,651	47.23	52.77
4	7	2017	6	17	16,392	6.86	128	238,857	7,375	9,017	44.99	55.01
4	22	2017	7	17	16,387	6.86	129	238,857	7,799	8,588	47.59	52.41
6	21	2017	4	17	16,383	6.86	130	238,857	8,121	8,262	49.57	50.43
3	25	2017	7	16	16,381	6.86	131	238,857	8,219	8,162	50.17	49.83
10	10	2017	3	15	16,381	6.86	132	238,857	6,769	9,612	41.32	58.68
3	11	2017	7	15	16,378	6.86	133	238,857	7,880	8,498	48.11	51.89
8	30	2017	4	15	16,377	6.86	134	238,857	7,210	9,167	44.03	55.97
9	15	2017	6	14	16,372	6.85	135	238,857	7,428	8,944	45.37	54.63
1	11	2017	4	15	16,369	6.85	136	238,857	6,630	9,739	40.50	59.50
6	16	2017	6	16	16,365	6.85	137	238,857	7,847	8,518	47.95	52.05
2	24	2017	6	14	16,364	6.85	138	238,857	7,436	8,928	45.44	54.56
6	21	2017	4	18	16,361	6.85	139	238,857	8,060	8,301	49.26	50.74
6	2	2017	6	17	16,359	6.85	140	238,857	7,624	8,735	46.60	53.40
9	16	2017	7	14	16,346	6.84	141	238,857	7,656	8,690	46.84	53.16
8	29	2017	3	15	16,342	6.84	142	238,857	7,080	9,262	43.32	56.68
4	29	2017	7	18	16,334	6.84	143	238,857	8,787	7,547	53.80	46.20
4	6	2017	5	16	16,333	6.84	144	238,857	7,443	8,890	45.57	54.43
8	9	2017	4	16	16,333	6.84	145	238,857	7,955	8,378	48.71	51.29
4	21	2017	6	17	16,331	6.84	146	238,857	7,469	8,862	45.74	54.26
4	28	2017	6	15	16,326	6.84	147	238,857	6,929	9,397	42.44	57.56
9	13	2017	4	15	16,320	6.83	148	238,857	6,649	9,671	40.74	59.26
6	7	2017	4	17	16,317	6.83	149	238,857	7,745	8,572	47.47	52.53
10	27	2017	6	18	16,317	6.83	150	238,857	7,714	8,603	47.28	52.72
2	13	2017	2	15	16,315	6.83	151	238,857	6,961	9,354	42.67	57.33
9	1	2017	6	13	16,311	6.83	152	238,857	7,753	8,558	47.53	52.47
3	10	2017	6	14	16,309	6.83	153	238,857	7,716	8,593	47.31	52.69
3	30	2017	5	15	16,305	6.83	154	238,857	7,419	8,886	45.50	54.50
9	30	2017	7	17	16,299	6.82	155	238,857	8,300	7,999	50.92	49.08
3	3	2017	6	15	16,294	6.82	156	238,857	7,435	8,859	45.63	54.37
4	17	2017	2	15	16,294	6.82	157	238,857	7,108	9,186	43.62	56.38
4	21	2017	6	16	16,291	6.82	158	238,857	7,657	8,634	47.00	53.00
8	28	2017	2	15	16,283	6.82	159	238,857	7,180	9,103	44.10	55.90
6	22	2017	5	17	16,281	6.82	160	238,857	7,720	8,561	47.42	52.58
8	23	2017	4	14	16,280	6.82	161	238,857	7,970	8,310	48.96	51.04
2	14	2017	3	15	16,266	6.81	162	238,857	6,761	9,505	41.57	58.43
10	25	2017	4	15	16,258	6.81	163	238,857	6,829	9,429	42.00	58.00
3	22	2017	4	15	16,256	6.81	164	238,857	7,074	9,182	43.52	56.48
6	2	2017	6	16	16,254	6.80	165	238,857	7,525	8,729	46.30	53.70
9	14	2017	5	15	16,252	6.80	166	238,857	6,945	9,307	42.73	57.27
9	29	2017	6	18	16,251	6.80	167	238,857	7,722	8,529	47.52	52.48
1	26	2017	5	17	16,247	6.80	168	238,857	7,065	9,182	43.48	56.52
6	19	2017	2	14	16,236	6.80	169	238,857	8,286	7,950	51.03	48.97

MO	DY	YR	DAY OF WK	HR	HR VOL	PERCENT OF AADT	HOUR NUMBER	AADT	NORTH VOLUME	SOUTH VOLUME	PERCENT NORTH IS OF TOTAL VOLUME	PERCENT SOUTH IS OF TOTAL VOLUME
9	27	2017	4	15	16,235	6.80	170	238,857	7,068	9,167	43.54	56.46
8	15	2017	3	18	16,229	6.79	171	238,857	7,434	8,795	45.81	54.19
6	16	2017	6	13	16,226	6.79	172	238,857	8,095	8,131	49.89	50.11
9	12	2017	3	15	16,217	6.79	173	238,857	6,849	9,368	42.23	57.77
6	23	2017	6	18	16,214	6.79	174	238,857	8,155	8,059	50.30	49.70
2	25	2017	7	17	16,209	6.79	175	238,857	8,097	8,112	49.95	50.05
9	30	2017	7	16	16,207	6.79	176	238,857	7,997	8,210	49.34	50.66
10	13	2017	6	17	16,207	6.79	177	238,857	7,251	8,956	44.74	55.26
4	6	2017	5	17	16,206	6.78	178	238,857	7,253	8,953	44.76	55.24
2	22	2017	4	15	16,202	6.78	179	238,857	6,785	9,417	41.88	58.12
9	15	2017	6	18	16,193	6.78	180	238,857	7,370	8,823	45.51	54.49
4	4	2017	3	16	16,186	6.78	181	238,857	6,928	9,258	42.80	57.20
4	11	2017	3	18	16,186	6.78	182	238,857	7,313	8,873	45.18	54.82
9	7	2017	5	15	16,186	6.78	183	238,857	6,955	9,231	42.97	57.03
10	23	2017	2	17	16,172	6.77	184	238,857	6,883	9,289	42.56	57.44
3	23	2017	5	17	16,170	6.77	185	238,857	7,651	8,519	47.32	52.68
10	27	2017	6	14	16,170	6.77	186	238,857	7,658	8,512	47.36	52.64
8	25	2017	6	13	16,169	6.77	187	238,857	7,869	8,300	48.67	51.33
6	22	2017	5	13	16,168	6.77	188	238,857	8,831	7,337	54.62	45.38
1	30	2017	2	15	16,155	6.76	189	238,857	6,548	9,607	40.53	59.47
1	13	2017	6	16	16,154	6.76	190	238,857	7,231	8,923	44.76	55.24
3	31	2017	6	18	16,153	6.76	191	238,857	7,926	8,227	49.07	50.93
8	7	2017	2	14	16,149	6.76	192	238,857	7,725	8,424	47.84	52.16
4	25	2017	3	15	16,144	6.76	193	238,857	6,597	9,547	40.86	59.14
8	14	2017	2	14	16,144	6.76	194	238,857	7,687	8,457	47.62	52.38
2	2	2017	5	15	16,143	6.76	195	238,857	6,820	9,323	42.25	57.75
3	2	2017	5	15	16,143	6.76	196	238,857	7,043	9,100	43.63	56.37
2	25	2017	7	15	16,134	6.75	197	238,857	8,171	7,963	50.64	49.36
3	25	2017	7	14	16,132	6.75	198	238,857	8,734	7,398	54.14	45.86
3	30	2017	5	18	16,124	6.75	199	238,857	7,043	9,081	43.68	56.32
3	18	2017	7	18	16,122	6.75	200	238,857	7,668	8,454	47.56	52.44



**AADT= 34,121      K 30 FACTOR= 9.20      K 100 FACTOR= 8.98      K 200 FACTOR= 8.80      D 30 FACTOR= 69.28**



MO	DY	YR	DAY OF WK	HR	HR VOL	PERCENT OF AADT	HOUR NUMBER	AADT	EAST VOLUME	WEST VOLUME	PERCENT EAST IS OF TOTAL VOLUME	PERCENT WEST IS OF TOTAL VOLUME
10	31	2017	3	17	3,279	9.61	1	34,121	2,231	1,048	68.04	31.96
10	27	2017	6	17	3,265	9.57	2	34,121	2,028	1,237	62.11	37.89
6	16	2017	6	17	3,255	9.54	3	34,121	2,068	1,187	63.53	36.47
11	14	2017	3	17	3,245	9.51	4	34,121	2,172	1,073	66.93	33.07
10	27	2017	6	18	3,208	9.40	5	34,121	2,111	1,097	65.80	34.20
10	26	2017	5	17	3,204	9.39	6	34,121	2,143	1,061	66.89	33.11
11	2	2017	5	17	3,200	9.38	7	34,121	2,129	1,071	66.53	33.47
6	16	2017	6	18	3,199	9.38	8	34,121	2,072	1,127	64.77	35.23
3	31	2017	6	16	3,197	9.37	9	34,121	1,901	1,296	59.46	40.54
6	9	2017	6	17	3,195	9.36	10	34,121	2,098	1,097	65.67	34.33
11	17	2017	6	17	3,186	9.34	11	34,121	2,065	1,121	64.81	35.19
10	24	2017	3	17	3,180	9.32	12	34,121	2,079	1,101	65.38	34.62
5	19	2017	6	17	3,174	9.30	13	34,121	2,062	1,112	64.97	35.03
6	12	2017	2	17	3,171	9.29	14	34,121	2,195	976	69.22	30.78
9	7	2017	5	17	3,170	9.29	15	34,121	2,142	1,028	67.57	32.43
12	14	2017	5	17	3,167	9.28	16	34,121	2,099	1,068	66.28	33.72

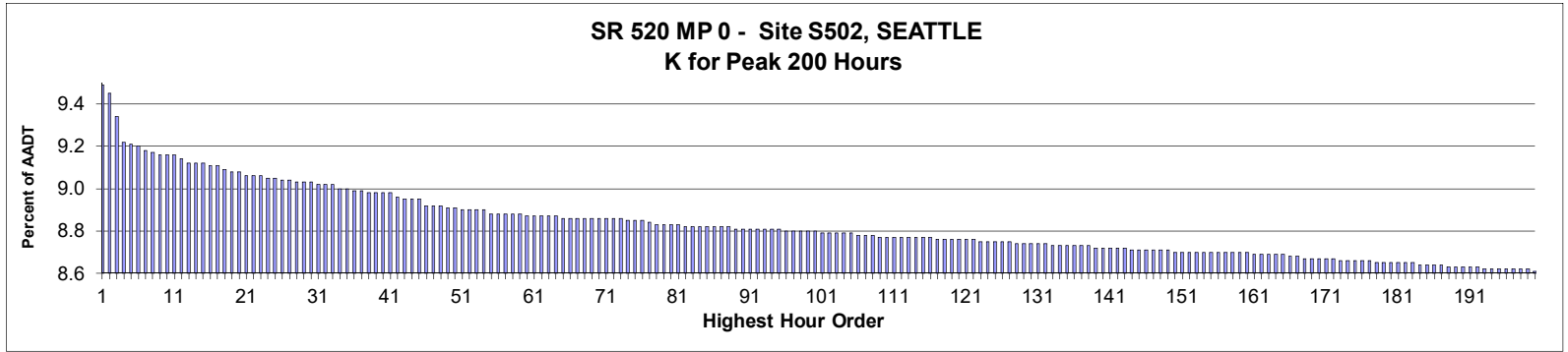
MO	DY	YR	DAY OF WK	HR	HR VOL	PERCENT OF AADT	HOUR NUMBER	AADT	EAST VOLUME	WEST VOLUME	PERCENT	PERCENT
											IS OF TOTAL VOLUME	WEST IS OF TOTAL VOLUME
12	15	2017	6	17	3,166	9.28	17	34,121	2,035	1,131	64.28	35.72
9	15	2017	6	17	3,165	9.28	18	34,121	2,056	1,109	64.96	35.04
3	31	2017	6	17	3,163	9.27	19	34,121	2,049	1,114	64.78	35.22
10	11	2017	4	18	3,157	9.25	20	34,121	2,171	986	68.77	31.23
9	22	2017	6	17	3,156	9.25	21	34,121	2,006	1,150	63.56	36.44
6	2	2017	6	18	3,149	9.23	22	34,121	2,112	1,037	67.07	32.93
11	7	2017	3	17	3,149	9.23	23	34,121	2,074	1,075	65.86	34.14
12	15	2017	6	16	3,147	9.22	24	34,121	1,819	1,328	57.80	42.20
5	19	2017	6	16	3,146	9.22	25	34,121	1,735	1,411	55.15	44.85
10	16	2017	2	17	3,146	9.22	26	34,121	2,086	1,060	66.31	33.69
10	13	2017	6	18	3,140	9.20	27	34,121	2,135	1,005	67.99	32.01
6	9	2017	6	18	3,138	9.20	28	34,121	2,106	1,032	67.11	32.89
6	16	2017	6	16	3,138	9.20	29	34,121	1,769	1,369	56.37	43.63
8	16	2017	4	17	3,138	9.20	30	34,121	2,174	964	69.28	30.72
10	30	2017	2	17	3,134	9.18	31	34,121	2,119	1,015	67.61	32.39
9	28	2017	5	17	3,129	9.17	32	34,121	2,019	1,110	64.53	35.47
4	28	2017	6	18	3,128	9.17	33	34,121	2,088	1,040	66.75	33.25
5	10	2017	4	17	3,128	9.17	34	34,121	2,017	1,111	64.48	35.52
12	7	2017	5	17	3,128	9.17	35	34,121	2,049	1,079	65.51	34.49
6	2	2017	6	17	3,126	9.16	36	34,121	1,999	1,127	63.95	36.05
10	10	2017	3	17	3,121	9.15	37	34,121	2,016	1,105	64.59	35.41
11	27	2017	2	17	3,121	9.15	38	34,121	2,091	1,030	67.00	33.00
8	25	2017	6	17	3,119	9.14	39	34,121	2,064	1,055	66.18	33.82
11	9	2017	5	17	3,118	9.14	40	34,121	2,078	1,040	66.65	33.35
10	9	2017	2	17	3,117	9.14	41	34,121	2,035	1,082	65.29	34.71
9	26	2017	3	17	3,112	9.12	42	34,121	2,040	1,072	65.55	34.45
10	12	2017	5	17	3,112	9.12	43	34,121	2,046	1,066	65.75	34.25
9	18	2017	2	17	3,111	9.12	44	34,121	2,053	1,058	65.99	34.01
5	3	2017	4	17	3,110	9.11	45	34,121	2,052	1,058	65.98	34.02
10	31	2017	3	16	3,110	9.11	46	34,121	1,729	1,381	55.59	44.41
3	8	2017	4	8	3,109	9.11	47	34,121	769	2,340	24.73	75.27
2	14	2017	3	17	3,108	9.11	48	34,121	2,020	1,088	64.99	35.01
6	19	2017	2	17	3,108	9.11	49	34,121	2,091	1,017	67.28	32.72
10	27	2017	6	16	3,108	9.11	50	34,121	1,659	1,449	53.38	46.62
10	13	2017	6	17	3,107	9.11	51	34,121	2,020	1,087	65.01	34.99
5	12	2017	6	16	3,106	9.10	52	34,121	1,794	1,312	57.76	42.24
8	11	2017	6	17	3,105	9.10	53	34,121	2,045	1,060	65.86	34.14
12	11	2017	2	17	3,105	9.10	54	34,121	2,072	1,033	66.73	33.27
9	28	2017	5	18	3,104	9.10	55	34,121	2,130	974	68.62	31.38
12	1	2017	6	17	3,102	9.09	56	34,121	2,129	973	68.63	31.37
5	22	2017	2	17	3,101	9.09	57	34,121	2,061	1,040	66.46	33.54
5	18	2017	5	17	3,100	9.09	58	34,121	2,013	1,087	64.94	35.06
3	30	2017	5	16	3,099	9.08	59	34,121	1,798	1,301	58.02	41.98
5	12	2017	6	17	3,098	9.08	60	34,121	2,052	1,046	66.24	33.76
8	17	2017	5	17	3,097	9.08	61	34,121	2,095	1,002	67.65	32.35
10	13	2017	6	16	3,095	9.07	62	34,121	1,805	1,290	58.32	41.68
10	17	2017	3	17	3,095	9.07	63	34,121	2,006	1,089	64.81	35.19
3	27	2017	2	18	3,094	9.07	64	34,121	2,226	868	71.95	28.05
8	15	2017	3	17	3,094	9.07	65	34,121	2,086	1,008	67.42	32.58
11	16	2017	5	17	3,094	9.07	66	34,121	2,057	1,037	66.48	33.52
6	8	2017	5	16	3,088	9.05	67	34,121	1,689	1,399	54.70	45.30

MO	DY	YR	DAY OF WK	HR	HR VOL	PERCENT OF AADT	HOUR NUMBER	AADT	EAST VOLUME	WEST VOLUME	PERCENT EAST IS OF TOTAL VOLUME	PERCENT WEST IS OF TOTAL VOLUME
11	17	2017	6	16	3,086	9.04	68	34,121	1,751	1,335	56.74	43.26
10	3	2017	3	17	3,084	9.04	69	34,121	2,038	1,046	66.08	33.92
10	26	2017	5	18	3,084	9.04	70	34,121	2,063	1,021	66.89	33.11
11	9	2017	5	18	3,084	9.04	71	34,121	2,116	968	68.61	31.39
11	17	2017	6	18	3,084	9.04	72	34,121	1,973	1,111	63.98	36.02
5	12	2017	6	18	3,083	9.04	73	34,121	2,030	1,053	65.84	34.16
6	9	2017	6	16	3,083	9.04	74	34,121	1,706	1,377	55.34	44.66
3	23	2017	5	16	3,082	9.03	75	34,121	1,773	1,309	57.53	42.47
9	19	2017	3	17	3,081	9.03	76	34,121	2,052	1,029	66.60	33.40
10	6	2017	6	17	3,080	9.03	77	34,121	2,049	1,031	66.53	33.47
4	27	2017	5	17	3,078	9.02	78	34,121	2,044	1,034	66.41	33.59
5	31	2017	4	17	3,078	9.02	79	34,121	2,015	1,063	65.46	34.54
10	26	2017	5	16	3,078	9.02	80	34,121	1,683	1,395	54.68	45.32
6	8	2017	5	17	3,077	9.02	81	34,121	2,017	1,060	65.55	34.45
5	2	2017	3	17	3,076	9.01	82	34,121	2,005	1,071	65.18	34.82
10	20	2017	6	17	3,075	9.01	83	34,121	2,003	1,072	65.14	34.86
5	31	2017	4	18	3,074	9.01	84	34,121	2,138	936	69.55	30.45
9	15	2017	6	18	3,073	9.01	85	34,121	2,034	1,039	66.19	33.81
12	7	2017	5	16	3,072	9.00	86	34,121	1,726	1,346	56.18	43.82
5	2	2017	3	18	3,071	9.00	87	34,121	2,081	990	67.76	32.24
4	28	2017	6	16	3,070	9.00	88	34,121	1,740	1,330	56.68	43.32
5	26	2017	6	16	3,070	9.00	89	34,121	1,759	1,311	57.30	42.70
6	14	2017	4	18	3,070	9.00	90	34,121	2,141	929	69.74	30.26
8	28	2017	2	17	3,070	9.00	91	34,121	2,072	998	67.49	32.51
12	12	2017	3	17	3,069	8.99	92	34,121	2,051	1,018	66.83	33.17
9	7	2017	5	18	3,067	8.99	93	34,121	2,081	986	67.85	32.15
9	12	2017	3	17	3,067	8.99	94	34,121	2,017	1,050	65.76	34.24
11	3	2017	6	17	3,067	8.99	95	34,121	2,030	1,037	66.19	33.81
5	4	2017	5	17	3,066	8.99	96	34,121	1,981	1,085	64.61	35.39
12	5	2017	3	18	3,066	8.99	97	34,121	2,115	951	68.98	31.02
6	13	2017	3	18	3,065	8.98	98	34,121	2,135	930	69.66	30.34
1	13	2017	6	17	3,064	8.98	99	34,121	2,003	1,061	65.37	34.63
4	28	2017	6	17	3,064	8.98	100	34,121	1,987	1,077	64.85	35.15
8	10	2017	5	17	3,064	8.98	101	34,121	2,018	1,046	65.86	34.14
9	22	2017	6	16	3,063	8.98	102	34,121	1,719	1,344	56.12	43.88
11	15	2017	4	17	3,061	8.97	103	34,121	2,074	987	67.76	32.24
12	5	2017	3	17	3,061	8.97	104	34,121	2,068	993	67.56	32.44
2	14	2017	3	16	3,060	8.97	105	34,121	1,677	1,383	54.80	45.20
11	1	2017	4	17	3,060	8.97	106	34,121	2,054	1,006	67.12	32.88
12	14	2017	5	18	3,060	8.97	107	34,121	2,018	1,042	65.95	34.05
4	11	2017	3	18	3,056	8.96	108	34,121	2,135	921	69.86	30.14
10	11	2017	4	17	3,056	8.96	109	34,121	2,020	1,036	66.10	33.90
9	22	2017	6	18	3,055	8.95	110	34,121	2,043	1,012	66.87	33.13
8	16	2017	4	18	3,054	8.95	111	34,121	2,077	977	68.01	31.99
9	29	2017	6	17	3,054	8.95	112	34,121	1,968	1,086	64.44	35.56
11	6	2017	2	17	3,054	8.95	113	34,121	2,078	976	68.04	31.96
1	6	2017	6	17	3,053	8.95	114	34,121	2,006	1,047	65.71	34.29
9	14	2017	5	18	3,053	8.95	115	34,121	2,010	1,043	65.84	34.16
12	13	2017	4	17	3,053	8.95	116	34,121	2,034	1,019	66.62	33.38
9	20	2017	4	18	3,052	8.94	117	34,121	2,059	993	67.46	32.54
12	8	2017	6	17	3,052	8.94	118	34,121	1,949	1,103	63.86	36.14

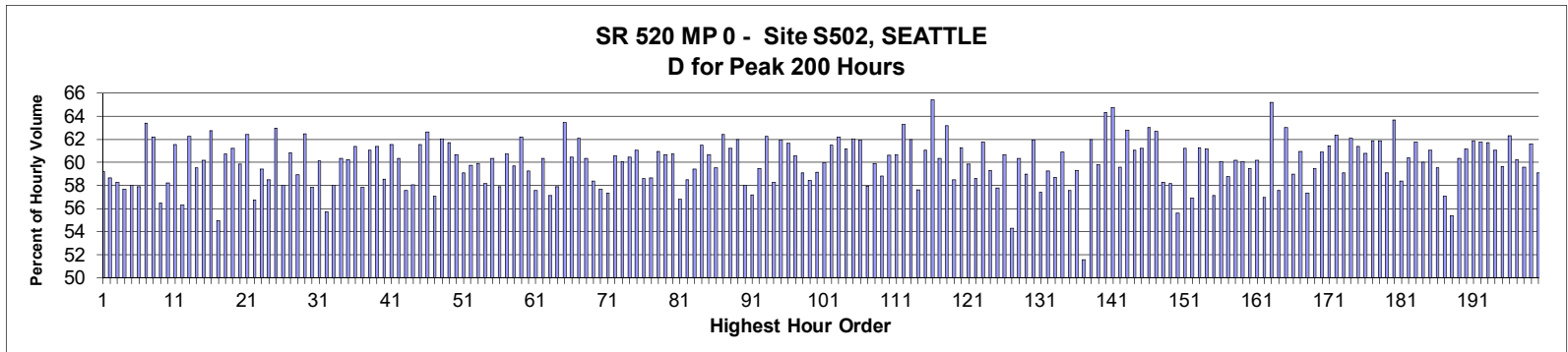
MO	DY	YR	DAY OF WK	HR	HR VOL	PERCENT OF AADT	HOUR NUMBER	AADT	EAST VOLUME	WEST VOLUME	PERCENT EAST IS OF TOTAL VOLUME	PERCENT WEST IS OF TOTAL VOLUME
5	11	2017	5	18	3,050	8.94	119	34,121	2,077	973	68.10	31.90
11	21	2017	3	17	3,050	8.94	120	34,121	2,020	1,030	66.23	33.77
2	10	2017	6	16	3,049	8.94	121	34,121	1,721	1,328	56.44	43.56
6	1	2017	5	17	3,049	8.94	122	34,121	2,003	1,046	65.69	34.31
10	17	2017	3	18	3,049	8.94	123	34,121	2,140	909	70.19	29.81
10	23	2017	2	18	3,048	8.93	124	34,121	2,120	928	69.55	30.45
3	20	2017	2	17	3,047	8.93	125	34,121	2,055	992	67.44	32.56
5	17	2017	4	17	3,047	8.93	126	34,121	2,035	1,012	66.79	33.21
8	24	2017	5	17	3,047	8.93	127	34,121	2,046	1,001	67.15	32.85
4	24	2017	2	17	3,046	8.93	128	34,121	2,047	999	67.20	32.80
5	8	2017	2	18	3,046	8.93	129	34,121	2,126	920	69.80	30.20
5	30	2017	3	17	3,045	8.92	130	34,121	2,035	1,010	66.83	33.17
8	11	2017	6	18	3,045	8.92	131	34,121	2,024	1,021	66.47	33.53
8	23	2017	4	17	3,044	8.92	132	34,121	2,047	997	67.25	32.75
9	20	2017	4	17	3,044	8.92	133	34,121	2,057	987	67.58	32.42
10	2	2017	2	18	3,044	8.92	134	34,121	2,136	908	70.17	29.83
3	16	2017	5	16	3,043	8.92	135	34,121	1,727	1,316	56.75	43.25
9	8	2017	6	17	3,042	8.92	136	34,121	2,004	1,038	65.88	34.12
12	6	2017	4	17	3,042	8.92	137	34,121	1,967	1,075	64.66	35.34
5	23	2017	3	17	3,039	8.91	138	34,121	1,996	1,043	65.68	34.32
6	2	2017	6	16	3,039	8.91	139	34,121	1,681	1,358	55.31	44.69
8	8	2017	3	17	3,039	8.91	140	34,121	2,068	971	68.05	31.95
5	16	2017	3	18	3,038	8.90	141	34,121	2,058	980	67.74	32.26
8	4	2017	6	17	3,038	8.90	142	34,121	2,024	1,014	66.62	33.38
8	18	2017	6	17	3,038	8.90	143	34,121	2,015	1,023	66.33	33.67
10	18	2017	4	17	3,038	8.90	144	34,121	2,029	1,009	66.79	33.21
11	1	2017	4	18	3,038	8.90	145	34,121	2,102	936	69.19	30.81
5	22	2017	2	18	3,036	8.90	146	34,121	2,159	877	71.11	28.89
8	30	2017	4	18	3,036	8.90	147	34,121	2,031	1,005	66.90	33.10
9	21	2017	5	18	3,035	8.89	148	34,121	2,040	995	67.22	32.78
4	25	2017	3	17	3,034	8.89	149	34,121	1,986	1,048	65.46	34.54
10	24	2017	3	18	3,034	8.89	150	34,121	2,033	1,001	67.01	32.99
6	5	2017	2	17	3,033	8.89	151	34,121	2,064	969	68.05	31.95
10	5	2017	5	16	3,033	8.89	152	34,121	1,640	1,393	54.07	45.93
10	2	2017	2	17	3,031	8.88	153	34,121	2,002	1,029	66.05	33.95
12	4	2017	2	17	3,031	8.88	154	34,121	2,041	990	67.34	32.66
4	21	2017	6	17	3,030	8.88	155	34,121	1,919	1,111	63.33	36.67
5	26	2017	6	17	3,029	8.88	156	34,121	1,952	1,077	64.44	35.56
10	23	2017	2	17	3,029	8.88	157	34,121	2,033	996	67.12	32.88
11	29	2017	4	17	3,029	8.88	158	34,121	2,037	992	67.25	32.75
11	14	2017	3	8	3,026	8.87	159	34,121	787	2,239	26.01	73.99
12	4	2017	2	18	3,026	8.87	160	34,121	2,172	854	71.78	28.22
8	22	2017	3	17	3,025	8.87	161	34,121	2,046	979	67.64	32.36
1	20	2017	6	17	3,024	8.86	162	34,121	2,017	1,007	66.70	33.30
5	30	2017	3	18	3,024	8.86	163	34,121	2,146	878	70.97	29.03
7	28	2017	6	17	3,024	8.86	164	34,121	1,935	1,089	63.99	36.01
10	4	2017	4	18	3,024	8.86	165	34,121	2,049	975	67.76	32.24
11	20	2017	2	17	3,023	8.86	166	34,121	2,022	1,001	66.89	33.11
5	1	2017	2	18	3,022	8.86	167	34,121	2,105	917	69.66	30.34
5	9	2017	3	18	3,022	8.86	168	34,121	2,009	1,013	66.48	33.52
7	21	2017	6	17	3,022	8.86	169	34,121	2,057	965	68.07	31.93



MO	DY	YR	DAY OF WK	HR	HR VOL	PERCENT OF AADT	HOUR NUMBER	AADT	EAST VOLUME	WEST VOLUME	PERCENT EAST IS OF TOTAL VOLUME	PERCENT WEST IS OF TOTAL VOLUME
10	5	2017	5	17	3,022	8.86	170	34,121	1,994	1,028	65.98	34.02
10	31	2017	3	18	3,022	8.86	171	34,121	2,211	811	73.16	26.84
5	19	2017	6	18	3,020	8.85	172	34,121	1,955	1,065	64.74	35.26
4	25	2017	3	18	3,019	8.85	173	34,121	2,139	880	70.85	29.15
5	8	2017	2	17	3,019	8.85	174	34,121	2,024	995	67.04	32.96
5	10	2017	4	18	3,019	8.85	175	34,121	2,046	973	67.77	32.23
6	7	2017	4	18	3,018	8.84	176	34,121	2,074	944	68.72	31.28
6	16	2017	6	19	3,018	8.84	177	34,121	1,982	1,036	65.67	34.33
4	26	2017	4	8	3,016	8.84	178	34,121	748	2,268	24.80	75.20
11	30	2017	5	17	3,016	8.84	179	34,121	2,019	997	66.94	33.06
11	14	2017	3	18	3,015	8.84	180	34,121	2,080	935	68.99	31.01
4	17	2017	2	17	3,014	8.83	181	34,121	1,988	1,026	65.96	34.04
6	14	2017	4	17	3,014	8.83	182	34,121	2,014	1,000	66.82	33.18
5	9	2017	3	17	3,013	8.83	183	34,121	2,017	996	66.94	33.06
11	7	2017	3	8	3,013	8.83	184	34,121	777	2,236	25.79	74.21
3	22	2017	4	17	3,012	8.83	185	34,121	1,998	1,014	66.33	33.67
11	14	2017	3	16	3,012	8.83	186	34,121	1,727	1,285	57.34	42.66
9	26	2017	3	18	3,011	8.82	187	34,121	2,003	1,008	66.52	33.48
5	17	2017	4	18	3,008	8.82	188	34,121	2,030	978	67.49	32.51
12	6	2017	4	18	3,008	8.82	189	34,121	2,049	959	68.12	31.88
4	25	2017	3	8	3,007	8.81	190	34,121	761	2,246	25.31	74.69
4	20	2017	5	18	3,006	8.81	191	34,121	2,110	896	70.19	29.81
6	8	2017	5	18	3,006	8.81	192	34,121	2,053	953	68.30	31.70
3	17	2017	6	16	3,005	8.81	193	34,121	1,715	1,290	57.07	42.93
8	9	2017	4	17	3,004	8.80	194	34,121	2,017	987	67.14	32.86
5	1	2017	2	17	3,003	8.80	195	34,121	1,968	1,035	65.53	34.47
6	6	2017	3	17	3,003	8.80	196	34,121	2,016	987	67.13	32.87
9	19	2017	3	18	3,003	8.80	197	34,121	2,135	868	71.10	28.90
10	30	2017	2	18	3,003	8.80	198	34,121	2,128	875	70.86	29.14
11	10	2017	6	17	3,003	8.80	199	34,121	1,980	1,023	65.93	34.07
8	14	2017	2	17	3,001	8.80	200	34,121	2,021	980	67.34	32.66



AADT= 50,909      K 30 FACTOR= 9.03      K 100 FACTOR= 8.80      K 200 FACTOR= 8.61      D 30 FACTOR= 57.84



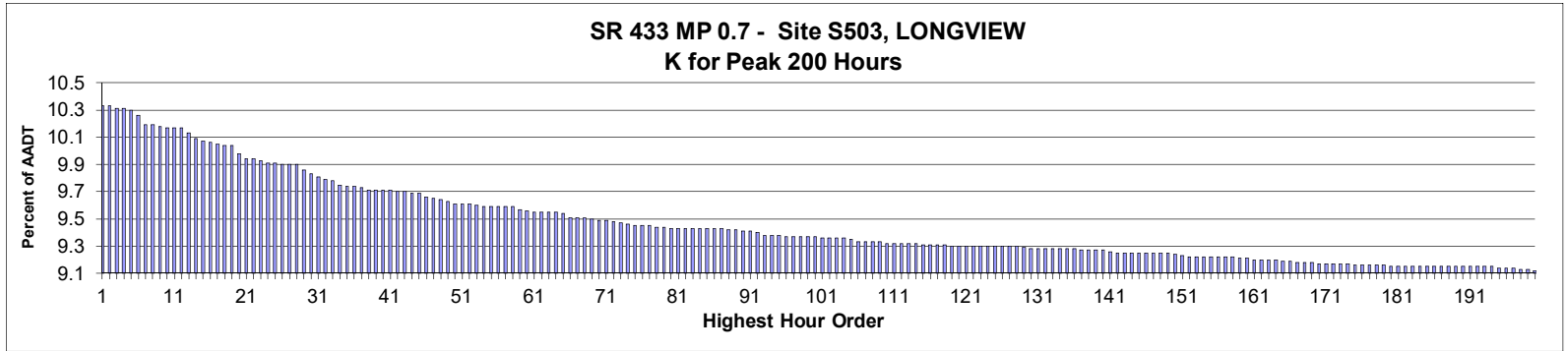
MO	DY	YR	DAY OF WK	HR	HR VOL	PERCENT OF AADT	HOUR NUMBER	AADT	EAST VOLUME	WEST VOLUME	PERCENT EAST OF TOTAL VOLUME	PERCENT WEST OF TOTAL VOLUME
6	27	2017	3	9	4,830	9.49	1	50,909	1,970	2,860	40.79	59.21
11	14	2017	3	9	4,809	9.45	2	50,909	1,988	2,821	41.34	58.66
12	4	2017	2	9	4,754	9.34	3	50,909	1,984	2,770	41.73	58.27
5	18	2017	5	18	4,694	9.22	4	50,909	2,707	1,987	57.67	42.33
7	24	2017	2	9	4,687	9.21	5	50,909	1,969	2,718	42.01	57.99
6	29	2017	5	9	4,683	9.20	6	50,909	1,973	2,710	42.13	57.87
6	28	2017	4	8	4,671	9.18	7	50,909	1,710	2,961	36.61	63.39
3	8	2017	4	8	4,667	9.17	8	50,909	1,765	2,902	37.82	62.18
12	14	2017	5	9	4,665	9.16	9	50,909	2,031	2,634	43.54	56.46
12	14	2017	5	18	4,665	9.16	10	50,909	2,715	1,950	58.20	41.80
9	20	2017	4	8	4,662	9.16	11	50,909	1,793	2,869	38.46	61.54
10	26	2017	5	18	4,651	9.14	12	50,909	2,620	2,031	56.33	43.67
6	13	2017	3	8	4,644	9.12	13	50,909	1,752	2,892	37.73	62.27
12	6	2017	4	9	4,643	9.12	14	50,909	1,878	2,765	40.45	59.55
5	4	2017	5	9	4,641	9.12	15	50,909	1,848	2,793	39.82	60.18
6	15	2017	5	8	4,640	9.11	16	50,909	1,728	2,912	37.24	62.76

MO	DY	YR	DAY OF WK	HR	HR VOL	PERCENT OF AADT	HOUR NUMBER	AADT	EAST VOLUME	WEST VOLUME	PERCENT EAST IS OF TOTAL VOLUME	PERCENT WEST IS OF TOTAL VOLUME
11	2	2017	5	18	4,640	9.11	17	50,909	2,550	2,090	54.96	45.04
1	13	2017	6	9	4,628	9.09	18	50,909	1,818	2,810	39.28	60.72
12	12	2017	3	8	4,622	9.08	19	50,909	1,793	2,829	38.79	61.21
11	3	2017	6	9	4,621	9.08	20	50,909	1,854	2,767	40.12	59.88
6	14	2017	4	8	4,612	9.06	21	50,909	1,734	2,878	37.60	62.40
12	5	2017	3	9	4,611	9.06	22	50,909	1,995	2,616	43.27	56.73
1	25	2017	4	9	4,610	9.06	23	50,909	1,871	2,739	40.59	59.41
5	31	2017	4	9	4,607	9.05	24	50,909	1,912	2,695	41.50	58.50
9	14	2017	5	8	4,607	9.05	25	50,909	1,705	2,902	37.01	62.99
5	11	2017	5	18	4,600	9.04	26	50,909	2,669	1,931	58.02	41.98
6	27	2017	3	8	4,600	9.04	27	50,909	1,802	2,798	39.17	60.83
2	28	2017	3	9	4,599	9.03	28	50,909	1,889	2,710	41.07	58.93
6	21	2017	4	8	4,599	9.03	29	50,909	1,725	2,874	37.51	62.49
12	7	2017	5	18	4,599	9.03	30	50,909	2,660	1,939	57.84	42.16
4	27	2017	5	9	4,593	9.02	31	50,909	1,831	2,762	39.87	60.13
11	3	2017	6	18	4,592	9.02	32	50,909	2,559	2,033	55.73	44.27
4	11	2017	3	9	4,590	9.02	33	50,909	1,928	2,662	42.00	58.00
5	19	2017	6	9	4,583	9.00	34	50,909	1,818	2,765	39.67	60.33
5	18	2017	5	8	4,581	9.00	35	50,909	1,822	2,759	39.77	60.23
12	5	2017	3	8	4,576	8.99	36	50,909	1,766	2,810	38.59	61.41
5	1	2017	2	9	4,575	8.99	37	50,909	1,928	2,647	42.14	57.86
4	26	2017	4	8	4,574	8.98	38	50,909	1,780	2,794	38.92	61.08
11	7	2017	3	8	4,573	8.98	39	50,909	1,766	2,807	38.62	61.38
3	1	2017	4	9	4,572	8.98	40	50,909	1,894	2,678	41.43	58.57
7	25	2017	3	8	4,570	8.98	41	50,909	1,757	2,813	38.45	61.55
6	6	2017	3	8	4,561	8.96	42	50,909	1,810	2,751	39.68	60.32
1	31	2017	3	9	4,557	8.95	43	50,909	1,934	2,623	42.44	57.56
11	17	2017	6	9	4,557	8.95	44	50,909	1,911	2,646	41.94	58.06
5	17	2017	4	8	4,554	8.95	45	50,909	1,750	2,804	38.43	61.57
11	6	2017	2	8	4,542	8.92	46	50,909	1,698	2,844	37.38	62.62
3	8	2017	4	9	4,539	8.92	47	50,909	1,948	2,591	42.92	57.08
11	14	2017	3	8	4,539	8.92	48	50,909	1,724	2,815	37.98	62.02
6	7	2017	4	8	4,534	8.91	49	50,909	1,736	2,798	38.29	61.71
10	11	2017	4	8	4,534	8.91	50	50,909	1,782	2,752	39.30	60.70
4	17	2017	2	9	4,532	8.90	51	50,909	1,855	2,677	40.93	59.07
5	25	2017	5	8	4,532	8.90	52	50,909	1,825	2,707	40.27	59.73
5	11	2017	5	8	4,530	8.90	53	50,909	1,815	2,715	40.07	59.93
4	25	2017	3	9	4,529	8.90	54	50,909	1,894	2,635	41.82	58.18
6	6	2017	3	9	4,523	8.88	55	50,909	1,793	2,730	39.64	60.36
11	6	2017	2	9	4,522	8.88	56	50,909	1,904	2,618	42.11	57.89
5	31	2017	4	8	4,521	8.88	57	50,909	1,775	2,746	39.26	60.74
7	17	2017	2	9	4,521	8.88	58	50,909	1,823	2,698	40.32	59.68
8	2	2017	4	9	4,519	8.88	59	50,909	1,708	2,811	37.80	62.20
4	4	2017	3	9	4,518	8.87	60	50,909	1,841	2,677	40.75	59.25
10	25	2017	4	18	4,518	8.87	61	50,909	2,600	1,918	57.55	42.45
11	27	2017	2	9	4,517	8.87	62	50,909	1,792	2,725	39.67	60.33
4	19	2017	4	9	4,516	8.87	63	50,909	1,937	2,579	42.89	57.11
12	13	2017	4	9	4,514	8.87	64	50,909	1,901	2,613	42.11	57.89
8	29	2017	3	8	4,513	8.86	65	50,909	1,648	2,865	36.52	63.48
9	21	2017	5	9	4,513	8.86	66	50,909	1,786	2,727	39.57	60.43
8	8	2017	3	8	4,512	8.86	67	50,909	1,711	2,801	37.92	62.08

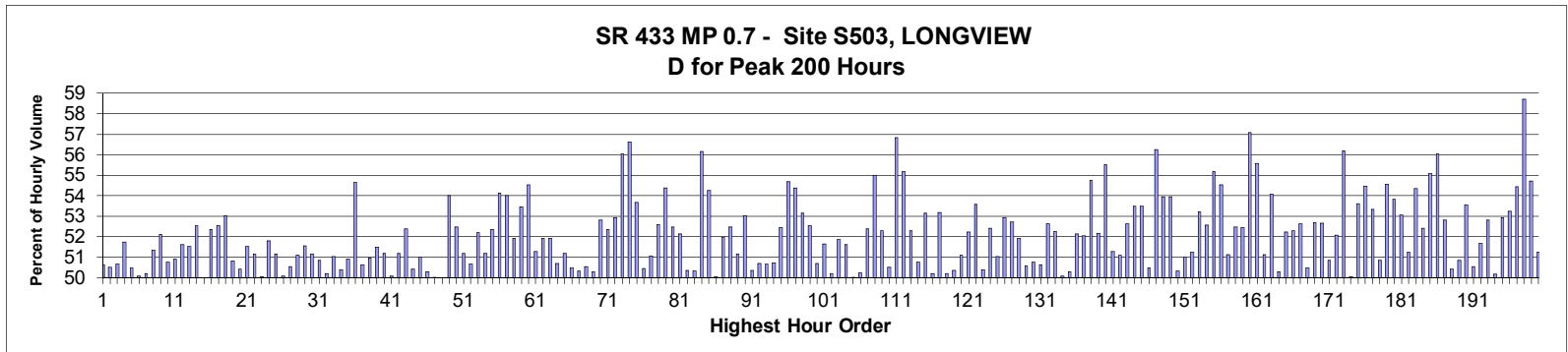
MO	DY	YR	DAY OF WK	HR	HR VOL	PERCENT OF AADT	HOUR NUMBER	AADT	EAST VOLUME	WEST VOLUME	PERCENT	PERCENT
											EAST IS OF TOTAL VOLUME	WEST IS OF TOTAL VOLUME
6	26	2017	2	9	4,511	8.86	68	50,909	1,788	2,723	39.64	60.36
1	26	2017	5	9	4,510	8.86	69	50,909	1,877	2,633	41.62	58.38
11	15	2017	4	9	4,510	8.86	70	50,909	1,910	2,600	42.35	57.65
3	2	2017	5	9	4,509	8.86	71	50,909	1,924	2,585	42.67	57.33
6	7	2017	4	9	4,509	8.86	72	50,909	1,779	2,730	39.45	60.55
6	13	2017	3	18	4,508	8.86	73	50,909	2,708	1,800	60.07	39.93
12	7	2017	5	9	4,507	8.85	74	50,909	1,783	2,724	39.56	60.44
10	4	2017	4	8	4,506	8.85	75	50,909	1,754	2,752	38.93	61.07
1	23	2017	2	9	4,504	8.85	76	50,909	1,864	2,640	41.39	58.61
5	25	2017	5	9	4,501	8.84	77	50,909	1,862	2,639	41.37	58.63
1	9	2017	2	9	4,497	8.83	78	50,909	1,755	2,742	39.03	60.97
1	5	2017	5	9	4,495	8.83	79	50,909	1,769	2,726	39.35	60.65
4	19	2017	4	8	4,494	8.83	80	50,909	1,764	2,730	39.25	60.75
12	5	2017	3	18	4,493	8.83	81	50,909	2,553	1,940	56.82	43.18
6	1	2017	5	8	4,492	8.82	82	50,909	1,864	2,628	41.50	58.50
4	18	2017	3	9	4,491	8.82	83	50,909	1,823	2,668	40.59	59.41
6	19	2017	2	8	4,491	8.82	84	50,909	1,729	2,762	38.50	61.50
10	10	2017	3	8	4,491	8.82	85	50,909	1,766	2,725	39.32	60.68
7	31	2017	2	9	4,490	8.82	86	50,909	1,817	2,673	40.47	59.53
8	29	2017	3	9	4,490	8.82	87	50,909	1,688	2,802	37.59	62.41
12	13	2017	4	8	4,490	8.82	88	50,909	1,742	2,748	38.80	61.20
10	24	2017	3	8	4,487	8.81	89	50,909	1,707	2,780	38.04	61.96
5	16	2017	3	8	4,486	8.81	90	50,909	1,884	2,602	42.00	58.00
6	20	2017	3	9	4,486	8.81	91	50,909	1,921	2,565	42.82	57.18
5	9	2017	3	8	4,485	8.81	92	50,909	1,817	2,668	40.51	59.49
9	26	2017	3	8	4,485	8.81	93	50,909	1,694	2,791	37.77	62.23
5	15	2017	2	9	4,484	8.81	94	50,909	1,872	2,612	41.75	58.25
7	26	2017	4	8	4,483	8.81	95	50,909	1,707	2,776	38.08	61.92
9	20	2017	4	9	4,482	8.80	96	50,909	1,718	2,764	38.33	61.67
5	2	2017	3	8	4,481	8.80	97	50,909	1,766	2,715	39.41	60.59
11	2	2017	5	9	4,481	8.80	98	50,909	1,833	2,648	40.91	59.09
5	17	2017	4	18	4,478	8.80	99	50,909	2,618	1,860	58.46	41.54
9	14	2017	5	18	4,478	8.80	100	50,909	2,648	1,830	59.13	40.87
11	28	2017	3	8	4,476	8.79	101	50,909	1,791	2,685	40.01	59.99
6	29	2017	5	8	4,475	8.79	102	50,909	1,724	2,751	38.53	61.47
9	28	2017	5	8	4,475	8.79	103	50,909	1,692	2,783	37.81	62.19
3	23	2017	5	8	4,474	8.79	104	50,909	1,737	2,737	38.82	61.18
4	20	2017	5	8	4,473	8.79	105	50,909	1,698	2,775	37.96	62.04
11	29	2017	4	8	4,471	8.78	106	50,909	1,702	2,769	38.07	61.93
4	25	2017	3	18	4,470	8.78	107	50,909	2,589	1,881	57.92	42.08
2	16	2017	5	8	4,469	8.78	108	50,909	1,792	2,677	40.10	59.90
4	24	2017	2	9	4,467	8.77	109	50,909	1,839	2,628	41.17	58.83
9	12	2017	3	8	4,467	8.77	110	50,909	1,758	2,709	39.36	60.64
11	1	2017	4	8	4,466	8.77	111	50,909	1,755	2,711	39.30	60.70
6	12	2017	2	8	4,465	8.77	112	50,909	1,639	2,826	36.71	63.29
8	24	2017	5	8	4,464	8.77	113	50,909	1,697	2,767	38.02	61.98
3	15	2017	4	8	4,463	8.77	114	50,909	1,891	2,572	42.37	57.63
9	13	2017	4	8	4,463	8.77	115	50,909	1,738	2,725	38.94	61.06
10	4	2017	4	9	4,463	8.77	116	50,909	1,544	2,919	34.60	65.40
1	27	2017	6	9	4,462	8.76	117	50,909	1,770	2,692	39.67	60.33
4	13	2017	5	8	4,462	8.76	118	50,909	1,642	2,820	36.80	63.20

MO	DY	YR	DAY OF WK	HR	HR VOL	PERCENT OF AADT	HOUR NUMBER	AADT	EAST VOLUME	WEST VOLUME	PERCENT EAST IS OF TOTAL VOLUME	PERCENT WEST IS OF TOTAL VOLUME
10	24	2017	3	9	4,461	8.76	119	50,909	1,851	2,610	41.49	58.51
10	30	2017	2	8	4,461	8.76	120	50,909	1,727	2,734	38.71	61.29
4	28	2017	6	9	4,459	8.76	121	50,909	1,791	2,668	40.17	59.83
12	12	2017	3	9	4,458	8.76	122	50,909	1,845	2,613	41.39	58.61
9	26	2017	3	9	4,457	8.75	123	50,909	1,705	2,752	38.25	61.75
6	2	2017	6	9	4,456	8.75	124	50,909	1,814	2,642	40.71	59.29
2	16	2017	5	9	4,455	8.75	125	50,909	1,881	2,574	42.22	57.78
4	11	2017	3	8	4,452	8.75	126	50,909	1,750	2,702	39.31	60.69
10	6	2017	6	18	4,452	8.75	127	50,909	2,416	2,036	54.27	45.73
5	10	2017	4	18	4,451	8.74	128	50,909	2,685	1,766	60.32	39.68
11	1	2017	4	9	4,451	8.74	129	50,909	1,825	2,626	41.00	59.00
2	1	2017	4	8	4,450	8.74	130	50,909	1,695	2,755	38.09	61.91
3	31	2017	6	9	4,447	8.74	131	50,909	1,895	2,552	42.61	57.39
12	6	2017	4	18	4,447	8.74	132	50,909	2,636	1,811	59.28	40.72
3	9	2017	5	9	4,446	8.73	133	50,909	1,835	2,611	41.27	58.73
3	23	2017	5	9	4,445	8.73	134	50,909	1,737	2,708	39.08	60.92
10	23	2017	2	9	4,445	8.73	135	50,909	1,887	2,558	42.45	57.55
12	1	2017	6	18	4,445	8.73	136	50,909	2,636	1,809	59.30	40.70
8	3	2017	5	14	4,444	8.73	137	50,909	2,291	2,153	51.55	48.45
6	22	2017	5	8	4,442	8.73	138	50,909	1,689	2,753	38.02	61.98
5	22	2017	2	8	4,441	8.72	139	50,909	1,785	2,656	40.19	59.81
8	3	2017	5	8	4,440	8.72	140	50,909	1,584	2,856	35.68	64.32
8	2	2017	4	8	4,438	8.72	141	50,909	1,565	2,873	35.26	64.74
9	7	2017	5	9	4,437	8.72	142	50,909	1,793	2,644	40.41	59.59
10	26	2017	5	8	4,437	8.72	143	50,909	1,650	2,787	37.19	62.81
3	22	2017	4	8	4,436	8.71	144	50,909	1,727	2,709	38.93	61.07
5	10	2017	4	9	4,435	8.71	145	50,909	1,721	2,714	38.80	61.20
10	3	2017	3	8	4,435	8.71	146	50,909	1,641	2,794	37.00	63.00
8	1	2017	3	8	4,434	8.71	147	50,909	1,654	2,780	37.30	62.70
11	16	2017	5	9	4,434	8.71	148	50,909	1,849	2,585	41.70	58.30
5	5	2017	6	9	4,433	8.71	149	50,909	1,855	2,578	41.85	58.15
4	26	2017	4	9	4,431	8.70	150	50,909	1,967	2,464	44.39	55.61
9	14	2017	5	9	4,431	8.70	151	50,909	1,718	2,713	38.77	61.23
11	8	2017	4	9	4,431	8.70	152	50,909	1,909	2,522	43.08	56.92
1	6	2017	6	9	4,430	8.70	153	50,909	1,715	2,715	38.71	61.29
10	2	2017	2	9	4,430	8.70	154	50,909	1,720	2,710	38.83	61.17
11	14	2017	3	18	4,430	8.70	155	50,909	2,530	1,900	57.11	42.89
3	1	2017	4	8	4,429	8.70	156	50,909	1,768	2,661	39.92	60.08
5	10	2017	4	8	4,429	8.70	157	50,909	1,827	2,602	41.25	58.75
12	6	2017	4	8	4,429	8.70	158	50,909	1,764	2,665	39.83	60.17
3	13	2017	2	9	4,428	8.70	159	50,909	1,767	2,661	39.91	60.09
3	28	2017	3	8	4,427	8.70	160	50,909	1,793	2,634	40.50	59.50
5	30	2017	3	8	4,426	8.69	161	50,909	1,762	2,664	39.81	60.19
6	28	2017	4	9	4,425	8.69	162	50,909	1,903	2,522	43.01	56.99
9	12	2017	3	9	4,424	8.69	163	50,909	1,539	2,885	34.79	65.21
10	18	2017	4	9	4,424	8.69	164	50,909	1,876	2,548	42.41	57.59
9	18	2017	2	9	4,423	8.69	165	50,909	1,636	2,787	36.99	63.01
4	27	2017	5	18	4,419	8.68	166	50,909	2,607	1,812	59.00	41.00
5	15	2017	2	8	4,418	8.68	167	50,909	1,725	2,693	39.04	60.96
10	19	2017	5	9	4,416	8.67	168	50,909	1,884	2,532	42.66	57.34
12	8	2017	6	9	4,413	8.67	169	50,909	1,789	2,624	40.54	59.46

MO	DY	YR	DAY OF WK	HR	HR VOL	PERCENT OF AADT	HOUR NUMBER	AADT	EAST VOLUME	WEST VOLUME	PERCENT EAST IS OF TOTAL VOLUME	PERCENT WEST IS OF TOTAL VOLUME
1	24	2017	3	8	4,412	8.67	170	50,909	1,726	2,686	39.12	60.88
6	26	2017	2	8	4,412	8.67	171	50,909	1,701	2,711	38.55	61.45
7	19	2017	4	8	4,412	8.67	172	50,909	1,660	2,752	37.62	62.38
10	27	2017	6	9	4,410	8.66	173	50,909	1,804	2,606	40.91	59.09
2	23	2017	5	8	4,409	8.66	174	50,909	1,670	2,739	37.88	62.12
8	15	2017	3	8	4,409	8.66	175	50,909	1,703	2,706	38.63	61.37
4	25	2017	3	8	4,407	8.66	176	50,909	1,729	2,678	39.23	60.77
7	13	2017	5	9	4,407	8.66	177	50,909	1,680	2,727	38.12	61.88
2	22	2017	4	8	4,405	8.65	178	50,909	1,679	2,726	38.12	61.88
3	21	2017	3	18	4,405	8.65	179	50,909	2,602	1,803	59.07	40.93
7	11	2017	3	8	4,405	8.65	180	50,909	1,600	2,805	36.32	63.68
8	15	2017	3	9	4,405	8.65	181	50,909	1,832	2,573	41.59	58.41
6	20	2017	3	8	4,404	8.65	182	50,909	1,744	2,660	39.60	60.40
9	6	2017	4	9	4,403	8.65	183	50,909	1,684	2,719	38.25	61.75
1	17	2017	3	9	4,397	8.64	184	50,909	1,759	2,638	40.00	60.00
2	21	2017	3	8	4,397	8.64	185	50,909	1,712	2,685	38.94	61.06
2	3	2017	6	9	4,396	8.64	186	50,909	1,780	2,616	40.49	59.51
5	23	2017	3	8	4,396	8.64	187	50,909	1,887	2,509	42.93	57.07
5	12	2017	6	18	4,395	8.63	188	50,909	2,434	1,961	55.38	44.62
11	9	2017	5	8	4,395	8.63	189	50,909	1,742	2,653	39.64	60.36
3	9	2017	5	8	4,394	8.63	190	50,909	1,707	2,687	38.85	61.15
10	5	2017	5	8	4,393	8.63	191	50,909	1,676	2,717	38.15	61.85
6	9	2017	6	9	4,392	8.63	192	50,909	1,680	2,712	38.25	61.75
7	24	2017	2	8	4,390	8.62	193	50,909	1,681	2,709	38.29	61.71
9	7	2017	5	8	4,390	8.62	194	50,909	1,710	2,680	38.95	61.05
9	11	2017	2	8	4,390	8.62	195	50,909	1,771	2,619	40.34	59.66
4	27	2017	5	8	4,389	8.62	196	50,909	1,655	2,734	37.71	62.29
12	11	2017	2	9	4,389	8.62	197	50,909	1,744	2,645	39.74	60.26
8	23	2017	4	9	4,387	8.62	198	50,909	1,774	2,613	40.44	59.56
12	14	2017	5	8	4,386	8.62	199	50,909	1,684	2,702	38.39	61.61
4	5	2017	4	9	4,384	8.61	200	50,909	1,793	2,591	40.90	59.10



**AADT=** 23,038     
**K 30 FACTOR=** 9.83     
**K 100 FACTOR=** 9.37     
**K 200 FACTOR=** 9.12     
**D 30 FACTOR=** 51.15



MO	DY	YR	DAY OF WK	HR	HR VOL	PERCENT OF AADT	HOUR NUMBER	AADT	NORTH VOLUME	SOUTH VOLUME	PERCENT NORTH IS OF TOTAL VOLUME	PERCENT SOUTH IS OF TOTAL VOLUME
4	28	2017	6	17	2,380	10.33	1	23,038	1,175	1,205	49.37	50.63
5	26	2017	6	17	2,380	10.33	2	23,038	1,178	1,202	49.50	50.50
5	19	2017	6	17	2,376	10.31	3	23,038	1,204	1,172	50.67	49.33
6	16	2017	6	18	2,375	10.31	4	23,038	1,229	1,146	51.75	48.25
9	8	2017	6	18	2,373	10.30	5	23,038	1,175	1,198	49.52	50.48
6	2	2017	6	17	2,364	10.26	6	23,038	1,180	1,184	49.92	50.08
9	8	2017	6	17	2,348	10.19	7	23,038	1,169	1,179	49.79	50.21
10	6	2017	6	17	2,347	10.19	8	23,038	1,205	1,142	51.34	48.66
4	21	2017	6	17	2,345	10.18	9	23,038	1,222	1,123	52.11	47.89
10	13	2017	6	17	2,344	10.17	10	23,038	1,190	1,154	50.77	49.23
8	4	2017	6	17	2,343	10.17	11	23,038	1,193	1,150	50.92	49.08
5	5	2017	6	17	2,342	10.17	12	23,038	1,209	1,133	51.62	48.38
8	25	2017	6	17	2,333	10.13	13	23,038	1,202	1,131	51.52	48.48
9	15	2017	6	17	2,324	10.09	14	23,038	1,221	1,103	52.54	47.46
9	8	2017	6	16	2,320	10.07	15	23,038	1,160	1,160	50.00	50.00
6	2	2017	6	18	2,317	10.06	16	23,038	1,213	1,104	52.35	47.65

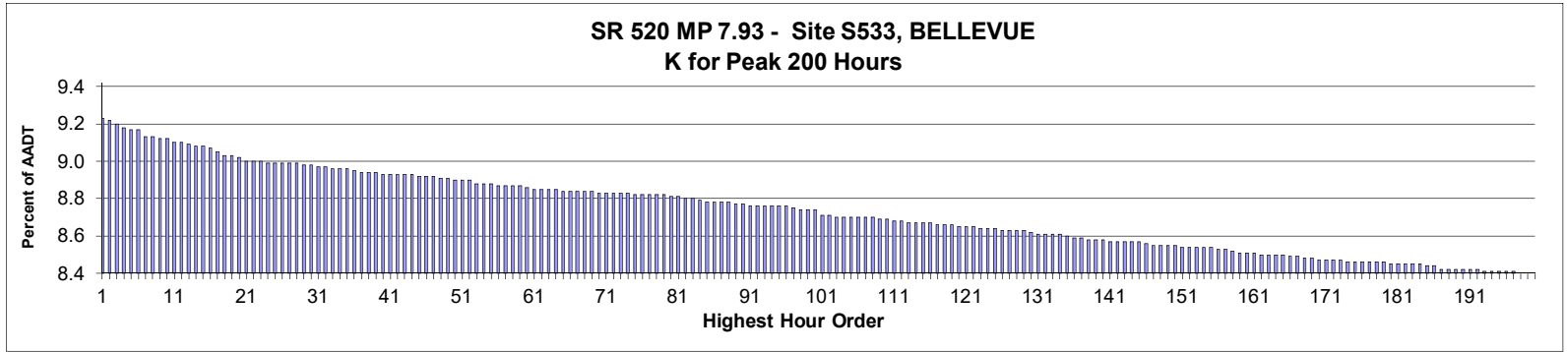
MO	DY	YR	DAY OF WK	HR	HR VOL	PERCENT OF AADT	HOUR NUMBER	AADT	NORTH VOLUME	SOUTH VOLUME	PERCENT NORTH IS OF TOTAL VOLUME	PERCENT SOUTH IS OF TOTAL VOLUME
5	26	2017	6	18	2,315	10.05	17	23,038	1,099	1,216	47.47	52.53
7	28	2017	6	18	2,314	10.04	18	23,038	1,227	1,087	53.03	46.97
9	1	2017	6	17	2,314	10.04	19	23,038	1,138	1,176	49.18	50.82
6	9	2017	6	17	2,299	9.98	20	23,038	1,159	1,140	50.41	49.59
11	3	2017	6	17	2,290	9.94	21	23,038	1,180	1,110	51.53	48.47
7	7	2017	6	18	2,289	9.94	22	23,038	1,171	1,118	51.16	48.84
8	13	2017	1	13	2,288	9.93	23	23,038	1,143	1,145	49.96	50.04
6	23	2017	6	18	2,284	9.91	24	23,038	1,183	1,101	51.80	48.20
11	3	2017	6	16	2,284	9.91	25	23,038	1,116	1,168	48.86	51.14
7	21	2017	6	18	2,281	9.90	26	23,038	1,142	1,139	50.07	49.93
6	16	2017	6	17	2,280	9.90	27	23,038	1,128	1,152	49.47	50.53
9	15	2017	6	16	2,280	9.90	28	23,038	1,165	1,115	51.10	48.90
7	7	2017	6	17	2,271	9.86	29	23,038	1,100	1,171	48.44	51.56
8	10	2017	5	16	2,264	9.83	30	23,038	1,106	1,158	48.85	51.15
3	31	2017	6	17	2,261	9.81	31	23,038	1,111	1,150	49.14	50.86
5	19	2017	6	18	2,255	9.79	32	23,038	1,123	1,132	49.80	50.20
7	7	2017	6	16	2,254	9.78	33	23,038	1,104	1,150	48.98	51.02
8	25	2017	6	16	2,247	9.75	34	23,038	1,132	1,115	50.38	49.62
6	16	2017	6	16	2,245	9.74	35	23,038	1,102	1,143	49.09	50.91
7	14	2017	6	18	2,245	9.74	36	23,038	1,227	1,018	54.65	45.35
9	1	2017	6	15	2,242	9.73	37	23,038	1,107	1,135	49.38	50.62
4	14	2017	6	17	2,237	9.71	38	23,038	1,140	1,097	50.96	49.04
4	21	2017	6	16	2,237	9.71	39	23,038	1,152	1,085	51.50	48.50
6	30	2017	6	17	2,237	9.71	40	23,038	1,145	1,092	51.18	48.82
7	28	2017	6	17	2,236	9.71	41	23,038	1,120	1,116	50.09	49.91
10	20	2017	6	17	2,235	9.70	42	23,038	1,144	1,091	51.19	48.81
4	28	2017	6	18	2,234	9.70	43	23,038	1,064	1,170	47.63	52.37
9	29	2017	6	17	2,233	9.69	44	23,038	1,107	1,126	49.57	50.43
8	4	2017	6	18	2,232	9.69	45	23,038	1,138	1,094	50.99	49.01
4	28	2017	6	16	2,225	9.66	46	23,038	1,106	1,119	49.71	50.29
6	16	2017	6	15	2,223	9.65	47	23,038	1,111	1,112	49.98	50.02
6	9	2017	6	18	2,220	9.64	48	23,038	1,110	1,110	50.00	50.00
9	15	2017	6	18	2,218	9.63	49	23,038	1,198	1,020	54.01	45.99
11	22	2017	4	17	2,215	9.61	50	23,038	1,162	1,053	52.46	47.54
6	2	2017	6	16	2,213	9.61	51	23,038	1,133	1,080	51.20	48.80
7	14	2017	6	17	2,213	9.61	52	23,038	1,121	1,092	50.66	49.34
6	22	2017	5	17	2,211	9.60	53	23,038	1,154	1,057	52.19	47.81
5	18	2017	5	17	2,210	9.59	54	23,038	1,131	1,079	51.18	48.82
8	18	2017	6	17	2,210	9.59	55	23,038	1,157	1,053	52.35	47.65
9	22	2017	6	18	2,209	9.59	56	23,038	1,196	1,013	54.14	45.86
10	27	2017	6	17	2,209	9.59	57	23,038	1,193	1,016	54.01	45.99
12	8	2017	6	17	2,209	9.59	58	23,038	1,147	1,062	51.92	48.08
5	12	2017	6	18	2,204	9.57	59	23,038	1,178	1,026	53.45	46.55
8	18	2017	6	18	2,202	9.56	60	23,038	1,201	1,001	54.54	45.46
3	31	2017	6	18	2,201	9.55	61	23,038	1,129	1,072	51.29	48.71
6	23	2017	6	17	2,201	9.55	62	23,038	1,143	1,058	51.93	48.07
6	29	2017	5	17	2,199	9.55	63	23,038	1,142	1,057	51.93	48.07
8	18	2017	6	14	2,199	9.55	64	23,038	1,115	1,084	50.70	49.30
6	30	2017	6	15	2,198	9.54	65	23,038	1,073	1,125	48.82	51.18
6	9	2017	6	16	2,191	9.51	66	23,038	1,085	1,106	49.52	50.48
7	27	2017	5	17	2,191	9.51	67	23,038	1,103	1,088	50.34	49.66



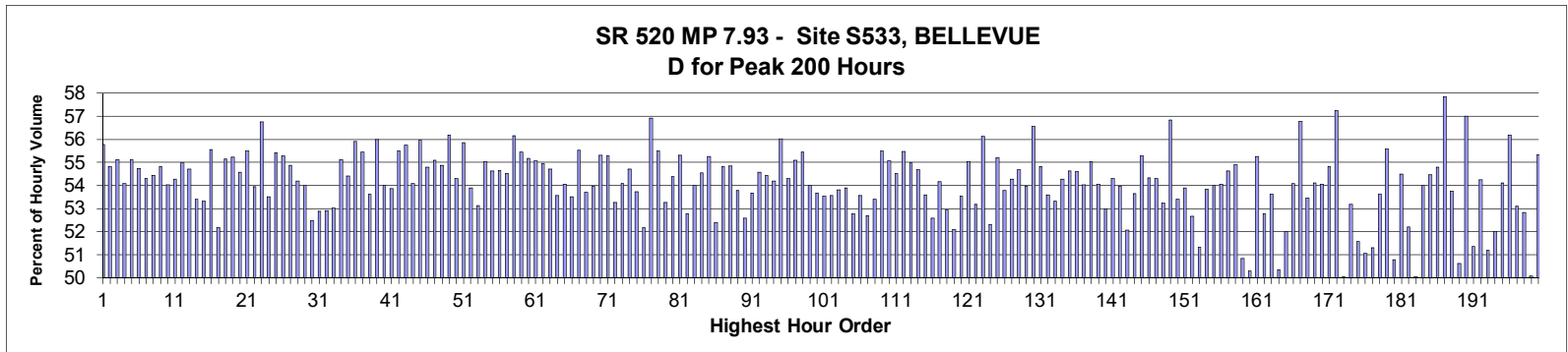
MO	DY	YR	DAY OF WK	HR	HR VOL	PERCENT OF AADT	HOUR NUMBER	AADT	NORTH VOLUME	SOUTH VOLUME	PERCENT NORTH IS OF TOTAL VOLUME	PERCENT SOUTH IS OF TOTAL VOLUME
5	26	2017	6	16	2,190	9.51	68	23,038	1,083	1,107	49.45	50.55
10	13	2017	6	16	2,189	9.50	69	23,038	1,101	1,088	50.30	49.70
5	5	2017	6	18	2,187	9.49	70	23,038	1,155	1,032	52.81	47.19
8	18	2017	6	16	2,187	9.49	71	23,038	1,145	1,042	52.35	47.65
1	20	2017	6	17	2,183	9.48	72	23,038	1,156	1,027	52.95	47.05
8	24	2017	5	18	2,181	9.47	73	23,038	1,222	959	56.03	43.97
7	13	2017	5	18	2,179	9.46	74	23,038	1,234	945	56.63	43.37
7	24	2017	2	17	2,178	9.45	75	23,038	1,169	1,009	53.67	46.33
11	22	2017	4	15	2,178	9.45	76	23,038	1,099	1,079	50.46	49.54
6	30	2017	6	16	2,176	9.45	77	23,038	1,065	1,111	48.94	51.06
11	22	2017	4	16	2,175	9.44	78	23,038	1,144	1,031	52.60	47.40
8	25	2017	6	18	2,174	9.44	79	23,038	1,182	992	54.37	45.63
3	10	2017	6	17	2,173	9.43	80	23,038	1,140	1,033	52.46	47.54
8	1	2017	3	17	2,173	9.43	81	23,038	1,133	1,040	52.14	47.86
8	6	2017	1	14	2,173	9.43	82	23,038	1,094	1,079	50.35	49.65
1	27	2017	6	16	2,172	9.43	83	23,038	1,093	1,079	50.32	49.68
9	1	2017	6	18	2,172	9.43	84	23,038	952	1,220	43.83	56.17
10	27	2017	6	18	2,172	9.43	85	23,038	1,178	994	54.24	45.76
12	1	2017	6	16	2,172	9.43	86	23,038	1,085	1,087	49.95	50.05
12	1	2017	6	17	2,172	9.43	87	23,038	1,129	1,043	51.98	48.02
7	6	2017	5	17	2,171	9.42	88	23,038	1,139	1,032	52.46	47.54
7	3	2017	2	14	2,170	9.42	89	23,038	1,060	1,110	48.85	51.15
8	14	2017	2	17	2,168	9.41	90	23,038	1,150	1,018	53.04	46.96
10	6	2017	6	16	2,168	9.41	91	23,038	1,092	1,076	50.37	49.63
3	3	2017	6	16	2,166	9.40	92	23,038	1,068	1,098	49.31	50.69
2	24	2017	6	17	2,162	9.38	93	23,038	1,095	1,067	50.65	49.35
6	23	2017	6	14	2,162	9.38	94	23,038	1,065	1,097	49.26	50.74
8	24	2017	5	17	2,161	9.38	95	23,038	1,133	1,028	52.43	47.57
8	10	2017	5	18	2,159	9.37	96	23,038	1,181	978	54.70	45.30
9	11	2017	2	17	2,159	9.37	97	23,038	1,174	985	54.38	45.62
8	9	2017	4	17	2,158	9.37	98	23,038	1,147	1,011	53.15	46.85
8	11	2017	6	18	2,158	9.37	99	23,038	1,134	1,024	52.55	47.45
8	17	2017	5	16	2,158	9.37	100	23,038	1,064	1,094	49.30	50.70
12	22	2017	6	15	2,157	9.36	101	23,038	1,114	1,043	51.65	48.35
7	21	2017	6	14	2,156	9.36	102	23,038	1,074	1,082	49.81	50.19
9	8	2017	6	15	2,156	9.36	103	23,038	1,038	1,118	48.14	51.86
9	29	2017	6	16	2,156	9.36	104	23,038	1,113	1,043	51.62	48.38
3	17	2017	6	17	2,153	9.35	105	23,038	1,077	1,076	50.02	49.98
8	25	2017	6	13	2,150	9.33	106	23,038	1,070	1,080	49.77	50.23
8	27	2017	1	14	2,150	9.33	107	23,038	1,126	1,024	52.37	47.63
7	12	2017	4	18	2,149	9.33	108	23,038	1,182	967	55.00	45.00
8	14	2017	2	16	2,149	9.33	109	23,038	1,124	1,025	52.30	47.70
7	21	2017	6	15	2,148	9.32	110	23,038	1,063	1,085	49.49	50.51
7	27	2017	5	18	2,147	9.32	111	23,038	1,220	927	56.82	43.18
2	17	2017	6	17	2,146	9.32	112	23,038	962	1,184	44.83	55.17
7	10	2017	2	17	2,146	9.32	113	23,038	1,122	1,024	52.28	47.72
8	10	2017	5	17	2,146	9.32	114	23,038	1,089	1,057	50.75	49.25
5	12	2017	6	17	2,145	9.31	115	23,038	1,140	1,005	53.15	46.85
6	30	2017	6	14	2,145	9.31	116	23,038	1,068	1,077	49.79	50.21
7	22	2017	7	13	2,145	9.31	117	23,038	1,004	1,141	46.81	53.19
5	26	2017	6	15	2,144	9.31	118	23,038	1,068	1,076	49.81	50.19

MO	DY	YR	DAY OF WK	HR	HR VOL	PERCENT OF AADT	HOUR NUMBER	AADT	NORTH VOLUME	SOUTH VOLUME	PERCENT NORTH IS OF TOTAL VOLUME	PERCENT SOUTH IS OF TOTAL VOLUME
3	17	2017	6	16	2,143	9.30	119	23,038	1,079	1,064	50.35	49.65
5	19	2017	6	16	2,143	9.30	120	23,038	1,095	1,048	51.10	48.90
7	20	2017	5	17	2,143	9.30	121	23,038	1,119	1,024	52.22	47.78
8	13	2017	1	14	2,143	9.30	122	23,038	1,148	995	53.57	46.43
8	25	2017	6	15	2,143	9.30	123	23,038	1,063	1,080	49.60	50.40
11	3	2017	6	18	2,143	9.30	124	23,038	1,123	1,020	52.40	47.60
7	7	2017	6	14	2,142	9.30	125	23,038	1,093	1,049	51.03	48.97
7	13	2017	5	17	2,142	9.30	126	23,038	1,134	1,008	52.94	47.06
12	15	2017	6	17	2,142	9.30	127	23,038	1,129	1,013	52.71	47.29
12	20	2017	4	17	2,142	9.30	128	23,038	1,112	1,030	51.91	48.09
5	12	2017	6	16	2,141	9.29	129	23,038	1,083	1,058	50.58	49.42
3	3	2017	6	17	2,139	9.28	130	23,038	1,086	1,053	50.77	49.23
4	14	2017	6	16	2,139	9.28	131	23,038	1,083	1,056	50.63	49.37
8	23	2017	4	17	2,139	9.28	132	23,038	1,126	1,013	52.64	47.36
4	21	2017	6	18	2,137	9.28	133	23,038	1,117	1,020	52.27	47.73
6	15	2017	5	17	2,137	9.28	134	23,038	1,070	1,067	50.07	49.93
8	4	2017	6	14	2,137	9.28	135	23,038	1,062	1,075	49.70	50.30
8	27	2017	1	13	2,137	9.28	136	23,038	1,114	1,023	52.13	47.87
6	1	2017	5	17	2,136	9.27	137	23,038	1,112	1,024	52.06	47.94
7	1	2017	7	12	2,135	9.27	138	23,038	966	1,169	45.25	54.75
7	17	2017	2	17	2,135	9.27	139	23,038	1,114	1,021	52.18	47.82
8	17	2017	5	18	2,135	9.27	140	23,038	1,185	950	55.50	44.50
7	9	2017	1	14	2,134	9.26	141	23,038	1,094	1,040	51.27	48.73
8	28	2017	2	16	2,132	9.25	142	23,038	1,089	1,043	51.08	48.92
9	14	2017	5	17	2,132	9.25	143	23,038	1,122	1,010	52.63	47.37
6	26	2017	2	17	2,131	9.25	144	23,038	1,140	991	53.50	46.50
7	18	2017	3	17	2,131	9.25	145	23,038	1,140	991	53.50	46.50
8	11	2017	6	14	2,131	9.25	146	23,038	1,076	1,055	50.49	49.51
9	2	2017	7	11	2,131	9.25	147	23,038	932	1,199	43.74	56.26
7	12	2017	4	17	2,130	9.25	148	23,038	1,149	981	53.94	46.06
7	19	2017	4	17	2,130	9.25	149	23,038	1,149	981	53.94	46.06
7	14	2017	6	16	2,128	9.24	150	23,038	1,057	1,071	49.67	50.33
8	11	2017	6	16	2,127	9.23	151	23,038	1,085	1,042	51.01	48.99
8	24	2017	5	16	2,125	9.22	152	23,038	1,089	1,036	51.25	48.75
8	29	2017	3	17	2,125	9.22	153	23,038	1,131	994	53.22	46.78
10	5	2017	5	17	2,125	9.22	154	23,038	1,117	1,008	52.56	47.44
2	17	2017	6	18	2,124	9.22	155	23,038	952	1,172	44.82	55.18
8	16	2017	4	17	2,124	9.22	156	23,038	1,158	966	54.52	45.48
9	22	2017	6	17	2,124	9.22	157	23,038	1,038	1,086	48.87	51.13
11	17	2017	6	17	2,123	9.22	158	23,038	1,114	1,009	52.47	47.53
5	25	2017	5	18	2,122	9.21	159	23,038	1,113	1,009	52.45	47.55
8	22	2017	3	18	2,122	9.21	160	23,038	1,211	911	57.07	42.93
7	1	2017	7	13	2,120	9.20	161	23,038	942	1,178	44.43	55.57
7	21	2017	6	13	2,120	9.20	162	23,038	1,084	1,036	51.13	48.87
6	14	2017	4	17	2,119	9.20	163	23,038	1,146	973	54.08	45.92
12	1	2017	6	15	2,119	9.20	164	23,038	1,053	1,066	49.69	50.31
6	30	2017	6	18	2,118	9.19	165	23,038	1,106	1,012	52.22	47.78
8	4	2017	6	12	2,117	9.19	166	23,038	1,010	1,107	47.71	52.29
4	28	2017	6	14	2,115	9.18	167	23,038	1,002	1,113	47.38	52.62
7	7	2017	6	15	2,114	9.18	168	23,038	1,067	1,047	50.47	49.53
9	5	2017	3	17	2,114	9.18	169	23,038	1,114	1,000	52.70	47.30

MO	DY	YR	DAY OF WK	HR	HR VOL	PERCENT OF AADT	HOUR NUMBER	AADT	NORTH VOLUME	SOUTH VOLUME	PERCENT NORTH IS OF TOTAL VOLUME	PERCENT SOUTH IS OF TOTAL VOLUME
7	25	2017	3	17	2,113	9.17	170	23,038	1,113	1,000	52.67	47.33
8	4	2017	6	13	2,112	9.17	171	23,038	1,038	1,074	49.15	50.85
8	4	2017	6	16	2,112	9.17	172	23,038	1,100	1,012	52.08	47.92
8	14	2017	2	18	2,112	9.17	173	23,038	1,187	925	56.20	43.80
8	18	2017	6	15	2,112	9.17	174	23,038	1,055	1,057	49.95	50.05
7	11	2017	3	17	2,111	9.16	175	23,038	1,132	979	53.62	46.38
8	5	2017	7	12	2,111	9.16	176	23,038	961	1,150	45.52	54.48
9	7	2017	5	17	2,111	9.16	177	23,038	1,126	985	53.34	46.66
4	14	2017	6	18	2,110	9.16	178	23,038	1,073	1,037	50.85	49.15
8	28	2017	2	17	2,110	9.16	179	23,038	1,151	959	54.55	45.45
8	3	2017	5	17	2,109	9.15	180	23,038	1,135	974	53.82	46.18
9	1	2017	6	14	2,109	9.15	181	23,038	990	1,119	46.94	53.06
11	3	2017	6	14	2,109	9.15	182	23,038	1,028	1,081	48.74	51.26
12	5	2017	3	17	2,109	9.15	183	23,038	1,146	963	54.34	45.66
4	28	2017	6	15	2,108	9.15	184	23,038	1,003	1,105	47.58	52.42
6	24	2017	7	13	2,108	9.15	185	23,038	947	1,161	44.92	55.08
7	1	2017	7	14	2,108	9.15	186	23,038	927	1,181	43.98	56.02
7	26	2017	4	17	2,108	9.15	187	23,038	1,113	995	52.80	47.20
8	4	2017	6	15	2,108	9.15	188	23,038	1,045	1,063	49.57	50.43
8	11	2017	6	15	2,108	9.15	189	23,038	1,072	1,036	50.85	49.15
7	8	2017	7	14	2,107	9.15	190	23,038	979	1,128	46.46	53.54
9	29	2017	6	18	2,107	9.15	191	23,038	1,065	1,042	50.55	49.45
10	13	2017	6	15	2,107	9.15	192	23,038	1,018	1,089	48.32	51.68
10	13	2017	6	18	2,107	9.15	193	23,038	1,113	994	52.82	47.18
10	27	2017	6	16	2,107	9.15	194	23,038	1,057	1,050	50.17	49.83
8	6	2017	1	15	2,106	9.14	195	23,038	1,115	991	52.94	47.06
8	8	2017	3	17	2,106	9.14	196	23,038	1,121	985	53.23	46.77
7	5	2017	4	17	2,105	9.14	197	23,038	1,146	959	54.44	45.56
8	23	2017	4	18	2,104	9.13	198	23,038	1,235	869	58.70	41.30
9	4	2017	2	14	2,104	9.13	199	23,038	1,151	953	54.71	45.29
8	11	2017	6	17	2,101	9.12	200	23,038	1,024	1,077	48.74	51.26



**AADT= 105,427      K 30 FACTOR= 8.96      K 100 FACTOR= 8.72      K 200 FACTOR= 8.38      D 30 FACTOR= 52.46**



MO	DY	YR	DAY OF WK	HR	HR VOL	PERCENT OF AADT	HOUR NUMBER	AADT	EAST VOLUME	WEST VOLUME	PERCENT EAST IS OF TOTAL VOLUME	PERCENT WEST IS OF TOTAL VOLUME
5	2	2017	3	9	9,711	9.21	1	105,427	5,417	4,294	55.78	44.22
1	31	2017	3	9	9,697	9.20	2	105,427	5,316	4,381	54.82	45.18
3	8	2017	4	9	9,682	9.18	3	105,427	5,336	4,346	55.11	44.89
3	28	2017	3	9	9,654	9.16	4	105,427	5,221	4,433	54.08	45.92
4	26	2017	4	9	9,648	9.15	5	105,427	5,319	4,329	55.13	44.87
5	18	2017	5	9	9,646	9.15	6	105,427	5,279	4,367	54.73	45.27
10	10	2017	3	9	9,606	9.11	7	105,427	5,217	4,389	54.31	45.69
3	23	2017	5	9	9,603	9.11	8	105,427	5,228	4,375	54.44	45.56
3	27	2017	2	9	9,594	9.10	9	105,427	5,259	4,335	54.82	45.18
11	14	2017	3	9	9,592	9.10	10	105,427	5,182	4,410	54.02	45.98
4	20	2017	5	9	9,575	9.08	11	105,427	5,196	4,379	54.27	45.73
3	2	2017	5	9	9,572	9.08	12	105,427	5,263	4,309	54.98	45.02
3	1	2017	4	9	9,562	9.07	13	105,427	5,230	4,332	54.70	45.30
11	8	2017	4	9	9,554	9.06	14	105,427	5,103	4,451	53.41	46.59
11	2	2017	5	9	9,553	9.06	15	105,427	5,093	4,460	53.31	46.69
5	4	2017	5	9	9,541	9.05	16	105,427	5,301	4,240	55.56	44.44

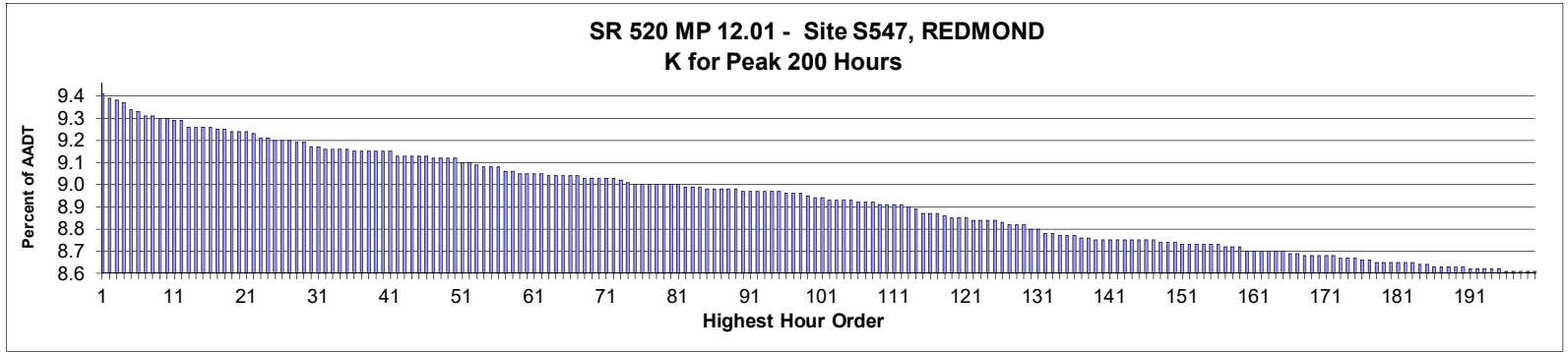
MO	DY	YR	DAY OF WK	HR	HR VOL	PERCENT OF AADT	HOUR NUMBER	AADT	EAST VOLUME	WEST VOLUME	PERCENT	PERCENT
											IS OF TOTAL VOLUME	WEST IS OF TOTAL VOLUME
9	13	2017	4	9	9,525	9.03	17	105,427	4,970	4,555	52.18	47.82
5	17	2017	4	9	9,504	9.01	18	105,427	5,241	4,263	55.15	44.85
5	25	2017	5	9	9,504	9.01	19	105,427	5,248	4,256	55.22	44.78
1	11	2017	4	9	9,491	9.00	20	105,427	5,179	4,312	54.57	45.43
4	17	2017	2	9	9,472	8.98	21	105,427	5,258	4,214	55.51	44.49
10	18	2017	4	9	9,465	8.98	22	105,427	5,105	4,360	53.94	46.06
5	15	2017	2	9	9,464	8.98	23	105,427	5,371	4,093	56.75	43.25
9	20	2017	4	9	9,461	8.97	24	105,427	5,064	4,397	53.52	46.48
5	31	2017	4	9	9,456	8.97	25	105,427	5,241	4,215	55.43	44.57
5	9	2017	3	9	9,454	8.97	26	105,427	5,227	4,227	55.29	44.71
5	30	2017	3	9	9,454	8.97	27	105,427	5,186	4,268	54.86	45.14
4	25	2017	3	9	9,452	8.97	28	105,427	5,122	4,330	54.19	45.81
2	2	2017	5	9	9,448	8.96	29	105,427	5,103	4,345	54.01	45.99
9	7	2017	5	9	9,447	8.96	30	105,427	4,956	4,491	52.46	47.54
10	2	2017	2	9	9,439	8.95	31	105,427	4,990	4,449	52.87	47.13
10	11	2017	4	9	9,437	8.95	32	105,427	4,992	4,445	52.90	47.10
10	31	2017	3	9	9,427	8.94	33	105,427	4,997	4,430	53.01	46.99
5	11	2017	5	9	9,423	8.94	34	105,427	5,194	4,229	55.12	44.88
5	19	2017	6	9	9,423	8.94	35	105,427	5,127	4,296	54.41	45.59
5	24	2017	4	9	9,412	8.93	36	105,427	5,261	4,151	55.90	44.10
1	23	2017	2	9	9,408	8.92	37	105,427	5,217	4,191	55.45	44.55
11	7	2017	3	9	9,408	8.92	38	105,427	5,044	4,364	53.61	46.39
3	6	2017	2	9	9,407	8.92	39	105,427	5,267	4,140	55.99	44.01
3	22	2017	4	9	9,397	8.91	40	105,427	5,073	4,324	53.99	46.01
4	27	2017	5	9	9,397	8.91	41	105,427	5,061	4,336	53.86	46.14
5	10	2017	4	9	9,396	8.91	42	105,427	5,215	4,181	55.50	44.50
4	28	2017	6	9	9,393	8.91	43	105,427	5,237	4,156	55.75	44.25
2	1	2017	4	9	9,390	8.91	44	105,427	5,077	4,313	54.07	45.93
6	2	2017	6	9	9,380	8.90	45	105,427	5,250	4,130	55.97	44.03
1	30	2017	2	9	9,379	8.90	46	105,427	5,139	4,240	54.79	45.21
4	19	2017	4	9	9,379	8.90	47	105,427	5,168	4,211	55.10	44.90
1	19	2017	5	9	9,372	8.89	48	105,427	5,142	4,230	54.87	45.13
5	1	2017	2	9	9,369	8.89	49	105,427	5,263	4,106	56.17	43.83
11	6	2017	2	9	9,360	8.88	50	105,427	5,082	4,278	54.29	45.71
5	8	2017	2	9	9,358	8.88	51	105,427	5,226	4,132	55.85	44.15
9	19	2017	3	9	9,358	8.88	52	105,427	5,043	4,315	53.89	46.11
1	24	2017	3	9	9,346	8.86	53	105,427	4,966	4,380	53.14	46.86
6	14	2017	4	9	9,343	8.86	54	105,427	5,143	4,200	55.05	44.95
3	16	2017	5	9	9,338	8.86	55	105,427	5,102	4,236	54.64	45.36
11	29	2017	4	9	9,335	8.85	56	105,427	5,102	4,233	54.65	45.35
6	21	2017	4	9	9,333	8.85	57	105,427	5,088	4,245	54.52	45.48
4	4	2017	3	9	9,331	8.85	58	105,427	5,239	4,092	56.15	43.85
5	22	2017	2	9	9,329	8.85	59	105,427	5,174	4,155	55.46	44.54
2	14	2017	3	9	9,322	8.84	60	105,427	5,144	4,178	55.18	44.82
6	7	2017	4	9	9,312	8.83	61	105,427	5,127	4,185	55.06	44.94
5	5	2017	6	9	9,311	8.83	62	105,427	5,116	4,195	54.95	45.05
6	5	2017	2	9	9,310	8.83	63	105,427	5,094	4,216	54.72	45.28
6	6	2017	3	9	9,304	8.83	64	105,427	4,984	4,320	53.57	46.43
5	3	2017	4	9	9,301	8.82	65	105,427	5,028	4,273	54.06	45.94
9	14	2017	5	9	9,301	8.82	66	105,427	4,977	4,324	53.51	46.49
6	9	2017	6	9	9,300	8.82	67	105,427	5,163	4,137	55.52	44.48

MO	DY	YR	DAY OF WK	HR	HR VOL	PERCENT OF AADT	HOUR NUMBER	AADT	EAST VOLUME	WEST VOLUME	PERCENT EAST IS OF TOTAL VOLUME	PERCENT WEST IS OF TOTAL VOLUME
1	26	2017	5	9	9,297	8.82	68	105,427	4,992	4,305	53.69	46.31
7	11	2017	3	9	9,296	8.82	69	105,427	5,018	4,278	53.98	46.02
2	16	2017	5	9	9,292	8.81	70	105,427	5,140	4,152	55.32	44.68
5	12	2017	6	9	9,289	8.81	71	105,427	5,136	4,153	55.29	44.71
9	26	2017	3	9	9,288	8.81	72	105,427	4,947	4,341	53.26	46.74
11	13	2017	2	9	9,286	8.81	73	105,427	5,021	4,265	54.07	45.93
1	9	2017	2	9	9,284	8.81	74	105,427	5,079	4,205	54.71	45.29
10	23	2017	2	9	9,278	8.80	75	105,427	4,985	4,293	53.73	46.27
9	12	2017	3	9	9,276	8.80	76	105,427	4,838	4,438	52.16	47.84
1	20	2017	6	9	9,274	8.80	77	105,427	5,280	3,994	56.93	43.07
3	31	2017	6	9	9,274	8.80	78	105,427	5,148	4,126	55.51	44.49
9	6	2017	4	9	9,274	8.80	79	105,427	4,940	4,334	53.27	46.73
6	28	2017	4	9	9,264	8.79	80	105,427	5,039	4,225	54.39	45.61
6	19	2017	2	9	9,263	8.79	81	105,427	5,124	4,139	55.32	44.68
9	27	2017	4	9	9,256	8.78	82	105,427	4,885	4,371	52.78	47.22
1	25	2017	4	9	9,252	8.78	83	105,427	4,997	4,255	54.01	45.99
3	9	2017	5	9	9,242	8.77	84	105,427	5,041	4,201	54.54	45.46
6	27	2017	3	9	9,237	8.76	85	105,427	5,103	4,134	55.25	44.75
10	4	2017	4	9	9,236	8.76	86	105,427	4,839	4,397	52.39	47.61
2	28	2017	3	9	9,234	8.76	87	105,427	5,062	4,172	54.82	45.18
6	12	2017	2	9	9,232	8.76	88	105,427	5,063	4,169	54.84	45.16
3	14	2017	3	9	9,224	8.75	89	105,427	4,961	4,263	53.78	46.22
9	15	2017	6	9	9,223	8.75	90	105,427	4,849	4,374	52.58	47.42
9	21	2017	5	9	9,217	8.74	91	105,427	4,947	4,270	53.67	46.33
10	26	2017	5	9	9,215	8.74	92	105,427	5,030	4,185	54.58	45.42
4	21	2017	6	9	9,214	8.74	93	105,427	5,015	4,199	54.43	45.57
5	23	2017	3	9	9,214	8.74	94	105,427	4,994	4,220	54.20	45.80
1	27	2017	6	9	9,213	8.74	95	105,427	5,160	4,053	56.01	43.99
3	3	2017	6	9	9,212	8.74	96	105,427	5,003	4,209	54.31	45.69
2	13	2017	2	9	9,206	8.73	97	105,427	5,072	4,134	55.09	44.91
3	21	2017	3	9	9,190	8.72	98	105,427	5,097	4,093	55.46	44.54
8	8	2017	3	9	9,189	8.72	99	105,427	4,962	4,227	54.00	46.00
7	26	2017	4	9	9,188	8.72	100	105,427	4,931	4,257	53.67	46.33
9	11	2017	2	9	9,166	8.69	101	105,427	4,907	4,259	53.53	46.47
2	10	2017	6	9	9,163	8.69	102	105,427	4,908	4,255	53.56	46.44
9	18	2017	2	9	9,153	8.68	103	105,427	4,925	4,228	53.81	46.19
9	8	2017	6	9	9,152	8.68	104	105,427	4,932	4,220	53.89	46.11
10	3	2017	3	9	9,151	8.68	105	105,427	4,829	4,322	52.77	47.23
7	10	2017	2	9	9,149	8.68	106	105,427	4,901	4,248	53.57	46.43
9	25	2017	2	9	9,148	8.68	107	105,427	4,821	4,327	52.70	47.30
8	3	2017	5	9	9,147	8.68	108	105,427	4,885	4,262	53.41	46.59
4	13	2017	5	9	9,145	8.67	109	105,427	5,076	4,069	55.51	44.49
6	29	2017	5	9	9,141	8.67	110	105,427	5,033	4,108	55.06	44.94
10	6	2017	6	9	9,133	8.66	111	105,427	4,979	4,154	54.52	45.48
12	1	2017	6	9	9,128	8.66	112	105,427	5,064	4,064	55.48	44.52
12	8	2017	6	9	9,123	8.65	113	105,427	5,016	4,107	54.98	45.02
3	17	2017	6	9	9,121	8.65	114	105,427	4,987	4,134	54.68	45.32
8	2	2017	4	9	9,115	8.65	115	105,427	4,886	4,229	53.60	46.40
10	5	2017	5	9	9,115	8.65	116	105,427	4,792	4,323	52.57	47.43
6	13	2017	3	9	9,109	8.64	117	105,427	4,934	4,175	54.17	45.83
10	17	2017	3	9	9,107	8.64	118	105,427	4,820	4,287	52.93	47.07

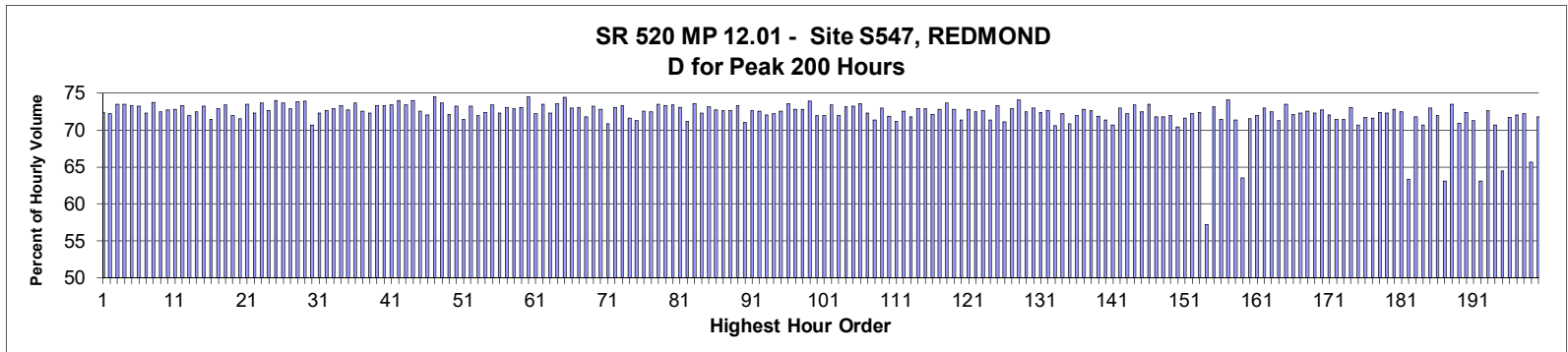
MO	DY	YR	DAY OF WK	HR	HR VOL	PERCENT OF AADT	HOUR NUMBER	AADT	EAST VOLUME	WEST VOLUME	PERCENT EAST IS OF TOTAL VOLUME	PERCENT WEST IS OF TOTAL VOLUME
11	7	2017	3	8	9,107	8.64	119	105,427	4,362	4,745	47.90	52.10
9	29	2017	6	9	9,103	8.63	120	105,427	4,873	4,230	53.53	46.47
3	20	2017	2	9	9,102	8.63	121	105,427	5,011	4,091	55.05	44.95
11	16	2017	5	9	9,101	8.63	122	105,427	4,841	4,260	53.19	46.81
6	26	2017	2	9	9,093	8.62	123	105,427	5,104	3,989	56.13	43.87
11	9	2017	5	9	9,091	8.62	124	105,427	4,756	4,335	52.32	47.68
9	22	2017	6	9	9,086	8.62	125	105,427	5,016	4,070	55.21	44.79
10	16	2017	2	9	9,080	8.61	126	105,427	4,882	4,198	53.77	46.23
12	4	2017	2	9	9,079	8.61	127	105,427	4,926	4,153	54.26	45.74
11	17	2017	6	9	9,078	8.61	128	105,427	4,965	4,113	54.69	45.31
2	15	2017	4	9	9,075	8.61	129	105,427	4,897	4,178	53.96	46.04
4	3	2017	2	9	9,069	8.60	130	105,427	5,130	3,939	56.57	43.43
1	17	2017	3	9	9,057	8.59	131	105,427	4,964	4,093	54.81	45.19
7	18	2017	3	9	9,053	8.59	132	105,427	4,851	4,202	53.58	46.42
10	9	2017	2	9	9,052	8.59	133	105,427	4,827	4,225	53.33	46.67
2	3	2017	6	9	9,051	8.59	134	105,427	4,913	4,138	54.28	45.72
6	20	2017	3	9	9,045	8.58	135	105,427	4,942	4,103	54.64	45.36
2	23	2017	5	9	9,037	8.57	136	105,427	4,933	4,104	54.59	45.41
7	13	2017	5	9	9,030	8.57	137	105,427	4,880	4,150	54.04	45.96
2	22	2017	4	9	9,025	8.56	138	105,427	4,967	4,058	55.04	44.96
4	11	2017	3	9	9,023	8.56	139	105,427	4,878	4,145	54.06	45.94
12	7	2017	5	9	9,020	8.56	140	105,427	4,781	4,239	53.00	47.00
12	5	2017	3	9	9,019	8.55	141	105,427	4,897	4,122	54.30	45.70
8	7	2017	2	9	9,018	8.55	142	105,427	4,867	4,151	53.97	46.03
10	24	2017	3	9	9,016	8.55	143	105,427	4,695	4,321	52.07	47.93
8	15	2017	3	9	9,012	8.55	144	105,427	4,834	4,178	53.64	46.36
10	25	2017	4	9	9,012	8.55	145	105,427	4,983	4,029	55.29	44.71
7	12	2017	4	9	9,006	8.54	146	105,427	4,893	4,113	54.33	45.67
6	22	2017	5	9	8,997	8.53	147	105,427	4,885	4,112	54.30	45.70
12	6	2017	4	9	8,995	8.53	148	105,427	4,789	4,206	53.24	46.76
4	26	2017	4	10	8,991	8.53	149	105,427	5,110	3,881	56.83	43.17
12	13	2017	4	9	8,991	8.53	150	105,427	4,801	4,190	53.40	46.60
11	27	2017	2	9	8,987	8.52	151	105,427	4,842	4,145	53.88	46.12
8	29	2017	3	9	8,986	8.52	152	105,427	4,733	4,253	52.67	47.33
11	8	2017	4	8	8,985	8.52	153	105,427	4,372	4,613	48.66	51.34
7	24	2017	2	9	8,979	8.52	154	105,427	4,834	4,145	53.84	46.16
10	30	2017	2	9	8,979	8.52	155	105,427	4,848	4,131	53.99	46.01
6	1	2017	5	9	8,977	8.51	156	105,427	4,853	4,124	54.06	45.94
6	8	2017	5	9	8,968	8.51	157	105,427	4,900	4,068	54.64	45.36
1	13	2017	6	9	8,958	8.50	158	105,427	4,919	4,039	54.91	45.09
5	17	2017	4	8	8,954	8.49	159	105,427	4,402	4,552	49.16	50.84
3	8	2017	4	8	8,950	8.49	160	105,427	4,448	4,502	49.70	50.30
12	14	2017	5	9	8,949	8.49	161	105,427	4,945	4,004	55.26	44.74
10	12	2017	5	9	8,942	8.48	162	105,427	4,720	4,222	52.78	47.22
10	19	2017	5	9	8,941	8.48	163	105,427	4,794	4,147	53.62	46.38
5	31	2017	4	8	8,939	8.48	164	105,427	4,500	4,439	50.34	49.66
8	30	2017	4	9	8,937	8.48	165	105,427	4,648	4,289	52.01	47.99
4	18	2017	3	9	8,930	8.47	166	105,427	4,829	4,101	54.08	45.92
12	12	2017	3	9	8,930	8.47	167	105,427	5,071	3,859	56.79	43.21
2	14	2017	3	17	8,917	8.46	168	105,427	4,766	4,151	53.45	46.55
8	16	2017	4	9	8,916	8.46	169	105,427	4,824	4,092	54.10	45.90

MO	DY	YR	DAY OF WK	HR	HR VOL	PERCENT OF AADT	HOUR NUMBER	AADT	EAST VOLUME	WEST VOLUME	PERCENT EAST IS OF TOTAL VOLUME	PERCENT WEST IS OF TOTAL VOLUME
1	5	2017	5	9	8,911	8.45	170	105,427	4,816	4,095	54.05	45.95
6	16	2017	6	9	8,911	8.45	171	105,427	4,885	4,026	54.82	45.18
3	22	2017	4	10	8,906	8.45	172	105,427	5,099	3,807	57.25	42.75
4	25	2017	3	8	8,905	8.45	173	105,427	4,457	4,448	50.05	49.95
10	27	2017	6	9	8,903	8.44	174	105,427	4,735	4,168	53.18	46.82
5	2	2017	3	8	8,901	8.44	175	105,427	4,312	4,589	48.44	51.56
5	10	2017	4	8	8,896	8.44	176	105,427	4,355	4,541	48.95	51.05
5	11	2017	5	8	8,894	8.44	177	105,427	4,331	4,563	48.70	51.30
7	25	2017	3	9	8,894	8.44	178	105,427	4,770	4,124	53.63	46.37
4	10	2017	2	9	8,893	8.44	179	105,427	4,942	3,951	55.57	44.43
4	26	2017	4	8	8,890	8.43	180	105,427	4,376	4,514	49.22	50.78
7	14	2017	6	9	8,886	8.43	181	105,427	4,841	4,045	54.48	45.52
10	23	2017	2	18	8,886	8.43	182	105,427	4,639	4,247	52.21	47.79
5	15	2017	2	8	8,885	8.43	183	105,427	4,439	4,446	49.96	50.04
5	16	2017	3	9	8,885	8.43	184	105,427	4,799	4,086	54.01	45.99
8	17	2017	5	9	8,878	8.42	185	105,427	4,835	4,043	54.46	45.54
1	12	2017	5	9	8,877	8.42	186	105,427	4,864	4,013	54.79	45.21
3	16	2017	5	10	8,860	8.40	187	105,427	5,126	3,734	57.86	42.14
8	10	2017	5	9	8,860	8.40	188	105,427	4,763	4,097	53.76	46.24
5	18	2017	5	8	8,858	8.40	189	105,427	4,373	4,485	49.37	50.63
3	21	2017	3	10	8,856	8.40	190	105,427	5,047	3,809	56.99	43.01
11	14	2017	3	8	8,855	8.40	191	105,427	4,307	4,548	48.64	51.36
1	6	2017	6	9	8,853	8.40	192	105,427	4,803	4,050	54.25	45.75
9	13	2017	4	8	8,847	8.39	193	105,427	4,319	4,528	48.82	51.18
7	19	2017	4	9	8,844	8.39	194	105,427	4,600	4,244	52.01	47.99
8	23	2017	4	9	8,844	8.39	195	105,427	4,785	4,059	54.10	45.90
7	20	2017	5	10	8,843	8.39	196	105,427	4,969	3,874	56.19	43.81
7	31	2017	2	9	8,843	8.39	197	105,427	4,696	4,147	53.10	46.90
11	1	2017	4	9	8,840	8.38	198	105,427	4,669	4,171	52.82	47.18
5	4	2017	5	8	8,832	8.38	199	105,427	4,409	4,423	49.92	50.08
6	15	2017	5	9	8,831	8.38	200	105,427	4,887	3,944	55.34	44.66





**AADT= 82,850      K 30 FACTOR= 9.21      K 100 FACTOR= 8.98      K 200 FACTOR= 8.65      D 30 FACTOR= 70.70**



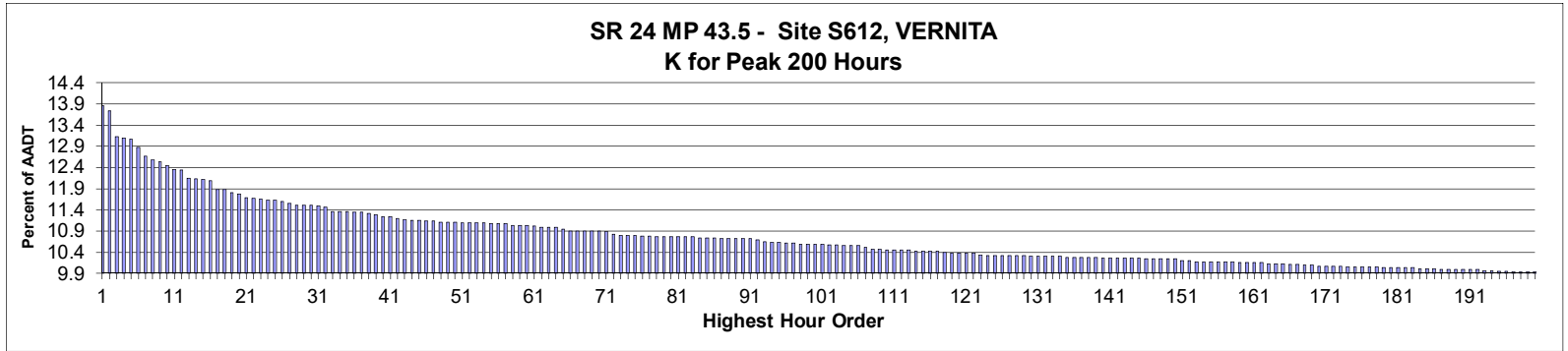
MO	DY	YR	DAY OF WK	HR	HR VOL	PERCENT OF AADT	HOUR NUMBER	AADT	EAST VOLUME	WEST VOLUME	PERCENT EAST OF TOTAL VOLUME	PERCENT WEST OF TOTAL VOLUME
5	17	2017	4	9	7,826	9.45	1	82,850	2,163	5,663	27.64	72.36
5	2	2017	3	9	7,810	9.43	2	82,850	2,167	5,643	27.75	72.25
11	8	2017	4	9	7,803	9.42	3	82,850	2,065	5,738	26.46	73.54
10	10	2017	3	9	7,800	9.41	4	82,850	2,067	5,733	26.50	73.50
4	25	2017	3	9	7,769	9.38	5	82,850	2,072	5,697	26.67	73.33
10	2	2017	2	9	7,766	9.37	6	82,850	2,076	5,690	26.73	73.27
4	26	2017	4	9	7,747	9.35	7	82,850	2,148	5,599	27.73	72.27
10	11	2017	4	9	7,746	9.35	8	82,850	2,030	5,716	26.21	73.79
9	19	2017	3	9	7,742	9.34	9	82,850	2,130	5,612	27.51	72.49
10	18	2017	4	9	7,742	9.34	10	82,850	2,114	5,628	27.31	72.69
9	27	2017	4	9	7,734	9.33	11	82,850	2,103	5,631	27.19	72.81
10	26	2017	5	9	7,730	9.33	12	82,850	2,064	5,666	26.70	73.30
9	28	2017	5	9	7,709	9.30	13	82,850	2,164	5,545	28.07	71.93
3	23	2017	5	9	7,707	9.30	14	82,850	2,122	5,585	27.53	72.47
10	31	2017	3	9	7,706	9.30	15	82,850	2,064	5,642	26.78	73.22
5	25	2017	5	9	7,701	9.30	16	82,850	2,200	5,501	28.57	71.43

MO	DY	YR	DAY OF WK	HR	HR VOL	PERCENT OF AADT	HOUR NUMBER	AADT	EAST VOLUME	WEST VOLUME	PERCENT EAST IS OF TOTAL VOLUME	PERCENT WEST IS OF TOTAL VOLUME
5	24	2017	4	9	7,695	9.29	17	82,850	2,088	5,607	27.13	72.87
9	13	2017	4	9	7,693	9.29	18	82,850	2,047	5,646	26.61	73.39
9	21	2017	5	9	7,690	9.28	19	82,850	2,154	5,536	28.01	71.99
5	4	2017	5	9	7,688	9.28	20	82,850	2,188	5,500	28.46	71.54
9	20	2017	4	9	7,685	9.28	21	82,850	2,039	5,646	26.53	73.47
11	2	2017	5	9	7,683	9.27	22	82,850	2,125	5,558	27.66	72.34
1	31	2017	3	9	7,663	9.25	23	82,850	2,020	5,643	26.36	73.64
5	31	2017	4	9	7,662	9.25	24	82,850	2,093	5,569	27.32	72.68
3	8	2017	4	9	7,657	9.24	25	82,850	1,991	5,666	26.00	74.00
10	24	2017	3	9	7,652	9.24	26	82,850	2,015	5,637	26.33	73.67
11	14	2017	3	9	7,652	9.24	27	82,850	2,073	5,579	27.09	72.91
11	7	2017	3	9	7,649	9.23	28	82,850	2,001	5,648	26.16	73.84
11	13	2017	2	9	7,647	9.23	29	82,850	1,994	5,653	26.08	73.92
9	15	2017	6	9	7,634	9.21	30	82,850	2,237	5,397	29.30	70.70
5	18	2017	5	9	7,630	9.21	31	82,850	2,115	5,515	27.72	72.28
5	1	2017	2	9	7,625	9.20	32	82,850	2,087	5,538	27.37	72.63
9	26	2017	3	9	7,624	9.20	33	82,850	2,066	5,558	27.10	72.90
3	21	2017	3	9	7,620	9.20	34	82,850	2,030	5,590	26.64	73.36
5	9	2017	3	9	7,620	9.20	35	82,850	2,077	5,543	27.26	72.74
4	27	2017	5	9	7,617	9.19	36	82,850	2,005	5,612	26.32	73.68
3	16	2017	5	9	7,616	9.19	37	82,850	2,091	5,525	27.46	72.54
5	11	2017	5	9	7,615	9.19	38	82,850	2,110	5,505	27.71	72.29
4	19	2017	4	9	7,612	9.19	39	82,850	2,028	5,584	26.64	73.36
9	12	2017	3	9	7,611	9.19	40	82,850	2,030	5,581	26.67	73.33
11	29	2017	4	9	7,610	9.19	41	82,850	2,023	5,587	26.58	73.42
10	16	2017	2	9	7,601	9.17	42	82,850	1,977	5,624	26.01	73.99
1	23	2017	2	9	7,599	9.17	43	82,850	2,023	5,576	26.62	73.38
2	2	2017	5	9	7,597	9.17	44	82,850	1,972	5,625	25.96	74.04
9	7	2017	5	9	7,597	9.17	45	82,850	2,084	5,513	27.43	72.57
5	12	2017	6	9	7,596	9.17	46	82,850	2,126	5,470	27.99	72.01
1	24	2017	3	9	7,593	9.16	47	82,850	1,933	5,660	25.46	74.54
4	17	2017	2	9	7,590	9.16	48	82,850	1,998	5,592	26.32	73.68
9	29	2017	6	9	7,586	9.16	49	82,850	2,114	5,472	27.87	72.13
10	23	2017	2	9	7,586	9.16	50	82,850	2,028	5,558	26.73	73.27
9	8	2017	6	9	7,575	9.14	51	82,850	2,162	5,413	28.54	71.46
2	1	2017	4	9	7,572	9.14	52	82,850	2,028	5,544	26.78	73.22
4	28	2017	6	9	7,567	9.13	53	82,850	2,123	5,444	28.06	71.94
11	17	2017	6	9	7,555	9.12	54	82,850	2,084	5,471	27.58	72.42
3	28	2017	3	9	7,553	9.12	55	82,850	2,005	5,548	26.55	73.45
1	5	2017	5	9	7,552	9.12	56	82,850	2,090	5,462	27.67	72.33
3	3	2017	6	9	7,538	9.10	57	82,850	2,029	5,509	26.92	73.08
9	6	2017	4	9	7,538	9.10	58	82,850	2,043	5,495	27.10	72.90
5	30	2017	3	9	7,534	9.09	59	82,850	2,026	5,508	26.89	73.11
1	11	2017	4	9	7,532	9.09	60	82,850	1,921	5,611	25.50	74.50
6	7	2017	4	9	7,528	9.09	61	82,850	2,088	5,440	27.74	72.26
9	18	2017	2	9	7,527	9.09	62	82,850	1,995	5,532	26.50	73.50
1	19	2017	5	9	7,524	9.08	63	82,850	2,086	5,438	27.72	72.28
3	1	2017	4	9	7,523	9.08	64	82,850	1,990	5,533	26.45	73.55
1	30	2017	2	9	7,522	9.08	65	82,850	1,923	5,599	25.57	74.43
11	6	2017	2	9	7,522	9.08	66	82,850	2,034	5,488	27.04	72.96
12	5	2017	3	9	7,521	9.08	67	82,850	2,024	5,497	26.91	73.09

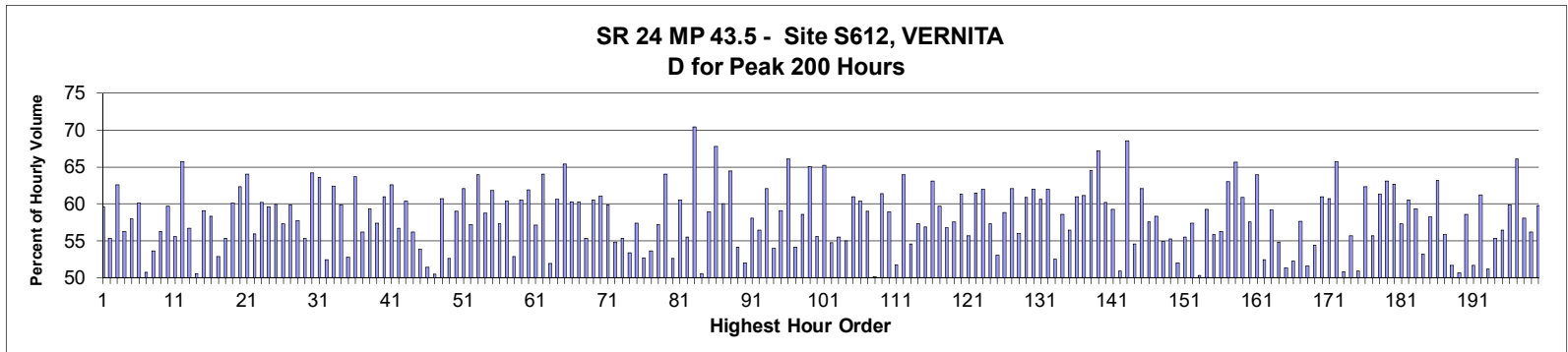
MO	DY	YR	DAY OF WK	HR	HR VOL	PERCENT OF AADT	HOUR NUMBER	AADT	EAST VOLUME	WEST VOLUME	PERCENT EAST IS OF TOTAL VOLUME	PERCENT WEST IS OF TOTAL VOLUME
5	22	2017	2	9	7,517	9.07	68	82,850	2,119	5,398	28.19	71.81
3	30	2017	5	9	7,512	9.07	69	82,850	2,010	5,502	26.76	73.24
5	3	2017	4	9	7,512	9.07	70	82,850	2,039	5,473	27.14	72.86
10	6	2017	6	9	7,512	9.07	71	82,850	2,192	5,320	29.18	70.82
1	12	2017	5	9	7,511	9.07	72	82,850	2,023	5,488	26.93	73.07
10	17	2017	3	9	7,509	9.06	73	82,850	2,006	5,503	26.71	73.29
10	27	2017	6	9	7,501	9.05	74	82,850	2,130	5,371	28.40	71.60
9	22	2017	6	9	7,492	9.04	75	82,850	2,151	5,341	28.71	71.29
6	5	2017	2	9	7,491	9.04	76	82,850	2,054	5,437	27.42	72.58
1	20	2017	6	9	7,490	9.04	77	82,850	2,061	5,429	27.52	72.48
12	4	2017	2	9	7,489	9.04	78	82,850	1,983	5,506	26.48	73.52
3	22	2017	4	9	7,488	9.04	79	82,850	1,998	5,490	26.68	73.32
11	9	2017	5	9	7,488	9.04	80	82,850	1,989	5,499	26.56	73.44
10	5	2017	5	9	7,487	9.04	81	82,850	2,013	5,474	26.89	73.11
6	9	2017	6	9	7,484	9.03	82	82,850	2,153	5,331	28.77	71.23
9	25	2017	2	9	7,482	9.03	83	82,850	1,977	5,505	26.42	73.58
1	13	2017	6	9	7,478	9.03	84	82,850	2,072	5,406	27.71	72.29
3	27	2017	2	9	7,475	9.02	85	82,850	2,005	5,470	26.82	73.18
12	13	2017	4	9	7,474	9.02	86	82,850	2,038	5,436	27.27	72.73
5	23	2017	3	9	7,471	9.02	87	82,850	2,044	5,427	27.36	72.64
3	2	2017	5	9	7,470	9.02	88	82,850	2,045	5,425	27.38	72.62
1	9	2017	2	9	7,469	9.02	89	82,850	1,993	5,476	26.68	73.32
12	1	2017	6	9	7,468	9.01	90	82,850	2,166	5,302	29.00	71.00
6	6	2017	3	9	7,467	9.01	91	82,850	2,042	5,425	27.35	72.65
9	11	2017	2	9	7,467	9.01	92	82,850	2,052	5,415	27.48	72.52
12	7	2017	5	9	7,464	9.01	93	82,850	2,089	5,375	27.99	72.01
10	9	2017	2	9	7,463	9.01	94	82,850	2,070	5,393	27.74	72.26
10	3	2017	3	9	7,461	9.01	95	82,850	2,046	5,415	27.42	72.58
10	30	2017	2	9	7,457	9.00	96	82,850	1,967	5,490	26.38	73.62
11	27	2017	2	9	7,457	9.00	97	82,850	2,025	5,432	27.16	72.84
12	6	2017	4	9	7,457	9.00	98	82,850	2,028	5,429	27.20	72.80
3	20	2017	2	9	7,448	8.99	99	82,850	1,940	5,508	26.05	73.95
9	14	2017	5	9	7,443	8.98	100	82,850	2,086	5,357	28.03	71.97
4	21	2017	6	9	7,437	8.98	101	82,850	2,083	5,354	28.01	71.99
3	14	2017	3	9	7,434	8.97	102	82,850	1,976	5,458	26.58	73.42
3	31	2017	6	9	7,433	8.97	103	82,850	2,082	5,351	28.01	71.99
2	13	2017	2	9	7,432	8.97	104	82,850	1,996	5,436	26.86	73.14
10	12	2017	5	9	7,428	8.97	105	82,850	1,989	5,439	26.78	73.22
1	25	2017	4	9	7,425	8.96	106	82,850	1,962	5,463	26.42	73.58
5	15	2017	2	9	7,423	8.96	107	82,850	2,054	5,369	27.67	72.33
10	4	2017	4	9	7,422	8.96	108	82,850	2,125	5,297	28.63	71.37
6	15	2017	5	9	7,416	8.95	109	82,850	2,001	5,415	26.98	73.02
11	16	2017	5	9	7,415	8.95	110	82,850	2,084	5,331	28.11	71.89
5	5	2017	6	9	7,411	8.95	111	82,850	2,133	5,278	28.78	71.22
6	12	2017	2	9	7,411	8.95	112	82,850	2,033	5,378	27.43	72.57
5	8	2017	2	9	7,410	8.94	113	82,850	2,091	5,319	28.22	71.78
6	14	2017	4	9	7,402	8.93	114	82,850	2,005	5,397	27.09	72.91
3	9	2017	5	9	7,386	8.91	115	82,850	2,002	5,384	27.11	72.89
12	14	2017	5	9	7,381	8.91	116	82,850	2,057	5,324	27.87	72.13
10	19	2017	5	9	7,380	8.91	117	82,850	2,009	5,371	27.22	72.78
1	3	2017	3	9	7,372	8.90	118	82,850	1,939	5,433	26.30	73.70

MO	DY	YR	DAY OF WK	HR	HR VOL	PERCENT OF AADT	HOUR NUMBER	AADT	EAST VOLUME	WEST VOLUME	PERCENT EAST IS OF TOTAL VOLUME	PERCENT WEST IS OF TOTAL VOLUME
2	3	2017	6	9	7,364	8.89	119	82,850	2,001	5,363	27.17	72.83
12	8	2017	6	9	7,364	8.89	120	82,850	2,110	5,254	28.65	71.35
3	17	2017	6	9	7,362	8.89	121	82,850	2,000	5,362	27.17	72.83
2	14	2017	3	9	7,357	8.88	122	82,850	2,027	5,330	27.55	72.45
3	1	2017	4	10	7,357	8.88	123	82,850	2,012	5,345	27.35	72.65
11	7	2017	3	8	7,355	8.88	124	82,850	2,106	5,249	28.63	71.37
2	10	2017	6	9	7,354	8.88	125	82,850	1,963	5,391	26.69	73.31
5	10	2017	4	9	7,347	8.87	126	82,850	2,120	5,227	28.86	71.14
4	11	2017	3	9	7,344	8.86	127	82,850	1,992	5,352	27.12	72.88
6	20	2017	3	9	7,338	8.86	128	82,850	1,902	5,436	25.92	74.08
4	13	2017	5	9	7,337	8.86	129	82,850	2,021	5,316	27.55	72.45
1	26	2017	5	9	7,324	8.84	130	82,850	1,981	5,343	27.05	72.95
8	3	2017	5	9	7,320	8.84	131	82,850	2,024	5,296	27.65	72.35
6	19	2017	2	9	7,311	8.82	132	82,850	1,998	5,313	27.33	72.67
7	13	2017	5	9	7,307	8.82	133	82,850	2,149	5,158	29.41	70.59
12	12	2017	3	9	7,303	8.81	134	82,850	2,029	5,274	27.78	72.22
11	8	2017	4	8	7,299	8.81	135	82,850	2,130	5,169	29.18	70.82
7	18	2017	3	9	7,297	8.81	136	82,850	2,044	5,253	28.01	71.99
6	8	2017	5	9	7,294	8.80	137	82,850	1,980	5,314	27.15	72.85
6	21	2017	4	9	7,289	8.80	138	82,850	1,996	5,293	27.38	72.62
6	29	2017	5	9	7,286	8.79	139	82,850	2,048	5,238	28.11	71.89
6	2	2017	6	9	7,285	8.79	140	82,850	2,083	5,202	28.59	71.41
7	11	2017	3	9	7,284	8.79	141	82,850	2,135	5,149	29.31	70.69
11	28	2017	3	9	7,282	8.79	142	82,850	1,964	5,318	26.97	73.03
1	17	2017	3	9	7,281	8.79	143	82,850	2,020	5,261	27.74	72.26
6	22	2017	5	9	7,281	8.79	144	82,850	1,934	5,347	26.56	73.44
11	3	2017	6	9	7,281	8.79	145	82,850	2,006	5,275	27.55	72.45
3	29	2017	4	9	7,280	8.79	146	82,850	1,932	5,348	26.54	73.46
7	10	2017	2	9	7,280	8.79	147	82,850	2,055	5,225	28.23	71.77
10	25	2017	4	8	7,278	8.78	148	82,850	2,050	5,228	28.17	71.83
4	24	2017	2	9	7,276	8.78	149	82,850	2,041	5,235	28.05	71.95
2	28	2017	3	10	7,271	8.78	150	82,850	2,148	5,123	29.54	70.46
1	6	2017	6	9	7,270	8.77	151	82,850	2,060	5,210	28.34	71.66
6	1	2017	5	9	7,269	8.77	152	82,850	2,020	5,249	27.79	72.21
7	27	2017	5	9	7,265	8.77	153	82,850	2,008	5,257	27.64	72.36
10	27	2017	6	16	7,264	8.77	154	82,850	4,159	3,105	57.25	42.75
12	11	2017	2	9	7,263	8.77	155	82,850	1,949	5,314	26.83	73.17
6	13	2017	3	9	7,262	8.77	156	82,850	2,073	5,189	28.55	71.45
4	18	2017	3	9	7,260	8.76	157	82,850	1,883	5,377	25.94	74.06
7	17	2017	2	9	7,257	8.76	158	82,850	2,076	5,181	28.61	71.39
10	18	2017	4	17	7,255	8.76	159	82,850	4,609	2,646	63.53	36.47
2	14	2017	3	10	7,241	8.74	160	82,850	2,059	5,182	28.44	71.56
8	2	2017	4	9	7,240	8.74	161	82,850	2,027	5,213	28.00	72.00
1	18	2017	4	9	7,239	8.74	162	82,850	1,952	5,287	26.97	73.03
5	4	2017	5	10	7,239	8.74	163	82,850	1,993	5,246	27.53	72.47
7	12	2017	4	9	7,239	8.74	164	82,850	2,080	5,159	28.73	71.27
7	26	2017	4	9	7,237	8.74	165	82,850	1,917	5,320	26.49	73.51
5	3	2017	4	10	7,233	8.73	166	82,850	2,014	5,219	27.84	72.16
10	25	2017	4	9	7,233	8.73	167	82,850	2,002	5,231	27.68	72.32
1	24	2017	3	10	7,227	8.72	168	82,850	1,983	5,244	27.44	72.56
6	27	2017	3	9	7,227	8.72	169	82,850	2,000	5,227	27.67	72.33

MO	DY	YR	DAY OF WK	HR	HR VOL	PERCENT OF AADT	HOUR NUMBER	AADT	EAST VOLUME	WEST VOLUME	PERCENT EAST IS OF TOTAL VOLUME	PERCENT WEST IS OF TOTAL VOLUME
11	15	2017	4	10	7,224	8.72	170	82,850	1,969	5,255	27.26	72.74
5	10	2017	4	10	7,223	8.72	171	82,850	2,021	5,202	27.98	72.02
5	2	2017	3	10	7,222	8.72	172	82,850	2,060	5,162	28.52	71.48
7	19	2017	4	9	7,220	8.71	173	82,850	2,063	5,157	28.57	71.43
3	6	2017	2	9	7,218	8.71	174	82,850	1,945	5,273	26.95	73.05
4	18	2017	3	10	7,217	8.71	175	82,850	2,117	5,100	29.33	70.67
10	25	2017	4	10	7,210	8.70	176	82,850	2,039	5,171	28.28	71.72
5	31	2017	4	10	7,209	8.70	177	82,850	2,044	5,165	28.35	71.65
4	26	2017	4	10	7,203	8.69	178	82,850	1,991	5,212	27.64	72.36
3	24	2017	6	9	7,202	8.69	179	82,850	1,993	5,209	27.67	72.33
3	2	2017	5	10	7,199	8.69	180	82,850	1,959	5,240	27.21	72.79
1	31	2017	3	10	7,197	8.69	181	82,850	1,983	5,214	27.55	72.45
9	7	2017	5	17	7,197	8.69	182	82,850	4,559	2,638	63.35	36.65
11	14	2017	3	10	7,197	8.69	183	82,850	2,029	5,168	28.19	71.81
7	20	2017	5	10	7,191	8.68	184	82,850	2,109	5,082	29.33	70.67
2	15	2017	4	9	7,189	8.68	185	82,850	1,943	5,246	27.03	72.97
4	25	2017	3	8	7,186	8.67	186	82,850	2,014	5,172	28.03	71.97
11	1	2017	4	17	7,184	8.67	187	82,850	4,532	2,652	63.08	36.92
8	30	2017	4	9	7,182	8.67	188	82,850	1,903	5,279	26.50	73.50
1	11	2017	4	10	7,179	8.67	189	82,850	2,087	5,092	29.07	70.93
1	23	2017	2	10	7,179	8.67	190	82,850	1,980	5,199	27.58	72.42
6	2	2017	6	10	7,175	8.66	191	82,850	2,062	5,113	28.74	71.26
10	11	2017	4	17	7,174	8.66	192	82,850	4,530	2,644	63.14	36.86
7	25	2017	3	9	7,173	8.66	193	82,850	1,964	5,209	27.38	72.62
5	19	2017	6	9	7,172	8.66	194	82,850	2,101	5,071	29.29	70.71
10	23	2017	2	17	7,171	8.66	195	82,850	4,625	2,546	64.50	35.50
6	16	2017	6	9	7,170	8.65	196	82,850	2,031	5,139	28.33	71.67
2	2	2017	5	10	7,169	8.65	197	82,850	2,005	5,164	27.97	72.03
10	10	2017	3	8	7,168	8.65	198	82,850	1,989	5,179	27.75	72.25
9	25	2017	2	17	7,166	8.65	199	82,850	4,704	2,462	65.64	34.36
11	6	2017	2	8	7,165	8.65	200	82,850	2,023	5,142	28.23	71.77



**AADT= 4,806      K 30 FACTOR= 11.51      K 100 FACTOR= 10.59      K 200 FACTOR= 9.93      D 30 FACTOR= 64.20**



MO	DY	YR	DAY OF WK	HR	HR VOL	PERCENT OF AADT	HOUR NUMBER	AADT	EAST VOLUME	WEST VOLUME	PERCENT EAST IS OF TOTAL VOLUME	PERCENT WEST IS OF TOTAL VOLUME
9	22	2017	6	17	666	13.86	1	4,806	269	397	40.39	59.61
9	1	2017	6	17	660	13.73	2	4,806	295	365	44.70	55.30
9	29	2017	6	17	631	13.13	3	4,806	236	395	37.40	62.60
8	13	2017	1	12	629	13.09	4	4,806	354	275	56.28	43.72
9	15	2017	6	16	628	13.07	5	4,806	264	364	42.04	57.96
9	1	2017	6	16	619	12.88	6	4,806	247	372	39.90	60.10
8	13	2017	1	11	609	12.67	7	4,806	309	300	50.74	49.26
8	13	2017	1	13	604	12.57	8	4,806	324	280	53.64	46.36
7	9	2017	1	20	602	12.53	9	4,806	263	339	43.69	56.31
10	27	2017	6	18	598	12.44	10	4,806	241	357	40.30	59.70
7	21	2017	6	16	594	12.36	11	4,806	264	330	44.44	55.56
10	6	2017	6	17	593	12.34	12	4,806	203	390	34.23	65.77
10	13	2017	6	18	584	12.15	13	4,806	253	331	43.32	56.68
7	21	2017	6	17	583	12.13	14	4,806	288	295	49.40	50.60
5	5	2017	6	17	582	12.11	15	4,806	238	344	40.89	59.11
10	27	2017	6	17	581	12.09	16	4,806	242	339	41.65	58.35

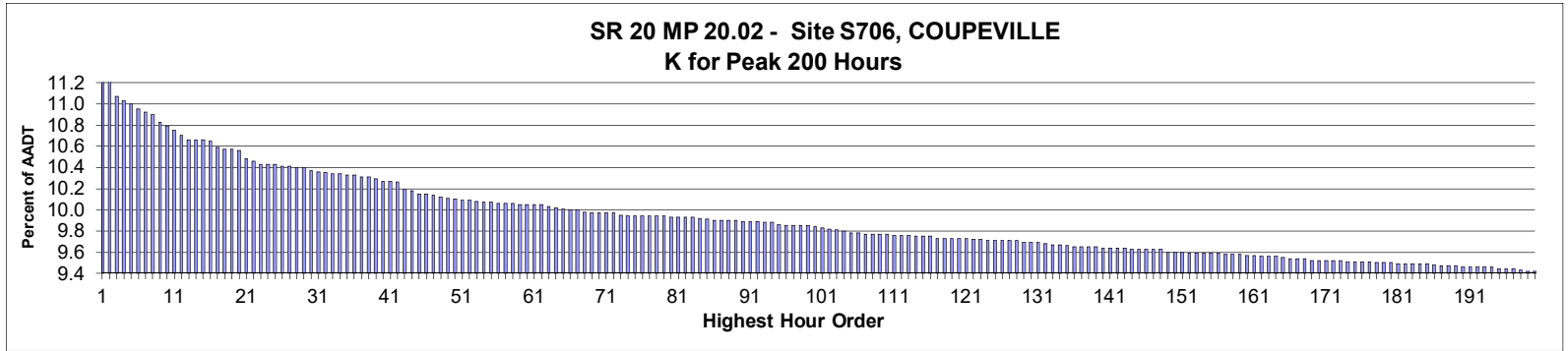
MO	DY	YR	DAY OF WK	HR	HR VOL	PERCENT OF AADT	HOUR NUMBER	AADT	EAST VOLUME	WEST VOLUME	PERCENT	PERCENT
											EAST IS OF TOTAL VOLUME	WEST IS OF TOTAL VOLUME
6	9	2017	6	17	571	11.88	17	4,806	269	302	47.11	52.89
10	13	2017	6	17	571	11.88	18	4,806	255	316	44.66	55.34
8	18	2017	6	16	567	11.80	19	4,806	226	341	39.86	60.14
4	28	2017	6	17	566	11.78	20	4,806	213	353	37.63	62.37
6	25	2017	1	14	562	11.69	21	4,806	202	360	35.94	64.06
5	26	2017	6	17	561	11.67	22	4,806	247	314	44.03	55.97
3	31	2017	6	17	560	11.65	23	4,806	223	337	39.82	60.18
5	12	2017	6	17	559	11.63	24	4,806	226	333	40.43	59.57
5	26	2017	6	16	559	11.63	25	4,806	224	335	40.07	59.93
6	16	2017	6	15	557	11.59	26	4,806	238	319	42.73	57.27
9	15	2017	6	17	555	11.55	27	4,806	223	332	40.18	59.82
8	20	2017	1	16	553	11.51	28	4,806	234	319	42.31	57.69
9	22	2017	6	18	553	11.51	29	4,806	247	306	44.67	55.33
11	3	2017	6	17	553	11.51	30	4,806	198	355	35.80	64.20
10	6	2017	6	16	552	11.49	31	4,806	201	351	36.41	63.59
10	29	2017	1	16	551	11.46	32	4,806	262	289	47.55	52.45
5	5	2017	6	16	546	11.36	33	4,806	205	341	37.55	62.45
6	16	2017	6	16	546	11.36	34	4,806	219	327	40.11	59.89
8	20	2017	1	17	546	11.36	35	4,806	258	288	47.25	52.75
6	25	2017	1	13	545	11.34	36	4,806	198	347	36.33	63.67
8	25	2017	6	17	545	11.34	37	4,806	239	306	43.85	56.15
9	8	2017	6	16	544	11.32	38	4,806	221	323	40.63	59.38
10	20	2017	6	17	542	11.28	39	4,806	231	311	42.62	57.38
9	8	2017	6	17	540	11.24	40	4,806	211	329	39.07	60.93
9	29	2017	6	16	540	11.24	41	4,806	202	338	37.41	62.59
9	1	2017	6	15	538	11.19	42	4,806	233	305	43.31	56.69
6	30	2017	6	16	537	11.17	43	4,806	213	324	39.66	60.34
6	16	2017	6	18	536	11.15	44	4,806	235	301	43.84	56.16
7	21	2017	6	15	536	11.15	45	4,806	289	247	53.92	46.08
9	1	2017	6	18	535	11.13	46	4,806	260	275	48.60	51.40
9	3	2017	1	15	535	11.13	47	4,806	265	270	49.53	50.47
7	14	2017	6	15	534	11.11	48	4,806	210	324	39.33	60.67
8	19	2017	7	17	534	11.11	49	4,806	253	281	47.38	52.62
9	30	2017	7	16	534	11.11	50	4,806	219	315	41.01	58.99
4	21	2017	6	17	533	11.09	51	4,806	202	331	37.90	62.10
6	23	2017	6	14	533	11.09	52	4,806	228	305	42.78	57.22
8	20	2017	1	14	533	11.09	53	4,806	192	341	36.02	63.98
8	25	2017	6	15	533	11.09	54	4,806	220	313	41.28	58.72
7	7	2017	6	15	532	11.07	55	4,806	203	329	38.16	61.84
8	18	2017	6	15	532	11.07	56	4,806	227	305	42.67	57.33
10	20	2017	6	16	532	11.07	57	4,806	211	321	39.66	60.34
5	26	2017	6	18	530	11.03	58	4,806	280	250	52.83	47.17
6	23	2017	6	17	530	11.03	59	4,806	209	321	39.43	60.57
11	3	2017	6	16	530	11.03	60	4,806	202	328	38.11	61.89
6	18	2017	1	14	529	11.01	61	4,806	227	302	42.91	57.09
9	23	2017	7	17	528	10.99	62	4,806	190	338	35.98	64.02
10	8	2017	1	16	528	10.99	63	4,806	254	274	48.11	51.89
10	15	2017	1	15	528	10.99	64	4,806	208	320	39.39	60.61
9	30	2017	7	17	526	10.94	65	4,806	182	344	34.60	65.40
6	2	2017	6	17	524	10.90	66	4,806	208	316	39.69	60.31
8	18	2017	6	17	524	10.90	67	4,806	208	316	39.69	60.31

MO	DY	YR	DAY OF WK	HR	HR VOL	PERCENT OF AADT	HOUR NUMBER	AADT	EAST VOLUME	WEST VOLUME	PERCENT EAST IS OF TOTAL VOLUME	PERCENT WEST IS OF TOTAL VOLUME
9	22	2017	6	16	524	10.90	68	4,806	234	290	44.66	55.34
9	23	2017	7	16	524	10.90	69	4,806	207	317	39.50	60.50
10	6	2017	6	18	524	10.90	70	4,806	204	320	38.93	61.07
6	16	2017	6	17	523	10.88	71	4,806	210	313	40.15	59.85
6	9	2017	6	18	520	10.82	72	4,806	285	235	54.81	45.19
8	19	2017	7	15	519	10.80	73	4,806	232	287	44.70	55.30
9	15	2017	6	15	519	10.80	74	4,806	242	277	46.63	53.37
11	3	2017	6	18	519	10.80	75	4,806	221	298	42.58	57.42
5	5	2017	6	18	518	10.78	76	4,806	245	273	47.30	52.70
6	30	2017	6	17	518	10.78	77	4,806	240	278	46.33	53.67
6	23	2017	6	15	517	10.76	78	4,806	221	296	42.75	57.25
6	23	2017	6	16	517	10.76	79	4,806	186	331	35.98	64.02
7	22	2017	7	15	517	10.76	80	4,806	245	272	47.39	52.61
9	3	2017	1	16	517	10.76	81	4,806	313	204	60.54	39.46
10	15	2017	1	16	517	10.76	82	4,806	230	287	44.49	55.51
10	21	2017	7	11	517	10.76	83	4,806	153	364	29.59	70.41
5	7	2017	1	16	516	10.74	84	4,806	255	261	49.42	50.58
7	23	2017	1	13	516	10.74	85	4,806	212	304	41.09	58.91
8	20	2017	1	12	516	10.74	86	4,806	166	350	32.17	67.83
6	9	2017	6	16	515	10.72	87	4,806	206	309	40.00	60.00
7	28	2017	6	16	515	10.72	88	4,806	183	332	35.53	64.47
8	27	2017	1	16	515	10.72	89	4,806	236	279	45.83	54.17
9	15	2017	6	18	515	10.72	90	4,806	268	247	52.04	47.96
10	20	2017	6	18	515	10.72	91	4,806	216	299	41.94	58.06
10	27	2017	6	16	514	10.69	92	4,806	224	290	43.58	56.42
8	25	2017	6	16	512	10.65	93	4,806	194	318	37.89	62.11
6	11	2017	1	16	511	10.63	94	4,806	235	276	45.99	54.01
6	30	2017	6	15	511	10.63	95	4,806	209	302	40.90	59.10
4	7	2017	6	17	510	10.61	96	4,806	173	337	33.92	66.08
4	9	2017	1	16	510	10.61	97	4,806	276	234	54.12	45.88
7	21	2017	6	18	509	10.59	98	4,806	298	211	58.55	41.45
9	27	2017	4	17	509	10.59	99	4,806	178	331	34.97	65.03
10	15	2017	1	18	509	10.59	100	4,806	226	283	44.40	55.60
10	29	2017	1	15	509	10.59	101	4,806	177	332	34.77	65.23
6	18	2017	1	16	508	10.57	102	4,806	278	230	54.72	45.28
10	15	2017	1	17	508	10.57	103	4,806	226	282	44.49	55.51
5	5	2017	6	15	507	10.55	104	4,806	228	279	44.97	55.03
6	2	2017	6	16	507	10.55	105	4,806	198	309	39.05	60.95
8	31	2017	5	17	507	10.55	106	4,806	201	306	39.64	60.36
7	14	2017	6	17	505	10.51	107	4,806	207	298	40.99	59.01
4	9	2017	1	17	503	10.47	108	4,806	251	252	49.90	50.10
4	14	2017	6	17	503	10.47	109	4,806	194	309	38.57	61.43
5	19	2017	6	17	502	10.45	110	4,806	206	296	41.04	58.96
6	18	2017	1	15	502	10.45	111	4,806	242	260	48.21	51.79
8	20	2017	1	15	502	10.45	112	4,806	181	321	36.06	63.94
9	24	2017	1	15	502	10.45	113	4,806	228	274	45.42	54.58
4	9	2017	1	15	501	10.42	114	4,806	214	287	42.71	57.29
4	28	2017	6	18	501	10.42	115	4,806	216	285	43.11	56.89
10	1	2017	1	14	501	10.42	116	4,806	185	316	36.93	63.07
10	13	2017	6	16	501	10.42	117	4,806	202	299	40.32	59.68
8	20	2017	1	18	500	10.40	118	4,806	216	284	43.20	56.80

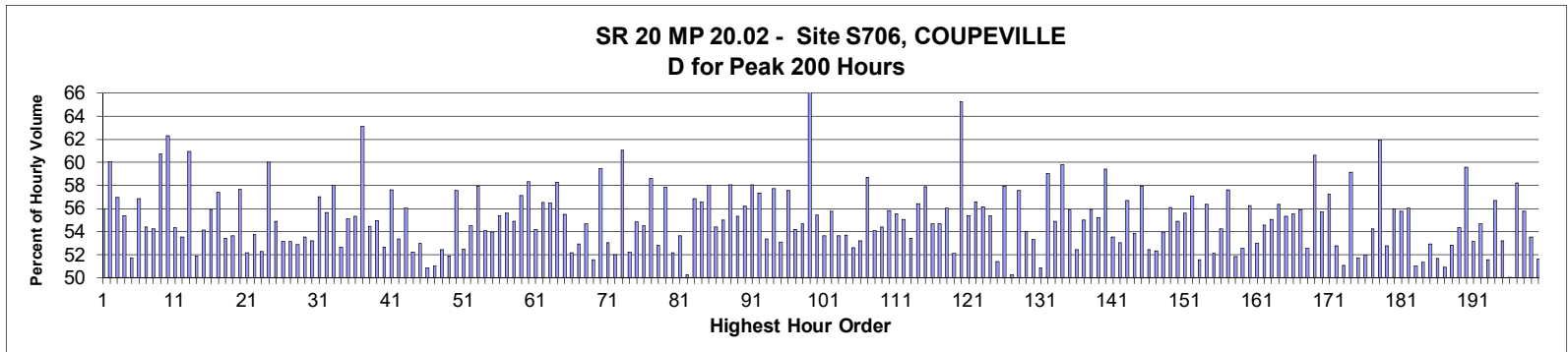


MO	DY	YR	DAY OF WK	HR	HR VOL	PERCENT OF AADT	HOUR NUMBER	AADT	EAST VOLUME	WEST VOLUME	PERCENT	PERCENT
											EAST IS OF TOTAL VOLUME	WEST IS OF TOTAL VOLUME
6	22	2017	5	17	499	10.38	119	4,806	212	287	42.48	57.52
8	11	2017	6	14	499	10.38	120	4,806	193	306	38.68	61.32
8	13	2017	1	14	499	10.38	121	4,806	221	278	44.29	55.71
10	5	2017	5	17	499	10.38	122	4,806	192	307	38.48	61.52
6	15	2017	5	16	497	10.34	123	4,806	189	308	38.03	61.97
5	7	2017	1	18	496	10.32	124	4,806	284	212	57.26	42.74
6	11	2017	1	15	496	10.32	125	4,806	233	263	46.98	53.02
7	28	2017	6	15	496	10.32	126	4,806	204	292	41.13	58.87
9	24	2017	1	14	496	10.32	127	4,806	188	308	37.90	62.10
10	1	2017	1	16	496	10.32	128	4,806	218	278	43.95	56.05
10	8	2017	1	15	496	10.32	129	4,806	194	302	39.11	60.89
7	14	2017	6	16	495	10.30	130	4,806	188	307	37.98	62.02
9	29	2017	6	18	495	10.30	131	4,806	195	300	39.39	60.61
10	1	2017	1	15	495	10.30	132	4,806	188	307	37.98	62.02
10	12	2017	5	17	495	10.30	133	4,806	235	260	47.47	52.53
10	26	2017	5	17	495	10.30	134	4,806	205	290	41.41	58.59
8	13	2017	1	10	494	10.28	135	4,806	215	279	43.52	56.48
9	28	2017	5	17	494	10.28	136	4,806	193	301	39.07	60.93
10	5	2017	5	16	494	10.28	137	4,806	192	302	38.87	61.13
10	10	2017	3	17	494	10.28	138	4,806	175	319	35.43	64.57
10	12	2017	5	15	494	10.28	139	4,806	162	332	32.79	67.21
6	11	2017	1	14	493	10.26	140	4,806	196	297	39.76	60.24
8	4	2017	6	16	493	10.26	141	4,806	201	292	40.77	59.23
8	18	2017	6	18	493	10.26	142	4,806	251	242	50.91	49.09
8	20	2017	1	13	493	10.26	143	4,806	155	338	31.44	68.56
9	20	2017	4	17	493	10.26	144	4,806	224	269	45.44	54.56
10	8	2017	1	14	493	10.26	145	4,806	187	306	37.93	62.07
3	31	2017	6	16	492	10.24	146	4,806	209	283	42.48	57.52
6	9	2017	6	15	492	10.24	147	4,806	205	287	41.67	58.33
7	28	2017	6	17	492	10.24	148	4,806	222	270	45.12	54.88
8	4	2017	6	15	492	10.24	149	4,806	220	272	44.72	55.28
8	13	2017	1	18	492	10.24	150	4,806	256	236	52.03	47.97
4	30	2017	1	15	490	10.20	151	4,806	272	218	55.51	44.49
10	1	2017	1	17	490	10.20	152	4,806	209	281	42.65	57.35
3	24	2017	6	17	489	10.17	153	4,806	246	243	50.31	49.69
4	21	2017	6	16	489	10.17	154	4,806	199	290	40.70	59.30
6	11	2017	1	18	489	10.17	155	4,806	273	216	55.83	44.17
7	28	2017	6	14	489	10.17	156	4,806	214	275	43.76	56.24
9	17	2017	1	13	489	10.17	157	4,806	181	308	37.01	62.99
9	30	2017	7	15	489	10.17	158	4,806	168	321	34.36	65.64
5	12	2017	6	16	488	10.15	159	4,806	191	297	39.14	60.86
6	29	2017	5	17	488	10.15	160	4,806	207	281	42.42	57.58
7	9	2017	1	21	488	10.15	161	4,806	176	312	36.07	63.93
9	24	2017	1	17	488	10.15	162	4,806	232	256	47.54	52.46
6	17	2017	7	15	487	10.13	163	4,806	199	288	40.86	59.14
7	22	2017	7	16	487	10.13	164	4,806	267	220	54.83	45.17
10	13	2017	6	14	487	10.13	165	4,806	250	237	51.33	48.67
7	9	2017	1	18	486	10.11	166	4,806	232	254	47.74	52.26
10	29	2017	1	18	486	10.11	167	4,806	206	280	42.39	57.61
4	23	2017	1	17	485	10.09	168	4,806	235	250	48.45	51.55
6	22	2017	5	16	485	10.09	169	4,806	221	264	45.57	54.43

MO	DY	YR	DAY OF WK	HR	HR VOL	PERCENT OF AADT	HOUR NUMBER	AADT	EAST VOLUME	WEST VOLUME	PERCENT EAST IS OF TOTAL VOLUME	PERCENT WEST IS OF TOTAL VOLUME
5	25	2017	5	17	484	10.07	170	4,806	189	295	39.05	60.95
7	9	2017	1	19	484	10.07	171	4,806	190	294	39.26	60.74
8	27	2017	1	13	484	10.07	172	4,806	166	318	34.30	65.70
11	4	2017	7	16	484	10.07	173	4,806	246	238	50.83	49.17
7	14	2017	6	14	483	10.05	174	4,806	214	269	44.31	55.69
7	28	2017	6	18	483	10.05	175	4,806	246	237	50.93	49.07
9	3	2017	1	17	483	10.05	176	4,806	301	182	62.32	37.68
9	8	2017	6	18	483	10.05	177	4,806	214	269	44.31	55.69
9	14	2017	5	17	483	10.05	178	4,806	187	296	38.72	61.28
5	19	2017	6	16	482	10.03	179	4,806	178	304	36.93	63.07
6	14	2017	4	17	482	10.03	180	4,806	180	302	37.34	62.66
7	7	2017	6	17	482	10.03	181	4,806	206	276	42.74	57.26
7	23	2017	1	11	482	10.03	182	4,806	190	292	39.42	60.58
9	22	2017	6	15	482	10.03	183	4,806	196	286	40.66	59.34
3	3	2017	6	17	481	10.01	184	4,806	225	256	46.78	53.22
4	7	2017	6	18	481	10.01	185	4,806	201	280	41.79	58.21
8	11	2017	6	15	481	10.01	186	4,806	177	304	36.80	63.20
5	7	2017	1	17	480	9.99	187	4,806	268	212	55.83	44.17
6	22	2017	5	15	480	9.99	188	4,806	248	232	51.67	48.33
8	19	2017	7	18	480	9.99	189	4,806	243	237	50.63	49.38
8	27	2017	1	12	480	9.99	190	4,806	199	281	41.46	58.54
10	29	2017	1	17	480	9.99	191	4,806	232	248	48.33	51.67
11	2	2017	5	17	480	9.99	192	4,806	186	294	38.75	61.25
8	19	2017	7	16	479	9.97	193	4,806	234	245	48.85	51.15
9	17	2017	1	17	479	9.97	194	4,806	214	265	44.68	55.32
9	1	2017	6	14	478	9.95	195	4,806	208	270	43.51	56.49
9	21	2017	5	17	478	9.95	196	4,806	192	286	40.17	59.83
6	25	2017	1	12	477	9.93	197	4,806	162	315	33.96	66.04
7	27	2017	5	17	477	9.93	198	4,806	200	277	41.93	58.07
8	4	2017	6	17	477	9.93	199	4,806	209	268	43.82	56.18
8	27	2017	1	15	477	9.93	200	4,806	192	285	40.25	59.75



**AADT= 8,820      K 30 FACTOR= 10.37      K 100 FACTOR= 9.84      K 200 FACTOR= 9.42      D 30 FACTOR= 53.22**



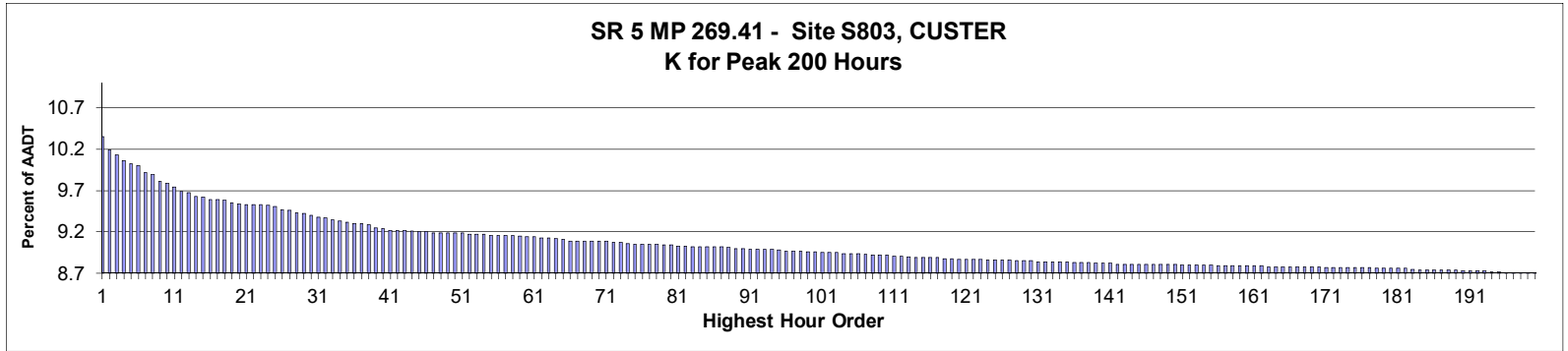
MO	DY	YR	DAY OF WK	HR	HR VOL	PERCENT OF AADT	HOUR NUMBER	AADT	EAST VOLUME	WEST VOLUME	PERCENT EAST IS OF TOTAL VOLUME	PERCENT WEST IS OF TOTAL VOLUME
8	12	2017	7	15	1,004	11.38	1	8,820	442	562	44.02	55.98
7	5	2017	4	13	990	11.22	2	8,820	595	395	60.10	39.90
8	13	2017	1	14	976	11.07	3	8,820	556	420	56.97	43.03
8	10	2017	5	17	973	11.03	4	8,820	434	539	44.60	55.40
8	12	2017	7	14	970	11.00	5	8,820	468	502	48.25	51.75
4	21	2017	6	17	966	10.95	6	8,820	417	549	43.17	56.83
8	15	2017	3	17	963	10.92	7	8,820	439	524	45.59	54.41
8	9	2017	4	17	961	10.90	8	8,820	440	521	45.79	54.21
8	12	2017	7	16	955	10.83	9	8,820	375	580	39.27	60.73
8	12	2017	7	12	952	10.79	10	8,820	593	359	62.29	37.71
9	14	2017	5	17	948	10.75	11	8,820	433	515	45.68	54.32
7	21	2017	6	17	944	10.70	12	8,820	439	505	46.50	53.50
7	3	2017	2	17	940	10.66	13	8,820	367	573	39.04	60.96
7	7	2017	6	16	940	10.66	14	8,820	452	488	48.09	51.91
8	25	2017	6	17	940	10.66	15	8,820	431	509	45.85	54.15
8	12	2017	7	13	939	10.65	16	8,820	525	414	55.91	44.09

MO	DY	YR	DAY OF WK	HR	HR VOL	PERCENT OF AADT	HOUR NUMBER	AADT	EAST VOLUME	WEST VOLUME	PERCENT	PERCENT
											EAST IS OF TOTAL VOLUME	WEST IS OF TOTAL VOLUME
7	7	2017	6	17	934	10.59	17	8,820	398	536	42.61	57.39
8	8	2017	3	17	932	10.57	18	8,820	434	498	46.57	53.43
8	11	2017	6	17	932	10.57	19	8,820	432	500	46.35	53.65
6	30	2017	6	17	931	10.56	20	8,820	394	537	42.32	57.68
8	14	2017	2	17	924	10.48	21	8,820	442	482	47.84	52.16
7	19	2017	4	17	923	10.46	22	8,820	427	496	46.26	53.74
7	15	2017	7	12	920	10.43	23	8,820	439	481	47.72	52.28
7	15	2017	7	15	920	10.43	24	8,820	368	552	40.00	60.00
8	11	2017	6	16	920	10.43	25	8,820	415	505	45.11	54.89
8	31	2017	5	17	918	10.41	26	8,820	430	488	46.84	53.16
9	1	2017	6	17	918	10.41	27	8,820	430	488	46.84	53.16
5	12	2017	6	17	917	10.40	28	8,820	432	485	47.11	52.89
7	21	2017	6	16	917	10.40	29	8,820	426	491	46.46	53.54
8	17	2017	5	17	915	10.37	30	8,820	428	487	46.78	53.22
9	21	2017	5	17	914	10.36	31	8,820	393	521	43.00	57.00
8	4	2017	6	17	913	10.35	32	8,820	405	508	44.36	55.64
7	15	2017	7	14	912	10.34	33	8,820	383	529	42.00	58.00
8	7	2017	2	17	912	10.34	34	8,820	432	480	47.37	52.63
5	4	2017	5	17	911	10.33	35	8,820	409	502	44.90	55.10
8	18	2017	6	17	911	10.33	36	8,820	407	504	44.68	55.32
8	13	2017	1	13	909	10.31	37	8,820	574	335	63.15	36.85
9	22	2017	6	17	909	10.31	38	8,820	414	495	45.54	54.46
6	6	2017	3	17	908	10.29	39	8,820	409	499	45.04	54.96
7	22	2017	7	13	906	10.27	40	8,820	429	477	47.35	52.65
9	27	2017	4	17	906	10.27	41	8,820	384	522	42.38	57.62
6	22	2017	5	17	905	10.26	42	8,820	422	483	46.63	53.37
10	31	2017	3	17	899	10.19	43	8,820	395	504	43.94	56.06
6	30	2017	6	16	898	10.18	44	8,820	429	469	47.77	52.23
7	3	2017	2	14	895	10.15	45	8,820	474	421	52.96	47.04
7	5	2017	4	15	895	10.15	46	8,820	455	440	50.84	49.16
7	11	2017	3	17	894	10.14	47	8,820	438	456	48.99	51.01
9	16	2017	7	15	893	10.12	48	8,820	425	468	47.59	52.41
7	3	2017	2	15	892	10.11	49	8,820	429	463	48.09	51.91
9	1	2017	6	16	891	10.10	50	8,820	378	513	42.42	57.58
7	15	2017	7	16	890	10.09	51	8,820	423	467	47.53	52.47
8	29	2017	3	17	890	10.09	52	8,820	405	485	45.51	54.49
11	16	2017	5	17	889	10.08	53	8,820	374	515	42.07	57.93
7	5	2017	4	16	888	10.07	54	8,820	408	480	45.95	54.05
7	14	2017	6	17	888	10.07	55	8,820	409	479	46.06	53.94
7	27	2017	5	17	887	10.06	56	8,820	396	491	44.64	55.36
8	1	2017	3	17	887	10.06	57	8,820	394	493	44.42	55.58
9	7	2017	5	17	887	10.06	58	8,820	400	487	45.10	54.90
5	23	2017	3	17	886	10.05	59	8,820	380	506	42.89	57.11
7	17	2017	2	17	886	10.05	60	8,820	369	517	41.65	58.35
7	22	2017	7	14	886	10.05	61	8,820	406	480	45.82	54.18
8	9	2017	4	18	886	10.05	62	8,820	385	501	43.45	56.55
7	5	2017	4	17	885	10.03	63	8,820	385	500	43.50	56.50
10	30	2017	2	17	884	10.02	64	8,820	369	515	41.74	58.26
8	23	2017	4	17	883	10.01	65	8,820	393	490	44.51	55.49
7	1	2017	7	13	882	10.00	66	8,820	460	422	52.15	47.85
7	3	2017	2	13	882	10.00	67	8,820	467	415	52.95	47.05

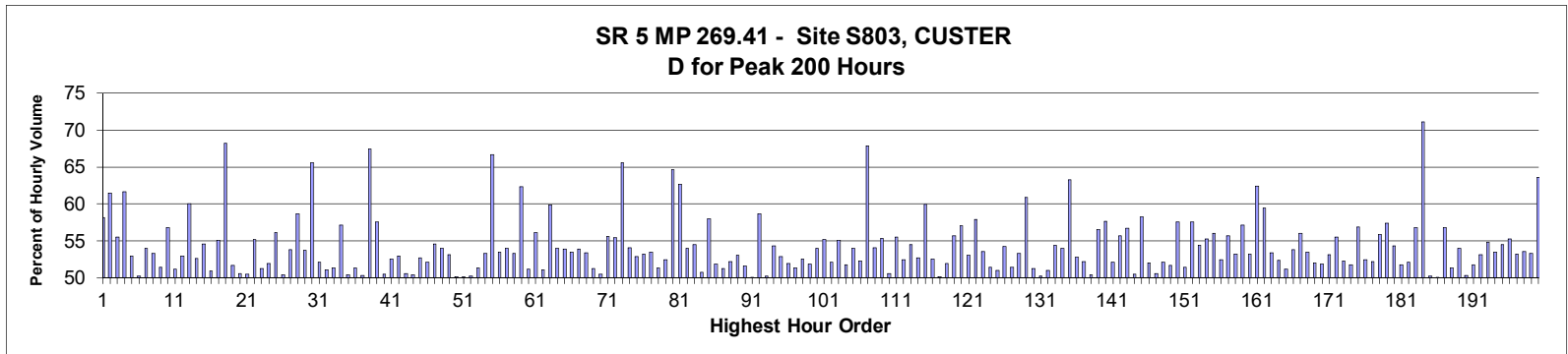
MO	DY	YR	DAY OF WK	HR	HR VOL	PERCENT OF AADT	HOUR NUMBER	AADT	EAST VOLUME	WEST VOLUME	PERCENT EAST IS OF TOTAL VOLUME	PERCENT WEST IS OF TOTAL VOLUME
8	16	2017	4	17	880	9.98	68	8,820	399	481	45.34	54.66
7	7	2017	6	15	879	9.97	69	8,820	426	453	48.46	51.54
7	22	2017	7	15	879	9.97	70	8,820	356	523	40.50	59.50
8	24	2017	5	17	879	9.97	71	8,820	413	466	46.99	53.01
8	30	2017	4	17	879	9.97	72	8,820	422	457	48.01	51.99
7	5	2017	4	12	878	9.95	73	8,820	536	342	61.05	38.95
5	26	2017	6	17	877	9.94	74	8,820	419	458	47.78	52.22
7	15	2017	7	13	877	9.94	75	8,820	396	481	45.15	54.85
7	20	2017	5	17	877	9.94	76	8,820	399	478	45.50	54.50
7	26	2017	4	18	877	9.94	77	8,820	363	514	41.39	58.61
8	3	2017	5	17	877	9.94	78	8,820	414	463	47.21	52.79
10	6	2017	6	17	877	9.94	79	8,820	370	507	42.19	57.81
6	2	2017	6	17	876	9.93	80	8,820	419	457	47.83	52.17
9	13	2017	4	17	876	9.93	81	8,820	406	470	46.35	53.65
9	15	2017	6	16	876	9.93	82	8,820	436	440	49.77	50.23
11	17	2017	6	17	876	9.93	83	8,820	378	498	43.15	56.85
9	8	2017	6	17	875	9.92	84	8,820	380	495	43.43	56.57
6	7	2017	4	17	874	9.91	85	8,820	367	507	41.99	58.01
6	26	2017	2	17	873	9.90	86	8,820	398	475	45.59	54.41
7	14	2017	6	16	873	9.90	87	8,820	393	480	45.02	54.98
7	25	2017	3	18	873	9.90	88	8,820	366	507	41.92	58.08
10	4	2017	4	17	873	9.90	89	8,820	390	483	44.67	55.33
7	31	2017	2	17	872	9.89	90	8,820	382	490	43.81	56.19
8	5	2017	7	15	872	9.89	91	8,820	366	506	41.97	58.03
10	26	2017	5	17	872	9.89	92	8,820	372	500	42.66	57.34
8	28	2017	2	17	871	9.88	93	8,820	406	465	46.61	53.39
9	28	2017	5	17	871	9.88	94	8,820	368	503	42.25	57.75
10	13	2017	6	16	870	9.86	95	8,820	408	462	46.90	53.10
4	14	2017	6	17	869	9.85	96	8,820	369	500	42.46	57.54
6	29	2017	5	17	869	9.85	97	8,820	398	471	45.80	54.20
7	28	2017	6	16	869	9.85	98	8,820	394	475	45.34	54.66
8	12	2017	7	11	869	9.85	99	8,820	575	294	66.17	33.83
9	12	2017	3	17	868	9.84	100	8,820	387	481	44.59	55.41
8	10	2017	5	16	867	9.83	101	8,820	402	465	46.37	53.63
11	7	2017	3	17	866	9.82	102	8,820	383	483	44.23	55.77
7	18	2017	3	17	865	9.81	103	8,820	401	464	46.36	53.64
5	20	2017	7	14	864	9.80	104	8,820	464	400	53.70	46.30
6	2	2017	6	16	863	9.78	105	8,820	409	454	47.39	52.61
9	1	2017	6	13	863	9.78	106	8,820	459	404	53.19	46.81
4	11	2017	3	17	862	9.77	107	8,820	356	506	41.30	58.70
7	7	2017	6	13	862	9.77	108	8,820	466	396	54.06	45.94
7	27	2017	5	18	862	9.77	109	8,820	393	469	45.59	54.41
10	11	2017	4	17	862	9.77	110	8,820	381	481	44.20	55.80
6	1	2017	5	17	861	9.76	111	8,820	383	478	44.48	55.52
8	24	2017	5	16	861	9.76	112	8,820	387	474	44.95	55.05
8	31	2017	5	16	861	9.76	113	8,820	401	460	46.57	53.43
7	1	2017	7	15	860	9.75	114	8,820	375	485	43.60	56.40
7	19	2017	4	18	860	9.75	115	8,820	362	498	42.09	57.91
7	26	2017	4	17	860	9.75	116	8,820	390	470	45.35	54.65
4	28	2017	6	17	858	9.73	117	8,820	389	469	45.34	54.66
7	5	2017	4	14	858	9.73	118	8,820	481	377	56.06	43.94

MO	DY	YR	DAY OF WK	HR	HR VOL	PERCENT OF AADT	HOUR NUMBER	AADT	EAST VOLUME	WEST VOLUME	PERCENT	PERCENT
											EAST IS OF TOTAL VOLUME	WEST IS OF TOTAL VOLUME
7	25	2017	3	16	858	9.73	119	8,820	411	447	47.90	52.10
8	12	2017	7	17	858	9.73	120	8,820	298	560	34.73	65.27
8	21	2017	2	17	858	9.73	121	8,820	383	475	44.64	55.36
5	24	2017	4	17	857	9.72	122	8,820	372	485	43.41	56.59
10	3	2017	3	17	857	9.72	123	8,820	376	481	43.87	56.13
5	27	2017	7	15	856	9.71	124	8,820	382	474	44.63	55.37
7	8	2017	7	15	856	9.71	125	8,820	416	440	48.60	51.40
7	10	2017	2	17	856	9.71	126	8,820	360	496	42.06	57.94
9	3	2017	1	14	856	9.71	127	8,820	426	430	49.77	50.23
12	14	2017	5	17	856	9.71	128	8,820	363	493	42.41	57.59
4	27	2017	5	17	855	9.69	129	8,820	393	462	45.96	54.04
7	10	2017	2	16	855	9.69	130	8,820	399	456	46.67	53.33
7	27	2017	5	15	855	9.69	131	8,820	435	420	50.88	49.12
7	3	2017	2	16	854	9.68	132	8,820	350	504	40.98	59.02
10	24	2017	3	17	853	9.67	133	8,820	385	468	45.13	54.87
12	13	2017	4	17	853	9.67	134	8,820	343	510	40.21	59.79
9	20	2017	4	17	852	9.66	135	8,820	376	476	44.13	55.87
4	21	2017	6	16	851	9.65	136	8,820	405	446	47.59	52.41
5	31	2017	4	17	851	9.65	137	8,820	383	468	45.01	54.99
7	6	2017	5	17	851	9.65	138	8,820	375	476	44.07	55.93
7	28	2017	6	17	851	9.65	139	8,820	381	470	44.77	55.23
6	12	2017	2	17	850	9.64	140	8,820	345	505	40.59	59.41
6	29	2017	5	16	850	9.64	141	8,820	395	455	46.47	53.53
7	17	2017	2	18	850	9.64	142	8,820	399	451	46.94	53.06
7	21	2017	6	18	850	9.64	143	8,820	368	482	43.29	56.71
5	26	2017	6	16	849	9.63	144	8,820	392	457	46.17	53.83
7	13	2017	5	17	849	9.63	145	8,820	357	492	42.05	57.95
7	28	2017	6	15	849	9.63	146	8,820	404	445	47.59	52.41
8	24	2017	5	15	849	9.63	147	8,820	444	405	52.30	47.70
10	2	2017	2	17	849	9.63	148	8,820	391	458	46.05	53.95
8	5	2017	7	16	847	9.60	149	8,820	372	475	43.92	56.08
10	5	2017	5	16	847	9.60	150	8,820	382	465	45.10	54.90
12	5	2017	3	17	847	9.60	151	8,820	376	471	44.39	55.61
6	19	2017	2	17	846	9.59	152	8,820	363	483	42.91	57.09
8	9	2017	4	16	846	9.59	153	8,820	410	436	48.46	51.54
8	22	2017	3	17	846	9.59	154	8,820	369	477	43.62	56.38
9	30	2017	7	14	846	9.59	155	8,820	405	441	47.87	52.13
10	6	2017	6	16	846	9.59	156	8,820	387	459	45.74	54.26
5	2	2017	3	17	845	9.58	157	8,820	358	487	42.37	57.63
7	6	2017	5	16	845	9.58	158	8,820	407	438	48.17	51.83
8	16	2017	4	16	845	9.58	159	8,820	401	444	47.46	52.54
5	25	2017	5	17	844	9.57	160	8,820	369	475	43.72	56.28
7	25	2017	3	17	844	9.57	161	8,820	397	447	47.04	52.96
9	3	2017	1	13	843	9.56	162	8,820	460	383	54.57	45.43
10	5	2017	5	17	843	9.56	163	8,820	379	464	44.96	55.04
11	8	2017	4	17	843	9.56	164	8,820	368	475	43.65	56.35
5	10	2017	4	17	842	9.55	165	8,820	376	466	44.66	55.34
5	19	2017	6	17	841	9.54	166	8,820	374	467	44.47	55.53
7	12	2017	4	17	841	9.54	167	8,820	371	470	44.11	55.89
8	25	2017	6	16	841	9.54	168	8,820	399	442	47.44	52.56
6	13	2017	3	17	840	9.52	169	8,820	331	509	39.40	60.60

MO	DY	YR	DAY OF WK	HR	HR VOL	PERCENT OF AADT	HOUR NUMBER	AADT	EAST VOLUME	WEST VOLUME	PERCENT EAST IS OF TOTAL VOLUME	PERCENT WEST IS OF TOTAL VOLUME
6	24	2017	7	15	840	9.52	170	8,820	372	468	44.29	55.71
6	28	2017	4	17	840	9.52	171	8,820	359	481	42.74	57.26
7	15	2017	7	17	840	9.52	172	8,820	443	397	52.74	47.26
9	8	2017	6	16	840	9.52	173	8,820	411	429	48.93	51.07
4	19	2017	4	17	839	9.51	174	8,820	343	496	40.88	59.12
6	29	2017	5	15	839	9.51	175	8,820	434	405	51.73	48.27
7	29	2017	7	14	839	9.51	176	8,820	403	436	48.03	51.97
8	23	2017	4	16	839	9.51	177	8,820	384	455	45.77	54.23
3	4	2017	7	16	838	9.50	178	8,820	319	519	38.07	61.93
8	5	2017	7	14	838	9.50	179	8,820	396	442	47.26	52.74
12	20	2017	4	17	838	9.50	180	8,820	369	469	44.03	55.97
5	4	2017	5	18	837	9.49	181	8,820	370	467	44.21	55.79
5	17	2017	4	18	837	9.49	182	8,820	368	469	43.97	56.03
6	30	2017	6	14	837	9.49	183	8,820	410	427	48.98	51.02
7	25	2017	3	15	837	9.49	184	8,820	407	430	48.63	51.37
9	27	2017	4	16	837	9.49	185	8,820	394	443	47.07	52.93
8	22	2017	3	16	836	9.48	186	8,820	404	432	48.33	51.67
8	16	2017	4	15	835	9.47	187	8,820	410	425	49.10	50.90
9	26	2017	3	17	835	9.47	188	8,820	394	441	47.19	52.81
10	27	2017	6	17	835	9.47	189	8,820	381	454	45.63	54.37
4	20	2017	5	17	834	9.46	190	8,820	337	497	40.41	59.59
6	7	2017	4	16	834	9.46	191	8,820	391	443	46.88	53.12
9	6	2017	4	17	834	9.46	192	8,820	378	456	45.32	54.68
9	14	2017	5	16	834	9.46	193	8,820	404	430	48.44	51.56
12	7	2017	5	17	834	9.46	194	8,820	361	473	43.29	56.71
8	5	2017	7	12	833	9.44	195	8,820	443	390	53.18	46.82
8	7	2017	2	16	833	9.44	196	8,820	416	417	49.94	50.06
12	4	2017	2	17	833	9.44	197	8,820	348	485	41.78	58.22
6	6	2017	3	16	832	9.43	198	8,820	368	464	44.23	55.77
9	18	2017	2	17	831	9.42	199	8,820	386	445	46.45	53.55
9	21	2017	5	16	831	9.42	200	8,820	402	429	48.38	51.62



**AADT= 32,008      K 30 FACTOR= 9.40      K 100 FACTOR= 8.96      K 200 FACTOR= 8.71      D 30 FACTOR= 65.58**



MO	DY	YR	DAY OF WK	HR	HR VOL	PERCENT OF AADT	HOUR NUMBER	AADT	NORTH VOLUME	SOUTH VOLUME	PERCENT NORTH IS OF TOTAL VOLUME	PERCENT SOUTH IS OF TOTAL VOLUME
7	3	2017	2	16	3,313	10.35	1	32,008	1,928	1,385	58.19	41.81
8	7	2017	2	16	3,262	10.19	2	32,008	2,006	1,256	61.50	38.50
7	3	2017	2	17	3,242	10.13	3	32,008	1,799	1,443	55.49	44.51
8	7	2017	2	17	3,219	10.06	4	32,008	1,984	1,235	61.63	38.37
8	18	2017	6	17	3,206	10.02	5	32,008	1,699	1,507	52.99	47.01
4	14	2017	6	16	3,201	10.00	6	32,008	1,593	1,608	49.77	50.23
9	1	2017	6	16	3,174	9.92	7	32,008	1,713	1,461	53.97	46.03
9	1	2017	6	17	3,167	9.89	8	32,008	1,689	1,478	53.33	46.67
8	25	2017	6	17	3,139	9.81	9	32,008	1,614	1,525	51.42	48.58
11	10	2017	6	16	3,134	9.79	10	32,008	1,781	1,353	56.83	43.17
3	25	2017	7	16	3,117	9.74	11	32,008	1,594	1,523	51.14	48.86
6	11	2017	1	15	3,100	9.69	12	32,008	1,641	1,459	52.94	47.06
8	7	2017	2	15	3,094	9.67	13	32,008	1,857	1,237	60.02	39.98
4	14	2017	6	17	3,083	9.63	14	32,008	1,623	1,460	52.64	47.36
8	26	2017	7	13	3,079	9.62	15	32,008	1,399	1,680	45.44	54.56
9	4	2017	2	15	3,071	9.59	16	32,008	1,508	1,563	49.10	50.90

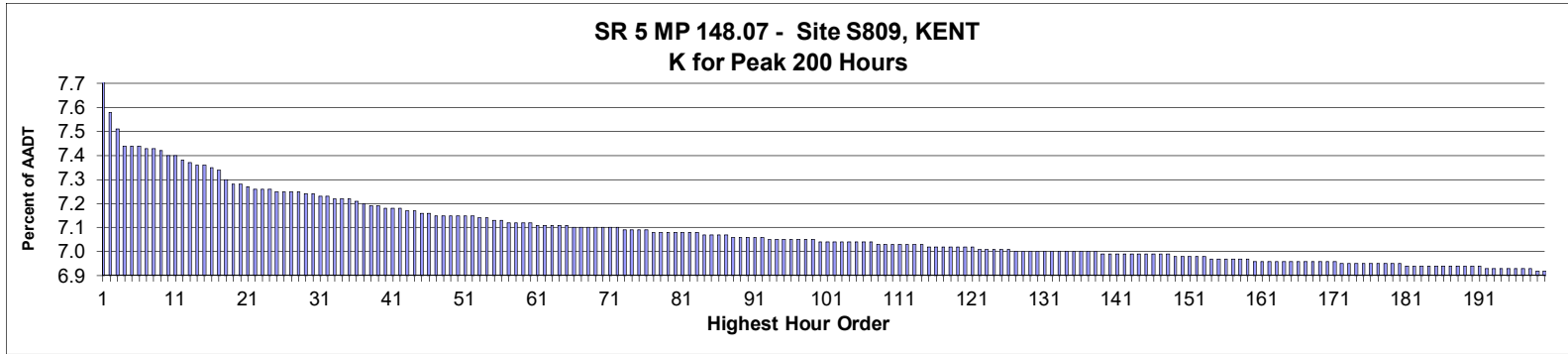


MO	DY	YR	DAY OF WK	HR	HR VOL	PERCENT OF AADT	HOUR NUMBER	AADT	NORTH VOLUME	SOUTH VOLUME	PERCENT NORTH IS OF TOTAL VOLUME	PERCENT SOUTH IS OF TOTAL VOLUME
9	4	2017	2	16	3,070	9.59	17	32,008	1,690	1,380	55.05	44.95
5	22	2017	2	17	3,065	9.58	18	32,008	2,091	974	68.22	31.78
7	3	2017	2	14	3,057	9.55	19	32,008	1,580	1,477	51.68	48.32
8	25	2017	6	16	3,055	9.54	20	32,008	1,545	1,510	50.57	49.43
8	4	2017	6	16	3,051	9.53	21	32,008	1,539	1,512	50.44	49.56
8	20	2017	1	14	3,051	9.53	22	32,008	1,367	1,684	44.80	55.20
8	26	2017	7	14	3,051	9.53	23	32,008	1,487	1,564	48.74	51.26
9	3	2017	1	15	3,046	9.52	24	32,008	1,582	1,464	51.94	48.06
9	1	2017	6	18	3,044	9.51	25	32,008	1,708	1,336	56.11	43.89
8	4	2017	6	17	3,032	9.47	26	32,008	1,505	1,527	49.64	50.36
9	2	2017	7	12	3,029	9.46	27	32,008	1,399	1,630	46.19	53.81
8	26	2017	7	12	3,019	9.43	28	32,008	1,248	1,771	41.34	58.66
6	30	2017	6	16	3,015	9.42	29	32,008	1,619	1,396	53.70	46.30
2	13	2017	2	16	3,010	9.40	30	32,008	1,974	1,036	65.58	34.42
8	13	2017	1	16	3,003	9.38	31	32,008	1,564	1,439	52.08	47.92
6	16	2017	6	17	2,998	9.37	32	32,008	1,532	1,466	51.10	48.90
4	14	2017	6	15	2,992	9.35	33	32,008	1,536	1,456	51.34	48.66
8	6	2017	1	13	2,985	9.33	34	32,008	1,280	1,705	42.88	57.12
7	3	2017	2	13	2,982	9.32	35	32,008	1,502	1,480	50.37	49.63
9	3	2017	1	16	2,978	9.30	36	32,008	1,528	1,450	51.31	48.69
8	13	2017	1	14	2,976	9.30	37	32,008	1,497	1,479	50.30	49.70
11	13	2017	2	17	2,975	9.29	38	32,008	2,007	968	67.46	32.54
8	11	2017	6	16	2,961	9.25	39	32,008	1,704	1,257	57.55	42.45
9	2	2017	7	15	2,959	9.24	40	32,008	1,493	1,466	50.46	49.54
6	9	2017	6	15	2,952	9.22	41	32,008	1,402	1,550	47.49	52.51
8	4	2017	6	18	2,951	9.22	42	32,008	1,562	1,389	52.93	47.07
9	1	2017	6	14	2,950	9.22	43	32,008	1,492	1,458	50.58	49.42
8	6	2017	1	16	2,949	9.21	44	32,008	1,486	1,463	50.39	49.61
7	28	2017	6	17	2,944	9.20	45	32,008	1,552	1,392	52.72	47.28
9	3	2017	1	13	2,944	9.20	46	32,008	1,411	1,533	47.93	52.07
8	18	2017	6	18	2,942	9.19	47	32,008	1,605	1,337	54.55	45.45
9	2	2017	7	11	2,942	9.19	48	32,008	1,353	1,589	45.99	54.01
5	19	2017	6	17	2,941	9.19	49	32,008	1,378	1,563	46.85	53.15
7	29	2017	7	15	2,940	9.19	50	32,008	1,465	1,475	49.83	50.17
8	18	2017	6	15	2,940	9.19	51	32,008	1,473	1,467	50.10	49.90
8	6	2017	1	17	2,935	9.17	52	32,008	1,462	1,473	49.81	50.19
8	5	2017	7	16	2,934	9.17	53	32,008	1,507	1,427	51.36	48.64
8	11	2017	6	17	2,934	9.17	54	32,008	1,563	1,371	53.27	46.73
2	13	2017	2	17	2,933	9.16	55	32,008	1,957	976	66.72	33.28
7	7	2017	6	17	2,933	9.16	56	32,008	1,567	1,366	53.43	46.57
7	28	2017	6	16	2,931	9.16	57	32,008	1,582	1,349	53.97	46.03
7	30	2017	1	16	2,931	9.16	58	32,008	1,563	1,368	53.33	46.67
10	9	2017	2	16	2,928	9.15	59	32,008	1,824	1,104	62.30	37.70
6	16	2017	6	16	2,924	9.14	60	32,008	1,495	1,429	51.13	48.87
8	5	2017	7	13	2,924	9.14	61	32,008	1,283	1,641	43.88	56.12
5	19	2017	6	16	2,923	9.13	62	32,008	1,431	1,492	48.96	51.04
7	3	2017	2	18	2,921	9.13	63	32,008	1,749	1,172	59.88	40.12
9	3	2017	1	12	2,919	9.12	64	32,008	1,343	1,576	46.01	53.99
9	1	2017	6	15	2,916	9.11	65	32,008	1,571	1,345	53.88	46.12
6	30	2017	6	17	2,911	9.09	66	32,008	1,557	1,354	53.49	46.51
7	9	2017	1	16	2,911	9.09	67	32,008	1,568	1,343	53.86	46.14

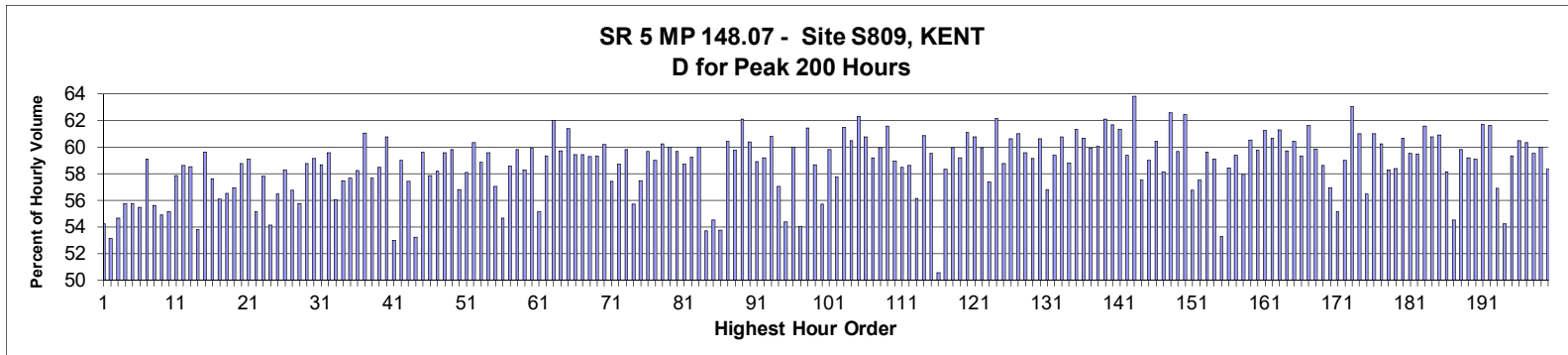
MO	DY	YR	DAY OF WK	HR	HR VOL	PERCENT OF AADT	HOUR NUMBER	AADT	NORTH VOLUME	SOUTH VOLUME	PERCENT NORTH IS OF TOTAL VOLUME	PERCENT SOUTH IS OF TOTAL VOLUME
8	27	2017	1	16	2,911	9.09	68	32,008	1,553	1,358	53.35	46.65
7	31	2017	2	16	2,910	9.09	69	32,008	1,418	1,492	48.73	51.27
8	4	2017	6	15	2,909	9.09	70	32,008	1,469	1,440	50.50	49.50
7	22	2017	7	12	2,908	9.09	71	32,008	1,291	1,617	44.39	55.61
7	3	2017	2	12	2,904	9.07	72	32,008	1,294	1,610	44.56	55.44
5	22	2017	2	15	2,902	9.07	73	32,008	1,904	998	65.61	34.39
9	2	2017	7	16	2,900	9.06	74	32,008	1,567	1,333	54.03	45.97
8	13	2017	1	15	2,898	9.05	75	32,008	1,532	1,366	52.86	47.14
8	27	2017	1	13	2,898	9.05	76	32,008	1,355	1,543	46.76	53.24
7	14	2017	6	16	2,896	9.05	77	32,008	1,549	1,347	53.49	46.51
9	2	2017	7	13	2,896	9.05	78	32,008	1,410	1,486	48.69	51.31
6	11	2017	1	13	2,894	9.04	79	32,008	1,518	1,376	52.45	47.55
10	9	2017	2	17	2,894	9.04	80	32,008	1,870	1,024	64.62	35.38
5	22	2017	2	16	2,891	9.03	81	32,008	1,813	1,078	62.71	37.29
7	3	2017	2	15	2,890	9.03	82	32,008	1,559	1,331	53.94	46.06
8	6	2017	1	14	2,888	9.02	83	32,008	1,315	1,573	45.53	54.47
9	4	2017	2	14	2,888	9.02	84	32,008	1,423	1,465	49.27	50.73
2	13	2017	2	15	2,887	9.02	85	32,008	1,675	1,212	58.02	41.98
8	20	2017	1	16	2,887	9.02	86	32,008	1,497	1,390	51.85	48.15
7	28	2017	6	15	2,886	9.02	87	32,008	1,480	1,406	51.28	48.72
8	7	2017	2	13	2,885	9.01	88	32,008	1,379	1,506	47.80	52.20
9	2	2017	7	14	2,882	9.00	89	32,008	1,354	1,528	46.98	53.02
8	20	2017	1	15	2,880	9.00	90	32,008	1,393	1,487	48.37	51.63
8	25	2017	6	15	2,879	8.99	91	32,008	1,441	1,438	50.05	49.95
8	5	2017	7	12	2,878	8.99	92	32,008	1,189	1,689	41.31	58.69
9	15	2017	6	17	2,877	8.99	93	32,008	1,446	1,431	50.26	49.74
8	6	2017	1	15	2,876	8.99	94	32,008	1,315	1,561	45.72	54.28
7	1	2017	7	12	2,873	8.98	95	32,008	1,354	1,519	47.13	52.87
6	9	2017	6	16	2,872	8.97	96	32,008	1,381	1,491	48.08	51.92
7	21	2017	6	17	2,872	8.97	97	32,008	1,475	1,397	51.36	48.64
9	1	2017	6	13	2,871	8.97	98	32,008	1,362	1,509	47.44	52.56
9	22	2017	6	16	2,869	8.96	99	32,008	1,488	1,381	51.86	48.14
8	25	2017	6	18	2,867	8.96	100	32,008	1,548	1,319	53.99	46.01
4	14	2017	6	14	2,865	8.95	101	32,008	1,285	1,580	44.85	55.15
11	10	2017	6	15	2,864	8.95	102	32,008	1,491	1,373	52.06	47.94
11	10	2017	6	17	2,864	8.95	103	32,008	1,578	1,286	55.10	44.90
5	19	2017	6	18	2,863	8.94	104	32,008	1,380	1,483	48.20	51.80
9	30	2017	7	13	2,861	8.94	105	32,008	1,316	1,545	46.00	54.00
8	11	2017	6	13	2,860	8.94	106	32,008	1,364	1,496	47.69	52.31
8	7	2017	2	18	2,859	8.93	107	32,008	1,940	919	67.86	32.14
8	19	2017	7	12	2,855	8.92	108	32,008	1,311	1,544	45.92	54.08
6	10	2017	7	14	2,854	8.92	109	32,008	1,275	1,579	44.67	55.33
10	6	2017	6	17	2,854	8.92	110	32,008	1,443	1,411	50.56	49.44
8	3	2017	5	17	2,853	8.91	111	32,008	1,584	1,269	55.52	44.48
9	15	2017	6	16	2,851	8.91	112	32,008	1,496	1,355	52.47	47.53
9	15	2017	6	18	2,848	8.90	113	32,008	1,551	1,297	54.46	45.54
7	7	2017	6	16	2,847	8.89	114	32,008	1,500	1,347	52.69	47.31
6	11	2017	1	16	2,846	8.89	115	32,008	1,705	1,141	59.91	40.09
7	14	2017	6	17	2,845	8.89	116	32,008	1,495	1,350	52.55	47.45
8	7	2017	2	14	2,845	8.89	117	32,008	1,427	1,418	50.16	49.84
7	22	2017	7	14	2,843	8.88	118	32,008	1,367	1,476	48.08	51.92

MO	DY	YR	DAY OF WK	HR	HR VOL	PERCENT OF AADT	HOUR NUMBER	AADT	NORTH VOLUME	SOUTH VOLUME	PERCENT	PERCENT
											IS OF TOTAL VOLUME	SOUTH IS OF TOTAL VOLUME
9	3	2017	1	17	2,841	8.88	119	32,008	1,581	1,260	55.65	44.35
8	11	2017	6	18	2,839	8.87	120	32,008	1,619	1,220	57.03	42.97
7	28	2017	6	18	2,838	8.87	121	32,008	1,504	1,334	53.00	47.00
8	7	2017	2	12	2,838	8.87	122	32,008	1,195	1,643	42.11	57.89
10	6	2017	6	16	2,838	8.87	123	32,008	1,521	1,317	53.59	46.41
7	23	2017	1	14	2,835	8.86	124	32,008	1,458	1,377	51.43	48.57
8	5	2017	7	17	2,835	8.86	125	32,008	1,446	1,389	51.01	48.99
8	12	2017	7	12	2,835	8.86	126	32,008	1,298	1,537	45.78	54.22
8	19	2017	7	14	2,835	8.86	127	32,008	1,378	1,457	48.61	51.39
7	23	2017	1	16	2,833	8.85	128	32,008	1,509	1,324	53.27	46.73
8	26	2017	7	11	2,833	8.85	129	32,008	1,107	1,726	39.08	60.92
7	21	2017	6	16	2,832	8.85	130	32,008	1,451	1,381	51.24	48.76
2	18	2017	7	12	2,831	8.84	131	32,008	1,410	1,421	49.81	50.19
7	14	2017	6	15	2,830	8.84	132	32,008	1,443	1,387	50.99	49.01
7	23	2017	1	15	2,829	8.84	133	32,008	1,539	1,290	54.40	45.60
8	25	2017	6	14	2,829	8.84	134	32,008	1,303	1,526	46.06	53.94
4	17	2017	2	17	2,828	8.84	135	32,008	1,789	1,039	63.26	36.74
8	14	2017	2	16	2,827	8.83	136	32,008	1,493	1,334	52.81	47.19
9	22	2017	6	17	2,827	8.83	137	32,008	1,475	1,352	52.18	47.82
8	27	2017	1	14	2,826	8.83	138	32,008	1,401	1,425	49.58	50.42
7	29	2017	7	11	2,823	8.82	139	32,008	1,228	1,595	43.50	56.50
9	4	2017	2	18	2,823	8.82	140	32,008	1,628	1,195	57.67	42.33
6	9	2017	6	17	2,822	8.82	141	32,008	1,352	1,470	47.91	52.09
6	30	2017	6	18	2,821	8.81	142	32,008	1,571	1,250	55.69	44.31
7	8	2017	7	12	2,821	8.81	143	32,008	1,221	1,600	43.28	56.72
8	19	2017	7	15	2,821	8.81	144	32,008	1,396	1,425	49.49	50.51
10	9	2017	2	15	2,821	8.81	145	32,008	1,643	1,178	58.24	41.76
5	22	2017	2	13	2,820	8.81	146	32,008	1,466	1,354	51.99	48.01
7	15	2017	7	15	2,820	8.81	147	32,008	1,395	1,425	49.47	50.53
10	1	2017	1	14	2,820	8.81	148	32,008	1,351	1,469	47.91	52.09
2	25	2017	7	16	2,819	8.81	149	32,008	1,362	1,457	48.32	51.68
8	27	2017	1	17	2,819	8.81	150	32,008	1,622	1,197	57.54	42.46
8	26	2017	7	15	2,818	8.80	151	32,008	1,448	1,370	51.38	48.62
9	1	2017	6	12	2,818	8.80	152	32,008	1,196	1,622	42.44	57.56
10	6	2017	6	18	2,818	8.80	153	32,008	1,532	1,286	54.36	45.64
9	16	2017	7	17	2,817	8.80	154	32,008	1,556	1,261	55.24	44.76
12	8	2017	6	17	2,817	8.80	155	32,008	1,577	1,240	55.98	44.02
7	29	2017	7	12	2,815	8.79	156	32,008	1,338	1,477	47.53	52.47
4	1	2017	7	13	2,814	8.79	157	32,008	1,247	1,567	44.31	55.69
7	23	2017	1	17	2,813	8.79	158	32,008	1,496	1,317	53.18	46.82
8	26	2017	7	17	2,813	8.79	159	32,008	1,607	1,206	57.13	42.87
9	8	2017	6	16	2,813	8.79	160	32,008	1,496	1,317	53.18	46.82
11	13	2017	2	15	2,813	8.79	161	32,008	1,755	1,058	62.39	37.61
2	17	2017	6	17	2,812	8.79	162	32,008	1,672	1,140	59.46	40.54
7	1	2017	7	11	2,811	8.78	163	32,008	1,311	1,500	46.64	53.36
7	31	2017	2	15	2,811	8.78	164	32,008	1,340	1,471	47.67	52.33
7	2	2017	1	17	2,810	8.78	165	32,008	1,437	1,373	51.14	48.86
8	20	2017	1	13	2,810	8.78	166	32,008	1,299	1,511	46.23	53.77
8	26	2017	7	16	2,810	8.78	167	32,008	1,574	1,236	56.01	43.99
10	7	2017	7	14	2,810	8.78	168	32,008	1,307	1,503	46.51	53.49
7	1	2017	7	13	2,809	8.78	169	32,008	1,460	1,349	51.98	48.02

MO	DY	YR	DAY OF WK	HR	HR VOL	PERCENT OF AADT	HOUR NUMBER	AADT	NORTH VOLUME	SOUTH VOLUME	PERCENT NORTH IS OF TOTAL VOLUME	PERCENT SOUTH IS OF TOTAL VOLUME
8	18	2017	6	14	2,809	8.78	170	32,008	1,352	1,457	48.13	51.87
7	29	2017	7	14	2,808	8.77	171	32,008	1,492	1,316	53.13	46.87
6	11	2017	1	14	2,807	8.77	172	32,008	1,557	1,250	55.47	44.53
7	29	2017	7	16	2,807	8.77	173	32,008	1,467	1,340	52.26	47.74
7	30	2017	1	14	2,807	8.77	174	32,008	1,453	1,354	51.76	48.24
12	22	2017	6	17	2,807	8.77	175	32,008	1,597	1,210	56.89	43.11
8	4	2017	6	14	2,806	8.77	176	32,008	1,335	1,471	47.58	52.42
8	27	2017	1	15	2,806	8.77	177	32,008	1,464	1,342	52.17	47.83
7	14	2017	6	18	2,805	8.76	178	32,008	1,567	1,238	55.86	44.14
9	9	2017	7	13	2,805	8.76	179	32,008	1,195	1,610	42.60	57.40
9	29	2017	6	18	2,805	8.76	180	32,008	1,524	1,281	54.33	45.67
6	30	2017	6	13	2,804	8.76	181	32,008	1,353	1,451	48.25	51.75
7	2	2017	1	13	2,803	8.76	182	32,008	1,343	1,460	47.91	52.09
5	12	2017	6	16	2,802	8.75	183	32,008	1,592	1,210	56.82	43.18
5	22	2017	2	18	2,799	8.74	184	32,008	1,991	808	71.13	28.87
6	23	2017	6	17	2,797	8.74	185	32,008	1,405	1,392	50.23	49.77
8	12	2017	7	17	2,797	8.74	186	32,008	1,398	1,399	49.98	50.02
7	22	2017	7	11	2,796	8.74	187	32,008	1,208	1,588	43.20	56.80
8	19	2017	7	17	2,796	8.74	188	32,008	1,436	1,360	51.36	48.64
9	29	2017	6	17	2,796	8.74	189	32,008	1,510	1,286	54.01	45.99
7	21	2017	6	15	2,795	8.73	190	32,008	1,406	1,389	50.30	49.70
8	12	2017	7	16	2,795	8.73	191	32,008	1,446	1,349	51.74	48.26
8	20	2017	1	17	2,794	8.73	192	32,008	1,485	1,309	53.15	46.85
8	13	2017	1	17	2,793	8.73	193	32,008	1,532	1,261	54.85	45.15
8	12	2017	7	13	2,792	8.72	194	32,008	1,299	1,493	46.53	53.47
9	8	2017	6	18	2,792	8.72	195	32,008	1,522	1,270	54.51	45.49
7	30	2017	1	17	2,789	8.71	196	32,008	1,540	1,249	55.22	44.78
5	12	2017	6	17	2,788	8.71	197	32,008	1,484	1,304	53.23	46.77
7	8	2017	7	13	2,788	8.71	198	32,008	1,295	1,493	46.45	53.55
8	25	2017	6	13	2,788	8.71	199	32,008	1,302	1,486	46.70	53.30
4	14	2017	6	12	2,787	8.71	200	32,008	1,014	1,773	36.38	63.62



**AADT= 209,763      K 30 FACTOR= 7.24      K 100 FACTOR= 7.04      K 200 FACTOR= 6.92      D 30 FACTOR= 59.15**



MO	DY	YR	DAY OF WK	HR	HR VOL	PERCENT OF AADT	HOUR NUMBER	AADT	NORTH VOLUME	SOUTH VOLUME	PERCENT NORTH IS OF TOTAL VOLUME	PERCENT SOUTH IS OF TOTAL VOLUME
8	25	2017	6	15	16,223	7.73	1	209,763	7,426	8,797	45.77	54.23
8	25	2017	6	14	15,897	7.58	2	209,763	7,453	8,444	46.88	53.12
8	25	2017	6	16	15,750	7.51	3	209,763	7,142	8,608	45.35	54.65
8	11	2017	6	15	15,611	7.44	4	209,763	6,910	8,701	44.26	55.74
8	18	2017	6	16	15,609	7.44	5	209,763	6,909	8,700	44.26	55.74
8	18	2017	6	15	15,599	7.44	6	209,763	6,947	8,652	44.53	55.47
1	13	2017	6	15	15,588	7.43	7	209,763	6,372	9,216	40.88	59.12
8	9	2017	4	17	15,581	7.43	8	209,763	6,911	8,670	44.36	55.64
8	25	2017	6	17	15,566	7.42	9	209,763	7,020	8,546	45.10	54.90
8	9	2017	4	18	15,523	7.40	10	209,763	6,967	8,556	44.88	55.12
5	5	2017	6	15	15,518	7.40	11	209,763	6,543	8,975	42.16	57.84
3	31	2017	6	15	15,489	7.38	12	209,763	6,410	9,079	41.38	58.62
5	19	2017	6	16	15,453	7.37	13	209,763	6,408	9,045	41.47	58.53
8	18	2017	6	17	15,448	7.36	14	209,763	7,140	8,308	46.22	53.78
3	31	2017	6	16	15,438	7.36	15	209,763	6,236	9,202	40.39	59.61
4	14	2017	6	16	15,421	7.35	16	209,763	6,537	8,884	42.39	57.61

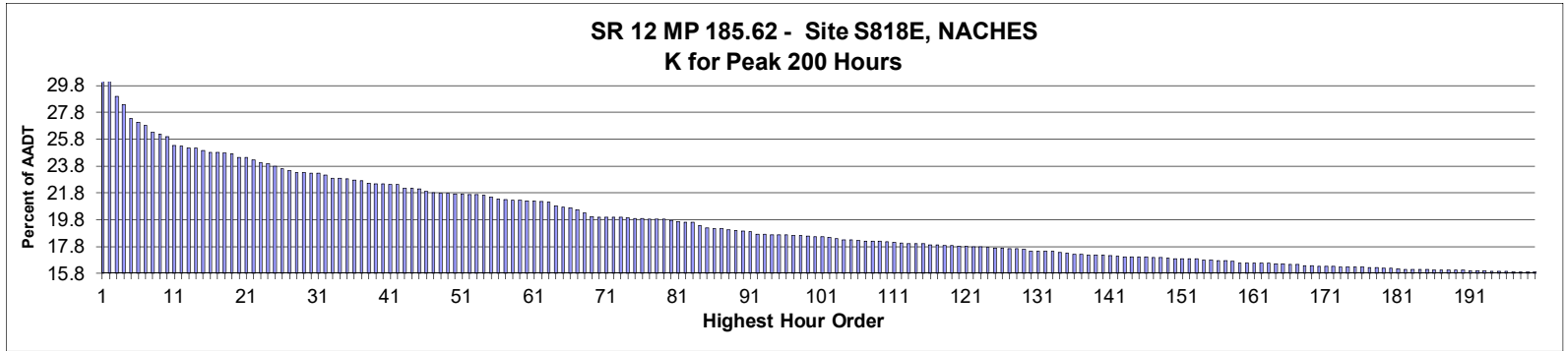
MO	DY	YR	DAY OF WK	HR	HR VOL	PERCENT OF AADT	HOUR NUMBER	AADT	NORTH VOLUME	SOUTH VOLUME	PERCENT NORTH IS OF TOTAL VOLUME	PERCENT SOUTH IS OF TOTAL VOLUME
7	21	2017	6	15	15,390	7.34	17	209,763	6,758	8,632	43.91	56.09
8	9	2017	4	15	15,312	7.30	18	209,763	6,659	8,653	43.49	56.51
8	11	2017	6	17	15,272	7.28	19	209,763	6,574	8,698	43.05	56.95
5	19	2017	6	15	15,267	7.28	20	209,763	6,291	8,976	41.21	58.79
4	12	2017	4	17	15,246	7.27	21	209,763	6,237	9,009	40.91	59.09
8	11	2017	6	14	15,239	7.26	22	209,763	6,836	8,403	44.86	55.14
1	27	2017	6	17	15,233	7.26	23	209,763	6,430	8,803	42.21	57.79
7	21	2017	6	14	15,223	7.26	24	209,763	6,980	8,243	45.85	54.15
8	11	2017	6	16	15,208	7.25	25	209,763	6,619	8,589	43.52	56.48
7	7	2017	6	16	15,200	7.25	26	209,763	6,343	8,857	41.73	58.27
7	21	2017	6	17	15,200	7.25	27	209,763	6,574	8,626	43.25	56.75
7	28	2017	6	15	15,200	7.25	28	209,763	6,728	8,472	44.26	55.74
4	21	2017	6	15	15,193	7.24	29	209,763	6,267	8,926	41.25	58.75
4	28	2017	6	15	15,189	7.24	30	209,763	6,204	8,985	40.85	59.15
4	6	2017	5	16	15,172	7.23	31	209,763	6,271	8,901	41.33	58.67
2	17	2017	6	15	15,169	7.23	32	209,763	6,134	9,035	40.44	59.56
5	5	2017	6	14	15,140	7.22	33	209,763	6,656	8,484	43.96	56.04
5	19	2017	6	17	15,140	7.22	34	209,763	6,435	8,705	42.50	57.50
9	1	2017	6	15	15,139	7.22	35	209,763	6,410	8,729	42.34	57.66
5	5	2017	6	16	15,122	7.21	36	209,763	6,318	8,804	41.78	58.22
8	24	2017	5	16	15,113	7.20	37	209,763	5,886	9,227	38.95	61.05
5	5	2017	6	17	15,083	7.19	38	209,763	6,385	8,698	42.33	57.67
8	10	2017	5	17	15,072	7.19	39	209,763	6,258	8,814	41.52	58.48
4	13	2017	5	15	15,061	7.18	40	209,763	5,911	9,150	39.25	60.75
8	18	2017	6	18	15,061	7.18	41	209,763	7,080	7,981	47.01	52.99
8	24	2017	5	15	15,055	7.18	42	209,763	6,169	8,886	40.98	59.02
4	7	2017	6	15	15,050	7.17	43	209,763	6,404	8,646	42.55	57.45
5	14	2017	1	16	15,041	7.17	44	209,763	8,007	7,034	53.23	46.77
5	18	2017	5	16	15,027	7.16	45	209,763	6,065	8,962	40.36	59.64
7	28	2017	6	16	15,016	7.16	46	209,763	6,331	8,685	42.16	57.84
5	12	2017	6	17	15,000	7.15	47	209,763	6,268	8,732	41.79	58.21
4	12	2017	4	16	14,999	7.15	48	209,763	6,064	8,935	40.43	59.57
1	13	2017	6	16	14,998	7.15	49	209,763	6,025	8,973	40.17	59.83
5	26	2017	6	14	14,996	7.15	50	209,763	6,474	8,522	43.17	56.83
8	9	2017	4	16	14,994	7.15	51	209,763	6,281	8,713	41.89	58.11
7	27	2017	5	16	14,989	7.15	52	209,763	5,944	9,045	39.66	60.34
7	21	2017	6	16	14,981	7.14	53	209,763	6,166	8,815	41.16	58.84
3	23	2017	5	17	14,977	7.14	54	209,763	6,054	8,923	40.42	59.58
3	31	2017	6	17	14,961	7.13	55	209,763	6,429	8,532	42.97	57.03
9	1	2017	6	14	14,961	7.13	56	209,763	6,781	8,180	45.32	54.68
3	24	2017	6	16	14,945	7.12	57	209,763	6,187	8,758	41.40	58.60
4	7	2017	6	17	14,941	7.12	58	209,763	6,001	8,940	40.16	59.84
8	10	2017	5	18	14,937	7.12	59	209,763	6,228	8,709	41.70	58.30
3	23	2017	5	16	14,927	7.12	60	209,763	5,987	8,940	40.11	59.89
7	21	2017	6	18	14,921	7.11	61	209,763	6,695	8,226	44.87	55.13
7	14	2017	6	16	14,913	7.11	62	209,763	6,066	8,847	40.68	59.32
4	4	2017	3	16	14,909	7.11	63	209,763	5,666	9,243	38.00	62.00
8	23	2017	4	16	14,909	7.11	64	209,763	6,005	8,904	40.28	59.72
1	20	2017	6	16	14,906	7.11	65	209,763	5,758	9,148	38.63	61.37
5	24	2017	4	15	14,903	7.10	66	209,763	6,046	8,857	40.57	59.43
8	16	2017	4	15	14,902	7.10	67	209,763	6,044	8,858	40.56	59.44

MO	DY	YR	DAY OF WK	HR	HR VOL	PERCENT OF AADT	HOUR NUMBER	AADT	NORTH VOLUME	SOUTH VOLUME	PERCENT NORTH IS OF TOTAL VOLUME	PERCENT SOUTH IS OF TOTAL VOLUME
7	13	2017	5	15	14,901	7.10	68	209,763	6,068	8,833	40.72	59.28
8	23	2017	4	15	14,899	7.10	69	209,763	6,055	8,844	40.64	59.36
5	31	2017	4	15	14,894	7.10	70	209,763	5,927	8,967	39.79	60.21
8	4	2017	6	15	14,884	7.10	71	209,763	6,336	8,548	42.57	57.43
8	22	2017	3	15	14,883	7.10	72	209,763	6,140	8,743	41.26	58.74
3	10	2017	6	15	14,880	7.09	73	209,763	5,982	8,898	40.20	59.80
2	17	2017	6	14	14,870	7.09	74	209,763	6,583	8,287	44.27	55.73
7	6	2017	5	15	14,869	7.09	75	209,763	6,319	8,550	42.50	57.50
9	5	2017	3	15	14,864	7.09	76	209,763	5,996	8,868	40.34	59.66
8	15	2017	3	15	14,861	7.08	77	209,763	6,094	8,767	41.01	58.99
4	21	2017	6	16	14,856	7.08	78	209,763	5,904	8,952	39.74	60.26
3	23	2017	5	15	14,853	7.08	79	209,763	5,939	8,914	39.99	60.01
7	14	2017	6	15	14,853	7.08	80	209,763	5,991	8,862	40.34	59.66
8	31	2017	5	15	14,852	7.08	81	209,763	6,129	8,723	41.27	58.73
3	23	2017	5	18	14,851	7.08	82	209,763	6,053	8,798	40.76	59.24
1	16	2017	2	15	14,841	7.08	83	209,763	5,937	8,904	40.00	60.00
7	28	2017	6	14	14,838	7.07	84	209,763	6,868	7,970	46.29	53.71
5	19	2017	6	18	14,834	7.07	85	209,763	6,744	8,090	45.46	54.54
8	4	2017	6	14	14,827	7.07	86	209,763	6,858	7,969	46.25	53.75
5	17	2017	4	15	14,822	7.07	87	209,763	5,865	8,957	39.57	60.43
5	10	2017	4	15	14,813	7.06	88	209,763	5,960	8,853	40.23	59.77
1	26	2017	5	17	14,810	7.06	89	209,763	5,610	9,200	37.88	62.12
7	6	2017	5	16	14,808	7.06	90	209,763	5,865	8,943	39.61	60.39
8	22	2017	3	17	14,803	7.06	91	209,763	6,084	8,719	41.10	58.90
7	13	2017	5	16	14,801	7.06	92	209,763	6,036	8,765	40.78	59.22
3	30	2017	5	16	14,798	7.05	93	209,763	5,795	9,003	39.16	60.84
4	14	2017	6	17	14,796	7.05	94	209,763	6,352	8,444	42.93	57.07
8	18	2017	6	14	14,795	7.05	95	209,763	6,748	8,047	45.61	54.39
1	27	2017	6	16	14,791	7.05	96	209,763	5,915	8,876	39.99	60.01
3	24	2017	6	14	14,785	7.05	97	209,763	6,795	7,990	45.96	54.04
4	4	2017	3	15	14,780	7.05	98	209,763	5,697	9,083	38.55	61.45
8	15	2017	3	17	14,779	7.05	99	209,763	6,107	8,672	41.32	58.68
3	31	2017	6	14	14,775	7.04	100	209,763	6,546	8,229	44.30	55.70
5	30	2017	3	15	14,774	7.04	101	209,763	5,937	8,837	40.19	59.81
8	10	2017	5	15	14,769	7.04	102	209,763	6,238	8,531	42.24	57.76
4	19	2017	4	17	14,768	7.04	103	209,763	5,685	9,083	38.50	61.50
4	11	2017	3	18	14,760	7.04	104	209,763	5,830	8,930	39.50	60.50
4	2	2017	3	16	14,760	7.04	105	209,763	5,566	9,194	37.71	62.29
4	27	2017	5	16	14,759	7.04	106	209,763	5,792	8,967	39.24	60.76
5	12	2017	6	18	14,759	7.04	107	209,763	6,023	8,736	40.81	59.19
5	25	2017	5	16	14,750	7.03	108	209,763	5,903	8,847	40.02	59.98
2	2	2017	5	16	14,747	7.03	109	209,763	5,664	9,083	38.41	61.59
7	25	2017	3	15	14,745	7.03	110	209,763	6,055	8,690	41.06	58.94
5	26	2017	6	15	14,743	7.03	111	209,763	6,118	8,625	41.50	58.50
8	10	2017	5	16	14,741	7.03	112	209,763	6,102	8,639	41.39	58.61
8	11	2017	6	18	14,739	7.03	113	209,763	6,464	8,275	43.86	56.14
5	24	2017	4	16	14,738	7.03	114	209,763	5,764	8,974	39.11	60.89
7	12	2017	4	15	14,734	7.02	115	209,763	5,966	8,768	40.49	59.51
3	18	2017	7	17	14,733	7.02	116	209,763	7,284	7,449	49.44	50.56
7	27	2017	5	15	14,730	7.02	117	209,763	6,137	8,593	41.66	58.34
8	7	2017	2	15	14,727	7.02	118	209,763	5,894	8,833	40.02	59.98

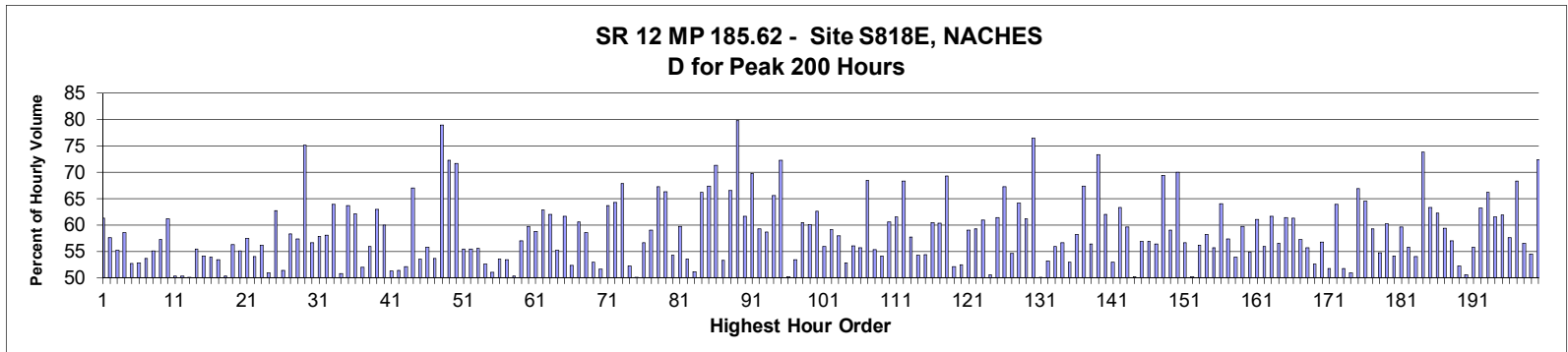
MO	DY	YR	DAY OF WK	HR	HR VOL	PERCENT OF AADT	HOUR NUMBER	AADT	NORTH VOLUME	SOUTH VOLUME	PERCENT NORTH IS OF TOTAL VOLUME	PERCENT SOUTH IS OF TOTAL VOLUME
8	8	2017	3	15	14,726	7.02	119	209,763	6,006	8,720	40.79	59.21
4	11	2017	3	17	14,725	7.02	120	209,763	5,724	9,001	38.87	61.13
3	30	2017	5	18	14,722	7.02	121	209,763	5,776	8,946	39.23	60.77
1	20	2017	6	17	14,705	7.01	122	209,763	5,890	8,815	40.05	59.95
7	5	2017	4	15	14,705	7.01	123	209,763	6,265	8,440	42.60	57.40
2	16	2017	5	15	14,703	7.01	124	209,763	5,562	9,141	37.83	62.17
7	25	2017	3	17	14,699	7.01	125	209,763	6,059	8,640	41.22	58.78
8	29	2017	3	15	14,698	7.01	126	209,763	5,789	8,909	39.39	60.61
4	19	2017	4	18	14,692	7.00	127	209,763	5,728	8,964	38.99	61.01
4	21	2017	6	17	14,691	7.00	128	209,763	5,935	8,756	40.40	59.60
7	3	2017	2	16	14,689	7.00	129	209,763	6,002	8,687	40.86	59.14
5	3	2017	4	17	14,686	7.00	130	209,763	5,784	8,902	39.38	60.62
5	11	2017	5	17	14,686	7.00	131	209,763	6,340	8,346	43.17	56.83
7	24	2017	2	15	14,685	7.00	132	209,763	5,964	8,721	40.61	59.39
4	6	2017	5	17	14,679	7.00	133	209,763	5,759	8,920	39.23	60.77
8	22	2017	3	18	14,679	7.00	134	209,763	6,048	8,631	41.20	58.80
2	24	2017	6	15	14,677	7.00	135	209,763	5,674	9,003	38.66	61.34
4	27	2017	5	18	14,675	7.00	136	209,763	5,767	8,908	39.30	60.70
5	31	2017	4	18	14,675	7.00	137	209,763	5,885	8,790	40.10	59.90
5	22	2017	2	15	14,673	7.00	138	209,763	5,864	8,809	39.96	60.04
5	18	2017	5	15	14,671	6.99	139	209,763	5,560	9,111	37.90	62.10
4	28	2017	6	16	14,670	6.99	140	209,763	5,618	9,052	38.30	61.70
5	10	2017	4	16	14,670	6.99	141	209,763	5,670	9,000	38.65	61.35
8	30	2017	4	15	14,667	6.99	142	209,763	5,959	8,708	40.63	59.37
3	20	2017	2	16	14,664	6.99	143	209,763	5,306	9,358	36.18	63.82
4	21	2017	6	14	14,664	6.99	144	209,763	6,231	8,433	42.49	57.51
7	18	2017	3	15	14,663	6.99	145	209,763	6,014	8,649	41.01	58.99
8	24	2017	5	17	14,661	6.99	146	209,763	5,802	8,859	39.57	60.43
7	14	2017	6	17	14,655	6.99	147	209,763	6,132	8,523	41.84	58.16
1	26	2017	5	15	14,654	6.99	148	209,763	5,479	9,175	37.39	62.61
5	18	2017	5	18	14,648	6.98	149	209,763	5,904	8,744	40.31	59.69
1	26	2017	5	16	14,647	6.98	150	209,763	5,502	9,145	37.56	62.44
4	7	2017	6	14	14,642	6.98	151	209,763	6,331	8,311	43.24	56.76
8	17	2017	5	15	14,640	6.98	152	209,763	6,220	8,420	42.49	57.51
8	15	2017	3	16	14,633	6.98	153	209,763	5,904	8,729	40.35	59.65
1	13	2017	6	17	14,630	6.97	154	209,763	5,987	8,643	40.92	59.08
8	9	2017	4	14	14,627	6.97	155	209,763	6,836	7,791	46.74	53.26
7	26	2017	4	15	14,622	6.97	156	209,763	6,082	8,540	41.59	58.41
7	17	2017	2	15	14,614	6.97	157	209,763	5,932	8,682	40.59	59.41
5	11	2017	5	18	14,612	6.97	158	209,763	6,142	8,470	42.03	57.97
1	20	2017	6	15	14,610	6.97	159	209,763	5,763	8,847	39.45	60.55
2	2	2017	5	17	14,609	6.96	160	209,763	5,874	8,735	40.21	59.79
4	11	2017	3	16	14,609	6.96	161	209,763	5,660	8,949	38.74	61.26
2	16	2017	5	17	14,608	6.96	162	209,763	5,744	8,864	39.32	60.68
7	31	2017	2	16	14,608	6.96	163	209,763	5,652	8,956	38.69	61.31
7	24	2017	2	17	14,604	6.96	164	209,763	5,886	8,718	40.30	59.70
3	27	2017	2	16	14,602	6.96	165	209,763	5,780	8,822	39.58	60.42
8	7	2017	2	17	14,600	6.96	166	209,763	5,940	8,660	40.68	59.32
1	16	2017	2	17	14,599	6.96	167	209,763	5,601	8,998	38.37	61.63
8	1	2017	3	15	14,597	6.96	168	209,763	5,856	8,741	40.12	59.88
7	3	2017	2	15	14,594	6.96	169	209,763	6,039	8,555	41.38	58.62



MO	DY	YR	DAY OF WK	HR	HR VOL	PERCENT OF AADT	HOUR NUMBER	AADT	NORTH VOLUME	SOUTH VOLUME	PERCENT NORTH IS OF TOTAL VOLUME	PERCENT SOUTH IS OF TOTAL VOLUME
7	28	2017	6	17	14,594	6.96	170	209,763	6,280	8,314	43.03	56.97
5	26	2017	6	13	14,593	6.96	171	209,763	6,548	8,045	44.87	55.13
8	2	2017	4	15	14,588	6.95	172	209,763	5,980	8,608	40.99	59.01
2	14	2017	3	16	14,583	6.95	173	209,763	5,389	9,194	36.95	63.05
4	6	2017	5	15	14,578	6.95	174	209,763	5,682	8,896	38.98	61.02
4	14	2017	6	15	14,578	6.95	175	209,763	6,344	8,234	43.52	56.48
5	2	2017	3	15	14,575	6.95	176	209,763	5,682	8,893	38.98	61.02
5	31	2017	4	17	14,573	6.95	177	209,763	5,796	8,777	39.77	60.23
8	4	2017	6	16	14,573	6.95	178	209,763	6,080	8,493	41.72	58.28
2	24	2017	6	17	14,569	6.95	179	209,763	6,062	8,507	41.61	58.39
7	17	2017	2	16	14,569	6.95	180	209,763	5,727	8,842	39.31	60.69
8	17	2017	5	17	14,568	6.94	181	209,763	5,894	8,674	40.46	59.54
7	26	2017	4	16	14,567	6.94	182	209,763	5,903	8,664	40.52	59.48
3	16	2017	5	16	14,566	6.94	183	209,763	5,597	8,969	38.43	61.57
8	14	2017	2	17	14,566	6.94	184	209,763	5,711	8,855	39.21	60.79
4	20	2017	5	17	14,564	6.94	185	209,763	5,694	8,870	39.10	60.90
7	27	2017	5	17	14,562	6.94	186	209,763	6,092	8,470	41.83	58.17
5	14	2017	1	17	14,555	6.94	187	209,763	7,934	6,621	54.51	45.49
7	13	2017	5	17	14,555	6.94	188	209,763	5,846	8,709	40.16	59.84
7	6	2017	5	17	14,552	6.94	189	209,763	5,937	8,615	40.80	59.20
5	25	2017	5	17	14,551	6.94	190	209,763	5,949	8,602	40.88	59.12
5	30	2017	3	16	14,551	6.94	191	209,763	5,571	8,980	38.29	61.71
5	31	2017	4	16	14,543	6.93	192	209,763	5,577	8,966	38.35	61.65
2	17	2017	6	17	14,540	6.93	193	209,763	6,268	8,272	43.11	56.89
8	10	2017	5	14	14,539	6.93	194	209,763	6,651	7,888	45.75	54.25
8	17	2017	5	16	14,539	6.93	195	209,763	5,910	8,629	40.65	59.35
4	20	2017	5	16	14,532	6.93	196	209,763	5,738	8,794	39.49	60.51
5	25	2017	5	15	14,532	6.93	197	209,763	5,766	8,766	39.68	60.32
8	31	2017	5	16	14,528	6.93	198	209,763	5,879	8,649	40.47	59.53
7	24	2017	2	16	14,519	6.92	199	209,763	5,808	8,711	40.00	60.00
2	17	2017	6	16	14,516	6.92	200	209,763	6,048	8,468	41.66	58.34



**AADT= 4,304      K 30 FACTOR= 23.28      K 100 FACTOR= 18.54      K 200 FACTOR= 15.89      D 30 FACTOR= 56.59**



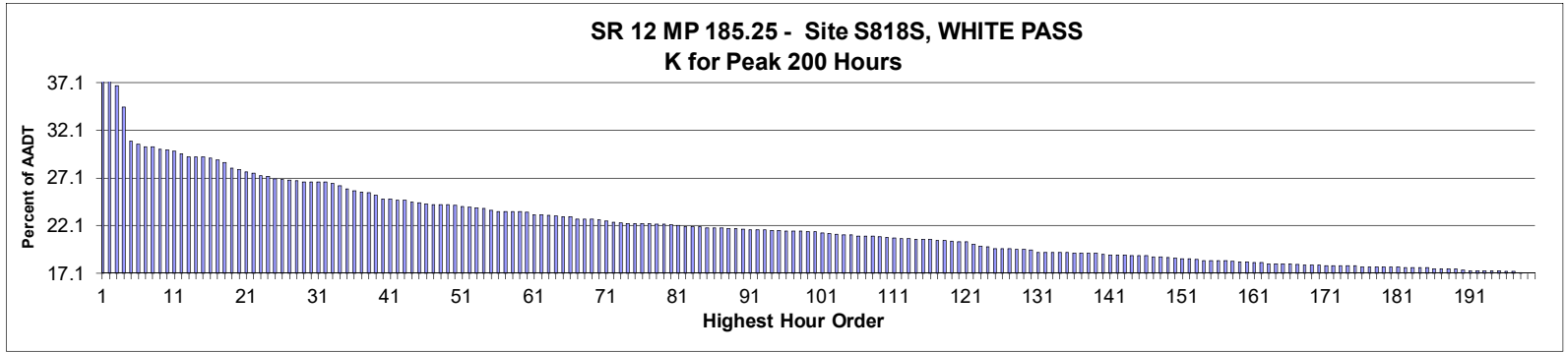
MO	DY	YR	DAY OF WK	HR	HR VOL	PERCENT OF AADT	HOUR NUMBER	AADT	EAST VOLUME	WEST VOLUME	PERCENT EAST IS OF TOTAL VOLUME	PERCENT WEST IS OF TOTAL VOLUME
5	29	2017	2	13	1,311	30.46	1	4,304	803	508	61.25	38.75
5	29	2017	2	14	1,295	30.09	2	4,304	746	549	57.61	42.39
6	25	2017	1	16	1,248	29.00	3	4,304	559	689	44.79	55.21
5	29	2017	2	12	1,221	28.37	4	4,304	715	506	58.56	41.44
7	23	2017	1	15	1,177	27.35	5	4,304	556	621	47.24	52.76
7	23	2017	1	14	1,165	27.07	6	4,304	550	615	47.21	52.79
6	25	2017	1	13	1,154	26.81	7	4,304	535	619	46.36	53.64
6	25	2017	1	14	1,132	26.30	8	4,304	508	624	44.88	55.12
6	25	2017	1	15	1,127	26.18	9	4,304	482	645	42.77	57.23
5	29	2017	2	15	1,119	26.00	10	4,304	684	435	61.13	38.87
7	16	2017	1	14	1,090	25.33	11	4,304	541	549	49.63	50.37
7	23	2017	1	16	1,087	25.26	12	4,304	540	547	49.68	50.32
7	30	2017	1	15	1,083	25.16	13	4,304	542	541	50.05	49.95
8	13	2017	1	13	1,081	25.12	14	4,304	600	481	55.50	44.50
7	16	2017	1	13	1,073	24.93	15	4,304	581	492	54.15	45.85
8	13	2017	1	14	1,068	24.81	16	4,304	575	493	53.84	46.16

MO	DY	YR	DAY OF WK	HR	HR VOL	PERCENT OF AADT	HOUR NUMBER	AADT	EAST VOLUME	WEST VOLUME	PERCENT EAST IS OF TOTAL VOLUME	PERCENT WEST IS OF TOTAL VOLUME
7	23	2017	1	13	1,067	24.79	17	4,304	497	570	46.58	53.42
7	30	2017	1	13	1,065	24.74	18	4,304	529	536	49.67	50.33
7	23	2017	1	17	1,064	24.72	19	4,304	599	465	56.30	43.70
7	16	2017	1	16	1,052	24.44	20	4,304	579	473	55.04	44.96
6	25	2017	1	17	1,051	24.42	21	4,304	604	447	57.47	42.53
7	30	2017	1	16	1,043	24.23	22	4,304	564	479	54.07	45.93
6	25	2017	1	12	1,035	24.05	23	4,304	454	581	43.86	56.14
7	16	2017	1	15	1,031	23.95	24	4,304	525	506	50.92	49.08
5	28	2017	1	12	1,023	23.77	25	4,304	381	642	37.24	62.76
7	30	2017	1	14	1,015	23.58	26	4,304	522	493	51.43	48.57
5	28	2017	1	15	1,010	23.47	27	4,304	589	421	58.32	41.68
5	28	2017	1	13	1,004	23.33	28	4,304	428	576	42.63	57.37
5	27	2017	7	12	1,003	23.30	29	4,304	249	754	24.83	75.17
7	23	2017	1	12	1,002	23.28	30	4,304	435	567	43.41	56.59
8	13	2017	1	16	1,002	23.28	31	4,304	580	422	57.88	42.12
8	13	2017	1	15	996	23.14	32	4,304	578	418	58.03	41.97
5	28	2017	1	16	985	22.89	33	4,304	630	355	63.96	36.04
8	6	2017	1	14	985	22.89	34	4,304	500	485	50.76	49.24
5	29	2017	2	16	984	22.86	35	4,304	627	357	63.72	36.28
7	23	2017	1	18	979	22.75	36	4,304	608	371	62.10	37.90
7	2	2017	1	14	976	22.68	37	4,304	469	507	48.05	51.95
5	29	2017	2	11	968	22.49	38	4,304	541	427	55.89	44.11
7	16	2017	1	17	967	22.47	39	4,304	609	358	62.98	37.02
7	30	2017	1	17	967	22.47	40	4,304	580	387	59.98	40.02
5	28	2017	1	14	966	22.44	41	4,304	471	495	48.76	51.24
8	6	2017	1	13	965	22.42	42	4,304	469	496	48.60	51.40
8	6	2017	1	15	953	22.14	43	4,304	497	456	52.15	47.85
5	29	2017	2	17	952	22.12	44	4,304	638	314	67.02	32.98
7	16	2017	1	12	951	22.10	45	4,304	442	509	46.48	53.52
7	30	2017	1	12	943	21.91	46	4,304	417	526	44.22	55.78
7	9	2017	1	16	939	21.82	47	4,304	504	435	53.67	46.33
5	27	2017	7	11	936	21.75	48	4,304	197	739	21.05	78.95
5	27	2017	7	13	936	21.75	49	4,304	259	677	27.67	72.33
7	30	2017	1	18	935	21.72	50	4,304	670	265	71.66	28.34
8	20	2017	1	14	935	21.72	51	4,304	518	417	55.40	44.60
5	27	2017	7	16	932	21.65	52	4,304	517	415	55.47	44.53
7	2	2017	1	13	932	21.65	53	4,304	414	518	44.42	55.58
7	2	2017	1	16	930	21.61	54	4,304	489	441	52.58	47.42
7	9	2017	1	14	925	21.49	55	4,304	453	472	48.97	51.03
7	2	2017	1	15	919	21.35	56	4,304	427	492	46.46	53.54
7	9	2017	1	15	917	21.31	57	4,304	490	427	53.44	46.56
8	13	2017	1	12	915	21.26	58	4,304	455	460	49.73	50.27
8	20	2017	1	15	915	21.26	59	4,304	522	393	57.05	42.95
8	20	2017	1	13	913	21.21	60	4,304	545	368	59.69	40.31
8	6	2017	1	16	912	21.19	61	4,304	536	376	58.77	41.23
5	27	2017	7	17	910	21.14	62	4,304	572	338	62.86	37.14
6	25	2017	1	18	909	21.12	63	4,304	564	345	62.05	37.95
7	9	2017	1	12	897	20.84	64	4,304	402	495	44.82	55.18
8	20	2017	1	16	892	20.72	65	4,304	550	342	61.66	38.34
7	9	2017	1	13	891	20.70	66	4,304	425	466	47.70	52.30
9	4	2017	2	13	884	20.54	67	4,304	535	349	60.52	39.48

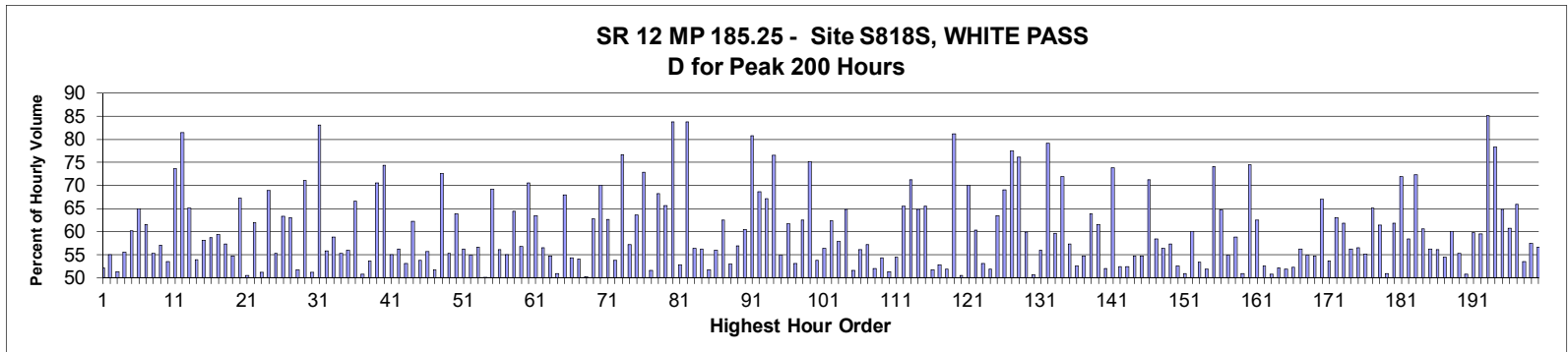
MO	DY	YR	DAY OF WK	HR	HR VOL	PERCENT OF AADT	HOUR NUMBER	AADT	EAST VOLUME	WEST VOLUME	PERCENT EAST IS OF TOTAL VOLUME	PERCENT WEST IS OF TOTAL VOLUME
7	2	2017	1	12	874	20.31	68	4,304	362	512	41.42	58.58
8	6	2017	1	12	862	20.03	69	4,304	406	456	47.10	52.90
6	18	2017	1	13	861	20.00	70	4,304	416	445	48.32	51.68
7	9	2017	1	17	861	20.00	71	4,304	548	313	63.65	36.35
9	4	2017	2	12	861	20.00	72	4,304	553	308	64.23	35.77
5	28	2017	1	11	859	19.96	73	4,304	276	583	32.13	67.87
6	18	2017	1	15	858	19.93	74	4,304	448	410	52.21	47.79
6	18	2017	1	16	857	19.91	75	4,304	429	428	50.06	49.94
5	27	2017	7	14	855	19.87	76	4,304	371	484	43.39	56.61
9	4	2017	2	14	854	19.84	77	4,304	504	350	59.02	40.98
7	16	2017	1	18	853	19.82	78	4,304	574	279	67.29	32.71
8	6	2017	1	17	853	19.82	79	4,304	566	287	66.35	33.65
6	18	2017	1	14	850	19.75	80	4,304	389	461	45.76	54.24
8	13	2017	1	17	846	19.66	81	4,304	505	341	59.69	40.31
7	21	2017	6	16	845	19.63	82	4,304	393	452	46.51	53.49
5	27	2017	7	15	844	19.61	83	4,304	432	412	51.18	48.82
5	26	2017	6	17	834	19.38	84	4,304	282	552	33.81	66.19
8	20	2017	1	17	825	19.17	85	4,304	556	269	67.39	32.61
5	28	2017	1	17	824	19.14	86	4,304	588	236	71.36	28.64
7	15	2017	7	14	823	19.12	87	4,304	384	439	46.66	53.34
8	13	2017	1	18	819	19.03	88	4,304	545	274	66.54	33.46
5	27	2017	7	10	818	19.01	89	4,304	165	653	20.17	79.83
9	4	2017	2	15	815	18.94	90	4,304	502	313	61.60	38.40
5	26	2017	6	19	813	18.89	91	4,304	246	567	30.26	69.74
6	30	2017	6	16	806	18.73	92	4,304	328	478	40.69	59.31
7	2	2017	1	17	805	18.70	93	4,304	472	333	58.63	41.37
5	27	2017	7	18	804	18.68	94	4,304	527	277	65.55	34.45
7	9	2017	1	18	804	18.68	95	4,304	581	223	72.26	27.74
8	27	2017	1	15	804	18.68	96	4,304	404	400	50.25	49.75
6	18	2017	1	12	802	18.63	97	4,304	428	374	53.37	46.63
7	1	2017	7	14	802	18.63	98	4,304	317	485	39.53	60.47
7	23	2017	1	19	799	18.56	99	4,304	480	319	60.08	39.92
7	15	2017	7	12	798	18.54	100	4,304	298	500	37.34	62.66
8	11	2017	6	16	797	18.52	101	4,304	351	446	44.04	55.96
7	21	2017	6	15	796	18.49	102	4,304	325	471	40.83	59.17
7	1	2017	7	12	792	18.40	103	4,304	333	459	42.05	57.95
6	18	2017	1	17	788	18.31	104	4,304	416	372	52.79	47.21
7	22	2017	7	12	788	18.31	105	4,304	346	442	43.91	56.09
9	3	2017	1	13	786	18.26	106	4,304	348	438	44.27	55.73
8	6	2017	1	18	784	18.22	107	4,304	537	247	68.49	31.51
9	3	2017	1	14	784	18.22	108	4,304	350	434	44.64	55.36
8	6	2017	1	11	783	18.19	109	4,304	359	424	45.85	54.15
7	28	2017	6	16	782	18.17	110	4,304	308	474	39.39	60.61
5	26	2017	6	16	779	18.10	111	4,304	300	479	38.51	61.49
9	4	2017	2	16	778	18.08	112	4,304	532	246	68.38	31.62
7	22	2017	7	13	776	18.03	113	4,304	328	448	42.27	57.73
8	20	2017	1	12	776	18.03	114	4,304	421	355	54.25	45.75
6	25	2017	1	11	775	18.01	115	4,304	354	421	45.68	54.32
7	23	2017	1	11	771	17.91	116	4,304	305	466	39.56	60.44
9	2	2017	7	14	771	17.91	117	4,304	306	465	39.69	60.31
7	1	2017	7	11	770	17.89	118	4,304	236	534	30.65	69.35

MO	DY	YR	DAY OF WK	HR	HR VOL	PERCENT OF AADT	HOUR NUMBER	AADT	EAST VOLUME	WEST VOLUME	PERCENT EAST IS OF TOTAL VOLUME	PERCENT WEST IS OF TOTAL VOLUME
7	29	2017	7	15	770	17.89	119	4,304	369	401	47.92	52.08
6	11	2017	1	13	768	17.84	120	4,304	403	365	52.47	47.53
6	24	2017	7	12	768	17.84	121	4,304	315	453	41.02	58.98
7	15	2017	7	13	766	17.80	122	4,304	312	454	40.73	59.27
7	30	2017	1	11	766	17.80	123	4,304	299	467	39.03	60.97
7	15	2017	7	15	763	17.73	124	4,304	377	386	49.41	50.59
7	1	2017	7	13	762	17.70	125	4,304	294	468	38.58	61.42
7	15	2017	7	11	761	17.68	126	4,304	249	512	32.72	67.28
6	11	2017	1	14	760	17.66	127	4,304	345	415	45.39	54.61
9	2	2017	7	12	759	17.63	128	4,304	272	487	35.84	64.16
7	29	2017	7	12	758	17.61	129	4,304	294	464	38.79	61.21
5	28	2017	1	18	750	17.43	130	4,304	573	177	76.40	23.60
6	24	2017	7	16	750	17.43	131	4,304	376	374	50.13	49.87
7	15	2017	7	16	750	17.43	132	4,304	399	351	53.20	46.80
8	27	2017	1	16	750	17.43	133	4,304	419	331	55.87	44.13
7	1	2017	7	15	747	17.36	134	4,304	324	423	43.37	56.63
7	16	2017	1	11	746	17.33	135	4,304	351	395	47.05	52.95
7	28	2017	6	18	742	17.24	136	4,304	310	432	41.78	58.22
7	2	2017	1	18	741	17.22	137	4,304	499	242	67.34	32.66
7	1	2017	7	17	740	17.19	138	4,304	417	323	56.35	43.65
7	30	2017	1	19	738	17.15	139	4,304	541	197	73.31	26.69
8	27	2017	1	17	738	17.15	140	4,304	458	280	62.06	37.94
8	27	2017	1	14	736	17.10	141	4,304	346	390	47.01	52.99
7	15	2017	7	17	735	17.08	142	4,304	465	270	63.27	36.73
7	14	2017	6	17	734	17.05	143	4,304	296	438	40.33	59.67
7	22	2017	7	15	734	17.05	144	4,304	366	368	49.86	50.14
8	4	2017	6	17	733	17.03	145	4,304	316	417	43.11	56.89
7	29	2017	7	13	732	17.01	146	4,304	316	416	43.17	56.83
8	4	2017	6	16	731	16.98	147	4,304	319	412	43.64	56.36
5	26	2017	6	18	730	16.96	148	4,304	223	507	30.55	69.45
8	11	2017	6	17	729	16.94	149	4,304	299	430	41.02	58.98
9	2	2017	7	11	727	16.89	150	4,304	218	509	29.99	70.01
6	24	2017	7	13	726	16.87	151	4,304	315	411	43.39	56.61
7	29	2017	7	16	726	16.87	152	4,304	362	364	49.86	50.14
8	13	2017	1	11	726	16.87	153	4,304	318	408	43.80	56.20
6	24	2017	7	14	723	16.80	154	4,304	302	421	41.77	58.23
7	28	2017	6	15	722	16.78	155	4,304	320	402	44.32	55.68
6	30	2017	6	13	721	16.75	156	4,304	259	462	35.92	64.08
6	30	2017	6	15	720	16.73	157	4,304	307	413	42.64	57.36
6	24	2017	7	15	718	16.68	158	4,304	331	387	46.10	53.90
7	22	2017	7	14	713	16.57	159	4,304	287	426	40.25	59.75
7	22	2017	7	17	713	16.57	160	4,304	391	322	54.84	45.16
7	14	2017	6	15	712	16.54	161	4,304	277	435	38.90	61.10
8	11	2017	6	18	712	16.54	162	4,304	314	398	44.10	55.90
9	1	2017	6	17	712	16.54	163	4,304	273	439	38.34	61.66
7	21	2017	6	18	710	16.50	164	4,304	309	401	43.52	56.48
9	3	2017	1	12	710	16.50	165	4,304	274	436	38.59	61.41
5	26	2017	6	15	708	16.45	166	4,304	274	434	38.70	61.30
8	5	2017	7	13	708	16.45	167	4,304	303	405	42.80	57.20
6	30	2017	6	17	705	16.38	168	4,304	312	393	44.26	55.74
6	11	2017	1	12	704	16.36	169	4,304	334	370	47.44	52.56

MO	DY	YR	DAY OF WK	HR	HR VOL	PERCENT OF AADT	HOUR NUMBER	AADT	EAST VOLUME	WEST VOLUME	PERCENT EAST IS OF TOTAL VOLUME	PERCENT WEST IS OF TOTAL VOLUME
7	8	2017	7	13	703	16.33	170	4,304	304	399	43.24	56.76
9	2	2017	7	15	703	16.33	171	4,304	364	339	51.78	48.22
9	3	2017	1	16	702	16.31	172	4,304	449	253	63.96	36.04
7	1	2017	7	16	701	16.29	173	4,304	338	363	48.22	51.78
8	12	2017	7	15	701	16.29	174	4,304	344	357	49.07	50.93
9	1	2017	6	18	701	16.29	175	4,304	232	469	33.10	66.90
9	2	2017	7	13	700	16.26	176	4,304	248	452	35.43	64.57
6	18	2017	1	18	699	16.24	177	4,304	414	285	59.23	40.77
8	12	2017	7	13	698	16.22	178	4,304	316	382	45.27	54.73
6	25	2017	1	19	697	16.19	179	4,304	420	277	60.26	39.74
8	20	2017	1	11	697	16.19	180	4,304	377	320	54.09	45.91
7	28	2017	6	14	694	16.12	181	4,304	280	414	40.35	59.65
6	24	2017	7	17	693	16.10	182	4,304	387	306	55.84	44.16
7	29	2017	7	14	693	16.10	183	4,304	319	374	46.03	53.97
11	5	2017	1	16	693	16.10	184	4,304	181	512	26.12	73.88
11	5	2017	1	15	692	16.08	185	4,304	254	438	36.71	63.29
6	30	2017	6	18	691	16.05	186	4,304	261	430	37.77	62.23
7	28	2017	6	17	691	16.05	187	4,304	281	410	40.67	59.33
7	8	2017	7	14	690	16.03	188	4,304	297	393	43.04	56.96
8	5	2017	7	16	690	16.03	189	4,304	330	360	47.83	52.17
8	27	2017	1	12	690	16.03	190	4,304	349	341	50.58	49.42
7	21	2017	6	17	688	15.99	191	4,304	304	384	44.19	55.81
8	4	2017	6	15	688	15.99	192	4,304	253	435	36.77	63.23
9	1	2017	6	19	688	15.99	193	4,304	233	455	33.87	66.13
6	23	2017	6	18	687	15.96	194	4,304	264	423	38.43	61.57
7	8	2017	7	12	687	15.96	195	4,304	262	425	38.14	61.86
9	2	2017	7	16	686	15.94	196	4,304	395	291	57.58	42.42
5	29	2017	2	18	685	15.92	197	4,304	468	217	68.32	31.68
7	14	2017	6	14	685	15.92	198	4,304	298	387	43.50	56.50
8	19	2017	7	16	685	15.92	199	4,304	373	312	54.45	45.55
5	28	2017	1	10	684	15.89	200	4,304	189	495	27.63	72.37



**AADT=** 2,444     
**K 30 FACTOR=** 26.72     
**K 100 FACTOR=** 21.48     
**K 200 FACTOR=** 17.10     
**D 30 FACTOR=** 51.15



MO	DY	YR	DAY OF WK	HR	HR VOL	PERCENT OF AADT	HOUR NUMBER	AADT	EAST VOLUME	WEST VOLUME	PERCENT EAST IS OF TOTAL VOLUME	PERCENT WEST IS OF TOTAL VOLUME
5	29	2017	2	14	987	40.38	1	2,444	514	473	52.08	47.92
5	29	2017	2	13	948	38.79	2	2,444	521	427	54.96	45.04
5	29	2017	2	12	899	36.78	3	2,444	461	438	51.28	48.72
5	29	2017	2	15	844	34.53	4	2,444	469	375	55.57	44.43
5	29	2017	2	16	757	30.97	5	2,444	456	301	60.24	39.76
5	28	2017	1	16	749	30.65	6	2,444	486	263	64.89	35.11
5	28	2017	1	15	743	30.40	7	2,444	457	286	61.51	38.49
9	4	2017	2	13	743	30.40	8	2,444	411	332	55.32	44.68
8	20	2017	1	15	736	30.11	9	2,444	420	316	57.07	42.93
6	25	2017	1	16	735	30.07	10	2,444	342	393	46.53	53.47
5	27	2017	7	12	732	29.95	11	2,444	193	539	26.37	73.63
5	27	2017	7	11	725	29.66	12	2,444	134	591	18.48	81.52
5	28	2017	1	12	717	29.34	13	2,444	250	467	34.87	65.13
7	23	2017	1	15	717	29.34	14	2,444	386	331	53.84	46.16
9	4	2017	2	12	716	29.30	15	2,444	416	300	58.10	41.90
5	28	2017	1	13	713	29.17	16	2,444	295	418	41.37	58.63

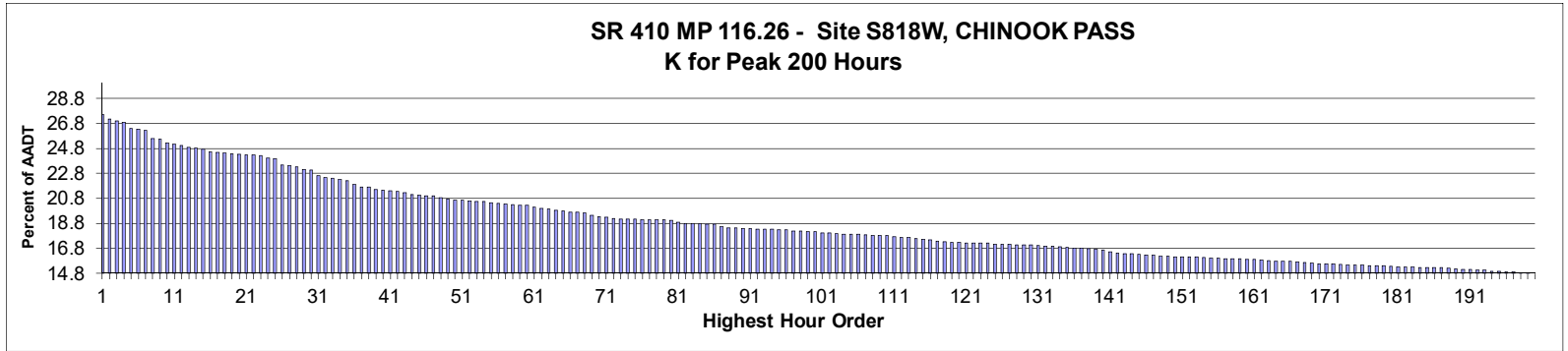
MO	DY	YR	DAY OF WK	HR	HR VOL	PERCENT OF AADT	HOUR NUMBER	AADT	EAST VOLUME	WEST VOLUME	PERCENT	PERCENT
											IS OF TOTAL VOLUME	WEST IS OF TOTAL VOLUME
8	20	2017	1	16	709	29.01	17	2,444	421	288	59.38	40.62
9	4	2017	2	14	702	28.72	18	2,444	402	300	57.26	42.74
8	20	2017	1	13	687	28.11	19	2,444	376	311	54.73	45.27
5	27	2017	7	17	685	28.03	20	2,444	461	224	67.30	32.70
5	28	2017	1	14	678	27.74	21	2,444	342	336	50.44	49.56
9	4	2017	2	15	674	27.58	22	2,444	418	256	62.02	37.98
5	29	2017	2	11	668	27.33	23	2,444	326	342	48.80	51.20
9	4	2017	2	16	667	27.29	24	2,444	460	207	68.97	31.03
8	20	2017	1	14	661	27.05	25	2,444	365	296	55.22	44.78
5	27	2017	7	16	658	26.92	26	2,444	417	241	63.37	36.63
5	29	2017	2	17	657	26.88	27	2,444	414	243	63.01	36.99
6	25	2017	1	13	655	26.80	28	2,444	316	339	48.24	51.76
5	27	2017	7	13	653	26.72	29	2,444	189	464	28.94	71.06
6	25	2017	1	14	653	26.72	30	2,444	334	319	51.15	48.85
5	27	2017	7	10	652	26.68	31	2,444	110	542	16.87	83.13
6	25	2017	1	15	652	26.68	32	2,444	288	364	44.17	55.83
5	26	2017	6	17	649	26.55	33	2,444	267	382	41.14	58.86
7	30	2017	1	16	642	26.27	34	2,444	355	287	55.30	44.70
5	27	2017	7	15	635	25.98	35	2,444	355	280	55.91	44.09
8	20	2017	1	17	629	25.74	36	2,444	419	210	66.61	33.39
7	23	2017	1	14	627	25.65	37	2,444	318	309	50.72	49.28
7	23	2017	1	16	625	25.57	38	2,444	335	290	53.60	46.40
5	27	2017	7	18	618	25.29	39	2,444	436	182	70.55	29.45
5	28	2017	1	11	609	24.92	40	2,444	156	453	25.62	74.38
8	13	2017	1	13	609	24.92	41	2,444	335	274	55.01	44.99
9	3	2017	1	13	606	24.80	42	2,444	265	341	43.73	56.27
8	20	2017	1	12	605	24.75	43	2,444	321	284	53.06	46.94
5	26	2017	6	19	601	24.59	44	2,444	227	374	37.77	62.23
7	30	2017	1	15	599	24.51	45	2,444	322	277	53.76	46.24
8	6	2017	1	14	595	24.35	46	2,444	331	264	55.63	44.37
5	27	2017	7	14	594	24.30	47	2,444	287	307	48.32	51.68
9	2	2017	7	11	594	24.30	48	2,444	163	431	27.44	72.56
9	3	2017	1	14	594	24.30	49	2,444	266	328	44.78	55.22
6	25	2017	1	17	593	24.26	50	2,444	379	214	63.91	36.09
8	6	2017	1	15	590	24.14	51	2,444	332	258	56.27	43.73
7	16	2017	1	13	587	24.02	52	2,444	322	265	54.86	45.14
9	2	2017	7	14	586	23.98	53	2,444	254	332	43.34	56.66
7	16	2017	1	15	585	23.94	54	2,444	293	292	50.09	49.91
9	2	2017	7	12	580	23.73	55	2,444	179	401	30.86	69.14
7	30	2017	1	14	577	23.61	56	2,444	324	253	56.15	43.85
7	16	2017	1	16	576	23.57	57	2,444	317	259	55.03	44.97
7	23	2017	1	17	576	23.57	58	2,444	371	205	64.41	35.59
9	4	2017	2	11	576	23.57	59	2,444	249	327	43.23	56.77
5	28	2017	1	17	575	23.53	60	2,444	406	169	70.61	29.39
8	27	2017	1	17	569	23.28	61	2,444	361	208	63.44	36.56
8	13	2017	1	14	568	23.24	62	2,444	321	247	56.51	43.49
7	30	2017	1	13	566	23.16	63	2,444	310	256	54.77	45.23
7	23	2017	1	13	565	23.12	64	2,444	277	288	49.03	50.97
9	3	2017	1	12	564	23.08	65	2,444	181	383	32.09	67.91
8	27	2017	1	15	563	23.04	66	2,444	257	306	45.65	54.35
5	26	2017	6	16	557	22.79	67	2,444	256	301	45.96	54.04



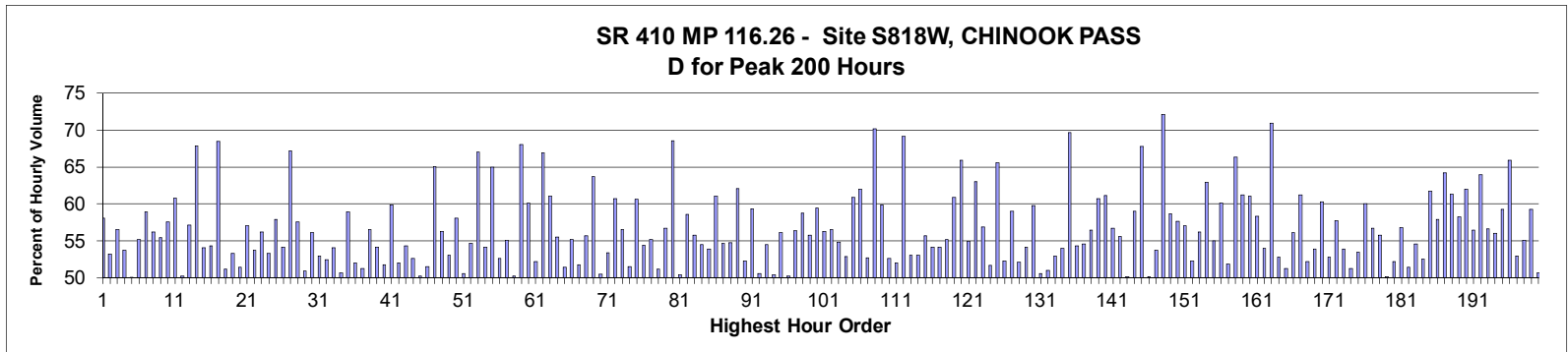
MO	DY	YR	DAY OF WK	HR	HR VOL	PERCENT OF AADT	HOUR NUMBER	AADT	EAST VOLUME	WEST VOLUME	PERCENT EAST IS OF TOTAL VOLUME	PERCENT WEST IS OF TOTAL VOLUME
7	9	2017	1	13	557	22.79	68	2,444	280	277	50.27	49.73
9	3	2017	1	16	557	22.79	69	2,444	350	207	62.84	37.16
7	23	2017	1	18	556	22.75	70	2,444	389	167	69.96	30.04
9	2	2017	7	13	552	22.59	71	2,444	206	346	37.32	62.68
7	9	2017	1	16	549	22.46	72	2,444	295	254	53.73	46.27
11	5	2017	1	15	548	22.42	73	2,444	128	420	23.36	76.64
5	26	2017	6	15	546	22.34	74	2,444	234	312	42.86	57.14
9	2	2017	7	16	546	22.34	75	2,444	347	199	63.55	36.45
5	27	2017	7	19	545	22.30	76	2,444	397	148	72.84	27.16
7	16	2017	1	14	545	22.30	77	2,444	264	281	48.44	51.56
7	16	2017	1	17	544	22.26	78	2,444	371	173	68.20	31.80
7	30	2017	1	17	544	22.26	79	2,444	357	187	65.63	34.38
5	27	2017	7	9	543	22.22	80	2,444	88	455	16.21	83.79
8	27	2017	1	14	541	22.14	81	2,444	255	286	47.13	52.87
11	5	2017	1	16	538	22.01	82	2,444	87	451	16.17	83.83
6	25	2017	1	12	537	21.97	83	2,444	234	303	43.58	56.42
7	2	2017	1	15	537	21.97	84	2,444	235	302	43.76	56.24
9	3	2017	1	15	535	21.89	85	2,444	277	258	51.78	48.22
7	23	2017	1	12	534	21.85	86	2,444	235	299	44.01	55.99
8	6	2017	1	16	534	21.85	87	2,444	334	200	62.55	37.45
8	13	2017	1	12	533	21.81	88	2,444	282	251	52.91	47.09
9	2	2017	7	15	533	21.81	89	2,444	303	230	56.85	43.15
9	1	2017	6	18	531	21.73	90	2,444	210	321	39.55	60.45
9	2	2017	7	10	529	21.64	91	2,444	102	427	19.28	80.72
9	3	2017	1	17	529	21.64	92	2,444	363	166	68.62	31.38
9	4	2017	2	17	529	21.64	93	2,444	355	174	67.11	32.89
7	30	2017	1	18	528	21.60	94	2,444	404	124	76.52	23.48
8	20	2017	1	11	528	21.60	95	2,444	238	290	45.08	54.92
5	26	2017	6	18	527	21.56	96	2,444	202	325	38.33	61.67
7	9	2017	1	15	527	21.56	97	2,444	280	247	53.13	46.87
8	13	2017	1	15	526	21.52	98	2,444	329	197	62.55	37.45
5	28	2017	1	18	525	21.48	99	2,444	395	130	75.24	24.76
9	1	2017	6	17	525	21.48	100	2,444	243	282	46.29	53.71
7	2	2017	1	14	522	21.36	101	2,444	228	294	43.68	56.32
9	1	2017	6	19	520	21.28	102	2,444	196	324	37.69	62.31
8	27	2017	1	12	518	21.19	103	2,444	218	300	42.08	57.92
5	29	2017	2	18	517	21.15	104	2,444	335	182	64.80	35.20
7	2	2017	1	13	517	21.15	105	2,444	250	267	48.36	51.64
7	21	2017	6	16	514	21.03	106	2,444	226	288	43.97	56.03
7	9	2017	1	12	513	20.99	107	2,444	220	293	42.88	57.12
8	6	2017	1	13	513	20.99	108	2,444	267	246	52.05	47.95
5	26	2017	6	20	512	20.95	109	2,444	234	278	45.70	54.30
7	9	2017	1	14	511	20.91	110	2,444	262	249	51.27	48.73
7	2	2017	1	16	509	20.83	111	2,444	277	232	54.42	45.58
7	9	2017	1	17	507	20.74	112	2,444	332	175	65.48	34.52
9	2	2017	7	17	507	20.74	113	2,444	361	146	71.20	28.80
8	13	2017	1	16	506	20.70	114	2,444	328	178	64.82	35.18
5	27	2017	7	20	505	20.66	115	2,444	331	174	65.54	34.46
7	16	2017	1	12	505	20.66	116	2,444	244	261	48.32	51.68
7	30	2017	1	12	503	20.58	117	2,444	237	266	47.12	52.88
8	27	2017	1	13	503	20.58	118	2,444	242	261	48.11	51.89

MO	DY	YR	DAY OF WK	HR	HR VOL	PERCENT OF AADT	HOUR NUMBER	AADT	EAST VOLUME	WEST VOLUME	PERCENT EAST IS OF TOTAL VOLUME	PERCENT WEST IS OF TOTAL VOLUME
5	28	2017	1	10	501	20.50	119	2,444	94	407	18.76	81.24
1	19	2017	5	14	499	20.42	120	2,444	252	247	50.50	49.50
8	20	2017	1	18	499	20.42	121	2,444	349	150	69.94	30.06
8	11	2017	6	16	492	20.13	122	2,444	195	297	39.63	60.37
8	27	2017	1	16	488	19.97	123	2,444	259	229	53.07	46.93
8	18	2017	6	14	486	19.89	124	2,444	234	252	48.15	51.85
7	21	2017	6	15	482	19.72	125	2,444	176	306	36.51	63.49
6	25	2017	1	18	481	19.68	126	2,444	332	149	69.02	30.98
9	3	2017	1	18	481	19.68	127	2,444	373	108	77.55	22.45
7	9	2017	1	18	479	19.60	128	2,444	365	114	76.20	23.80
8	19	2017	7	16	479	19.60	129	2,444	287	192	59.92	40.08
8	18	2017	6	15	478	19.56	130	2,444	236	242	49.37	50.63
9	15	2017	6	16	472	19.31	131	2,444	264	208	55.93	44.07
5	28	2017	1	19	471	19.27	132	2,444	373	98	79.19	20.81
7	1	2017	7	12	471	19.27	133	2,444	190	281	40.34	59.66
8	6	2017	1	17	471	19.27	134	2,444	339	132	71.97	28.03
9	17	2017	1	15	471	19.27	135	2,444	270	201	57.32	42.68
6	18	2017	1	15	470	19.23	136	2,444	247	223	52.55	47.45
7	22	2017	7	12	470	19.23	137	2,444	213	257	45.32	54.68
8	13	2017	1	17	470	19.23	138	2,444	300	170	63.83	36.17
9	15	2017	6	18	470	19.23	139	2,444	289	181	61.49	38.51
6	18	2017	1	16	466	19.07	140	2,444	224	242	48.07	51.93
7	16	2017	1	18	465	19.03	141	2,444	343	122	73.76	26.24
8	18	2017	6	17	465	19.03	142	2,444	221	244	47.53	52.47
8	19	2017	7	15	465	19.03	143	2,444	244	221	52.47	47.53
8	18	2017	6	19	464	18.99	144	2,444	254	210	54.74	45.26
9	1	2017	6	14	464	18.99	145	2,444	210	254	45.26	54.74
9	3	2017	1	11	463	18.94	146	2,444	133	330	28.73	71.27
9	10	2017	1	14	461	18.86	147	2,444	269	192	58.35	41.65
8	6	2017	1	11	460	18.82	148	2,444	201	259	43.70	56.30
7	2	2017	1	17	459	18.78	149	2,444	263	196	57.30	42.70
8	18	2017	6	16	457	18.70	150	2,444	217	240	47.48	52.52
9	1	2017	6	16	456	18.66	151	2,444	224	232	49.12	50.88
6	30	2017	6	16	455	18.62	152	2,444	182	273	40.00	60.00
1	19	2017	5	13	453	18.54	153	2,444	242	211	53.42	46.58
6	11	2017	1	13	451	18.45	154	2,444	234	217	51.88	48.12
8	13	2017	1	18	451	18.45	155	2,444	334	117	74.06	25.94
7	28	2017	6	16	450	18.41	156	2,444	159	291	35.33	64.67
8	18	2017	6	13	450	18.41	157	2,444	203	247	45.11	54.89
9	17	2017	1	14	449	18.37	158	2,444	264	185	58.80	41.20
9	8	2017	6	17	448	18.33	159	2,444	220	228	49.11	50.89
9	2	2017	7	18	447	18.29	160	2,444	333	114	74.50	25.50
7	1	2017	7	13	446	18.25	161	2,444	167	279	37.44	62.56
6	18	2017	1	13	445	18.21	162	2,444	211	234	47.42	52.58
6	18	2017	1	14	443	18.13	163	2,444	218	225	49.21	50.79
9	10	2017	1	13	443	18.13	164	2,444	231	212	52.14	47.86
6	18	2017	1	17	442	18.09	165	2,444	229	213	51.81	48.19
8	19	2017	7	13	442	18.09	166	2,444	231	211	52.26	47.74
8	4	2017	6	16	441	18.04	167	2,444	193	248	43.76	56.24
5	26	2017	6	14	439	17.96	168	2,444	198	241	45.10	54.90
8	6	2017	1	12	439	17.96	169	2,444	199	240	45.33	54.67

MO	DY	YR	DAY OF WK	HR	HR VOL	PERCENT OF AADT	HOUR NUMBER	AADT	EAST VOLUME	WEST VOLUME	PERCENT EAST IS OF TOTAL VOLUME	PERCENT WEST IS OF TOTAL VOLUME
8	19	2017	7	17	439	17.96	170	2,444	294	145	66.97	33.03
6	25	2017	1	11	438	17.92	171	2,444	203	235	46.35	53.65
9	17	2017	1	16	438	17.92	172	2,444	276	162	63.01	36.99
5	26	2017	6	13	437	17.88	173	2,444	167	270	38.22	61.78
7	2	2017	1	12	437	17.88	174	2,444	191	246	43.71	56.29
9	8	2017	6	14	437	17.88	175	2,444	190	247	43.48	56.52
7	28	2017	6	15	435	17.80	176	2,444	195	240	44.83	55.17
8	25	2017	6	19	435	17.80	177	2,444	283	152	65.06	34.94
8	27	2017	1	18	435	17.80	178	2,444	267	168	61.38	38.62
6	4	2017	1	13	434	17.76	179	2,444	213	221	49.08	50.92
7	1	2017	7	14	434	17.76	180	2,444	166	268	38.25	61.75
8	6	2017	1	18	434	17.76	181	2,444	312	122	71.89	28.11
6	11	2017	1	14	433	17.72	182	2,444	180	253	41.57	58.43
7	1	2017	7	11	433	17.72	183	2,444	120	313	27.71	72.29
5	21	2017	1	13	432	17.68	184	2,444	170	262	39.35	60.65
8	4	2017	6	17	432	17.68	185	2,444	189	243	43.75	56.25
1	19	2017	5	15	430	17.59	186	2,444	241	189	56.05	43.95
8	19	2017	7	12	430	17.59	187	2,444	196	234	45.58	54.42
9	1	2017	6	13	430	17.59	188	2,444	172	258	40.00	60.00
9	5	2017	3	13	429	17.55	189	2,444	237	192	55.24	44.76
6	18	2017	1	12	427	17.47	190	2,444	217	210	50.82	49.18
7	1	2017	7	15	425	17.39	191	2,444	171	254	40.24	59.76
7	22	2017	7	14	425	17.39	192	2,444	172	253	40.47	59.53
9	2	2017	7	9	425	17.39	193	2,444	63	362	14.82	85.18
9	3	2017	1	19	425	17.39	194	2,444	333	92	78.35	21.65
8	4	2017	6	15	424	17.35	195	2,444	149	275	35.14	64.86
1	19	2017	5	12	423	17.31	196	2,444	166	257	39.24	60.76
7	2	2017	1	18	423	17.31	197	2,444	279	144	65.96	34.04
9	17	2017	1	13	419	17.14	198	2,444	224	195	53.46	46.54
5	21	2017	1	14	418	17.10	199	2,444	178	240	42.58	57.42
9	1	2017	6	15	418	17.10	200	2,444	181	237	43.30	56.70



**AADT= 2,075      K 30 FACTOR= 23.04      K 100 FACTOR= 18.07      K 200 FACTOR= 14.75      D 30 FACTOR= 56.07**



MO	DY	YR	DAY OF WK	HR	HR VOL	PERCENT OF AADT	HOUR NUMBER	AADT	EAST VOLUME	WEST VOLUME	PERCENT EAST IS OF TOTAL VOLUME	PERCENT WEST IS OF TOTAL VOLUME
7	23	2017	1	14	570	27.47	1	2,075	239	331	41.93	58.07
7	23	2017	1	13	562	27.08	2	2,075	263	299	46.80	53.20
6	25	2017	1	16	559	26.94	3	2,075	243	316	43.47	56.53
7	16	2017	1	13	557	26.84	4	2,075	299	258	53.68	46.32
7	16	2017	1	14	547	26.36	5	2,075	273	274	49.91	50.09
6	25	2017	1	12	546	26.31	6	2,075	245	301	44.87	55.13
6	25	2017	1	14	543	26.17	7	2,075	223	320	41.07	58.93
7	30	2017	1	13	530	25.54	8	2,075	232	298	43.77	56.23
6	25	2017	1	13	529	25.49	9	2,075	236	293	44.61	55.39
6	25	2017	1	15	523	25.20	10	2,075	222	301	42.45	57.55
7	23	2017	1	15	520	25.06	11	2,075	204	316	39.23	60.77
8	13	2017	1	14	518	24.96	12	2,075	260	258	50.19	49.81
8	13	2017	1	13	515	24.82	13	2,075	294	221	57.09	42.91
5	29	2017	2	13	514	24.77	14	2,075	349	165	67.90	32.10
7	30	2017	1	15	512	24.67	15	2,075	235	277	45.90	54.10
7	23	2017	1	16	508	24.48	16	2,075	232	276	45.67	54.33

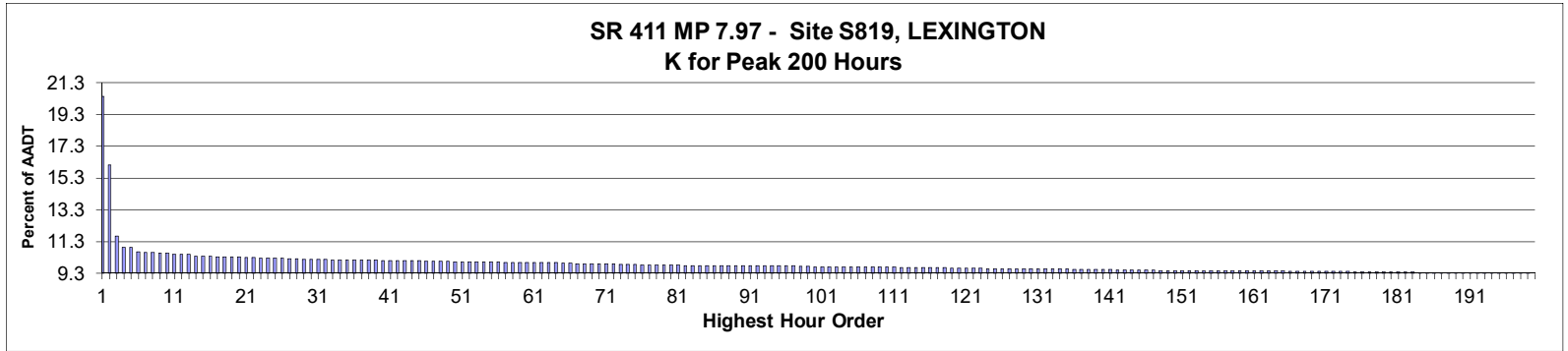
MO	DY	YR	DAY OF WK	HR	HR VOL	PERCENT OF AADT	HOUR NUMBER	AADT	EAST VOLUME	WEST VOLUME	PERCENT EAST IS OF TOTAL VOLUME	PERCENT WEST IS OF TOTAL VOLUME
5	29	2017	2	12	507	24.43	17	2,075	347	160	68.44	31.56
7	2	2017	1	14	506	24.39	18	2,075	259	247	51.19	48.81
7	16	2017	1	12	505	24.34	19	2,075	236	269	46.73	53.27
7	16	2017	1	15	504	24.29	20	2,075	259	245	51.39	48.61
7	23	2017	1	12	503	24.24	21	2,075	216	287	42.94	57.06
8	13	2017	1	15	503	24.24	22	2,075	270	233	53.68	46.32
7	30	2017	1	12	502	24.19	23	2,075	220	282	43.82	56.18
7	23	2017	1	17	497	23.95	24	2,075	232	265	46.68	53.32
7	16	2017	1	16	496	23.90	25	2,075	287	209	57.86	42.14
7	30	2017	1	14	486	23.42	26	2,075	223	263	45.88	54.12
5	29	2017	2	14	485	23.37	27	2,075	326	159	67.22	32.78
7	2	2017	1	13	483	23.28	28	2,075	205	278	42.44	57.56
8	13	2017	1	16	479	23.08	29	2,075	235	244	49.06	50.94
8	6	2017	1	13	478	23.04	30	2,075	210	268	43.93	56.07
7	30	2017	1	17	468	22.55	31	2,075	248	220	52.99	47.01
6	25	2017	1	17	465	22.41	32	2,075	221	244	47.53	52.47
7	15	2017	7	15	464	22.36	33	2,075	251	213	54.09	45.91
7	15	2017	7	14	462	22.27	34	2,075	234	228	50.65	49.35
7	2	2017	1	12	460	22.17	35	2,075	189	271	41.09	58.91
7	30	2017	1	16	454	21.88	36	2,075	236	218	51.98	48.02
7	2	2017	1	16	449	21.64	37	2,075	230	219	51.22	48.78
7	16	2017	1	17	449	21.64	38	2,075	254	195	56.57	43.43
6	25	2017	1	18	445	21.45	39	2,075	241	204	54.16	45.84
6	18	2017	1	13	444	21.40	40	2,075	214	230	48.20	51.80
7	15	2017	7	13	443	21.35	41	2,075	178	265	40.18	59.82
7	23	2017	1	18	442	21.30	42	2,075	230	212	52.04	47.96
7	15	2017	7	16	440	21.20	43	2,075	239	201	54.32	45.68
8	13	2017	1	12	437	21.06	44	2,075	207	230	47.37	52.63
7	2	2017	1	15	436	21.01	45	2,075	219	217	50.23	49.77
7	9	2017	1	14	435	20.96	46	2,075	211	224	48.51	51.49
7	15	2017	7	12	435	20.96	47	2,075	152	283	34.94	65.06
7	9	2017	1	15	432	20.82	48	2,075	243	189	56.25	43.75
6	18	2017	1	15	430	20.72	49	2,075	228	202	53.02	46.98
6	18	2017	1	14	427	20.58	50	2,075	179	248	41.92	58.08
7	29	2017	7	16	427	20.58	51	2,075	216	211	50.59	49.41
8	6	2017	1	14	426	20.53	52	2,075	193	233	45.31	54.69
5	29	2017	2	11	425	20.48	53	2,075	285	140	67.06	32.94
6	18	2017	1	16	425	20.48	54	2,075	230	195	54.12	45.88
6	30	2017	6	13	423	20.39	55	2,075	148	275	34.99	65.01
7	9	2017	1	16	422	20.34	56	2,075	222	200	52.61	47.39
8	13	2017	1	17	421	20.29	57	2,075	232	189	55.11	44.89
8	6	2017	1	12	420	20.24	58	2,075	211	209	50.24	49.76
7	15	2017	7	11	419	20.19	59	2,075	134	285	31.98	68.02
8	6	2017	1	17	419	20.19	60	2,075	252	167	60.14	39.86
7	22	2017	7	15	416	20.05	61	2,075	199	217	47.84	52.16
7	30	2017	1	18	414	19.95	62	2,075	277	137	66.91	33.09
7	16	2017	1	18	413	19.90	63	2,075	252	161	61.02	38.98
6	18	2017	1	12	411	19.81	64	2,075	228	183	55.47	44.53
8	6	2017	1	15	410	19.76	65	2,075	199	211	48.54	51.46
7	8	2017	7	13	408	19.66	66	2,075	183	225	44.85	55.15
7	9	2017	1	12	408	19.66	67	2,075	197	211	48.28	51.72

MO	DY	YR	DAY OF WK	HR	HR VOL	PERCENT OF AADT	HOUR NUMBER	AADT	EAST VOLUME	WEST VOLUME	PERCENT	PERCENT
											EAST IS OF TOTAL VOLUME	WEST IS OF TOTAL VOLUME
7	29	2017	7	13	406	19.57	68	2,075	180	226	44.33	55.67
7	15	2017	7	17	402	19.37	69	2,075	256	146	63.68	36.32
7	23	2017	1	19	400	19.28	70	2,075	198	202	49.50	50.50
6	24	2017	7	16	399	19.23	71	2,075	186	213	46.62	53.38
7	30	2017	1	11	397	19.13	72	2,075	156	241	39.29	60.71
7	1	2017	7	17	396	19.08	73	2,075	224	172	56.57	43.43
7	22	2017	7	17	396	19.08	74	2,075	192	204	48.48	51.52
8	12	2017	7	16	396	19.08	75	2,075	156	240	39.39	60.61
7	8	2017	7	15	395	19.04	76	2,075	180	215	45.57	54.43
7	9	2017	1	13	395	19.04	77	2,075	177	218	44.81	55.19
7	16	2017	1	11	395	19.04	78	2,075	193	202	48.86	51.14
7	22	2017	7	13	395	19.04	79	2,075	171	224	43.29	56.71
5	29	2017	2	15	394	18.99	80	2,075	270	124	68.53	31.47
6	24	2017	7	13	391	18.84	81	2,075	197	194	50.38	49.62
6	24	2017	7	12	389	18.75	82	2,075	161	228	41.39	58.61
8	5	2017	7	15	389	18.75	83	2,075	172	217	44.22	55.78
8	6	2017	1	16	389	18.75	84	2,075	212	177	54.50	45.50
5	28	2017	1	13	388	18.70	85	2,075	179	209	46.13	53.87
7	23	2017	1	11	388	18.70	86	2,075	151	237	38.92	61.08
7	22	2017	7	14	384	18.51	87	2,075	174	210	45.31	54.69
6	18	2017	1	17	382	18.41	88	2,075	209	173	54.71	45.29
7	29	2017	7	12	382	18.41	89	2,075	145	237	37.96	62.04
6	24	2017	7	15	381	18.36	90	2,075	182	199	47.77	52.23
7	1	2017	7	14	381	18.36	91	2,075	155	226	40.68	59.32
5	28	2017	1	14	380	18.31	92	2,075	188	192	49.47	50.53
6	24	2017	7	14	380	18.31	93	2,075	173	207	45.53	54.47
7	29	2017	7	15	379	18.27	94	2,075	191	188	50.40	49.60
7	8	2017	7	14	378	18.22	95	2,075	166	212	43.92	56.08
8	6	2017	1	11	378	18.22	96	2,075	190	188	50.26	49.74
6	30	2017	6	16	376	18.12	97	2,075	164	212	43.62	56.38
7	1	2017	7	13	376	18.12	98	2,075	155	221	41.22	58.78
6	17	2017	7	16	375	18.07	99	2,075	166	209	44.27	55.73
7	2	2017	1	17	375	18.07	100	2,075	223	152	59.47	40.53
7	8	2017	7	12	373	17.98	101	2,075	163	210	43.70	56.30
8	13	2017	1	11	373	17.98	102	2,075	162	211	43.43	56.57
5	28	2017	1	12	372	17.93	103	2,075	168	204	45.16	54.84
7	1	2017	7	15	371	17.88	104	2,075	175	196	47.17	52.83
7	9	2017	1	17	371	17.88	105	2,075	226	145	60.92	39.08
8	6	2017	1	18	371	17.88	106	2,075	230	141	61.99	38.01
6	25	2017	1	11	370	17.83	107	2,075	175	195	47.30	52.70
5	27	2017	7	12	369	17.78	108	2,075	110	259	29.81	70.19
6	24	2017	7	17	369	17.78	109	2,075	221	148	59.89	40.11
7	22	2017	7	16	369	17.78	110	2,075	175	194	47.43	52.57
7	29	2017	7	14	367	17.69	111	2,075	191	176	52.04	47.96
7	2	2017	1	18	366	17.64	112	2,075	253	113	69.13	30.87
8	5	2017	7	16	366	17.64	113	2,075	172	194	46.99	53.01
8	12	2017	7	15	364	17.54	114	2,075	171	193	46.98	53.02
7	22	2017	7	12	363	17.49	115	2,075	161	202	44.35	55.65
8	13	2017	1	18	362	17.45	116	2,075	196	166	54.14	45.86
7	1	2017	7	12	360	17.35	117	2,075	165	195	45.83	54.17
8	5	2017	7	13	359	17.30	118	2,075	161	198	44.85	55.15

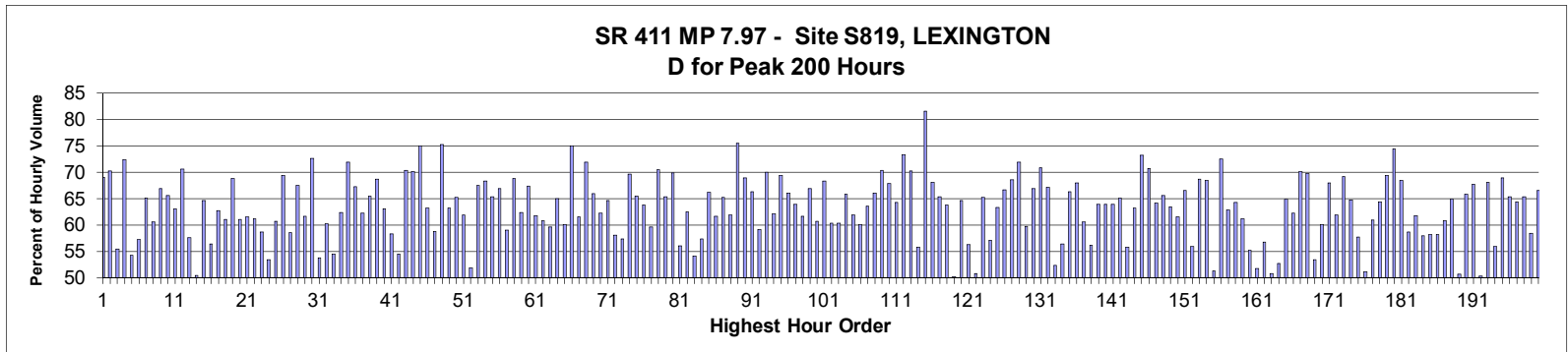
MO	DY	YR	DAY OF WK	HR	HR VOL	PERCENT OF AADT	HOUR NUMBER	AADT	EAST VOLUME	WEST VOLUME	PERCENT EAST IS OF TOTAL VOLUME	PERCENT WEST IS OF TOTAL VOLUME
5	27	2017	7	16	358	17.25	119	2,075	140	218	39.11	60.89
7	9	2017	1	18	358	17.25	120	2,075	236	122	65.92	34.08
6	17	2017	7	15	357	17.20	121	2,075	161	196	45.10	54.90
6	24	2017	7	11	357	17.20	122	2,075	132	225	36.97	63.03
7	2	2017	1	11	357	17.20	123	2,075	154	203	43.14	56.86
7	4	2017	3	14	356	17.16	124	2,075	172	184	48.31	51.69
7	1	2017	7	11	354	17.06	125	2,075	122	232	34.46	65.54
7	21	2017	6	15	354	17.06	126	2,075	169	185	47.74	52.26
7	29	2017	7	17	354	17.06	127	2,075	209	145	59.04	40.96
6	30	2017	6	15	353	17.01	128	2,075	169	184	47.88	52.12
7	8	2017	7	16	353	17.01	129	2,075	162	191	45.89	54.11
7	28	2017	6	18	353	17.01	130	2,075	142	211	40.23	59.77
6	11	2017	1	14	352	16.96	131	2,075	178	174	50.57	49.43
7	1	2017	7	16	351	16.92	132	2,075	172	179	49.00	51.00
7	14	2017	6	14	351	16.92	133	2,075	165	186	47.01	52.99
6	11	2017	1	13	350	16.87	134	2,075	189	161	54.00	46.00
5	29	2017	2	16	349	16.82	135	2,075	243	106	69.63	30.37
7	28	2017	6	15	348	16.77	136	2,075	159	189	45.69	54.31
8	12	2017	7	12	348	16.77	137	2,075	158	190	45.40	54.60
7	28	2017	6	16	347	16.72	138	2,075	151	196	43.52	56.48
8	5	2017	7	12	346	16.67	139	2,075	136	210	39.31	60.69
6	30	2017	6	18	345	16.63	140	2,075	134	211	38.84	61.16
6	17	2017	7	12	342	16.48	141	2,075	148	194	43.27	56.73
8	12	2017	7	14	340	16.39	142	2,075	151	189	44.41	55.59
5	28	2017	1	15	339	16.34	143	2,075	170	169	50.15	49.85
6	23	2017	6	16	339	16.34	144	2,075	139	200	41.00	59.00
7	30	2017	1	19	338	16.29	145	2,075	229	109	67.75	32.25
7	21	2017	6	16	337	16.24	146	2,075	169	168	50.15	49.85
8	11	2017	6	16	337	16.24	147	2,075	156	181	46.29	53.71
5	29	2017	2	17	334	16.10	148	2,075	241	93	72.16	27.84
7	14	2017	6	17	334	16.10	149	2,075	138	196	41.32	58.68
7	8	2017	7	17	333	16.05	150	2,075	192	141	57.66	42.34
7	14	2017	6	15	333	16.05	151	2,075	143	190	42.94	57.06
8	12	2017	7	13	333	16.05	152	2,075	174	159	52.25	47.75
8	27	2017	1	15	333	16.05	153	2,075	187	146	56.16	43.84
5	27	2017	7	14	332	16.00	154	2,075	123	209	37.05	62.95
6	11	2017	1	12	331	15.95	155	2,075	149	182	45.02	54.98
8	5	2017	7	11	331	15.95	156	2,075	132	199	39.88	60.12
7	9	2017	1	11	330	15.90	157	2,075	159	171	48.18	51.82
7	15	2017	7	18	330	15.90	158	2,075	219	111	66.36	33.64
8	12	2017	7	11	330	15.90	159	2,075	128	202	38.79	61.21
6	23	2017	6	17	329	15.86	160	2,075	128	201	38.91	61.09
6	30	2017	6	17	329	15.86	161	2,075	137	192	41.64	58.36
7	22	2017	7	11	328	15.81	162	2,075	151	177	46.04	53.96
5	27	2017	7	13	327	15.76	163	2,075	95	232	29.05	70.95
6	18	2017	1	18	326	15.71	164	2,075	172	154	52.76	47.24
7	28	2017	6	17	326	15.71	165	2,075	159	167	48.77	51.23
8	4	2017	6	14	326	15.71	166	2,075	143	183	43.87	56.13
7	14	2017	6	18	325	15.66	167	2,075	126	199	38.77	61.23
7	21	2017	6	13	324	15.61	168	2,075	155	169	47.84	52.16
8	20	2017	1	14	323	15.57	169	2,075	174	149	53.87	46.13

MO	DY	YR	DAY OF WK	HR	HR VOL	PERCENT OF AADT	HOUR NUMBER	AADT	EAST VOLUME	WEST VOLUME	PERCENT EAST IS OF TOTAL VOLUME	PERCENT WEST IS OF TOTAL VOLUME
6	23	2017	6	18	322	15.52	170	2,075	128	194	39.75	60.25
7	4	2017	3	12	322	15.52	171	2,075	152	170	47.20	52.80
7	28	2017	6	14	322	15.52	172	2,075	136	186	42.24	57.76
8	11	2017	6	18	321	15.47	173	2,075	148	173	46.11	53.89
7	3	2017	2	17	320	15.42	174	2,075	164	156	51.25	48.75
8	4	2017	6	15	320	15.42	175	2,075	149	171	46.56	53.44
8	4	2017	6	17	320	15.42	176	2,075	128	192	40.00	60.00
6	25	2017	1	19	319	15.37	177	2,075	181	138	56.74	43.26
7	29	2017	7	18	319	15.37	178	2,075	178	141	55.80	44.20
10	8	2017	1	13	319	15.37	179	2,075	160	159	50.16	49.84
6	23	2017	6	14	318	15.33	180	2,075	152	166	47.80	52.20
7	8	2017	7	18	317	15.28	181	2,075	180	137	56.78	43.22
10	15	2017	1	14	317	15.28	182	2,075	154	163	48.58	51.42
10	29	2017	1	15	317	15.28	183	2,075	173	144	54.57	45.43
6	17	2017	7	14	316	15.23	184	2,075	150	166	47.47	52.53
6	30	2017	6	14	316	15.23	185	2,075	121	195	38.29	61.71
7	22	2017	7	18	316	15.23	186	2,075	183	133	57.91	42.09
7	29	2017	7	11	316	15.23	187	2,075	113	203	35.76	64.24
8	11	2017	6	17	315	15.18	188	2,075	122	193	38.73	61.27
5	28	2017	1	16	314	15.13	189	2,075	183	131	58.28	41.72
7	21	2017	6	18	313	15.08	190	2,075	119	194	38.02	61.98
5	27	2017	7	15	312	15.04	191	2,075	136	176	43.59	56.41
7	16	2017	1	10	311	14.99	192	2,075	112	199	36.01	63.99
8	4	2017	6	16	311	14.99	193	2,075	135	176	43.41	56.59
7	21	2017	6	17	309	14.89	194	2,075	136	173	44.01	55.99
8	5	2017	7	14	309	14.89	195	2,075	126	183	40.78	59.22
8	20	2017	1	13	308	14.84	196	2,075	203	105	65.91	34.09
10	29	2017	1	13	308	14.84	197	2,075	163	145	52.92	47.08
6	17	2017	7	13	307	14.80	198	2,075	138	169	44.95	55.05
7	8	2017	7	11	307	14.80	199	2,075	125	182	40.72	59.28
5	28	2017	1	11	306	14.75	200	2,075	151	155	49.35	50.65





AADT= 3,390      K 30 FACTOR= 10.15      K 100 FACTOR= 9.68      K 200 FACTOR= 9.26      D 30 FACTOR= 72.67



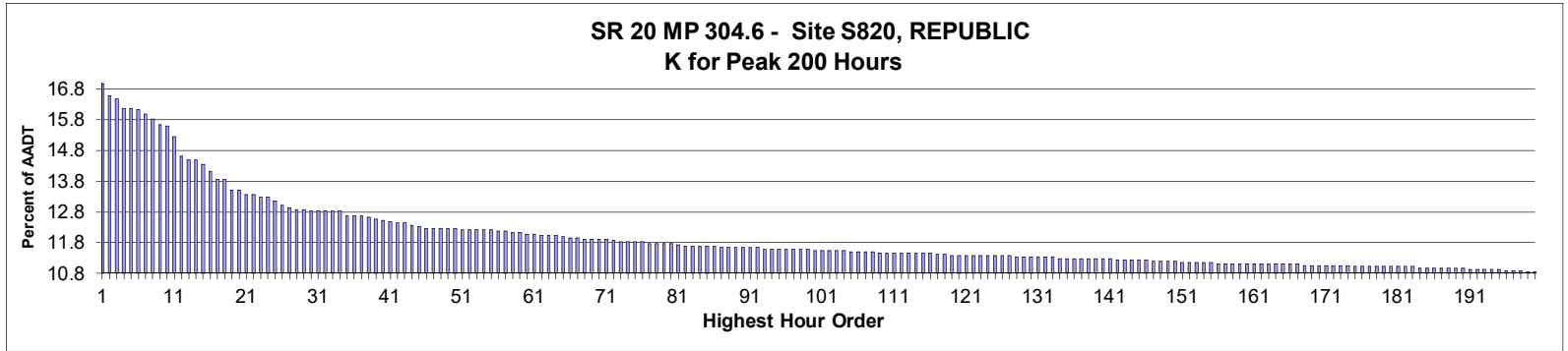
MO	DY	YR	DAY OF WK	HR	HR VOL	PERCENT OF AADT	HOUR NUMBER	AADT	NORTH VOLUME	SOUTH VOLUME	PERCENT NORTH IS OF TOTAL VOLUME	PERCENT SOUTH IS OF TOTAL VOLUME
5	25	2017	5	17	691	20.38	1	3,390	214	477	30.97	69.03
5	25	2017	5	16	545	16.08	2	3,390	162	383	29.72	70.28
5	25	2017	5	18	393	11.59	3	3,390	218	175	55.47	44.53
9	28	2017	5	18	370	10.91	4	3,390	268	102	72.43	27.57
5	3	2017	4	16	369	10.88	5	3,390	200	169	54.20	45.80
6	9	2017	6	17	360	10.62	6	3,390	206	154	57.22	42.78
5	25	2017	5	15	358	10.56	7	3,390	125	233	34.92	65.08
6	2	2017	6	17	358	10.56	8	3,390	217	141	60.61	39.39
6	2	2017	6	18	357	10.53	9	3,390	239	118	66.95	33.05
8	16	2017	4	17	357	10.53	10	3,390	234	123	65.55	34.45
10	31	2017	3	17	355	10.47	11	3,390	224	131	63.10	36.90
7	13	2017	5	18	354	10.44	12	3,390	250	104	70.62	29.38
7	27	2017	5	17	354	10.44	13	3,390	204	150	57.63	42.37
7	27	2017	5	16	351	10.35	14	3,390	177	174	50.43	49.57
9	12	2017	3	17	351	10.35	15	3,390	227	124	64.67	35.33
9	16	2017	7	12	351	10.35	16	3,390	153	198	43.59	56.41

MO	DY	YR	DAY OF WK	HR	HR VOL	PERCENT OF AADT	HOUR NUMBER	AADT	NORTH VOLUME	SOUTH VOLUME	PERCENT NORTH IS OF TOTAL VOLUME	PERCENT SOUTH IS OF TOTAL VOLUME
4	12	2017	4	17	349	10.29	17	3,390	219	130	62.75	37.25
4	14	2017	6	17	349	10.29	18	3,390	213	136	61.03	38.97
9	14	2017	5	18	349	10.29	19	3,390	240	109	68.77	31.23
9	29	2017	6	17	349	10.29	20	3,390	213	136	61.03	38.97
6	1	2017	5	17	348	10.27	21	3,390	214	134	61.49	38.51
9	23	2017	7	12	348	10.27	22	3,390	135	213	38.79	61.21
4	21	2017	6	18	346	10.21	23	3,390	203	143	58.67	41.33
6	3	2017	7	15	346	10.21	24	3,390	161	185	46.53	53.47
7	20	2017	5	17	346	10.21	25	3,390	210	136	60.69	39.31
9	22	2017	6	17	346	10.21	26	3,390	240	106	69.36	30.64
10	13	2017	6	16	345	10.18	27	3,390	202	143	58.55	41.45
10	24	2017	3	17	345	10.18	28	3,390	233	112	67.54	32.46
3	10	2017	6	17	344	10.15	29	3,390	212	132	61.63	38.37
8	22	2017	3	18	344	10.15	30	3,390	250	94	72.67	27.33
9	16	2017	7	15	344	10.15	31	3,390	159	185	46.22	53.78
10	31	2017	3	18	344	10.15	32	3,390	207	137	60.17	39.83
5	10	2017	4	16	343	10.12	33	3,390	187	156	54.52	45.48
7	6	2017	5	18	343	10.12	34	3,390	214	129	62.39	37.61
4	12	2017	4	18	342	10.09	35	3,390	246	96	71.93	28.07
5	5	2017	6	17	342	10.09	36	3,390	230	112	67.25	32.75
5	19	2017	6	18	342	10.09	37	3,390	213	129	62.28	37.72
10	5	2017	5	17	342	10.09	38	3,390	224	118	65.50	34.50
10	24	2017	3	18	342	10.09	39	3,390	235	107	68.71	31.29
4	13	2017	5	18	341	10.06	40	3,390	215	126	63.05	36.95
5	24	2017	4	16	341	10.06	41	3,390	199	142	58.36	41.64
5	26	2017	6	17	341	10.06	42	3,390	186	155	54.55	45.45
6	5	2017	2	18	341	10.06	43	3,390	240	101	70.38	29.62
10	4	2017	4	18	341	10.06	44	3,390	239	102	70.09	29.91
10	19	2017	5	18	341	10.06	45	3,390	256	85	75.07	24.93
5	5	2017	6	18	340	10.03	46	3,390	215	125	63.24	36.76
7	28	2017	6	17	340	10.03	47	3,390	200	140	58.82	41.18
8	29	2017	3	18	340	10.03	48	3,390	256	84	75.29	24.71
9	8	2017	6	18	340	10.03	49	3,390	215	125	63.24	36.76
5	10	2017	4	18	339	10.00	50	3,390	221	118	65.19	34.81
7	25	2017	3	17	339	10.00	51	3,390	210	129	61.95	38.05
9	23	2017	7	13	339	10.00	52	3,390	163	176	48.08	51.92
9	29	2017	6	18	339	10.00	53	3,390	229	110	67.55	32.45
5	9	2017	3	18	338	9.97	54	3,390	231	107	68.34	31.66
10	13	2017	6	18	338	9.97	55	3,390	221	117	65.38	34.62
12	12	2017	3	17	338	9.97	56	3,390	226	112	66.86	33.14
6	30	2017	6	17	337	9.94	57	3,390	199	138	59.05	40.95
7	18	2017	3	17	337	9.94	58	3,390	232	105	68.84	31.16
7	18	2017	3	18	337	9.94	59	3,390	210	127	62.31	37.69
8	22	2017	3	17	337	9.94	60	3,390	227	110	67.36	32.64
8	25	2017	6	17	337	9.94	61	3,390	208	129	61.72	38.28
10	3	2017	3	17	337	9.94	62	3,390	205	132	60.83	39.17
10	4	2017	4	17	337	9.94	63	3,390	201	136	59.64	40.36
10	26	2017	5	18	337	9.94	64	3,390	219	118	64.99	35.01
4	20	2017	5	17	336	9.91	65	3,390	202	134	60.12	39.88
5	30	2017	3	18	336	9.91	66	3,390	252	84	75.00	25.00
5	12	2017	6	18	335	9.88	67	3,390	206	129	61.49	38.51

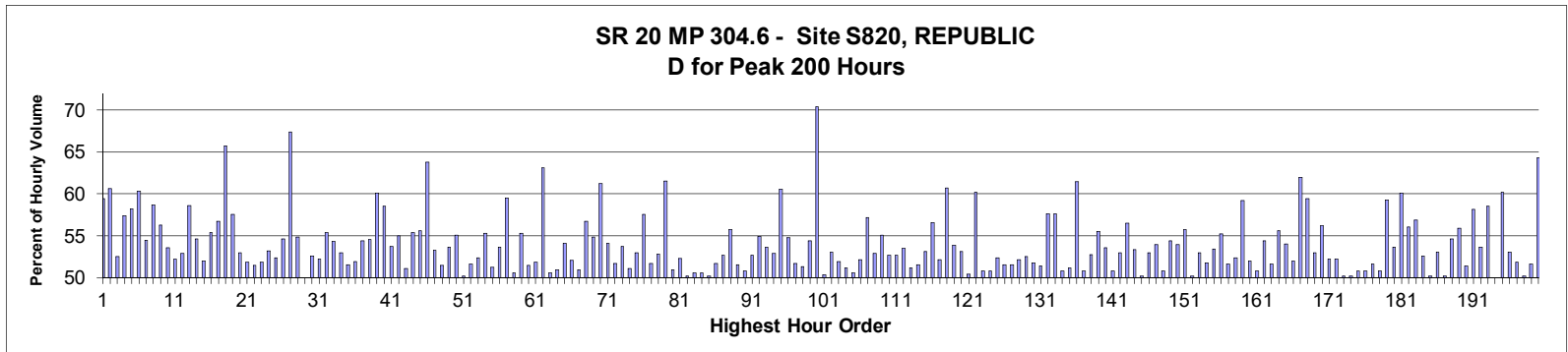
MO	DY	YR	DAY OF WK	HR	HR VOL	PERCENT OF AADT	HOUR NUMBER	AADT	NORTH VOLUME	SOUTH VOLUME	PERCENT NORTH IS OF TOTAL VOLUME	PERCENT SOUTH IS OF TOTAL VOLUME
6	1	2017	5	18	335	9.88	68	3,390	241	94	71.94	28.06
7	13	2017	5	17	335	9.88	69	3,390	221	114	65.97	34.03
1	27	2017	6	17	334	9.85	70	3,390	208	126	62.28	37.72
6	12	2017	2	17	334	9.85	71	3,390	216	118	64.67	35.33
6	30	2017	6	16	334	9.85	72	3,390	194	140	58.08	41.92
4	17	2017	2	16	333	9.82	73	3,390	191	142	57.36	42.64
5	17	2017	4	17	333	9.82	74	3,390	232	101	69.67	30.33
10	6	2017	6	18	333	9.82	75	3,390	218	115	65.47	34.53
3	30	2017	5	17	332	9.79	76	3,390	212	120	63.86	36.14
4	21	2017	6	17	332	9.79	77	3,390	198	134	59.64	40.36
5	8	2017	2	18	332	9.79	78	3,390	234	98	70.48	29.52
5	17	2017	4	18	332	9.79	79	3,390	217	115	65.36	34.64
8	7	2017	2	18	332	9.79	80	3,390	232	100	69.88	30.12
9	30	2017	7	12	332	9.79	81	3,390	146	186	43.98	56.02
3	3	2017	6	17	331	9.76	82	3,390	207	124	62.54	37.46
5	26	2017	6	14	331	9.76	83	3,390	179	152	54.08	45.92
6	2	2017	6	16	331	9.76	84	3,390	190	141	57.40	42.60
6	7	2017	4	18	331	9.76	85	3,390	219	112	66.16	33.84
7	31	2017	2	17	331	9.76	86	3,390	204	127	61.63	38.37
8	1	2017	3	17	331	9.76	87	3,390	216	115	65.26	34.74
9	8	2017	6	17	331	9.76	88	3,390	205	126	61.93	38.07
10	3	2017	3	18	331	9.76	89	3,390	250	81	75.53	24.47
10	19	2017	5	17	331	9.76	90	3,390	228	103	68.88	31.12
6	27	2017	3	18	330	9.73	91	3,390	219	111	66.36	33.64
8	18	2017	6	16	330	9.73	92	3,390	195	135	59.09	40.91
8	21	2017	2	18	330	9.73	93	3,390	231	99	70.00	30.00
9	15	2017	6	17	330	9.73	94	3,390	205	125	62.12	37.88
9	19	2017	3	18	330	9.73	95	3,390	229	101	69.39	30.61
10	12	2017	5	17	330	9.73	96	3,390	218	112	66.06	33.94
10	25	2017	4	17	330	9.73	97	3,390	211	119	63.94	36.06
7	6	2017	5	17	329	9.71	98	3,390	203	126	61.70	38.30
10	5	2017	5	18	329	9.71	99	3,390	220	109	66.87	33.13
3	31	2017	6	17	328	9.68	100	3,390	199	129	60.67	39.33
5	3	2017	4	18	328	9.68	101	3,390	224	104	68.29	31.71
5	9	2017	3	17	328	9.68	102	3,390	198	130	60.37	39.63
5	10	2017	4	17	328	9.68	103	3,390	198	130	60.37	39.63
5	26	2017	6	18	328	9.68	104	3,390	216	112	65.85	34.15
7	6	2017	5	16	328	9.68	105	3,390	203	125	61.89	38.11
8	20	2017	1	17	328	9.68	106	3,390	131	197	39.94	60.06
6	5	2017	2	17	327	9.65	107	3,390	208	119	63.61	36.39
6	27	2017	3	17	327	9.65	108	3,390	216	111	66.06	33.94
8	31	2017	5	17	327	9.65	109	3,390	230	97	70.34	29.66
10	18	2017	4	17	327	9.65	110	3,390	222	105	67.89	32.11
11	17	2017	6	17	327	9.65	111	3,390	210	117	64.22	35.78
4	18	2017	3	18	326	9.62	112	3,390	239	87	73.31	26.69
6	9	2017	6	18	326	9.62	113	3,390	229	97	70.25	29.75
6	16	2017	6	16	326	9.62	114	3,390	182	144	55.83	44.17
8	21	2017	2	20	326	9.62	115	3,390	266	60	81.60	18.40
9	11	2017	2	18	326	9.62	116	3,390	222	104	68.10	31.90
10	16	2017	2	17	326	9.62	117	3,390	213	113	65.34	34.66
10	20	2017	6	17	326	9.62	118	3,390	208	118	63.80	36.20

MO	DY	YR	DAY OF WK	HR	HR VOL	PERCENT OF AADT	HOUR NUMBER	AADT	NORTH VOLUME	SOUTH VOLUME	PERCENT NORTH IS OF TOTAL VOLUME	PERCENT SOUTH IS OF TOTAL VOLUME
6	30	2017	6	14	325	9.59	119	3,390	162	163	49.85	50.15
7	11	2017	3	17	325	9.59	120	3,390	210	115	64.62	35.38
7	27	2017	5	15	325	9.59	121	3,390	142	183	43.69	56.31
9	13	2017	4	15	325	9.59	122	3,390	165	160	50.77	49.23
9	22	2017	6	18	325	9.59	123	3,390	212	113	65.23	34.77
4	19	2017	4	16	324	9.56	124	3,390	185	139	57.10	42.90
7	21	2017	6	17	324	9.56	125	3,390	205	119	63.27	36.73
8	24	2017	5	18	324	9.56	126	3,390	216	108	66.67	33.33
10	17	2017	3	18	324	9.56	127	3,390	222	102	68.52	31.48
12	5	2017	3	18	324	9.56	128	3,390	233	91	71.91	28.09
7	3	2017	2	17	323	9.53	129	3,390	193	130	59.75	40.25
8	10	2017	5	18	323	9.53	130	3,390	216	107	66.87	33.13
8	28	2017	2	18	323	9.53	131	3,390	229	94	70.90	29.10
9	21	2017	5	17	323	9.53	132	3,390	217	106	67.18	32.82
10	7	2017	7	14	323	9.53	133	3,390	154	169	47.68	52.32
10	16	2017	2	16	323	9.53	134	3,390	182	141	56.35	43.65
10	27	2017	6	18	323	9.53	135	3,390	214	109	66.25	33.75
4	26	2017	4	18	322	9.50	136	3,390	219	103	68.01	31.99
6	6	2017	3	17	322	9.50	137	3,390	195	127	60.56	39.44
7	1	2017	7	17	322	9.50	138	3,390	181	141	56.21	43.79
9	1	2017	6	17	322	9.50	139	3,390	206	116	63.98	36.02
9	1	2017	6	18	322	9.50	140	3,390	206	116	63.98	36.02
11	27	2017	2	17	322	9.50	141	3,390	206	116	63.98	36.02
3	31	2017	6	18	321	9.47	142	3,390	209	112	65.11	34.89
5	26	2017	6	16	321	9.47	143	3,390	179	142	55.76	44.24
10	13	2017	6	17	321	9.47	144	3,390	203	118	63.24	36.76
10	16	2017	2	18	321	9.47	145	3,390	235	86	73.21	26.79
10	17	2017	3	17	321	9.47	146	3,390	227	94	70.72	29.28
10	27	2017	6	17	321	9.47	147	3,390	206	115	64.17	35.83
4	17	2017	2	17	320	9.44	148	3,390	210	110	65.63	34.38
4	21	2017	6	16	320	9.44	149	3,390	203	117	63.44	36.56
5	23	2017	3	17	320	9.44	150	3,390	197	123	61.56	38.44
5	24	2017	4	18	320	9.44	151	3,390	213	107	66.56	33.44
6	1	2017	5	16	320	9.44	152	3,390	179	141	55.94	44.06
6	13	2017	3	18	320	9.44	153	3,390	220	100	68.75	31.25
9	13	2017	4	18	320	9.44	154	3,390	219	101	68.44	31.56
9	16	2017	7	13	320	9.44	155	3,390	156	164	48.75	51.25
9	26	2017	3	18	320	9.44	156	3,390	232	88	72.50	27.50
9	27	2017	4	18	320	9.44	157	3,390	201	119	62.81	37.19
5	3	2017	4	17	319	9.41	158	3,390	205	114	64.26	35.74
5	24	2017	4	17	319	9.41	159	3,390	195	124	61.13	38.87
6	7	2017	4	16	319	9.41	160	3,390	176	143	55.17	44.83
7	30	2017	1	14	319	9.41	161	3,390	165	154	51.72	48.28
8	18	2017	6	15	319	9.41	162	3,390	181	138	56.74	43.26
9	16	2017	7	14	319	9.41	163	3,390	162	157	50.78	49.22
9	23	2017	7	15	319	9.41	164	3,390	168	151	52.66	47.34
11	3	2017	6	17	319	9.41	165	3,390	207	112	64.89	35.11
3	27	2017	2	17	318	9.38	166	3,390	198	120	62.26	37.74
4	4	2017	3	18	318	9.38	167	3,390	223	95	70.13	29.87
5	22	2017	2	18	318	9.38	168	3,390	222	96	69.81	30.19
6	17	2017	7	12	318	9.38	169	3,390	148	170	46.54	53.46

MO	DY	YR	DAY OF WK	HR	HR VOL	PERCENT OF AADT	HOUR NUMBER	AADT	NORTH VOLUME	SOUTH VOLUME	PERCENT NORTH IS OF TOTAL VOLUME	PERCENT SOUTH IS OF TOTAL VOLUME
6	22	2017	5	16	318	9.38	170	3,390	191	127	60.06	39.94
8	23	2017	4	18	318	9.38	171	3,390	216	102	67.92	32.08
10	3	2017	3	16	318	9.38	172	3,390	197	121	61.95	38.05
11	1	2017	4	18	318	9.38	173	3,390	220	98	69.18	30.82
12	21	2017	5	17	318	9.38	174	3,390	206	112	64.78	35.22
5	26	2017	6	15	317	9.35	175	3,390	183	134	57.73	42.27
6	17	2017	7	15	317	9.35	176	3,390	155	162	48.90	51.10
7	14	2017	6	18	317	9.35	177	3,390	193	124	60.88	39.12
7	27	2017	5	14	317	9.35	178	3,390	113	204	35.65	64.35
9	6	2017	4	18	317	9.35	179	3,390	220	97	69.40	30.60
9	7	2017	5	18	317	9.35	180	3,390	236	81	74.45	25.55
9	21	2017	5	18	317	9.35	181	3,390	217	100	68.45	31.55
12	1	2017	6	16	317	9.35	182	3,390	186	131	58.68	41.32
12	8	2017	6	17	317	9.35	183	3,390	196	121	61.83	38.17
3	31	2017	6	16	316	9.32	184	3,390	183	133	57.91	42.09
5	19	2017	6	16	316	9.32	185	3,390	184	132	58.23	41.77
6	7	2017	4	17	316	9.32	186	3,390	184	132	58.23	41.77
6	19	2017	2	17	316	9.32	187	3,390	192	124	60.76	39.24
6	22	2017	5	17	316	9.32	188	3,390	205	111	64.87	35.13
7	3	2017	2	13	316	9.32	189	3,390	160	156	50.63	49.37
8	11	2017	6	18	316	9.32	190	3,390	208	108	65.82	34.18
8	21	2017	2	16	316	9.32	191	3,390	214	102	67.72	32.28
9	30	2017	7	14	316	9.32	192	3,390	159	157	50.32	49.68
10	23	2017	2	17	316	9.32	193	3,390	215	101	68.04	31.96
4	20	2017	5	16	315	9.29	194	3,390	176	139	55.87	44.13
4	20	2017	5	18	315	9.29	195	3,390	217	98	68.89	31.11
7	7	2017	6	17	315	9.29	196	3,390	206	109	65.40	34.60
7	24	2017	2	18	315	9.29	197	3,390	203	112	64.44	35.56
9	1	2017	6	16	315	9.29	198	3,390	206	109	65.40	34.60
9	16	2017	7	11	315	9.29	199	3,390	131	184	41.59	58.41
3	1	2017	4	18	314	9.26	200	3,390	209	105	66.56	33.44



**AADT= 2,251      K 30 FACTOR= 12.84      K 100 FACTOR= 11.55      K 200 FACTOR= 10.84      D 30 FACTOR= 52.60**



MO	DY	YR	DAY OF WK	HR	HR VOL	PERCENT OF AADT	HOUR NUMBER	AADT	EAST VOLUME	WEST VOLUME	PERCENT EAST IS OF TOTAL VOLUME	PERCENT WEST IS OF TOTAL VOLUME
7	16	2017	1	13	382	16.97	1	2,251	227	155	59.42	40.58
9	2	2017	7	12	373	16.57	2	2,251	226	147	60.59	39.41
9	1	2017	6	17	371	16.48	3	2,251	195	176	52.56	47.44
9	1	2017	6	12	364	16.17	4	2,251	209	155	57.42	42.58
9	1	2017	6	14	364	16.17	5	2,251	212	152	58.24	41.76
9	2	2017	7	17	363	16.13	6	2,251	144	219	39.67	60.33
9	1	2017	6	13	360	15.99	7	2,251	196	164	54.44	45.56
9	2	2017	7	13	356	15.82	8	2,251	209	147	58.71	41.29
9	2	2017	7	14	352	15.64	9	2,251	198	154	56.25	43.75
9	1	2017	6	16	351	15.59	10	2,251	188	163	53.56	46.44
9	2	2017	7	15	343	15.24	11	2,251	179	164	52.19	47.81
9	2	2017	7	18	329	14.62	12	2,251	155	174	47.11	52.89
9	1	2017	6	18	326	14.48	13	2,251	191	135	58.59	41.41
9	2	2017	7	16	326	14.48	14	2,251	148	178	45.40	54.60
9	1	2017	6	15	323	14.35	15	2,251	168	155	52.01	47.99
9	1	2017	6	11	318	14.13	16	2,251	176	142	55.35	44.65

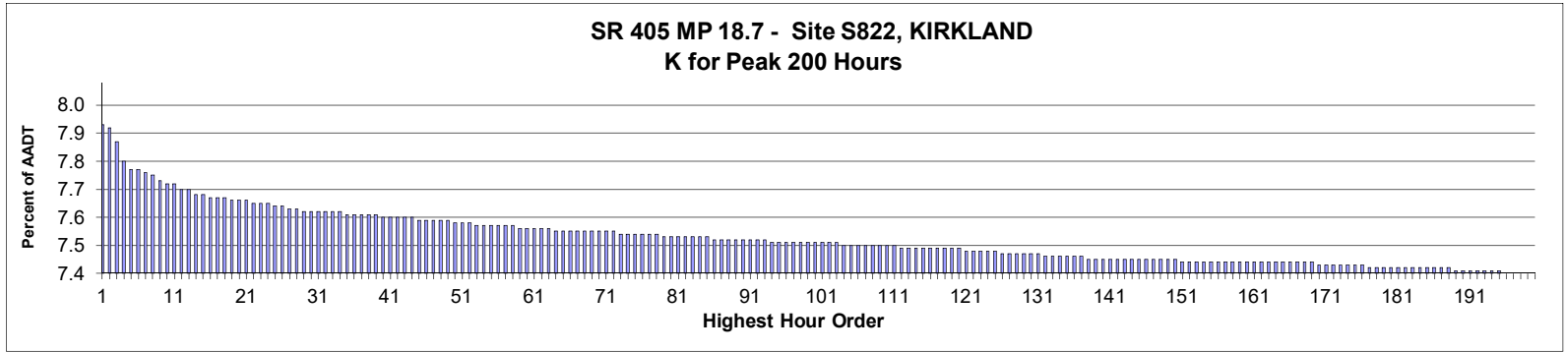
MO	DY	YR	DAY OF WK	HR	HR VOL	PERCENT OF AADT	HOUR NUMBER	AADT	EAST VOLUME	WEST VOLUME	PERCENT EAST IS OF TOTAL VOLUME	PERCENT WEST IS OF TOTAL VOLUME
7	15	2017	7	12	312	13.86	17	2,251	135	177	43.27	56.73
9	3	2017	1	18	312	13.86	18	2,251	107	205	34.29	65.71
9	3	2017	1	13	304	13.51	19	2,251	175	129	57.57	42.43
9	3	2017	1	14	304	13.51	20	2,251	161	143	52.96	47.04
7	16	2017	1	14	301	13.37	21	2,251	145	156	48.17	51.83
9	2	2017	7	11	301	13.37	22	2,251	155	146	51.50	48.50
7	21	2017	6	13	299	13.28	23	2,251	155	144	51.84	48.16
10	13	2017	6	14	299	13.28	24	2,251	159	140	53.18	46.82
7	21	2017	6	17	296	13.15	25	2,251	155	141	52.36	47.64
10	13	2017	6	15	293	13.02	26	2,251	160	133	54.61	45.39
7	15	2017	7	13	291	12.93	27	2,251	95	196	32.65	67.35
7	3	2017	2	11	290	12.88	28	2,251	131	159	45.17	54.83
7	3	2017	2	13	290	12.88	29	2,251	145	145	50.00	50.00
7	26	2017	4	12	289	12.84	30	2,251	137	152	47.40	52.60
8	25	2017	6	17	289	12.84	31	2,251	138	151	47.75	52.25
8	30	2017	4	15	289	12.84	32	2,251	129	160	44.64	55.36
9	1	2017	6	10	289	12.84	33	2,251	132	157	45.67	54.33
9	8	2017	6	14	289	12.84	34	2,251	153	136	52.94	47.06
6	30	2017	6	13	285	12.66	35	2,251	138	147	48.42	51.58
7	28	2017	6	13	285	12.66	36	2,251	148	137	51.93	48.07
10	20	2017	6	14	285	12.66	37	2,251	130	155	45.61	54.39
8	31	2017	5	12	284	12.62	38	2,251	155	129	54.58	45.42
10	13	2017	6	13	283	12.57	39	2,251	170	113	60.07	39.93
9	29	2017	6	14	282	12.53	40	2,251	165	117	58.51	41.49
7	5	2017	4	12	281	12.48	41	2,251	130	151	46.26	53.74
7	15	2017	7	14	280	12.44	42	2,251	126	154	45.00	55.00
7	21	2017	6	14	280	12.44	43	2,251	143	137	51.07	48.93
8	31	2017	5	15	278	12.35	44	2,251	124	154	44.60	55.40
8	23	2017	4	13	277	12.31	45	2,251	123	154	44.40	55.60
6	3	2017	7	13	276	12.26	46	2,251	100	176	36.23	63.77
8	2	2017	4	13	276	12.26	47	2,251	147	129	53.26	46.74
8	30	2017	4	17	276	12.26	48	2,251	134	142	48.55	51.45
8	31	2017	5	13	276	12.26	49	2,251	148	128	53.62	46.38
10	20	2017	6	16	276	12.26	50	2,251	124	152	44.93	55.07
6	23	2017	6	13	275	12.22	51	2,251	138	137	50.18	49.82
6	30	2017	6	15	275	12.22	52	2,251	133	142	48.36	51.64
8	16	2017	4	14	275	12.22	53	2,251	144	131	52.36	47.64
10	13	2017	6	17	275	12.22	54	2,251	152	123	55.27	44.73
10	20	2017	6	17	275	12.22	55	2,251	141	134	51.27	48.73
6	2	2017	6	17	274	12.17	56	2,251	147	127	53.65	46.35
10	17	2017	3	16	274	12.17	57	2,251	163	111	59.49	40.51
7	3	2017	2	16	273	12.13	58	2,251	135	138	49.45	50.55
10	20	2017	6	12	273	12.13	59	2,251	122	151	44.69	55.31
8	4	2017	6	13	272	12.08	60	2,251	132	140	48.53	51.47
8	31	2017	5	11	272	12.08	61	2,251	131	141	48.16	51.84
7	16	2017	1	15	271	12.04	62	2,251	100	171	36.90	63.10
7	20	2017	5	15	271	12.04	63	2,251	137	134	50.55	49.45
8	7	2017	2	14	271	12.04	64	2,251	138	133	50.92	49.08
7	5	2017	4	14	270	11.99	65	2,251	124	146	45.93	54.07
6	30	2017	6	12	269	11.95	66	2,251	140	129	52.04	47.96
9	3	2017	1	11	269	11.95	67	2,251	137	132	50.93	49.07

MO	DY	YR	DAY OF WK	HR	HR VOL	PERCENT OF AADT	HOUR NUMBER	AADT	EAST VOLUME	WEST VOLUME	PERCENT EAST IS OF TOTAL VOLUME	PERCENT WEST IS OF TOTAL VOLUME
7	20	2017	5	17	268	11.91	68	2,251	152	116	56.72	43.28
7	31	2017	2	15	268	11.91	69	2,251	147	121	54.85	45.15
8	5	2017	7	11	268	11.91	70	2,251	104	164	38.81	61.19
8	8	2017	3	12	268	11.91	71	2,251	123	145	45.90	54.10
8	1	2017	3	15	267	11.86	72	2,251	138	129	51.69	48.31
6	20	2017	3	17	266	11.82	73	2,251	143	123	53.76	46.24
6	21	2017	4	17	266	11.82	74	2,251	130	136	48.87	51.13
7	18	2017	3	14	266	11.82	75	2,251	141	125	53.01	46.99
8	7	2017	2	15	266	11.82	76	2,251	153	113	57.52	42.48
6	21	2017	4	14	265	11.77	77	2,251	128	137	48.30	51.70
7	1	2017	7	13	265	11.77	78	2,251	125	140	47.17	52.83
7	31	2017	2	13	265	11.77	79	2,251	102	163	38.49	61.51
8	4	2017	6	12	265	11.77	80	2,251	135	130	50.94	49.06
8	30	2017	4	16	264	11.73	81	2,251	138	126	52.27	47.73
6	21	2017	4	13	263	11.68	82	2,251	131	132	49.81	50.19
7	14	2017	6	14	263	11.68	83	2,251	133	130	50.57	49.43
7	28	2017	6	14	263	11.68	84	2,251	130	133	49.43	50.57
8	4	2017	6	14	263	11.68	85	2,251	131	132	49.81	50.19
8	10	2017	5	13	263	11.68	86	2,251	127	136	48.29	51.71
6	8	2017	5	13	262	11.64	87	2,251	138	124	52.67	47.33
7	14	2017	6	15	262	11.64	88	2,251	146	116	55.73	44.27
8	10	2017	5	14	262	11.64	89	2,251	127	135	48.47	51.53
8	30	2017	4	14	262	11.64	90	2,251	133	129	50.76	49.24
9	15	2017	6	14	262	11.64	91	2,251	138	124	52.67	47.33
10	18	2017	4	11	262	11.64	92	2,251	118	144	45.04	54.96
7	5	2017	4	13	261	11.59	93	2,251	121	140	46.36	53.64
7	21	2017	6	16	261	11.59	94	2,251	138	123	52.87	47.13
9	4	2017	2	12	261	11.59	95	2,251	103	158	39.46	60.54
9	8	2017	6	15	261	11.59	96	2,251	118	143	45.21	54.79
9	29	2017	6	13	261	11.59	97	2,251	135	126	51.72	48.28
10	20	2017	6	13	261	11.59	98	2,251	127	134	48.66	51.34
10	23	2017	2	13	261	11.59	99	2,251	142	119	54.41	45.59
6	10	2017	7	12	260	11.55	100	2,251	77	183	29.62	70.38
7	11	2017	3	16	260	11.55	101	2,251	129	131	49.62	50.38
7	13	2017	5	12	260	11.55	102	2,251	122	138	46.92	53.08
7	26	2017	4	13	260	11.55	103	2,251	125	135	48.08	51.92
10	18	2017	4	12	260	11.55	104	2,251	133	127	51.15	48.85
8	30	2017	4	13	259	11.51	105	2,251	128	131	49.42	50.58
10	13	2017	6	16	259	11.51	106	2,251	124	135	47.88	52.12
10	17	2017	3	15	259	11.51	107	2,251	148	111	57.14	42.86
10	17	2017	3	17	259	11.51	108	2,251	137	122	52.90	47.10
6	28	2017	4	13	258	11.46	109	2,251	116	142	44.96	55.04
6	30	2017	6	14	258	11.46	110	2,251	136	122	52.71	47.29
7	3	2017	2	12	258	11.46	111	2,251	122	136	47.29	52.71
8	4	2017	6	16	258	11.46	112	2,251	138	120	53.49	46.51
8	18	2017	6	14	258	11.46	113	2,251	132	126	51.16	48.84
8	31	2017	5	14	258	11.46	114	2,251	133	125	51.55	48.45
10	6	2017	6	14	258	11.46	115	2,251	137	121	53.10	46.90
10	20	2017	6	15	258	11.46	116	2,251	112	146	43.41	56.59
7	14	2017	6	13	257	11.42	117	2,251	134	123	52.14	47.86
7	15	2017	7	15	257	11.42	118	2,251	101	156	39.30	60.70

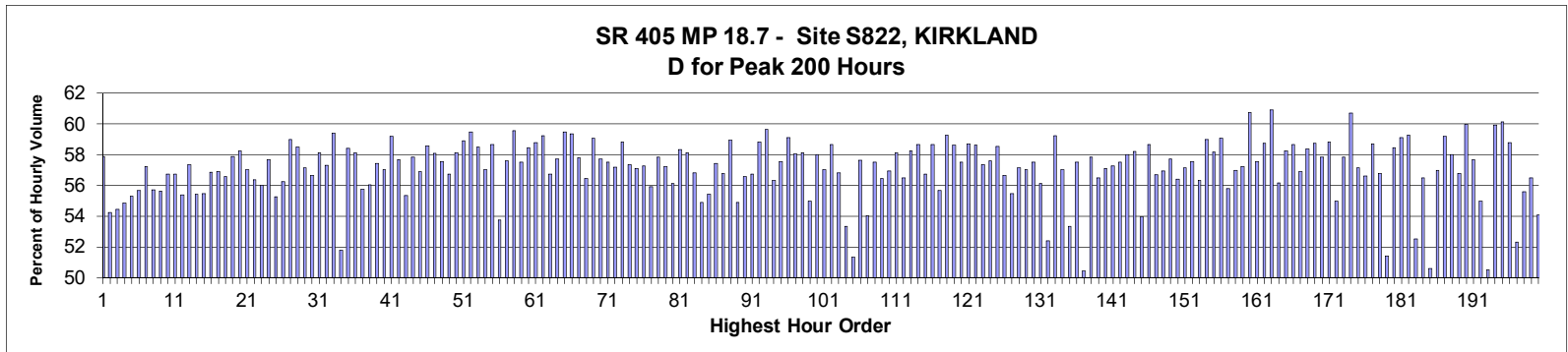


MO	DY	YR	DAY OF WK	HR	HR VOL	PERCENT OF AADT	HOUR NUMBER	AADT	EAST VOLUME	WEST VOLUME	PERCENT EAST IS OF TOTAL VOLUME	PERCENT WEST IS OF TOTAL VOLUME
6	2	2017	6	16	256	11.37	119	2,251	138	118	53.91	46.09
7	17	2017	2	13	256	11.37	120	2,251	120	136	46.88	53.13
7	31	2017	2	12	256	11.37	121	2,251	127	129	49.61	50.39
8	6	2017	1	13	256	11.37	122	2,251	102	154	39.84	60.16
8	18	2017	6	12	256	11.37	123	2,251	126	130	49.22	50.78
8	28	2017	2	15	256	11.37	124	2,251	130	126	50.78	49.22
8	31	2017	5	16	256	11.37	125	2,251	134	122	52.34	47.66
9	7	2017	5	15	256	11.37	126	2,251	132	124	51.56	48.44
10	16	2017	2	17	256	11.37	127	2,251	132	124	51.56	48.44
7	17	2017	2	11	255	11.33	128	2,251	133	122	52.16	47.84
7	20	2017	5	12	255	11.33	129	2,251	121	134	47.45	52.55
7	26	2017	4	15	255	11.33	130	2,251	132	123	51.76	48.24
8	28	2017	2	14	255	11.33	131	2,251	124	131	48.63	51.37
9	15	2017	6	16	255	11.33	132	2,251	147	108	57.65	42.35
10	16	2017	2	16	255	11.33	133	2,251	147	108	57.65	42.35
6	23	2017	6	16	254	11.28	134	2,251	125	129	49.21	50.79
7	3	2017	2	14	254	11.28	135	2,251	130	124	51.18	48.82
7	16	2017	1	12	254	11.28	136	2,251	156	98	61.42	38.58
7	21	2017	6	12	254	11.28	137	2,251	125	129	49.21	50.79
8	25	2017	6	14	254	11.28	138	2,251	120	134	47.24	52.76
9	8	2017	6	17	254	11.28	139	2,251	141	113	55.51	44.49
10	16	2017	2	12	254	11.28	140	2,251	118	136	46.46	53.54
10	16	2017	2	13	254	11.28	141	2,251	129	125	50.79	49.21
6	2	2017	6	14	253	11.24	142	2,251	134	119	52.96	47.04
7	14	2017	6	16	253	11.24	143	2,251	143	110	56.52	43.48
8	2	2017	4	11	253	11.24	144	2,251	118	135	46.64	53.36
8	14	2017	2	14	253	11.24	145	2,251	127	126	50.20	49.80
10	16	2017	2	15	253	11.24	146	2,251	134	119	52.96	47.04
6	2	2017	6	13	252	11.20	147	2,251	136	116	53.97	46.03
7	7	2017	6	17	252	11.20	148	2,251	128	124	50.79	49.21
7	20	2017	5	16	252	11.20	149	2,251	137	115	54.37	45.63
10	12	2017	5	15	252	11.20	150	2,251	136	116	53.97	46.03
7	17	2017	2	12	251	11.15	151	2,251	111	140	44.22	55.78
7	20	2017	5	14	251	11.15	152	2,251	126	125	50.20	49.80
8	31	2017	5	17	251	11.15	153	2,251	133	118	52.99	47.01
8	31	2017	5	18	251	11.15	154	2,251	130	121	51.79	48.21
9	5	2017	3	11	251	11.15	155	2,251	117	134	46.61	53.39
6	5	2017	2	11	250	11.11	156	2,251	112	138	44.80	55.20
7	5	2017	4	11	250	11.11	157	2,251	129	121	51.60	48.40
7	7	2017	6	14	250	11.11	158	2,251	119	131	47.60	52.40
7	10	2017	2	13	250	11.11	159	2,251	148	102	59.20	40.80
7	13	2017	5	13	250	11.11	160	2,251	120	130	48.00	52.00
7	14	2017	6	11	250	11.11	161	2,251	123	127	49.20	50.80
7	14	2017	6	17	250	11.11	162	2,251	136	114	54.40	45.60
7	20	2017	5	13	250	11.11	163	2,251	121	129	48.40	51.60
7	24	2017	2	12	250	11.11	164	2,251	111	139	44.40	55.60
7	24	2017	2	14	250	11.11	165	2,251	115	135	46.00	54.00
7	28	2017	6	15	250	11.11	166	2,251	120	130	48.00	52.00
9	2	2017	7	10	250	11.11	167	2,251	155	95	62.00	38.00
7	15	2017	7	11	249	11.06	168	2,251	101	148	40.56	59.44
7	24	2017	2	13	249	11.06	169	2,251	132	117	53.01	46.99

MO	DY	YR	DAY OF WK	HR	HR VOL	PERCENT OF AADT	HOUR NUMBER	AADT	EAST VOLUME	WEST VOLUME	PERCENT	PERCENT
											EAST IS OF TOTAL VOLUME	WEST IS OF TOTAL VOLUME
7	27	2017	5	16	249	11.06	170	2,251	140	109	56.22	43.78
8	14	2017	2	13	249	11.06	171	2,251	130	119	52.21	47.79
9	5	2017	3	16	249	11.06	172	2,251	119	130	47.79	52.21
10	6	2017	6	16	249	11.06	173	2,251	124	125	49.80	50.20
10	19	2017	5	14	249	11.06	174	2,251	125	124	50.20	49.80
6	23	2017	6	14	248	11.02	175	2,251	126	122	50.81	49.19
6	27	2017	3	13	248	11.02	176	2,251	122	126	49.19	50.81
7	6	2017	5	13	248	11.02	177	2,251	120	128	48.39	51.61
8	3	2017	5	13	248	11.02	178	2,251	122	126	49.19	50.81
8	4	2017	6	17	248	11.02	179	2,251	147	101	59.27	40.73
8	30	2017	4	18	248	11.02	180	2,251	133	115	53.63	46.37
9	3	2017	1	17	248	11.02	181	2,251	99	149	39.92	60.08
9	5	2017	3	12	248	11.02	182	2,251	109	139	43.95	56.05
10	3	2017	3	15	248	11.02	183	2,251	141	107	56.85	43.15
6	9	2017	6	14	247	10.97	184	2,251	130	117	52.63	47.37
7	10	2017	2	12	247	10.97	185	2,251	123	124	49.80	50.20
8	1	2017	3	13	247	10.97	186	2,251	131	116	53.04	46.96
8	11	2017	6	14	247	10.97	187	2,251	124	123	50.20	49.80
8	17	2017	5	14	247	10.97	188	2,251	135	112	54.66	45.34
8	18	2017	6	13	247	10.97	189	2,251	138	109	55.87	44.13
8	25	2017	6	16	247	10.97	190	2,251	120	127	48.58	51.42
6	5	2017	2	17	246	10.93	191	2,251	143	103	58.13	41.87
6	30	2017	6	17	246	10.93	192	2,251	132	114	53.66	46.34
7	17	2017	2	14	246	10.93	193	2,251	144	102	58.54	41.46
10	16	2017	2	14	246	10.93	194	2,251	123	123	50.00	50.00
10	20	2017	6	11	246	10.93	195	2,251	98	148	39.84	60.16
6	16	2017	6	13	245	10.88	196	2,251	130	115	53.06	46.94
8	9	2017	4	14	245	10.88	197	2,251	127	118	51.84	48.16
8	15	2017	3	15	245	10.88	198	2,251	123	122	50.20	49.80
6	2	2017	6	15	244	10.84	199	2,251	126	118	51.64	48.36
6	10	2017	7	11	244	10.84	200	2,251	87	157	35.66	64.34



**AADT=** 210,374     
**K 30 FACTOR=** 7.64     
**K 100 FACTOR=** 7.53     
**K 200 FACTOR=** 7.42     
**D 30 FACTOR=** 56.67



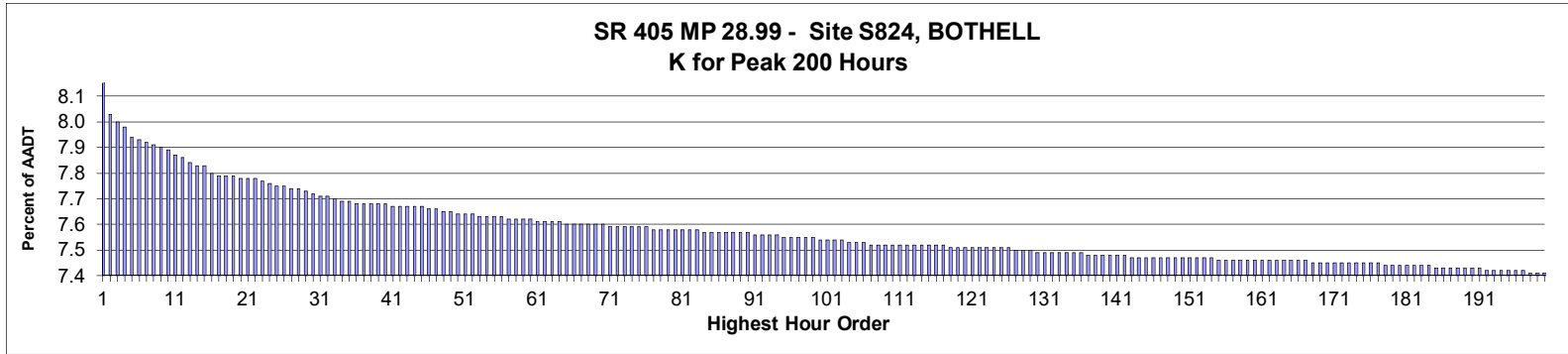
MO	DY	YR	DAY OF WK	HR	HR VOL	PERCENT OF AADT	HOUR NUMBER	AADT	NORTH VOLUME	SOUTH VOLUME	PERCENT NORTH IS OF TOTAL VOLUME	PERCENT SOUTH IS OF TOTAL VOLUME
5	17	2017	4	17	16,732	7.95	1	210,374	9,683	7,049	57.87	42.13
8	25	2017	6	16	16,705	7.94	2	210,374	9,061	7,644	54.24	45.76
8	18	2017	6	16	16,603	7.89	3	210,374	9,040	7,563	54.45	45.55
4	14	2017	6	16	16,461	7.82	4	210,374	9,028	7,433	54.84	45.16
9	22	2017	6	16	16,394	7.79	5	210,374	9,067	7,327	55.31	44.69
10	6	2017	6	16	16,378	7.79	6	210,374	9,119	7,259	55.68	44.32
6	8	2017	5	17	16,367	7.78	7	210,374	9,366	7,001	57.22	42.78
8	11	2017	6	16	16,337	7.77	8	210,374	9,102	7,235	55.71	44.29
8	18	2017	6	17	16,302	7.75	9	210,374	9,070	7,232	55.64	44.36
6	8	2017	5	16	16,281	7.74	10	210,374	9,238	7,043	56.74	43.26
10	20	2017	6	16	16,281	7.74	11	210,374	9,234	7,047	56.72	43.28
4	14	2017	6	17	16,245	7.72	12	210,374	9,000	7,245	55.40	44.60
9	22	2017	6	17	16,237	7.72	13	210,374	9,312	6,925	57.35	42.65
6	2	2017	6	16	16,209	7.70	14	210,374	8,985	7,224	55.43	44.57
12	8	2017	6	16	16,209	7.70	15	210,374	8,989	7,220	55.46	44.54
4	21	2017	6	17	16,173	7.69	16	210,374	9,195	6,978	56.85	43.15

MO	DY	YR	DAY OF WK	HR	HR VOL	PERCENT OF AADT	HOUR NUMBER	AADT	NORTH VOLUME	SOUTH VOLUME	PERCENT IS OF TOTAL VOLUME	PERCENT IS OF TOTAL VOLUME
9	15	2017	6	16	16,169	7.69	17	210,374	9,202	6,967	56.91	43.09
9	21	2017	5	16	16,169	7.69	18	210,374	9,149	7,020	56.58	43.42
6	1	2017	5	16	16,167	7.68	19	210,374	9,360	6,807	57.90	42.10
5	12	2017	6	17	16,166	7.68	20	210,374	9,419	6,747	58.26	41.74
9	15	2017	6	17	16,161	7.68	21	210,374	9,217	6,944	57.03	42.97
4	28	2017	6	16	16,140	7.67	22	210,374	9,096	7,044	56.36	43.64
10	6	2017	6	17	16,133	7.67	23	210,374	9,034	7,099	56.00	44.00
11	2	2017	5	17	16,129	7.67	24	210,374	9,305	6,824	57.69	42.31
10	27	2017	6	16	16,125	7.66	25	210,374	8,912	7,213	55.27	44.73
5	12	2017	6	16	16,112	7.66	26	210,374	9,062	7,050	56.24	43.76
8	30	2017	4	17	16,101	7.65	27	210,374	9,500	6,601	59.00	41.00
8	10	2017	5	18	16,093	7.65	28	210,374	9,412	6,681	58.49	41.51
8	1	2017	3	17	16,078	7.64	29	210,374	9,188	6,890	57.15	42.85
12	6	2017	4	17	16,075	7.64	30	210,374	9,110	6,965	56.67	43.33
10	13	2017	6	17	16,073	7.64	31	210,374	9,340	6,733	58.11	41.89
9	27	2017	4	16	16,070	7.64	32	210,374	9,208	6,862	57.30	42.70
11	7	2017	3	17	16,068	7.64	33	210,374	9,546	6,522	59.41	40.59
8	25	2017	6	15	16,063	7.64	34	210,374	8,317	7,746	51.78	48.22
9	20	2017	4	17	16,057	7.63	35	210,374	9,379	6,678	58.41	41.59
7	6	2017	5	17	16,055	7.63	36	210,374	9,334	6,721	58.14	41.86
12	20	2017	4	17	16,050	7.63	37	210,374	8,950	7,100	55.76	44.24
1	13	2017	6	16	16,042	7.63	38	210,374	8,993	7,049	56.06	43.94
11	30	2017	5	17	16,042	7.63	39	210,374	9,211	6,831	57.42	42.58
6	20	2017	3	16	16,039	7.62	40	210,374	9,149	6,890	57.04	42.96
9	7	2017	5	17	16,027	7.62	41	210,374	9,488	6,539	59.20	40.80
10	26	2017	5	17	16,027	7.62	42	210,374	9,245	6,782	57.68	42.32
6	16	2017	6	16	16,026	7.62	43	210,374	8,872	7,154	55.36	44.64
9	8	2017	6	16	16,023	7.62	44	210,374	9,268	6,755	57.84	42.16
12	14	2017	5	17	16,019	7.61	45	210,374	9,117	6,902	56.91	43.09
6	2	2017	6	17	16,014	7.61	46	210,374	9,383	6,631	58.59	41.41
5	17	2017	4	16	16,003	7.61	47	210,374	9,293	6,710	58.07	41.93
8	24	2017	5	16	16,003	7.61	48	210,374	9,209	6,794	57.55	42.45
12	14	2017	5	16	16,003	7.61	49	210,374	9,079	6,924	56.73	43.27
6	7	2017	4	17	15,995	7.60	50	210,374	9,298	6,697	58.13	41.87
8	8	2017	3	17	15,992	7.60	51	210,374	9,418	6,574	58.89	41.11
6	13	2017	3	17	15,983	7.60	52	210,374	9,503	6,480	59.46	40.54
11	29	2017	4	17	15,976	7.59	53	210,374	9,348	6,628	58.51	41.49
6	9	2017	6	17	15,967	7.59	54	210,374	9,108	6,859	57.04	42.96
7	27	2017	5	17	15,967	7.59	55	210,374	9,367	6,600	58.66	41.34
4	22	2017	7	11	15,965	7.59	56	210,374	7,380	8,585	46.23	53.77
4	28	2017	6	17	15,961	7.59	57	210,374	9,193	6,768	57.60	42.40
9	8	2017	6	17	15,959	7.59	58	210,374	9,506	6,453	59.57	40.43
6	14	2017	4	16	15,947	7.58	59	210,374	9,170	6,777	57.50	42.50
7	21	2017	6	17	15,947	7.58	60	210,374	9,325	6,622	58.47	41.53
8	23	2017	4	17	15,944	7.58	61	210,374	9,372	6,572	58.78	41.22
9	7	2017	5	18	15,938	7.58	62	210,374	9,438	6,500	59.22	40.78
6	23	2017	6	16	15,936	7.58	63	210,374	9,040	6,896	56.73	43.27
11	30	2017	5	16	15,935	7.57	64	210,374	9,194	6,741	57.70	42.30
5	2	2017	3	17	15,928	7.57	65	210,374	9,472	6,456	59.47	40.53
9	6	2017	4	17	15,925	7.57	66	210,374	9,452	6,473	59.35	40.65
11	17	2017	6	16	15,925	7.57	67	210,374	9,203	6,722	57.79	42.21

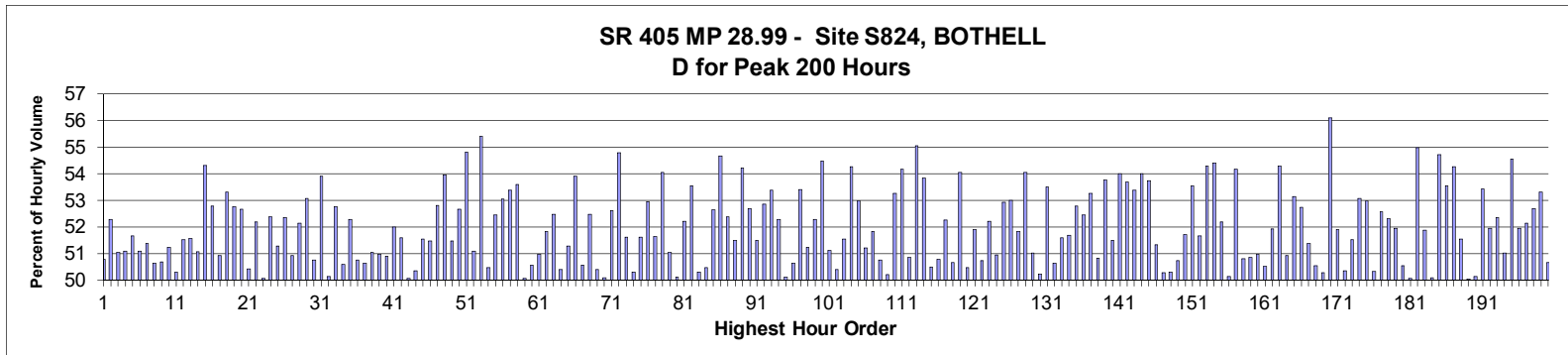
MO	DY	YR	DAY OF WK	HR	HR VOL	PERCENT OF AADT	HOUR NUMBER	AADT	NORTH VOLUME	SOUTH VOLUME	PERCENT NORTH IS OF TOTAL VOLUME	PERCENT SOUTH IS OF TOTAL VOLUME
6	7	2017	4	16	15,924	7.57	68	210,374	8,989	6,935	56.45	43.55
10	5	2017	5	17	15,923	7.57	69	210,374	9,403	6,520	59.05	40.95
8	23	2017	4	16	15,919	7.57	70	210,374	9,189	6,730	57.72	42.28
8	11	2017	6	17	15,918	7.57	71	210,374	9,157	6,761	57.53	42.47
7	13	2017	5	17	15,916	7.57	72	210,374	9,103	6,813	57.19	42.81
10	4	2017	4	17	15,914	7.56	73	210,374	9,360	6,554	58.82	41.18
8	15	2017	3	17	15,912	7.56	74	210,374	9,127	6,785	57.36	42.64
11	2	2017	5	16	15,909	7.56	75	210,374	9,082	6,827	57.09	42.91
8	10	2017	5	17	15,904	7.56	76	210,374	9,109	6,795	57.27	42.73
6	21	2017	4	16	15,901	7.56	77	210,374	8,888	7,013	55.90	44.10
10	3	2017	3	16	15,899	7.56	78	210,374	9,195	6,704	57.83	42.17
7	25	2017	3	16	15,893	7.55	79	210,374	9,097	6,796	57.24	42.76
7	21	2017	6	16	15,892	7.55	80	210,374	8,920	6,972	56.13	43.87
4	27	2017	5	17	15,887	7.55	81	210,374	9,270	6,617	58.35	41.65
7	25	2017	3	18	15,886	7.55	82	210,374	9,235	6,651	58.13	41.87
5	3	2017	4	16	15,884	7.55	83	210,374	9,027	6,857	56.83	43.17
5	19	2017	6	16	15,883	7.55	84	210,374	8,722	7,161	54.91	45.09
8	10	2017	5	16	15,882	7.55	85	210,374	8,800	7,082	55.41	44.59
7	20	2017	5	17	15,872	7.54	86	210,374	9,118	6,754	57.45	42.55
11	9	2017	5	16	15,869	7.54	87	210,374	9,010	6,859	56.78	43.22
5	31	2017	4	17	15,866	7.54	88	210,374	9,351	6,515	58.94	41.06
8	9	2017	4	17	15,865	7.54	89	210,374	8,706	7,159	54.88	45.12
1	27	2017	6	16	15,863	7.54	90	210,374	8,973	6,890	56.57	43.43
11	10	2017	6	17	15,860	7.54	91	210,374	8,996	6,864	56.72	43.28
10	3	2017	3	17	15,854	7.54	92	210,374	9,329	6,525	58.84	41.16
6	14	2017	4	17	15,852	7.54	93	210,374	9,458	6,394	59.66	40.34
6	29	2017	5	16	15,850	7.53	94	210,374	8,930	6,920	56.34	43.66
7	19	2017	4	17	15,850	7.53	95	210,374	9,123	6,727	57.56	42.44
4	19	2017	4	17	15,849	7.53	96	210,374	9,367	6,482	59.10	40.90
8	31	2017	5	17	15,846	7.53	97	210,374	9,200	6,646	58.06	41.94
9	26	2017	3	16	15,845	7.53	98	210,374	9,210	6,635	58.13	41.87
7	14	2017	6	16	15,844	7.53	99	210,374	8,709	7,135	54.97	45.03
8	9	2017	4	18	15,838	7.53	100	210,374	9,189	6,649	58.02	41.98
9	27	2017	4	17	15,838	7.53	101	210,374	9,029	6,809	57.01	42.99
9	14	2017	5	17	15,835	7.53	102	210,374	9,289	6,546	58.66	41.34
5	25	2017	5	17	15,833	7.53	103	210,374	8,994	6,839	56.81	43.19
7	14	2017	6	15	15,827	7.52	104	210,374	8,443	7,384	53.35	46.65
6	10	2017	7	15	15,821	7.52	105	210,374	8,124	7,697	51.35	48.65
9	7	2017	5	16	15,821	7.52	106	210,374	9,117	6,704	57.63	42.37
11	22	2017	4	15	15,820	7.52	107	210,374	8,548	7,272	54.03	45.97
7	24	2017	2	17	15,817	7.52	108	210,374	9,100	6,717	57.53	42.47
8	17	2017	5	16	15,815	7.52	109	210,374	8,931	6,884	56.47	43.53
7	14	2017	6	17	15,811	7.52	110	210,374	9,006	6,805	56.96	43.04
1	27	2017	6	17	15,810	7.52	111	210,374	9,192	6,618	58.14	41.86
9	1	2017	6	16	15,808	7.51	112	210,374	8,931	6,877	56.50	43.50
8	25	2017	6	17	15,802	7.51	113	210,374	9,207	6,595	58.26	41.74
8	8	2017	3	16	15,801	7.51	114	210,374	9,269	6,532	58.66	41.34
12	7	2017	5	17	15,799	7.51	115	210,374	8,964	6,835	56.74	43.26
9	8	2017	6	18	15,798	7.51	116	210,374	9,271	6,527	58.68	41.32
7	20	2017	5	16	15,797	7.51	117	210,374	8,796	7,001	55.68	44.32
7	28	2017	6	17	15,796	7.51	118	210,374	9,364	6,432	59.28	40.72

MO	DY	YR	DAY OF WK	HR	HR VOL	PERCENT OF AADT	HOUR NUMBER	AADT	NORTH VOLUME	SOUTH VOLUME	PERCENT NORTH IS OF TOTAL VOLUME	PERCENT SOUTH IS OF TOTAL VOLUME
7	11	2017	3	17	15,793	7.51	119	210,374	9,255	6,538	58.60	41.40
5	19	2017	6	17	15,791	7.51	120	210,374	9,081	6,710	57.51	42.49
11	2	2017	5	18	15,787	7.50	121	210,374	9,266	6,521	58.69	41.31
9	13	2017	4	17	15,786	7.50	122	210,374	9,252	6,534	58.61	41.39
4	13	2017	5	16	15,781	7.50	123	210,374	9,050	6,731	57.35	42.65
6	20	2017	3	17	15,780	7.50	124	210,374	9,089	6,691	57.60	42.40
8	24	2017	5	17	15,768	7.50	125	210,374	9,230	6,538	58.54	41.46
8	31	2017	5	16	15,765	7.49	126	210,374	8,929	6,836	56.64	43.36
12	15	2017	6	16	15,764	7.49	127	210,374	8,744	7,020	55.47	44.53
6	16	2017	6	17	15,762	7.49	128	210,374	9,006	6,756	57.14	42.86
3	10	2017	6	16	15,760	7.49	129	210,374	8,986	6,774	57.02	42.98
9	22	2017	6	18	15,756	7.49	130	210,374	9,064	6,692	57.53	42.47
11	10	2017	6	16	15,755	7.49	131	210,374	8,843	6,912	56.13	43.87
12	9	2017	7	17	15,743	7.48	132	210,374	7,497	8,246	47.62	52.38
2	16	2017	5	17	15,742	7.48	133	210,374	9,327	6,415	59.25	40.75
9	28	2017	5	16	15,741	7.48	134	210,374	8,978	6,763	57.04	42.96
12	22	2017	6	15	15,740	7.48	135	210,374	8,397	7,343	53.35	46.65
10	26	2017	5	16	15,733	7.48	136	210,374	9,048	6,685	57.51	42.49
9	16	2017	7	15	15,728	7.48	137	210,374	7,932	7,796	50.43	49.57
2	14	2017	3	16	15,724	7.47	138	210,374	9,097	6,627	57.85	42.15
3	30	2017	5	16	15,724	7.47	139	210,374	8,881	6,843	56.48	43.52
6	28	2017	4	16	15,723	7.47	140	210,374	8,981	6,742	57.12	42.88
6	30	2017	6	16	15,723	7.47	141	210,374	9,006	6,717	57.28	42.72
7	7	2017	6	17	15,721	7.47	142	210,374	9,044	6,677	57.53	42.47
8	17	2017	5	17	15,721	7.47	143	210,374	9,119	6,602	58.01	41.99
10	20	2017	6	17	15,719	7.47	144	210,374	9,153	6,566	58.23	41.77
6	16	2017	6	15	15,715	7.47	145	210,374	8,478	7,237	53.95	46.05
8	15	2017	3	18	15,714	7.47	146	210,374	9,217	6,497	58.65	41.35
7	12	2017	4	16	15,711	7.47	147	210,374	8,906	6,805	56.69	43.31
5	24	2017	4	16	15,708	7.47	148	210,374	8,948	6,760	56.96	43.04
4	27	2017	5	16	15,706	7.47	149	210,374	9,065	6,641	57.72	42.28
6	13	2017	3	16	15,706	7.47	150	210,374	8,862	6,844	56.42	43.58
12	13	2017	4	16	15,704	7.46	151	210,374	8,971	6,733	57.13	42.87
12	12	2017	3	17	15,700	7.46	152	210,374	9,039	6,661	57.57	42.43
12	21	2017	5	16	15,700	7.46	153	210,374	8,842	6,858	56.32	43.68
11	17	2017	6	17	15,698	7.46	154	210,374	9,262	6,436	59.00	41.00
5	9	2017	3	17	15,697	7.46	155	210,374	9,128	6,569	58.15	41.85
5	24	2017	4	17	15,696	7.46	156	210,374	9,270	6,426	59.06	40.94
5	26	2017	6	15	15,696	7.46	157	210,374	8,756	6,940	55.78	44.22
10	12	2017	5	16	15,696	7.46	158	210,374	8,944	6,752	56.98	43.02
5	9	2017	3	16	15,691	7.46	159	210,374	8,977	6,714	57.21	42.79
8	23	2017	4	18	15,691	7.46	160	210,374	9,530	6,161	60.74	39.26
9	14	2017	5	16	15,691	7.46	161	210,374	9,029	6,662	57.54	42.46
9	12	2017	3	16	15,690	7.46	162	210,374	9,214	6,476	58.73	41.27
10	11	2017	4	18	15,690	7.46	163	210,374	9,555	6,135	60.90	39.10
12	1	2017	6	17	15,690	7.46	164	210,374	8,815	6,875	56.18	43.82
6	6	2017	3	17	15,688	7.46	165	210,374	9,136	6,552	58.24	41.76
8	14	2017	2	17	15,688	7.46	166	210,374	9,205	6,483	58.68	41.32
10	27	2017	6	17	15,688	7.46	167	210,374	8,930	6,758	56.92	43.08
5	10	2017	4	17	15,687	7.46	168	210,374	9,160	6,527	58.39	41.61
9	20	2017	4	16	15,686	7.46	169	210,374	9,213	6,473	58.73	41.27

MO	DY	YR	DAY OF WK	HR	HR VOL	PERCENT OF AADT	HOUR NUMBER	AADT	NORTH VOLUME	SOUTH VOLUME	PERCENT NORTH IS OF TOTAL VOLUME	PERCENT SOUTH IS OF TOTAL VOLUME
7	11	2017	3	16	15,676	7.45	170	210,374	9,065	6,611	57.83	42.17
10	17	2017	3	16	15,676	7.45	171	210,374	9,221	6,455	58.82	41.18
12	21	2017	5	17	15,675	7.45	172	210,374	8,620	7,055	54.99	45.01
12	5	2017	3	17	15,672	7.45	173	210,374	9,063	6,609	57.83	42.17
5	17	2017	4	18	15,669	7.45	174	210,374	9,509	6,160	60.69	39.31
8	15	2017	3	16	15,664	7.45	175	210,374	8,949	6,715	57.13	42.87
7	6	2017	5	16	15,663	7.45	176	210,374	8,865	6,798	56.60	43.40
11	15	2017	4	17	15,659	7.44	177	210,374	9,190	6,469	58.69	41.31
5	31	2017	4	16	15,658	7.44	178	210,374	8,892	6,766	56.79	43.21
10	7	2017	7	14	15,657	7.44	179	210,374	8,051	7,606	51.42	48.58
7	19	2017	4	18	15,656	7.44	180	210,374	9,153	6,503	58.46	41.54
6	21	2017	4	18	15,654	7.44	181	210,374	9,252	6,402	59.10	40.90
9	15	2017	6	18	15,654	7.44	182	210,374	9,276	6,378	59.26	40.74
9	23	2017	7	15	15,654	7.44	183	210,374	8,223	7,431	52.53	47.47
5	4	2017	5	16	15,651	7.44	184	210,374	8,840	6,811	56.48	43.52
3	25	2017	7	13	15,649	7.44	185	210,374	7,731	7,918	49.40	50.60
12	7	2017	5	16	15,648	7.44	186	210,374	8,914	6,734	56.97	43.03
11	1	2017	4	17	15,647	7.44	187	210,374	9,261	6,386	59.19	40.81
9	21	2017	5	17	15,643	7.44	188	210,374	9,074	6,569	58.01	41.99
4	20	2017	5	16	15,641	7.43	189	210,374	8,882	6,759	56.79	43.21
9	5	2017	3	17	15,633	7.43	190	210,374	9,373	6,260	59.96	40.04
11	15	2017	4	16	15,630	7.43	191	210,374	9,013	6,617	57.66	42.34
12	8	2017	6	17	15,630	7.43	192	210,374	8,593	7,037	54.98	45.02
9	16	2017	7	16	15,627	7.43	193	210,374	7,733	7,894	49.48	50.52
9	11	2017	2	17	15,622	7.43	194	210,374	9,362	6,260	59.93	40.07
10	3	2017	3	18	15,622	7.43	195	210,374	9,394	6,228	60.13	39.87
1	13	2017	6	17	15,618	7.42	196	210,374	9,183	6,435	58.80	41.20
6	9	2017	6	15	15,616	7.42	197	210,374	8,168	7,448	52.31	47.69
12	20	2017	4	16	15,614	7.42	198	210,374	8,681	6,933	55.60	44.40
10	5	2017	5	16	15,613	7.42	199	210,374	8,821	6,792	56.50	43.50
7	7	2017	6	16	15,612	7.42	200	210,374	8,441	7,171	54.07	45.93



AADT= 122,811      K 30 FACTOR= 7.67      K 100 FACTOR= 7.49      K 200 FACTOR= 7.36      D 30 FACTOR= 50.75



MO	DY	YR	DAY OF WK	HR	HR VOL	PERCENT OF AADT	HOUR NUMBER	AADT	NORTH VOLUME	SOUTH VOLUME	PERCENT NORTH IS OF TOTAL VOLUME	PERCENT SOUTH IS OF TOTAL VOLUME
4	1	2017	7	15	10,023	8.16	1	122,811	4,932	5,091	49.21	50.79
10	14	2017	7	17	9,798	7.98	2	122,811	4,676	5,122	47.72	52.28
10	14	2017	7	14	9,760	7.95	3	122,811	4,982	4,778	51.05	48.95
10	14	2017	7	16	9,738	7.93	4	122,811	4,762	4,976	48.90	51.10
12	9	2017	7	17	9,691	7.89	5	122,811	4,685	5,006	48.34	51.66
4	14	2017	6	16	9,677	7.88	6	122,811	4,943	4,734	51.08	48.92
6	10	2017	7	15	9,670	7.87	7	122,811	4,703	4,967	48.63	51.37
10	14	2017	7	15	9,654	7.86	8	122,811	4,765	4,889	49.36	50.64
9	16	2017	7	15	9,640	7.85	9	122,811	4,754	4,886	49.32	50.68
1	13	2017	6	16	9,625	7.84	10	122,811	4,931	4,694	51.23	48.77
5	20	2017	7	17	9,603	7.82	11	122,811	4,772	4,831	49.69	50.31
10	28	2017	7	17	9,589	7.81	12	122,811	4,650	4,939	48.49	51.51
11	10	2017	6	16	9,566	7.79	13	122,811	4,634	4,932	48.44	51.56
12	16	2017	7	15	9,559	7.78	14	122,811	4,678	4,881	48.94	51.06
12	16	2017	7	17	9,554	7.78	15	122,811	4,365	5,189	45.69	54.31
12	16	2017	7	16	9,513	7.75	16	122,811	4,492	5,021	47.22	52.78

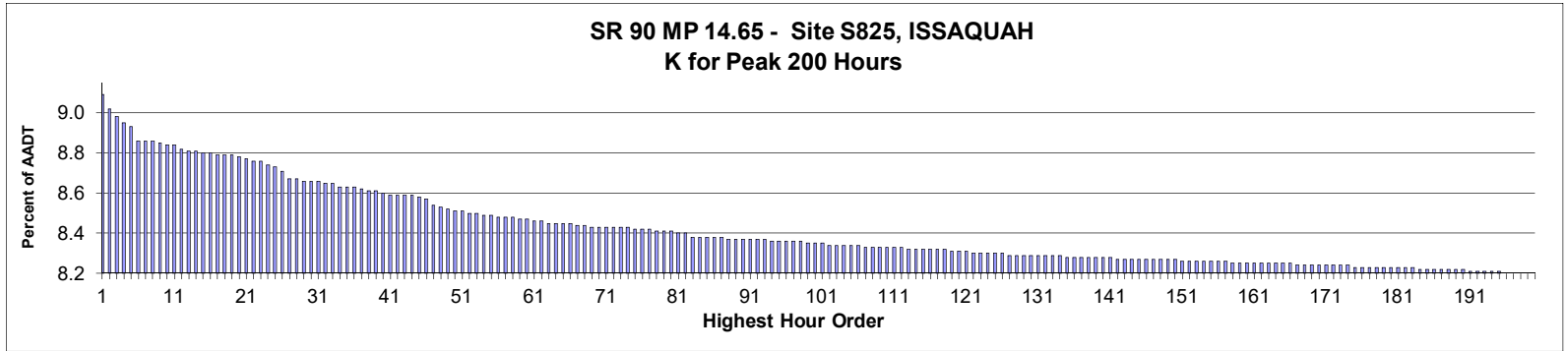


MO	DY	YR	DAY OF WK	HR	HR VOL	PERCENT OF AADT	HOUR NUMBER	AADT	NORTH VOLUME	SOUTH VOLUME	PERCENT NORTH IS OF TOTAL VOLUME	PERCENT SOUTH IS OF TOTAL VOLUME
4	14	2017	6	17	9,510	7.74	17	122,811	4,843	4,667	50.93	49.07
8	19	2017	7	15	9,506	7.74	18	122,811	4,437	5,069	46.68	53.32
10	28	2017	7	18	9,504	7.74	19	122,811	4,491	5,013	47.25	52.75
4	1	2017	7	14	9,498	7.73	20	122,811	5,003	4,495	52.67	47.33
6	17	2017	7	15	9,495	7.73	21	122,811	4,709	4,786	49.59	50.41
4	1	2017	7	16	9,494	7.73	22	122,811	4,540	4,954	47.82	52.18
1	13	2017	6	15	9,476	7.72	23	122,811	4,745	4,731	50.07	49.93
4	13	2017	5	16	9,473	7.71	24	122,811	4,961	4,512	52.37	47.63
9	23	2017	7	15	9,459	7.70	25	122,811	4,850	4,609	51.27	48.73
10	7	2017	7	14	9,459	7.70	26	122,811	4,953	4,506	52.36	47.64
1	28	2017	7	16	9,444	7.69	27	122,811	4,635	4,809	49.08	50.92
8	18	2017	6	17	9,440	7.69	28	122,811	4,517	4,923	47.85	52.15
3	10	2017	6	16	9,434	7.68	29	122,811	5,008	4,426	53.08	46.92
1	28	2017	7	15	9,414	7.67	30	122,811	4,778	4,636	50.75	49.25
1	20	2017	6	16	9,405	7.66	31	122,811	5,070	4,335	53.91	46.09
5	20	2017	7	15	9,405	7.66	32	122,811	4,690	4,715	49.87	50.13
6	17	2017	7	17	9,399	7.65	33	122,811	4,441	4,958	47.25	52.75
9	30	2017	7	15	9,381	7.64	34	122,811	4,745	4,636	50.58	49.42
6	17	2017	7	16	9,380	7.64	35	122,811	4,475	4,905	47.71	52.29
11	18	2017	7	17	9,376	7.63	36	122,811	4,618	4,758	49.25	50.75
10	14	2017	7	13	9,374	7.63	37	122,811	4,627	4,747	49.36	50.64
2	17	2017	6	15	9,371	7.63	38	122,811	4,588	4,783	48.96	51.04
2	17	2017	6	16	9,367	7.63	39	122,811	4,774	4,593	50.97	49.03
8	26	2017	7	15	9,366	7.63	40	122,811	4,599	4,767	49.10	50.90
3	31	2017	6	16	9,364	7.62	41	122,811	4,868	4,496	51.99	48.01
11	18	2017	7	15	9,364	7.62	42	122,811	4,830	4,534	51.58	48.42
10	6	2017	6	17	9,358	7.62	43	122,811	4,673	4,685	49.94	50.06
3	25	2017	7	13	9,357	7.62	44	122,811	4,710	4,647	50.34	49.66
6	10	2017	7	14	9,354	7.62	45	122,811	4,821	4,533	51.54	48.46
9	22	2017	6	16	9,347	7.61	46	122,811	4,535	4,812	48.52	51.48
6	10	2017	7	16	9,341	7.61	47	122,811	4,407	4,934	47.18	52.82
2	14	2017	3	17	9,339	7.60	48	122,811	5,038	4,301	53.95	46.05
9	8	2017	6	17	9,335	7.60	49	122,811	4,806	4,529	51.48	48.52
1	28	2017	7	14	9,327	7.59	50	122,811	4,912	4,415	52.66	47.34
2	14	2017	3	16	9,323	7.59	51	122,811	5,110	4,213	54.81	45.19
7	27	2017	5	17	9,319	7.59	52	122,811	4,760	4,559	51.08	48.92
1	11	2017	4	16	9,313	7.58	53	122,811	5,159	4,154	55.40	44.60
3	25	2017	7	15	9,313	7.58	54	122,811	4,699	4,614	50.46	49.54
10	14	2017	7	18	9,311	7.58	55	122,811	4,427	4,884	47.55	52.45
1	27	2017	6	16	9,306	7.58	56	122,811	4,936	4,370	53.04	46.96
2	24	2017	6	16	9,301	7.57	57	122,811	4,965	4,336	53.38	46.62
4	18	2017	3	17	9,297	7.57	58	122,811	4,982	4,315	53.59	46.41
1	28	2017	7	17	9,293	7.57	59	122,811	4,640	4,653	49.93	50.07
3	25	2017	7	17	9,292	7.57	60	122,811	4,594	4,698	49.44	50.56
9	7	2017	5	17	9,282	7.56	61	122,811	4,732	4,550	50.98	49.02
9	16	2017	7	16	9,282	7.56	62	122,811	4,471	4,811	48.17	51.83
9	16	2017	7	17	9,282	7.56	63	122,811	4,411	4,871	47.52	52.48
10	28	2017	7	16	9,282	7.56	64	122,811	4,677	4,605	50.39	49.61
3	25	2017	7	14	9,277	7.55	65	122,811	4,756	4,521	51.27	48.73
1	26	2017	5	16	9,275	7.55	66	122,811	5,000	4,275	53.91	46.09
4	14	2017	6	15	9,275	7.55	67	122,811	4,689	4,586	50.56	49.44

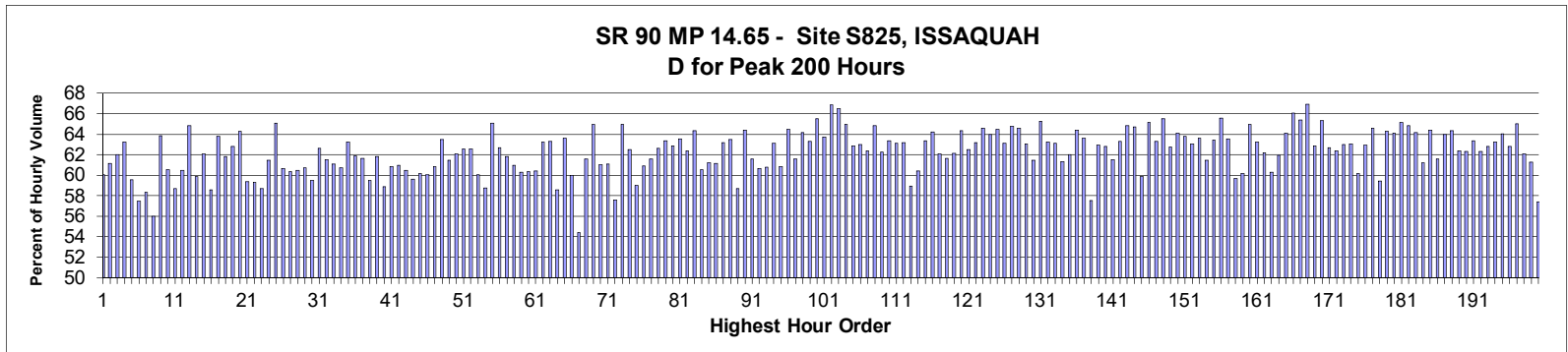
MO	DY	YR	DAY OF WK	HR	HR VOL	PERCENT OF AADT	HOUR NUMBER	AADT	NORTH VOLUME	SOUTH VOLUME	PERCENT NORTH IS OF TOTAL VOLUME	PERCENT SOUTH IS OF TOTAL VOLUME
12	16	2017	7	14	9,273	7.55	68	122,811	4,866	4,407	52.47	47.53
12	22	2017	6	13	9,273	7.55	69	122,811	4,600	4,673	49.61	50.39
4	22	2017	7	11	9,270	7.55	70	122,811	4,627	4,643	49.91	50.09
3	30	2017	5	16	9,264	7.54	71	122,811	4,875	4,389	52.62	47.38
9	30	2017	7	14	9,264	7.54	72	122,811	5,076	4,188	54.79	45.21
8	9	2017	4	17	9,263	7.54	73	122,811	4,481	4,782	48.38	51.62
11	17	2017	6	16	9,263	7.54	74	122,811	4,658	4,605	50.29	49.71
10	15	2017	1	14	9,259	7.54	75	122,811	4,779	4,480	51.61	48.39
11	4	2017	7	17	9,257	7.54	76	122,811	4,355	4,902	47.05	52.95
5	13	2017	7	15	9,253	7.53	77	122,811	4,778	4,475	51.64	48.36
8	12	2017	7	16	9,253	7.53	78	122,811	4,252	5,001	45.95	54.05
10	28	2017	7	15	9,253	7.53	79	122,811	4,723	4,530	51.04	48.96
5	20	2017	7	16	9,252	7.53	80	122,811	4,617	4,635	49.90	50.10
11	11	2017	7	15	9,252	7.53	81	122,811	4,831	4,421	52.22	47.78
3	31	2017	6	17	9,245	7.53	82	122,811	4,951	4,294	53.55	46.45
10	7	2017	7	16	9,242	7.53	83	122,811	4,593	4,649	49.70	50.30
9	22	2017	6	17	9,241	7.52	84	122,811	4,663	4,578	50.46	49.54
4	29	2017	7	17	9,239	7.52	85	122,811	4,376	4,863	47.36	52.64
4	19	2017	4	17	9,237	7.52	86	122,811	5,051	4,186	54.68	45.32
1	20	2017	6	15	9,234	7.52	87	122,811	4,838	4,396	52.39	47.61
9	9	2017	7	16	9,234	7.52	88	122,811	4,479	4,755	48.51	51.49
2	2	2017	5	16	9,230	7.52	89	122,811	5,004	4,226	54.21	45.79
5	13	2017	7	17	9,230	7.52	90	122,811	4,368	4,862	47.32	52.68
5	19	2017	6	16	9,229	7.51	91	122,811	4,477	4,752	48.51	51.49
4	11	2017	3	16	9,220	7.51	92	122,811	4,873	4,347	52.85	47.15
1	27	2017	6	17	9,219	7.51	93	122,811	4,920	4,299	53.37	46.63
8	26	2017	7	18	9,217	7.51	94	122,811	4,397	4,820	47.71	52.29
3	16	2017	5	16	9,215	7.50	95	122,811	4,619	4,596	50.12	49.88
11	4	2017	7	15	9,213	7.50	96	122,811	4,548	4,665	49.37	50.63
10	15	2017	1	15	9,212	7.50	97	122,811	4,292	4,920	46.59	53.41
8	18	2017	6	16	9,209	7.50	98	122,811	4,491	4,718	48.77	51.23
5	20	2017	7	14	9,206	7.50	99	122,811	4,814	4,392	52.29	47.71
6	10	2017	7	17	9,204	7.49	100	122,811	4,189	5,015	45.51	54.49
2	24	2017	6	15	9,201	7.49	101	122,811	4,703	4,498	51.11	48.89
3	10	2017	6	15	9,201	7.49	102	122,811	4,637	4,564	50.40	49.60
6	10	2017	7	13	9,199	7.49	103	122,811	4,742	4,457	51.55	48.45
10	15	2017	1	16	9,185	7.48	104	122,811	4,200	4,985	45.73	54.27
4	2	2017	1	14	9,184	7.48	105	122,811	4,866	4,318	52.98	47.02
10	13	2017	6	16	9,182	7.48	106	122,811	4,479	4,703	48.78	51.22
5	6	2017	7	15	9,180	7.47	107	122,811	4,423	4,757	48.18	51.82
5	17	2017	4	16	9,180	7.47	108	122,811	4,659	4,521	50.75	49.25
7	15	2017	7	16	9,180	7.47	109	122,811	4,572	4,608	49.80	50.20
11	10	2017	6	15	9,180	7.47	110	122,811	4,290	4,890	46.73	53.27
2	10	2017	6	16	9,177	7.47	111	122,811	4,972	4,205	54.18	45.82
12	8	2017	6	17	9,176	7.47	112	122,811	4,510	4,666	49.15	50.85
1	31	2017	3	16	9,174	7.47	113	122,811	5,050	4,124	55.05	44.95
2	2	2017	5	17	9,173	7.47	114	122,811	4,938	4,235	53.83	46.17
3	31	2017	6	15	9,173	7.47	115	122,811	4,542	4,631	49.51	50.49
8	26	2017	7	16	9,170	7.47	116	122,811	4,514	4,656	49.23	50.77
9	23	2017	7	17	9,170	7.47	117	122,811	4,378	4,792	47.74	52.26
12	22	2017	6	14	9,167	7.46	118	122,811	4,645	4,522	50.67	49.33

MO	DY	YR	DAY OF WK	HR	HR VOL	PERCENT OF AADT	HOUR NUMBER	AADT	NORTH VOLUME	SOUTH VOLUME	PERCENT NORTH IS OF TOTAL VOLUME	PERCENT SOUTH IS OF TOTAL VOLUME
3	10	2017	6	17	9,166	7.46	119	122,811	4,955	4,211	54.06	45.94
11	22	2017	4	14	9,166	7.46	120	122,811	4,541	4,625	49.54	50.46
6	16	2017	6	16	9,164	7.46	121	122,811	4,409	4,755	48.11	51.89
9	8	2017	6	16	9,161	7.46	122	122,811	4,513	4,648	49.26	50.74
4	11	2017	3	17	9,158	7.46	123	122,811	4,781	4,377	52.21	47.79
4	28	2017	6	16	9,157	7.46	124	122,811	4,492	4,665	49.06	50.94
6	17	2017	7	13	9,157	7.46	125	122,811	4,847	4,310	52.93	47.07
4	13	2017	5	17	9,156	7.46	126	122,811	4,853	4,303	53.00	47.00
9	15	2017	6	16	9,152	7.45	127	122,811	4,409	4,743	48.18	51.82
3	30	2017	5	17	9,151	7.45	128	122,811	4,945	4,206	54.04	45.96
10	20	2017	6	16	9,144	7.45	129	122,811	4,480	4,664	48.99	51.01
8	11	2017	6	17	9,142	7.44	130	122,811	4,550	4,592	49.77	50.23
1	6	2017	6	16	9,141	7.44	131	122,811	4,890	4,251	53.50	46.50
10	14	2017	7	12	9,141	7.44	132	122,811	4,512	4,629	49.36	50.64
4	29	2017	7	16	9,139	7.44	133	122,811	4,424	4,715	48.41	51.59
8	12	2017	7	15	9,138	7.44	134	122,811	4,415	4,723	48.31	51.69
5	1	2017	2	17	9,137	7.44	135	122,811	4,823	4,314	52.79	47.21
11	4	2017	7	13	9,136	7.44	136	122,811	4,791	4,345	52.44	47.56
4	21	2017	6	17	9,130	7.43	137	122,811	4,864	4,266	53.27	46.73
5	17	2017	4	17	9,130	7.43	138	122,811	4,640	4,490	50.82	49.18
7	22	2017	7	16	9,127	7.43	139	122,811	4,219	4,908	46.23	53.77
8	27	2017	1	14	9,125	7.43	140	122,811	4,699	4,426	51.50	48.50
2	1	2017	4	16	9,122	7.43	141	122,811	4,926	4,196	54.00	46.00
1	24	2017	3	16	9,121	7.43	142	122,811	4,898	4,223	53.70	46.30
10	28	2017	7	13	9,118	7.42	143	122,811	4,867	4,251	53.38	46.62
1	20	2017	6	17	9,116	7.42	144	122,811	4,924	4,192	54.01	45.99
4	22	2017	7	10	9,115	7.42	145	122,811	4,217	4,898	46.26	53.74
12	9	2017	7	16	9,115	7.42	146	122,811	4,436	4,679	48.67	51.33
4	15	2017	7	15	9,114	7.42	147	122,811	4,532	4,582	49.73	50.27
9	15	2017	6	17	9,114	7.42	148	122,811	4,584	4,530	50.30	49.70
12	15	2017	6	16	9,114	7.42	149	122,811	4,490	4,624	49.26	50.74
2	11	2017	7	15	9,113	7.42	150	122,811	4,711	4,402	51.70	48.30
4	13	2017	5	18	9,113	7.42	151	122,811	4,881	4,232	53.56	46.44
1	28	2017	7	13	9,111	7.42	152	122,811	4,707	4,404	51.66	48.34
1	30	2017	2	17	9,108	7.42	153	122,811	4,945	4,163	54.29	45.71
1	26	2017	5	17	9,107	7.42	154	122,811	4,954	4,153	54.40	45.60
3	4	2017	7	17	9,106	7.41	155	122,811	4,354	4,752	47.81	52.19
10	13	2017	6	17	9,106	7.41	156	122,811	4,565	4,541	50.13	49.87
1	31	2017	3	17	9,105	7.41	157	122,811	4,933	4,172	54.18	45.82
7	15	2017	7	15	9,105	7.41	158	122,811	4,626	4,479	50.81	49.19
6	9	2017	6	16	9,104	7.41	159	122,811	4,475	4,629	49.15	50.85
11	2	2017	5	16	9,103	7.41	160	122,811	4,641	4,462	50.98	49.02
9	29	2017	6	16	9,100	7.41	161	122,811	4,503	4,597	49.48	50.52
12	15	2017	6	15	9,098	7.41	162	122,811	4,374	4,724	48.08	51.92
10	7	2017	7	13	9,097	7.41	163	122,811	4,938	4,159	54.28	45.72
8	11	2017	6	16	9,096	7.41	164	122,811	4,463	4,633	49.07	50.93
8	19	2017	7	16	9,096	7.41	165	122,811	4,262	4,834	46.86	53.14
10	7	2017	7	17	9,096	7.41	166	122,811	4,299	4,797	47.26	52.74
8	10	2017	5	17	9,095	7.41	167	122,811	4,423	4,672	48.63	51.37
8	26	2017	7	13	9,094	7.40	168	122,811	4,597	4,497	50.55	49.45
12	9	2017	7	15	9,094	7.40	169	122,811	4,572	4,522	50.27	49.73

MO	DY	YR	DAY OF WK	HR	HR VOL	PERCENT OF AADT	HOUR NUMBER	AADT	NORTH VOLUME	SOUTH VOLUME	PERCENT NORTH IS OF TOTAL VOLUME	PERCENT SOUTH IS OF TOTAL VOLUME
2	22	2017	4	17	9,093	7.40	170	122,811	5,101	3,992	56.10	43.90
3	4	2017	7	15	9,091	7.40	171	122,811	4,717	4,374	51.89	48.11
7	20	2017	5	16	9,091	7.40	172	122,811	4,515	4,576	49.66	50.34
4	29	2017	7	15	9,088	7.40	173	122,811	4,406	4,682	48.48	51.52
9	23	2017	7	14	9,088	7.40	174	122,811	4,823	4,265	53.07	46.93
10	28	2017	7	14	9,088	7.40	175	122,811	4,815	4,273	52.98	47.02
6	16	2017	6	17	9,086	7.40	176	122,811	4,572	4,514	50.32	49.68
6	16	2017	6	15	9,082	7.40	177	122,811	4,307	4,775	47.42	52.58
4	27	2017	5	17	9,080	7.39	178	122,811	4,749	4,331	52.30	47.70
2	10	2017	6	15	9,076	7.39	179	122,811	4,716	4,360	51.96	48.04
11	18	2017	7	16	9,076	7.39	180	122,811	4,586	4,490	50.53	49.47
9	9	2017	7	15	9,071	7.39	181	122,811	4,542	4,529	50.07	49.93
10	15	2017	1	17	9,071	7.39	182	122,811	4,083	4,988	45.01	54.99
8	23	2017	4	17	9,070	7.39	183	122,811	4,705	4,365	51.87	48.13
9	22	2017	6	18	9,070	7.39	184	122,811	4,543	4,527	50.09	49.91
2	13	2017	2	16	9,069	7.38	185	122,811	4,962	4,107	54.71	45.29
9	23	2017	7	18	9,069	7.38	186	122,811	4,212	4,857	46.44	53.56
5	13	2017	7	14	9,064	7.38	187	122,811	4,919	4,145	54.27	45.73
4	22	2017	7	16	9,061	7.38	188	122,811	4,390	4,671	48.45	51.55
6	9	2017	6	17	9,061	7.38	189	122,811	4,535	4,526	50.05	49.95
8	15	2017	3	17	9,061	7.38	190	122,811	4,542	4,519	50.13	49.87
12	16	2017	7	13	9,061	7.38	191	122,811	4,842	4,219	53.44	46.56
12	9	2017	7	14	9,054	7.37	192	122,811	4,703	4,351	51.94	48.06
4	29	2017	7	13	9,053	7.37	193	122,811	4,740	4,313	52.36	47.64
7	22	2017	7	15	9,052	7.37	194	122,811	4,435	4,617	48.99	51.01
4	19	2017	4	16	9,049	7.37	195	122,811	4,937	4,112	54.56	45.44
4	29	2017	7	14	9,048	7.37	196	122,811	4,700	4,348	51.95	48.05
4	30	2017	1	14	9,047	7.37	197	122,811	4,717	4,330	52.14	47.86
3	20	2017	2	17	9,045	7.36	198	122,811	4,765	4,280	52.68	47.32
4	21	2017	6	16	9,044	7.36	199	122,811	4,820	4,224	53.30	46.70
7	11	2017	3	17	9,044	7.36	200	122,811	4,583	4,461	50.67	49.33



AADT= 129,650      K 30 FACTOR= 8.61      K 100 FACTOR= 8.30      K 200 FACTOR= 8.15      D 30 FACTOR= 59.47



MO	DY	YR	DAY OF WK	HR	HR VOL	PERCENT OF AADT	HOUR NUMBER	AADT	EAST VOLUME	WEST VOLUME	PERCENT EAST IS OF TOTAL VOLUME	PERCENT WEST IS OF TOTAL VOLUME
6	9	2017	6	17	11,726	9.04	1	129,650	7,043	4,683	60.06	39.94
5	19	2017	6	17	11,635	8.97	2	129,650	7,113	4,522	61.13	38.87
9	22	2017	6	17	11,575	8.93	3	129,650	7,175	4,400	61.99	38.01
9	8	2017	6	17	11,540	8.90	4	129,650	7,295	4,245	63.21	36.79
6	23	2017	6	16	11,511	8.88	5	129,650	6,858	4,653	59.58	40.42
8	18	2017	6	16	11,425	8.81	6	129,650	6,566	4,859	57.47	42.53
8	18	2017	6	17	11,418	8.81	7	129,650	6,660	4,758	58.33	41.67
8	25	2017	6	16	11,416	8.81	8	129,650	6,394	5,022	56.01	43.99
10	6	2017	6	17	11,415	8.80	9	129,650	7,285	4,130	63.82	36.18
8	11	2017	6	17	11,395	8.79	10	129,650	6,895	4,500	60.51	39.49
7	28	2017	6	16	11,393	8.79	11	129,650	6,690	4,703	58.72	41.28
7	28	2017	6	17	11,364	8.77	12	129,650	6,875	4,489	60.50	39.50
4	7	2017	6	17	11,360	8.76	13	129,650	7,362	3,998	64.81	35.19
5	19	2017	6	16	11,360	8.76	14	129,650	6,804	4,556	59.89	40.11
9	22	2017	6	18	11,349	8.75	15	129,650	7,047	4,302	62.09	37.91
8	11	2017	6	16	11,346	8.75	16	129,650	6,645	4,701	58.57	41.43

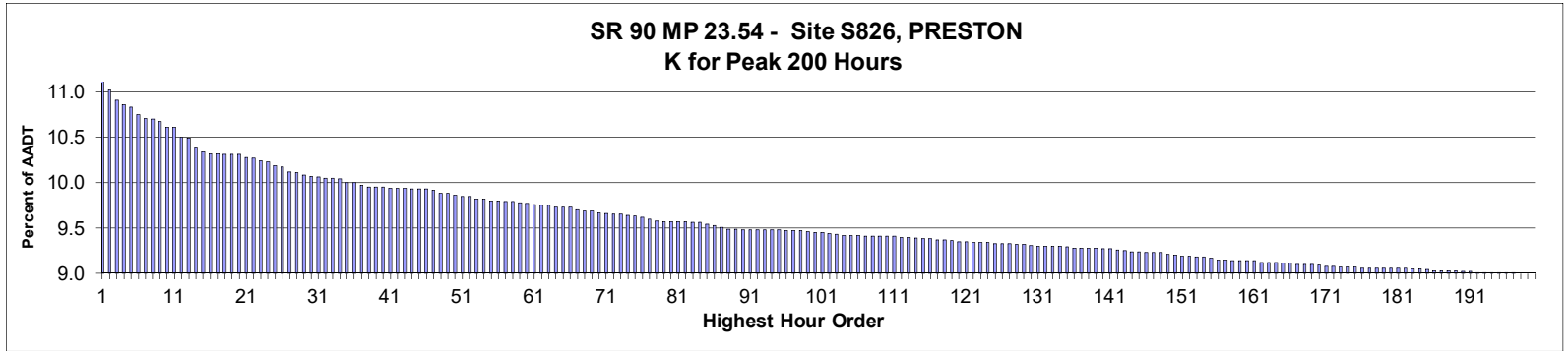
MO	DY	YR	DAY OF WK	HR	HR VOL	PERCENT OF AADT	HOUR NUMBER	AADT	EAST VOLUME	WEST VOLUME	PERCENT EAST IS OF TOTAL VOLUME	PERCENT WEST IS OF TOTAL VOLUME
3	10	2017	6	17	11,337	8.74	17	129,650	7,231	4,106	63.78	36.22
3	31	2017	6	17	11,333	8.74	18	129,650	7,005	4,328	61.81	38.19
5	5	2017	6	17	11,326	8.74	19	129,650	7,110	4,216	62.78	37.22
4	28	2017	6	17	11,318	8.73	20	129,650	7,279	4,039	64.31	35.69
7	14	2017	6	17	11,303	8.72	21	129,650	6,712	4,591	59.38	40.62
6	23	2017	6	17	11,287	8.71	22	129,650	6,697	4,590	59.33	40.67
7	14	2017	6	16	11,287	8.71	23	129,650	6,625	4,662	58.70	41.30
11	22	2017	4	16	11,272	8.69	24	129,650	6,930	4,342	61.48	38.52
1	13	2017	6	17	11,251	8.68	25	129,650	7,324	3,927	65.10	34.90
6	30	2017	6	16	11,224	8.66	26	129,650	6,807	4,417	60.65	39.35
5	5	2017	6	16	11,175	8.62	27	129,650	6,747	4,428	60.38	39.62
10	6	2017	6	16	11,170	8.62	28	129,650	6,758	4,412	60.50	39.50
8	9	2017	4	17	11,163	8.61	29	129,650	6,778	4,385	60.72	39.28
3	31	2017	6	16	11,162	8.61	30	129,650	6,638	4,524	59.47	40.53
5	5	2017	6	18	11,162	8.61	31	129,650	6,990	4,172	62.62	37.38
5	26	2017	6	16	11,156	8.60	32	129,650	6,863	4,293	61.52	38.48
7	7	2017	6	17	11,153	8.60	33	129,650	6,816	4,337	61.11	38.89
8	25	2017	6	17	11,127	8.58	34	129,650	6,760	4,367	60.75	39.25
5	12	2017	6	17	11,125	8.58	35	129,650	7,033	4,092	63.22	36.78
5	12	2017	6	16	11,122	8.58	36	129,650	6,886	4,236	61.91	38.09
8	23	2017	4	17	11,106	8.57	37	129,650	6,849	4,257	61.67	38.33
7	20	2017	5	17	11,098	8.56	38	129,650	6,600	4,498	59.47	40.53
4	21	2017	6	17	11,094	8.56	39	129,650	6,857	4,237	61.81	38.19
9	22	2017	6	16	11,087	8.55	40	129,650	6,530	4,557	58.90	41.10
10	13	2017	6	16	11,078	8.54	41	129,650	6,741	4,337	60.85	39.15
6	2	2017	6	16	11,076	8.54	42	129,650	6,753	4,323	60.97	39.03
4	28	2017	6	16	11,074	8.54	43	129,650	6,694	4,380	60.45	39.55
10	27	2017	6	17	11,072	8.54	44	129,650	6,599	4,473	59.60	40.40
6	9	2017	6	16	11,060	8.53	45	129,650	6,656	4,404	60.18	39.82
4	21	2017	6	16	11,040	8.52	46	129,650	6,628	4,412	60.04	39.96
11	22	2017	4	15	11,010	8.49	47	129,650	6,697	4,313	60.83	39.17
6	7	2017	4	18	10,989	8.48	48	129,650	6,979	4,010	63.51	36.49
10	20	2017	6	17	10,977	8.47	49	129,650	6,746	4,231	61.46	38.54
8	24	2017	5	17	10,971	8.46	50	129,650	6,813	4,158	62.10	37.90
10	16	2017	2	17	10,971	8.46	51	129,650	6,866	4,105	62.58	37.42
5	31	2017	4	17	10,952	8.45	52	129,650	6,854	4,098	62.58	37.42
7	19	2017	4	17	10,952	8.45	53	129,650	6,573	4,379	60.02	39.98
7	7	2017	6	16	10,944	8.44	54	129,650	6,432	4,512	58.77	41.23
5	31	2017	4	18	10,936	8.44	55	129,650	7,119	3,817	65.10	34.90
8	10	2017	5	17	10,930	8.43	56	129,650	6,851	4,079	62.68	37.32
6	30	2017	6	17	10,929	8.43	57	129,650	6,754	4,175	61.80	38.20
9	1	2017	6	16	10,927	8.43	58	129,650	6,660	4,267	60.95	39.05
8	22	2017	3	17	10,922	8.42	59	129,650	6,586	4,336	60.30	39.70
3	10	2017	6	16	10,914	8.42	60	129,650	6,586	4,328	60.34	39.66
7	13	2017	5	17	10,905	8.41	61	129,650	6,589	4,316	60.42	39.58
8	8	2017	3	17	10,905	8.41	62	129,650	6,895	4,010	63.23	36.77
5	18	2017	5	17	10,896	8.40	63	129,650	6,895	4,001	63.28	36.72
9	15	2017	6	16	10,890	8.40	64	129,650	6,377	4,513	58.56	41.44
1	6	2017	6	17	10,889	8.40	65	129,650	6,927	3,962	63.61	36.39
7	21	2017	6	17	10,886	8.40	66	129,650	6,527	4,359	59.96	40.04
8	25	2017	6	15	10,884	8.39	67	129,650	5,923	4,961	54.42	45.58

MO	DY	YR	DAY OF WK	HR	HR VOL	PERCENT OF AADT	HOUR NUMBER	AADT	EAST VOLUME	WEST VOLUME	PERCENT	PERCENT
											IS OF TOTAL VOLUME	WEST IS OF TOTAL VOLUME
6	22	2017	5	17	10,873	8.39	68	129,650	6,694	4,179	61.57	38.43
9	7	2017	5	17	10,870	8.38	69	129,650	7,062	3,808	64.97	35.03
10	20	2017	6	16	10,867	8.38	70	129,650	6,630	4,237	61.01	38.99
9	15	2017	6	17	10,866	8.38	71	129,650	6,639	4,227	61.10	38.90
10	27	2017	6	16	10,866	8.38	72	129,650	6,256	4,610	57.57	42.43
1	20	2017	6	17	10,864	8.38	73	129,650	7,057	3,807	64.96	35.04
1	13	2017	6	16	10,863	8.38	74	129,650	6,791	4,072	62.51	37.49
9	29	2017	6	16	10,854	8.37	75	129,650	6,407	4,447	59.03	40.97
5	17	2017	4	17	10,851	8.37	76	129,650	6,609	4,242	60.91	39.09
8	4	2017	6	17	10,849	8.37	77	129,650	6,680	4,169	61.57	38.43
8	16	2017	4	17	10,839	8.36	78	129,650	6,787	4,052	62.62	37.38
8	31	2017	5	17	10,835	8.36	79	129,650	6,868	3,967	63.39	36.61
10	26	2017	5	17	10,834	8.36	80	129,650	6,810	4,024	62.86	37.14
6	2	2017	6	17	10,828	8.35	81	129,650	6,878	3,950	63.52	36.48
8	14	2017	2	17	10,821	8.35	82	129,650	6,747	4,074	62.35	37.65
4	4	2017	3	17	10,805	8.33	83	129,650	6,953	3,852	64.35	35.65
6	7	2017	4	17	10,804	8.33	84	129,650	6,538	4,266	60.51	39.49
5	19	2017	6	18	10,802	8.33	85	129,650	6,610	4,192	61.19	38.81
11	17	2017	6	17	10,800	8.33	86	129,650	6,607	4,193	61.18	38.82
5	30	2017	3	17	10,799	8.33	87	129,650	6,823	3,976	63.18	36.82
6	20	2017	3	17	10,792	8.32	88	129,650	6,854	3,938	63.51	36.49
12	20	2017	4	17	10,787	8.32	89	129,650	6,329	4,458	58.67	41.33
3	23	2017	5	17	10,785	8.32	90	129,650	6,943	3,842	64.38	35.62
8	17	2017	5	17	10,782	8.32	91	129,650	6,642	4,140	61.60	38.40
5	25	2017	5	16	10,781	8.32	92	129,650	6,539	4,242	60.65	39.35
6	29	2017	5	17	10,781	8.32	93	129,650	6,553	4,228	60.78	39.22
5	24	2017	4	17	10,778	8.31	94	129,650	6,803	3,975	63.12	36.88
6	14	2017	4	17	10,778	8.31	95	129,650	6,555	4,223	60.82	39.18
5	18	2017	5	18	10,776	8.31	96	129,650	6,948	3,828	64.48	35.52
8	15	2017	3	17	10,774	8.31	97	129,650	6,635	4,139	61.58	38.42
10	5	2017	5	18	10,774	8.31	98	129,650	6,913	3,861	64.16	35.84
6	8	2017	5	17	10,764	8.30	99	129,650	6,815	3,949	63.31	36.69
5	2	2017	3	17	10,761	8.30	100	129,650	7,048	3,713	65.50	34.50
9	20	2017	4	18	10,758	8.30	101	129,650	6,858	3,900	63.75	36.25
3	23	2017	5	18	10,753	8.29	102	129,650	7,186	3,567	66.83	33.17
4	19	2017	4	18	10,753	8.29	103	129,650	7,147	3,606	66.47	33.53
4	27	2017	5	18	10,751	8.29	104	129,650	6,984	3,767	64.96	35.04
11	2	2017	5	17	10,751	8.29	105	129,650	6,759	3,992	62.87	37.13
8	2	2017	4	17	10,750	8.29	106	129,650	6,769	3,981	62.97	37.03
9	1	2017	6	17	10,738	8.28	107	129,650	6,696	4,042	62.36	37.64
5	24	2017	4	18	10,736	8.28	108	129,650	6,960	3,776	64.83	35.17
9	28	2017	5	17	10,735	8.28	109	129,650	6,682	4,053	62.24	37.76
8	22	2017	3	18	10,733	8.28	110	129,650	6,799	3,934	63.35	36.65
9	8	2017	6	18	10,731	8.28	111	129,650	6,770	3,961	63.09	36.91
6	1	2017	5	17	10,730	8.28	112	129,650	6,778	3,952	63.17	36.83
11	22	2017	4	17	10,728	8.27	113	129,650	6,321	4,407	58.92	41.08
7	31	2017	2	17	10,726	8.27	114	129,650	6,483	4,243	60.44	39.56
9	21	2017	5	17	10,722	8.27	115	129,650	6,793	3,929	63.36	36.64
10	12	2017	5	18	10,720	8.27	116	129,650	6,881	3,839	64.19	35.81
10	4	2017	4	17	10,718	8.27	117	129,650	6,656	4,062	62.10	37.90
7	26	2017	4	17	10,717	8.27	118	129,650	6,605	4,112	61.63	38.37

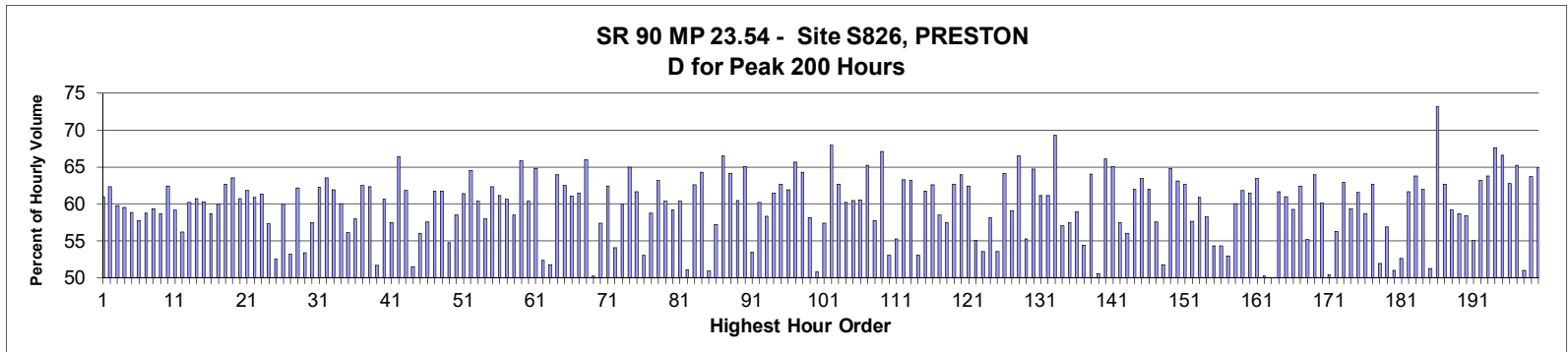
MO	DY	YR	DAY OF WK	HR	HR VOL	PERCENT OF AADT	HOUR NUMBER	AADT	EAST VOLUME	WEST VOLUME	PERCENT EAST IS OF TOTAL VOLUME	PERCENT WEST IS OF TOTAL VOLUME
9	15	2017	6	18	10,715	8.26	119	129,650	6,658	4,057	62.14	37.86
4	19	2017	4	17	10,706	8.26	120	129,650	6,890	3,816	64.36	35.64
7	13	2017	5	18	10,705	8.26	121	129,650	6,692	4,013	62.51	37.49
10	5	2017	5	17	10,698	8.25	122	129,650	6,757	3,941	63.16	36.84
9	12	2017	3	18	10,695	8.25	123	129,650	6,907	3,788	64.58	35.42
8	29	2017	3	17	10,692	8.25	124	129,650	6,843	3,849	64.00	36.00
10	31	2017	3	17	10,692	8.25	125	129,650	6,895	3,797	64.49	35.51
3	10	2017	6	18	10,691	8.25	126	129,650	6,749	3,942	63.13	36.87
5	10	2017	4	18	10,689	8.24	127	129,650	6,927	3,762	64.80	35.20
10	24	2017	3	18	10,689	8.24	128	129,650	6,901	3,788	64.56	35.44
7	10	2017	2	17	10,686	8.24	129	129,650	6,738	3,948	63.05	36.95
5	26	2017	6	15	10,684	8.24	130	129,650	6,568	4,116	61.48	38.52
9	7	2017	5	18	10,683	8.24	131	129,650	6,974	3,709	65.28	34.72
6	22	2017	5	18	10,679	8.24	132	129,650	6,755	3,924	63.25	36.75
6	2	2017	6	18	10,678	8.24	133	129,650	6,738	3,940	63.10	36.90
6	19	2017	2	17	10,678	8.24	134	129,650	6,550	4,128	61.34	38.66
8	11	2017	6	18	10,676	8.23	135	129,650	6,619	4,057	62.00	38.00
4	28	2017	6	18	10,674	8.23	136	129,650	6,877	3,797	64.43	35.57
6	19	2017	2	18	10,672	8.23	137	129,650	6,789	3,883	63.62	36.38
8	18	2017	6	15	10,672	8.23	138	129,650	6,137	4,535	57.51	42.49
10	24	2017	3	17	10,670	8.23	139	129,650	6,716	3,954	62.94	37.06
9	6	2017	4	17	10,668	8.23	140	129,650	6,697	3,971	62.78	37.22
5	10	2017	4	17	10,665	8.23	141	129,650	6,558	4,107	61.49	38.51
6	26	2017	2	17	10,662	8.22	142	129,650	6,750	3,912	63.31	36.69
3	30	2017	5	17	10,660	8.22	143	129,650	6,909	3,751	64.81	35.19
5	16	2017	3	17	10,660	8.22	144	129,650	6,900	3,760	64.73	35.27
9	8	2017	6	16	10,660	8.22	145	129,650	6,380	4,280	59.85	40.15
3	1	2017	4	17	10,659	8.22	146	129,650	6,944	3,715	65.15	34.85
10	26	2017	5	18	10,658	8.22	147	129,650	6,748	3,910	63.31	36.69
8	31	2017	5	18	10,656	8.22	148	129,650	6,982	3,674	65.52	34.48
8	30	2017	4	17	10,654	8.22	149	129,650	6,687	3,967	62.77	37.23
9	28	2017	5	18	10,652	8.22	150	129,650	6,828	3,824	64.10	35.90
10	9	2017	2	18	10,650	8.21	151	129,650	6,794	3,856	63.79	36.21
7	7	2017	6	18	10,647	8.21	152	129,650	6,715	3,932	63.07	36.93
5	11	2017	5	17	10,645	8.21	153	129,650	6,770	3,875	63.60	36.40
7	25	2017	3	17	10,645	8.21	154	129,650	6,545	4,100	61.48	38.52
10	11	2017	4	17	10,645	8.21	155	129,650	6,751	3,894	63.42	36.58
10	23	2017	2	17	10,643	8.21	156	129,650	6,975	3,668	65.54	34.46
8	10	2017	5	18	10,638	8.21	157	129,650	6,760	3,878	63.55	36.45
6	21	2017	4	17	10,637	8.20	158	129,650	6,346	4,291	59.66	40.34
10	13	2017	6	17	10,637	8.20	159	129,650	6,399	4,238	60.16	39.84
5	2	2017	3	18	10,636	8.20	160	129,650	6,907	3,729	64.94	35.06
5	26	2017	6	17	10,630	8.20	161	129,650	6,720	3,910	63.22	36.78
6	27	2017	3	17	10,630	8.20	162	129,650	6,614	4,016	62.22	37.78
11	17	2017	6	16	10,629	8.20	163	129,650	6,405	4,224	60.26	39.74
6	6	2017	3	17	10,628	8.20	164	129,650	6,585	4,043	61.96	38.04
9	13	2017	4	18	10,627	8.20	165	129,650	6,811	3,816	64.09	35.91
5	11	2017	5	18	10,626	8.20	166	129,650	7,020	3,606	66.06	33.94
8	2	2017	4	18	10,624	8.19	167	129,650	6,948	3,676	65.40	34.60
3	30	2017	5	18	10,622	8.19	168	129,650	7,109	3,513	66.93	33.07
4	26	2017	4	17	10,621	8.19	169	129,650	6,674	3,947	62.84	37.16



MO	DY	YR	DAY OF WK	HR	HR VOL	PERCENT OF AADT	HOUR NUMBER	AADT	EAST VOLUME	WEST VOLUME	PERCENT EAST IS OF TOTAL VOLUME	PERCENT WEST IS OF TOTAL VOLUME
8	29	2017	3	18	10,617	8.19	170	129,650	6,937	3,680	65.34	34.66
4	14	2017	6	17	10,615	8.19	171	129,650	6,652	3,963	62.67	37.33
10	6	2017	6	18	10,615	8.19	172	129,650	6,620	3,995	62.36	37.64
8	7	2017	2	17	10,613	8.19	173	129,650	6,685	3,928	62.99	37.01
8	21	2017	2	18	10,613	8.19	174	129,650	6,689	3,924	63.03	36.97
3	31	2017	6	18	10,611	8.18	175	129,650	6,386	4,225	60.18	39.82
6	13	2017	3	17	10,611	8.18	176	129,650	6,677	3,934	62.93	37.07
7	27	2017	5	18	10,609	8.18	177	129,650	6,853	3,756	64.60	35.40
7	13	2017	5	16	10,605	8.18	178	129,650	6,300	4,305	59.41	40.59
8	14	2017	2	18	10,604	8.18	179	129,650	6,815	3,789	64.27	35.73
3	16	2017	5	17	10,603	8.18	180	129,650	6,798	3,805	64.11	35.89
6	1	2017	5	18	10,603	8.18	181	129,650	6,910	3,693	65.17	34.83
6	13	2017	3	18	10,603	8.18	182	129,650	6,873	3,730	64.82	35.18
8	16	2017	4	18	10,601	8.18	183	129,650	6,798	3,803	64.13	35.87
7	28	2017	6	18	10,598	8.17	184	129,650	6,485	4,113	61.19	38.81
10	4	2017	4	18	10,598	8.17	185	129,650	6,825	3,773	64.40	35.60
7	24	2017	2	17	10,595	8.17	186	129,650	6,524	4,071	61.58	38.42
9	5	2017	3	17	10,594	8.17	187	129,650	6,776	3,818	63.96	36.04
6	8	2017	5	18	10,593	8.17	188	129,650	6,816	3,777	64.34	35.66
6	9	2017	6	18	10,586	8.17	189	129,650	6,606	3,980	62.40	37.60
10	13	2017	6	18	10,586	8.17	190	129,650	6,598	3,988	62.33	37.67
3	24	2017	6	17	10,585	8.16	191	129,650	6,706	3,879	63.35	36.65
8	1	2017	3	17	10,585	8.16	192	129,650	6,598	3,987	62.33	37.67
1	5	2017	5	17	10,584	8.16	193	129,650	6,647	3,937	62.80	37.20
10	12	2017	5	17	10,583	8.16	194	129,650	6,689	3,894	63.21	36.79
8	3	2017	5	17	10,579	8.16	195	129,650	6,775	3,804	64.04	35.96
7	27	2017	5	17	10,572	8.15	196	129,650	6,639	3,933	62.80	37.20
6	6	2017	3	18	10,571	8.15	197	129,650	6,871	3,700	65.00	35.00
3	17	2017	6	17	10,567	8.15	198	129,650	6,559	4,008	62.07	37.93
5	18	2017	5	16	10,567	8.15	199	129,650	6,477	4,090	61.29	38.71
6	28	2017	4	16	10,566	8.15	200	129,650	6,066	4,500	57.41	42.59



AADT= 64,802      K 30 FACTOR= 10.07      K 100 FACTOR= 9.45      K 200 FACTOR= 9.00      D 30 FACTOR= 57.43



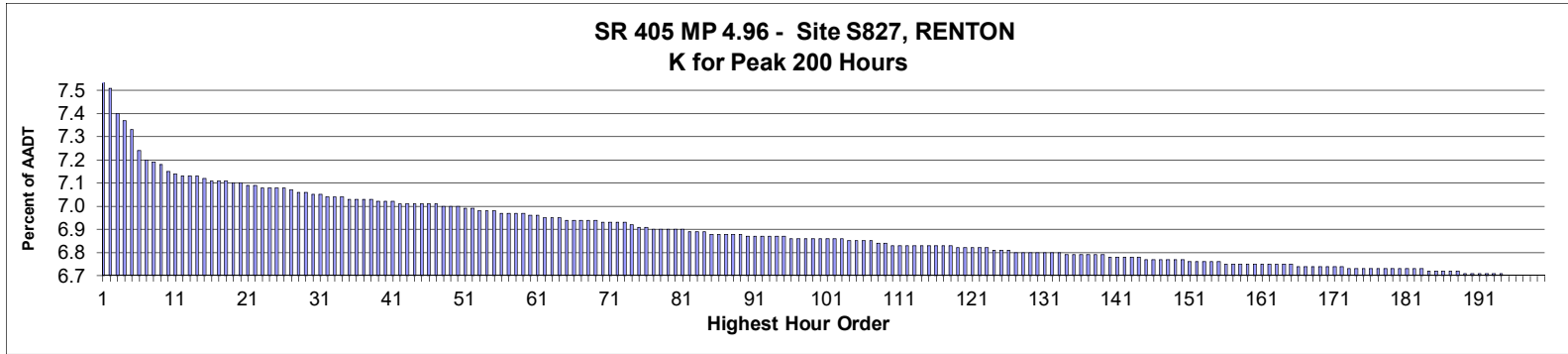
MO	DY	YR	DAY OF WK	HR	HR VOL	PERCENT OF AADT	HOUR NUMBER	AADT	EAST VOLUME	WEST VOLUME	PERCENT EAST IS OF TOTAL VOLUME	PERCENT WEST IS OF TOTAL VOLUME
5	14	2017	1	17	7,484	11.55	1	64,802	2,922	4,562	39.04	60.96
5	14	2017	1	18	7,141	11.02	2	64,802	2,689	4,452	37.66	62.34
6	9	2017	6	17	7,067	10.91	3	64,802	4,223	2,844	59.76	40.24
6	23	2017	6	16	7,038	10.86	4	64,802	4,187	2,851	59.49	40.51
7	14	2017	6	16	7,015	10.83	5	64,802	4,126	2,889	58.82	41.18
7	28	2017	6	16	6,968	10.75	6	64,802	4,024	2,944	57.75	42.25
8	18	2017	6	16	6,939	10.71	7	64,802	4,075	2,864	58.73	41.27
8	18	2017	6	17	6,936	10.70	8	64,802	4,114	2,822	59.31	40.69
6	23	2017	6	17	6,912	10.67	9	64,802	4,056	2,856	58.68	41.32
7	21	2017	6	17	6,877	10.61	10	64,802	4,293	2,584	62.43	37.57
8	11	2017	6	16	6,873	10.61	11	64,802	4,068	2,805	59.19	40.81
8	25	2017	6	16	6,802	10.50	12	64,802	3,824	2,978	56.22	43.78
7	14	2017	6	17	6,799	10.49	13	64,802	4,090	2,709	60.16	39.84
8	11	2017	6	17	6,728	10.38	14	64,802	4,083	2,645	60.69	39.31
11	22	2017	4	15	6,703	10.34	15	64,802	4,041	2,662	60.29	39.71
3	19	2017	1	16	6,685	10.32	16	64,802	2,765	3,920	41.36	58.64

MO	DY	YR	DAY OF WK	HR	HR VOL	PERCENT OF AADT	HOUR NUMBER	AADT	EAST VOLUME	WEST VOLUME	PERCENT	PERCENT
											EAST IS OF TOTAL VOLUME	WEST IS OF TOTAL VOLUME
7	28	2017	6	17	6,685	10.32	17	64,802	4,006	2,679	59.93	40.07
9	15	2017	6	17	6,682	10.31	18	64,802	4,190	2,492	62.71	37.29
5	5	2017	6	17	6,680	10.31	19	64,802	4,241	2,439	63.49	36.51
6	16	2017	6	17	6,680	10.31	20	64,802	4,056	2,624	60.72	39.28
5	19	2017	6	17	6,663	10.28	21	64,802	4,122	2,541	61.86	38.14
1	2	2017	2	15	6,657	10.27	22	64,802	2,604	4,053	39.12	60.88
8	25	2017	6	17	6,635	10.24	23	64,802	4,070	2,565	61.34	38.66
7	21	2017	6	16	6,628	10.23	24	64,802	3,799	2,829	57.32	42.68
8	20	2017	1	14	6,601	10.19	25	64,802	3,466	3,135	52.51	47.49
11	22	2017	4	16	6,593	10.17	26	64,802	3,954	2,639	59.97	40.03
8	20	2017	1	13	6,557	10.12	27	64,802	3,488	3,069	53.20	46.80
3	31	2017	6	17	6,549	10.11	28	64,802	4,069	2,480	62.13	37.87
8	25	2017	6	15	6,531	10.08	29	64,802	3,486	3,045	53.38	46.62
7	21	2017	6	15	6,523	10.07	30	64,802	3,746	2,777	57.43	42.57
6	30	2017	6	15	6,522	10.06	31	64,802	4,059	2,463	62.24	37.76
4	21	2017	6	17	6,513	10.05	32	64,802	4,137	2,376	63.52	36.48
9	22	2017	6	17	6,510	10.05	33	64,802	4,029	2,481	61.89	38.11
6	30	2017	6	16	6,503	10.04	34	64,802	3,903	2,600	60.02	39.98
3	19	2017	1	15	6,481	10.00	35	64,802	2,843	3,638	43.87	56.13
8	18	2017	6	15	6,481	10.00	36	64,802	3,757	2,724	57.97	42.03
6	9	2017	6	16	6,459	9.97	37	64,802	4,037	2,422	62.50	37.50
2	17	2017	6	17	6,450	9.95	38	64,802	4,019	2,431	62.31	37.69
3	19	2017	1	14	6,450	9.95	39	64,802	3,331	3,119	51.64	48.36
10	15	2017	1	16	6,449	9.95	40	64,802	2,537	3,912	39.34	60.66
7	28	2017	6	15	6,444	9.94	41	64,802	3,704	2,740	57.48	42.52
5	26	2017	6	16	6,443	9.94	42	64,802	4,280	2,163	66.43	33.57
6	16	2017	6	16	6,442	9.94	43	64,802	3,982	2,460	61.81	38.19
8	20	2017	1	15	6,438	9.93	44	64,802	3,123	3,315	48.51	51.49
7	23	2017	1	15	6,436	9.93	45	64,802	2,829	3,607	43.96	56.04
8	11	2017	6	15	6,435	9.93	46	64,802	3,704	2,731	57.56	42.44
6	30	2017	6	17	6,427	9.92	47	64,802	3,967	2,460	61.72	38.28
9	15	2017	6	18	6,402	9.88	48	64,802	3,953	2,449	61.75	38.25
8	20	2017	1	12	6,401	9.88	49	64,802	3,505	2,896	54.76	45.24
5	14	2017	1	15	6,388	9.86	50	64,802	2,651	3,737	41.50	58.50
2	17	2017	6	16	6,385	9.85	51	64,802	3,919	2,466	61.38	38.62
3	19	2017	1	17	6,384	9.85	52	64,802	2,261	4,123	35.42	64.58
7	7	2017	6	17	6,363	9.82	53	64,802	3,840	2,523	60.35	39.65
7	14	2017	6	15	6,362	9.82	54	64,802	3,687	2,675	57.95	42.05
10	6	2017	6	16	6,353	9.80	55	64,802	3,962	2,391	62.36	37.64
9	15	2017	6	16	6,350	9.80	56	64,802	3,884	2,466	61.17	38.83
5	5	2017	6	18	6,347	9.79	57	64,802	3,850	2,497	60.66	39.34
7	14	2017	6	18	6,344	9.79	58	64,802	3,712	2,632	58.51	41.49
4	7	2017	6	17	6,338	9.78	59	64,802	4,171	2,167	65.81	34.19
8	4	2017	6	16	6,332	9.77	60	64,802	3,825	2,507	60.41	39.59
1	2	2017	2	16	6,322	9.76	61	64,802	2,227	4,095	35.23	64.77
7	23	2017	1	13	6,317	9.75	62	64,802	3,012	3,305	47.68	52.32
7	23	2017	1	14	6,315	9.75	63	64,802	3,048	3,267	48.27	51.73
5	5	2017	6	16	6,306	9.73	64	64,802	4,031	2,275	63.92	36.08
8	4	2017	6	17	6,306	9.73	65	64,802	3,944	2,362	62.54	37.46
11	22	2017	4	17	6,306	9.73	66	64,802	3,851	2,455	61.07	38.93
4	21	2017	6	16	6,285	9.70	67	64,802	3,864	2,421	61.48	38.52

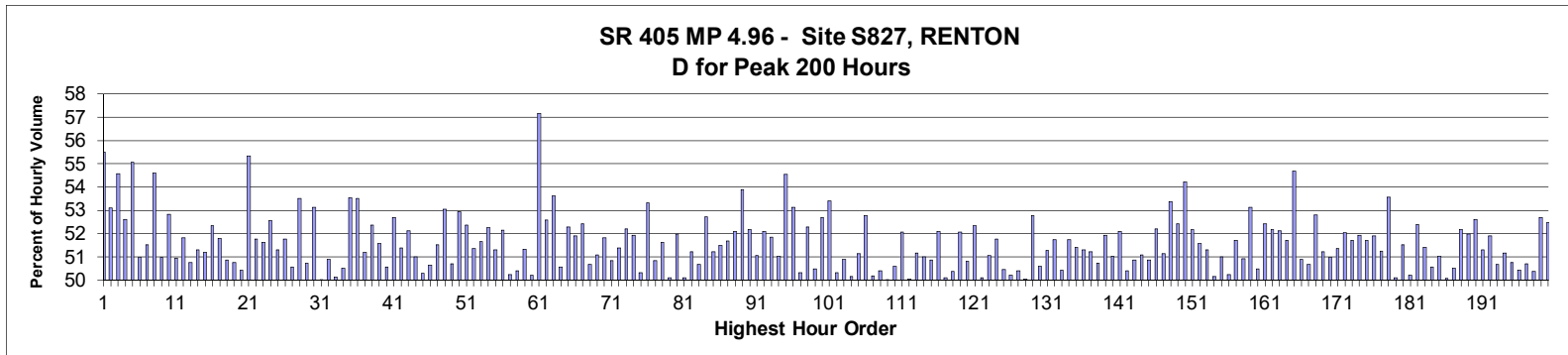
MO	DY	YR	DAY OF WK	HR	HR VOL	PERCENT OF AADT	HOUR NUMBER	AADT	EAST VOLUME	WEST VOLUME	PERCENT EAST IS OF TOTAL VOLUME	PERCENT WEST IS OF TOTAL VOLUME
4	28	2017	6	17	6,280	9.69	68	64,802	4,146	2,134	66.02	33.98
7	23	2017	1	12	6,277	9.69	69	64,802	3,153	3,124	50.23	49.77
6	11	2017	1	15	6,269	9.67	70	64,802	2,672	3,597	42.62	57.38
7	21	2017	6	18	6,259	9.66	71	64,802	3,905	2,354	62.39	37.61
7	9	2017	1	14	6,255	9.65	72	64,802	2,876	3,379	45.98	54.02
6	16	2017	6	18	6,253	9.65	73	64,802	3,747	2,506	59.92	40.08
1	27	2017	6	17	6,248	9.64	74	64,802	4,058	2,190	64.95	35.05
8	11	2017	6	18	6,242	9.63	75	64,802	3,848	2,394	61.65	38.35
1	2	2017	2	14	6,235	9.62	76	64,802	2,930	3,305	46.99	53.01
8	19	2017	7	13	6,222	9.60	77	64,802	3,658	2,564	58.79	41.21
9	1	2017	6	16	6,207	9.58	78	64,802	3,920	2,287	63.15	36.85
10	27	2017	6	17	6,204	9.57	79	64,802	3,745	2,459	60.36	39.64
7	7	2017	6	16	6,203	9.57	80	64,802	3,672	2,531	59.20	40.80
7	23	2017	1	16	6,203	9.57	81	64,802	2,458	3,745	39.63	60.37
8	27	2017	1	13	6,202	9.57	82	64,802	3,036	3,166	48.95	51.05
5	7	2017	1	16	6,197	9.56	83	64,802	2,317	3,880	37.39	62.61
5	12	2017	6	16	6,197	9.56	84	64,802	3,985	2,212	64.31	35.69
7	16	2017	1	13	6,180	9.54	85	64,802	3,034	3,146	49.09	50.91
3	19	2017	1	13	6,176	9.53	86	64,802	3,535	2,641	57.24	42.76
10	6	2017	6	17	6,165	9.51	87	64,802	4,103	2,062	66.55	33.45
2	17	2017	6	18	6,151	9.49	88	64,802	3,945	2,206	64.14	35.86
9	22	2017	6	16	6,149	9.49	89	64,802	3,718	2,431	60.47	39.53
6	22	2017	5	17	6,146	9.48	90	64,802	3,999	2,147	65.07	34.93
7	22	2017	7	13	6,146	9.48	91	64,802	3,287	2,859	53.48	46.52
7	28	2017	6	18	6,145	9.48	92	64,802	3,697	2,448	60.16	39.84
7	16	2017	1	16	6,141	9.48	93	64,802	2,557	3,584	41.64	58.36
8	19	2017	7	12	6,141	9.48	94	64,802	3,776	2,365	61.49	38.51
9	1	2017	6	17	6,140	9.48	95	64,802	3,849	2,291	62.69	37.31
5	19	2017	6	16	6,138	9.47	96	64,802	3,798	2,340	61.88	38.12
9	8	2017	6	17	6,135	9.47	97	64,802	4,028	2,107	65.66	34.34
5	12	2017	6	17	6,134	9.47	98	64,802	3,946	2,188	64.33	35.67
10	27	2017	6	16	6,130	9.46	99	64,802	3,567	2,563	58.19	41.81
8	27	2017	1	12	6,126	9.45	100	64,802	3,111	3,015	50.78	49.22
10	15	2017	1	15	6,126	9.45	101	64,802	2,609	3,517	42.59	57.41
1	13	2017	6	17	6,119	9.44	102	64,802	4,158	1,961	67.95	32.05
6	23	2017	6	15	6,114	9.43	103	64,802	3,830	2,284	62.64	37.36
6	11	2017	1	16	6,104	9.42	104	64,802	2,432	3,672	39.84	60.16
9	1	2017	6	15	6,104	9.42	105	64,802	3,689	2,415	60.44	39.56
7	9	2017	1	17	6,102	9.42	106	64,802	2,408	3,694	39.46	60.54
3	10	2017	6	17	6,100	9.41	107	64,802	3,981	2,119	65.26	34.74
5	21	2017	1	16	6,099	9.41	108	64,802	2,579	3,520	42.29	57.71
5	26	2017	6	17	6,097	9.41	109	64,802	4,090	2,007	67.08	32.92
7	22	2017	7	14	6,097	9.41	110	64,802	3,233	2,864	53.03	46.97
8	20	2017	1	16	6,097	9.41	111	64,802	2,729	3,368	44.76	55.24
8	25	2017	6	18	6,094	9.40	112	64,802	3,855	2,239	63.26	36.74
10	13	2017	6	17	6,091	9.40	113	64,802	3,851	2,240	63.22	36.78
7	30	2017	1	13	6,086	9.39	114	64,802	2,860	3,226	46.99	53.01
5	19	2017	6	18	6,079	9.38	115	64,802	3,751	2,328	61.70	38.30
4	28	2017	6	16	6,076	9.38	116	64,802	3,805	2,271	62.62	37.38
7	9	2017	1	16	6,073	9.37	117	64,802	2,519	3,554	41.48	58.52
7	22	2017	7	12	6,071	9.37	118	64,802	3,489	2,582	57.47	42.53

MO	DY	YR	DAY OF WK	HR	HR VOL	PERCENT OF AADT	HOUR NUMBER	AADT	EAST VOLUME	WEST VOLUME	PERCENT EAST IS OF TOTAL VOLUME	PERCENT WEST IS OF TOTAL VOLUME
8	17	2017	5	17	6,066	9.36	119	64,802	3,803	2,263	62.69	37.31
9	22	2017	6	18	6,062	9.35	120	64,802	3,879	2,183	63.99	36.01
10	13	2017	6	16	6,061	9.35	121	64,802	3,783	2,278	62.42	37.58
5	21	2017	1	15	6,054	9.34	122	64,802	2,719	3,335	44.91	55.09
8	12	2017	7	14	6,053	9.34	123	64,802	2,811	3,242	46.44	53.56
8	18	2017	6	14	6,052	9.34	124	64,802	3,520	2,532	58.16	41.84
6	11	2017	1	14	6,044	9.33	125	64,802	2,810	3,234	46.49	53.51
10	15	2017	1	17	6,044	9.33	126	64,802	2,170	3,874	35.90	64.10
7	21	2017	6	14	6,043	9.33	127	64,802	3,571	2,472	59.09	40.91
5	26	2017	6	14	6,040	9.32	128	64,802	4,019	2,021	66.54	33.46
7	31	2017	2	17	6,037	9.32	129	64,802	3,336	2,701	55.26	44.74
5	26	2017	6	15	6,035	9.31	130	64,802	3,906	2,129	64.72	35.28
7	23	2017	1	17	6,029	9.30	131	64,802	2,344	3,685	38.88	61.12
3	31	2017	6	16	6,025	9.30	132	64,802	3,682	2,343	61.11	38.89
1	2	2017	2	17	6,024	9.30	133	64,802	1,850	4,174	30.71	69.29
7	9	2017	1	15	6,024	9.30	134	64,802	2,588	3,436	42.96	57.04
8	27	2017	1	15	6,018	9.29	135	64,802	2,559	3,459	42.52	57.48
2	10	2017	6	18	6,013	9.28	136	64,802	3,542	2,471	58.91	41.09
8	19	2017	7	14	6,012	9.28	137	64,802	3,268	2,744	54.36	45.64
10	20	2017	6	17	6,012	9.28	138	64,802	3,852	2,160	64.07	35.93
7	9	2017	1	13	6,011	9.28	139	64,802	2,972	3,039	49.44	50.56
3	24	2017	6	17	6,010	9.27	140	64,802	3,973	2,037	66.11	33.89
5	7	2017	1	17	6,008	9.27	141	64,802	2,097	3,911	34.90	65.10
7	14	2017	6	14	6,003	9.26	142	64,802	3,448	2,555	57.44	42.56
7	30	2017	1	15	5,997	9.25	143	64,802	2,639	3,358	44.01	55.99
7	20	2017	5	17	5,989	9.24	144	64,802	3,711	2,278	61.96	38.04
6	9	2017	6	18	5,985	9.24	145	64,802	3,797	2,188	63.44	36.56
7	1	2017	7	12	5,984	9.23	146	64,802	3,712	2,272	62.03	37.97
5	7	2017	1	15	5,982	9.23	147	64,802	2,539	3,443	42.44	57.56
7	30	2017	1	14	5,978	9.23	148	64,802	2,883	3,095	48.23	51.77
6	2	2017	6	17	5,970	9.21	149	64,802	3,871	2,099	64.84	35.16
3	17	2017	6	17	5,962	9.20	150	64,802	3,763	2,199	63.12	36.88
3	10	2017	6	16	5,957	9.19	151	64,802	3,733	2,224	62.67	37.33
6	25	2017	1	16	5,956	9.19	152	64,802	2,525	3,431	42.39	57.61
7	16	2017	1	17	5,951	9.18	153	64,802	2,327	3,624	39.10	60.90
7	30	2017	1	16	5,946	9.18	154	64,802	2,483	3,463	41.76	58.24
6	25	2017	1	15	5,940	9.17	155	64,802	2,715	3,225	45.71	54.29
1	2	2017	2	13	5,928	9.15	156	64,802	3,219	2,709	54.30	45.70
8	27	2017	1	14	5,927	9.15	157	64,802	2,789	3,138	47.06	52.94
7	28	2017	6	14	5,926	9.14	158	64,802	3,559	2,367	60.06	39.94
8	27	2017	1	16	5,925	9.14	159	64,802	2,262	3,663	38.18	61.82
8	24	2017	5	17	5,924	9.14	160	64,802	3,641	2,283	61.46	38.54
6	23	2017	6	18	5,920	9.14	161	64,802	3,756	2,164	63.45	36.55
8	19	2017	7	15	5,912	9.12	162	64,802	2,970	2,942	50.24	49.76
7	30	2017	1	12	5,910	9.12	163	64,802	2,955	2,955	50.00	50.00
2	10	2017	6	17	5,907	9.12	164	64,802	3,643	2,264	61.67	38.33
7	13	2017	5	17	5,906	9.11	165	64,802	3,599	2,307	60.94	39.06
5	29	2017	2	15	5,905	9.11	166	64,802	2,407	3,498	40.76	59.24
6	22	2017	5	18	5,895	9.10	167	64,802	3,681	2,214	62.44	37.56
8	12	2017	7	15	5,895	9.10	168	64,802	2,641	3,254	44.80	55.20
6	30	2017	6	18	5,894	9.10	169	64,802	3,769	2,125	63.95	36.05

MO	DY	YR	DAY OF WK	HR	HR VOL	PERCENT OF AADT	HOUR NUMBER	AADT	EAST VOLUME	WEST VOLUME	PERCENT EAST IS OF TOTAL VOLUME	PERCENT WEST IS OF TOTAL VOLUME
9	29	2017	6	16	5,893	9.09	170	64,802	3,541	2,352	60.09	39.91
8	26	2017	7	15	5,886	9.08	171	64,802	2,918	2,968	49.58	50.42
7	7	2017	6	15	5,885	9.08	172	64,802	3,312	2,573	56.28	43.72
5	29	2017	2	16	5,876	9.07	173	64,802	2,177	3,699	37.05	62.95
5	21	2017	1	17	5,875	9.07	174	64,802	2,388	3,487	40.65	59.35
6	16	2017	6	15	5,875	9.07	175	64,802	3,617	2,258	61.57	38.43
6	4	2017	1	15	5,874	9.06	176	64,802	2,428	3,446	41.33	58.67
6	2	2017	6	18	5,873	9.06	177	64,802	3,678	2,195	62.63	37.37
7	22	2017	7	15	5,871	9.06	178	64,802	2,824	3,047	48.10	51.90
8	20	2017	1	17	5,871	9.06	179	64,802	2,530	3,341	43.09	56.91
8	6	2017	1	13	5,870	9.06	180	64,802	2,995	2,875	51.02	48.98
6	18	2017	1	14	5,869	9.06	181	64,802	2,780	3,089	47.37	52.63
6	4	2017	1	17	5,868	9.06	182	64,802	2,250	3,618	38.34	61.66
6	11	2017	1	17	5,867	9.05	183	64,802	2,124	3,743	36.20	63.80
6	4	2017	1	16	5,865	9.05	184	64,802	2,229	3,636	38.01	61.99
5	21	2017	1	14	5,860	9.04	185	64,802	2,855	3,005	48.72	51.28
1	15	2017	1	17	5,853	9.03	186	64,802	1,571	4,282	26.84	73.16
8	16	2017	4	17	5,851	9.03	187	64,802	3,667	2,184	62.67	37.33
8	18	2017	6	18	5,851	9.03	188	64,802	3,464	2,387	59.20	40.80
9	15	2017	6	15	5,850	9.03	189	64,802	3,431	2,419	58.65	41.35
8	26	2017	7	13	5,845	9.02	190	64,802	3,415	2,430	58.43	41.57
7	16	2017	1	15	5,843	9.02	191	64,802	2,624	3,219	44.91	55.09
2	24	2017	6	17	5,840	9.01	192	64,802	3,691	2,149	63.20	36.80
4	7	2017	6	16	5,839	9.01	193	64,802	3,724	2,115	63.78	36.22
5	25	2017	5	17	5,839	9.01	194	64,802	3,950	1,889	67.65	32.35
1	15	2017	1	16	5,838	9.01	195	64,802	1,949	3,889	33.38	66.62
4	9	2017	1	17	5,837	9.01	196	64,802	2,176	3,661	37.28	62.72
6	22	2017	5	16	5,837	9.01	197	64,802	3,806	2,031	65.20	34.80
7	31	2017	2	16	5,834	9.00	198	64,802	2,974	2,860	50.98	49.02
8	27	2017	1	17	5,831	9.00	199	64,802	2,117	3,714	36.31	63.69
8	31	2017	5	17	5,830	9.00	200	64,802	3,781	2,049	64.85	35.15



**AADT= 154,331      K 30 FACTOR= 7.02      K 100 FACTOR= 6.83      K 200 FACTOR= 6.67      D 30 FACTOR= 53.14**



MO	DY	YR	DAY OF WK	HR	HR VOL	PERCENT OF AADT	HOUR NUMBER	AADT	NORTH VOLUME	SOUTH VOLUME	PERCENT NORTH IS OF TOTAL VOLUME	PERCENT SOUTH IS OF TOTAL VOLUME
6	11	2017	1	17	11,740	7.61	1	154,331	5,224	6,516	44.50	55.50
6	11	2017	1	18	11,537	7.48	2	154,331	5,410	6,127	46.89	53.11
6	11	2017	1	19	11,371	7.37	3	154,331	5,166	6,205	45.43	54.57
1	28	2017	7	14	11,324	7.34	4	154,331	5,957	5,367	52.61	47.39
6	11	2017	1	15	11,269	7.30	5	154,331	5,064	6,205	44.94	55.06
1	28	2017	7	15	11,127	7.21	6	154,331	5,673	5,454	50.98	49.02
11	4	2017	7	12	11,067	7.17	7	154,331	5,703	5,364	51.53	48.47
9	16	2017	7	16	11,048	7.16	8	154,331	5,016	6,032	45.40	54.60
6	18	2017	1	13	11,038	7.15	9	154,331	5,626	5,412	50.97	49.03
6	11	2017	1	16	10,984	7.12	10	154,331	5,181	5,803	47.17	52.83
12	16	2017	7	16	10,979	7.11	11	154,331	5,594	5,385	50.95	49.05
1	28	2017	7	13	10,958	7.10	12	154,331	5,677	5,281	51.81	48.19
11	4	2017	7	13	10,955	7.10	13	154,331	5,560	5,395	50.75	49.25
9	17	2017	1	13	10,950	7.10	14	154,331	5,618	5,332	51.31	48.69
9	24	2017	1	13	10,946	7.09	15	154,331	5,604	5,342	51.20	48.80
10	7	2017	7	12	10,932	7.08	16	154,331	5,722	5,210	52.34	47.66

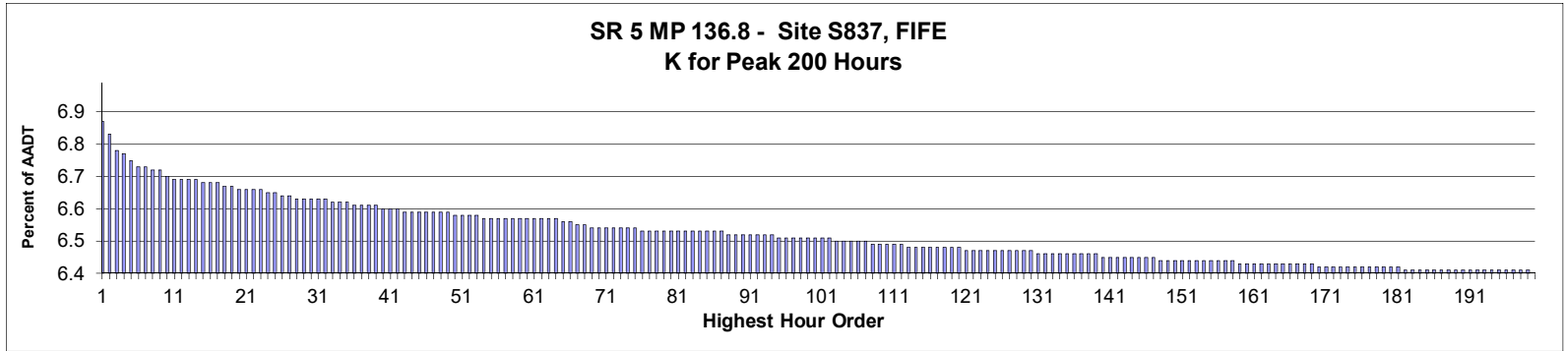
MO	DY	YR	DAY OF WK	HR	HR VOL	PERCENT OF AADT	HOUR NUMBER	AADT	NORTH VOLUME	SOUTH VOLUME	PERCENT NORTH IS OF TOTAL VOLUME	PERCENT SOUTH IS OF TOTAL VOLUME
10	14	2017	7	16	10,931	7.08	17	154,331	5,661	5,270	51.79	48.21
12	16	2017	7	13	10,919	7.08	18	154,331	5,552	5,367	50.85	49.15
7	23	2017	1	13	10,909	7.07	19	154,331	5,537	5,372	50.76	49.24
1	28	2017	7	16	10,908	7.07	20	154,331	5,501	5,407	50.43	49.57
9	16	2017	7	15	10,903	7.06	21	154,331	4,869	6,034	44.66	55.34
6	11	2017	1	14	10,891	7.06	22	154,331	5,255	5,636	48.25	51.75
1	28	2017	7	17	10,888	7.05	23	154,331	5,620	5,268	51.62	48.38
11	18	2017	7	12	10,888	7.05	24	154,331	5,723	5,165	52.56	47.44
9	9	2017	7	12	10,887	7.05	25	154,331	5,585	5,302	51.30	48.70
11	18	2017	7	13	10,881	7.05	26	154,331	5,632	5,249	51.76	48.24
6	17	2017	7	12	10,863	7.04	27	154,331	5,491	5,372	50.55	49.45
12	16	2017	7	12	10,856	7.03	28	154,331	5,808	5,048	53.50	46.50
2	12	2017	1	14	10,844	7.03	29	154,331	5,501	5,343	50.73	49.27
10	8	2017	1	13	10,832	7.02	30	154,331	5,756	5,076	53.14	46.86
2	11	2017	7	15	10,831	7.02	31	154,331	5,412	5,419	49.97	50.03
7	1	2017	7	13	10,826	7.01	32	154,331	5,510	5,316	50.90	49.10
8	13	2017	1	13	10,826	7.01	33	154,331	5,400	5,426	49.88	50.12
2	11	2017	7	14	10,825	7.01	34	154,331	5,468	5,357	50.51	49.49
10	1	2017	1	14	10,807	7.00	35	154,331	5,785	5,022	53.53	46.47
10	8	2017	1	14	10,802	7.00	36	154,331	5,780	5,022	53.51	46.49
12	16	2017	7	15	10,802	7.00	37	154,331	5,272	5,530	48.81	51.19
11	12	2017	1	14	10,800	7.00	38	154,331	5,655	5,145	52.36	47.64
7	23	2017	1	14	10,786	6.99	39	154,331	5,562	5,224	51.57	48.43
8	5	2017	7	12	10,784	6.99	40	154,331	5,453	5,331	50.57	49.43
10	22	2017	1	14	10,781	6.99	41	154,331	5,681	5,100	52.69	47.31
10	1	2017	1	16	10,779	6.98	42	154,331	5,538	5,241	51.38	48.62
12	9	2017	7	13	10,777	6.98	43	154,331	5,618	5,159	52.13	47.87
9	16	2017	7	11	10,775	6.98	44	154,331	5,495	5,280	51.00	49.00
8	6	2017	1	13	10,771	6.98	45	154,331	5,355	5,416	49.72	50.28
1	7	2017	7	16	10,769	6.98	46	154,331	5,314	5,455	49.35	50.65
11	18	2017	7	14	10,766	6.98	47	154,331	5,547	5,219	51.52	48.48
10	29	2017	1	13	10,757	6.97	48	154,331	5,706	5,051	53.04	46.96
7	22	2017	7	11	10,754	6.97	49	154,331	5,452	5,302	50.70	49.30
6	11	2017	1	13	10,751	6.97	50	154,331	5,690	5,061	52.93	47.07
9	16	2017	7	12	10,745	6.96	51	154,331	5,625	5,120	52.35	47.65
10	14	2017	7	17	10,741	6.96	52	154,331	5,515	5,226	51.35	48.65
10	14	2017	7	12	10,731	6.95	53	154,331	5,544	5,187	51.66	48.34
9	10	2017	1	13	10,730	6.95	54	154,331	5,607	5,123	52.26	47.74
11	11	2017	7	13	10,730	6.95	55	154,331	5,506	5,224	51.31	48.69
1	7	2017	7	14	10,713	6.94	56	154,331	5,586	5,127	52.14	47.86
8	5	2017	7	14	10,708	6.94	57	154,331	5,379	5,329	50.23	49.77
11	11	2017	7	14	10,706	6.94	58	154,331	5,397	5,309	50.41	49.59
8	20	2017	1	17	10,704	6.94	59	154,331	5,493	5,211	51.32	48.68
9	24	2017	1	18	10,698	6.93	60	154,331	5,370	5,328	50.20	49.80
6	11	2017	1	20	10,688	6.93	61	154,331	4,578	6,110	42.83	57.17
10	1	2017	1	13	10,679	6.92	62	154,331	5,616	5,063	52.59	47.41
12	30	2017	7	14	10,676	6.92	63	154,331	5,723	4,953	53.61	46.39
8	20	2017	1	16	10,674	6.92	64	154,331	5,396	5,278	50.55	49.45
12	17	2017	1	14	10,669	6.91	65	154,331	5,577	5,092	52.27	47.73
9	17	2017	1	14	10,666	6.91	66	154,331	5,537	5,129	51.91	48.09
12	3	2017	1	14	10,663	6.91	67	154,331	5,588	5,075	52.41	47.59



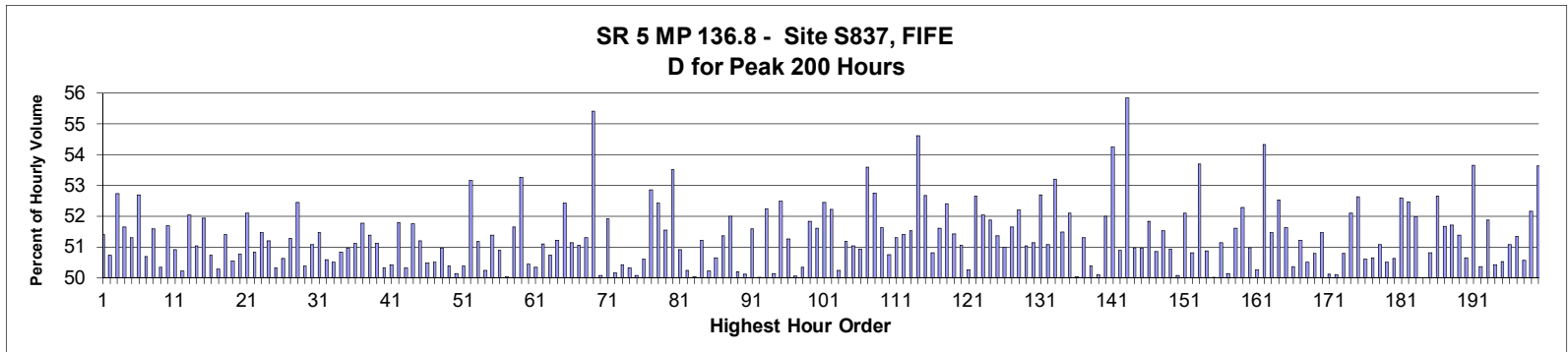
MO	DY	YR	DAY OF WK	HR	HR VOL	PERCENT OF AADT	HOUR NUMBER	AADT	NORTH VOLUME	SOUTH VOLUME	PERCENT NORTH IS OF TOTAL VOLUME	PERCENT SOUTH IS OF TOTAL VOLUME
1	21	2017	7	15	10,662	6.91	68	154,331	5,260	5,402	49.33	50.67
1	21	2017	7	17	10,662	6.91	69	154,331	5,446	5,216	51.08	48.92
12	30	2017	7	13	10,648	6.90	70	154,331	5,517	5,131	51.81	48.19
10	15	2017	1	16	10,645	6.90	71	154,331	5,412	5,233	50.84	49.16
10	7	2017	7	17	10,644	6.90	72	154,331	5,470	5,174	51.39	48.61
6	18	2017	1	12	10,642	6.90	73	154,331	5,554	5,088	52.19	47.81
12	9	2017	7	14	10,627	6.89	74	154,331	5,518	5,109	51.92	48.08
7	29	2017	7	11	10,620	6.88	75	154,331	5,345	5,275	50.33	49.67
10	15	2017	1	13	10,619	6.88	76	154,331	5,663	4,956	53.33	46.67
10	14	2017	7	15	10,609	6.87	77	154,331	5,216	5,393	49.17	50.83
10	14	2017	7	18	10,601	6.87	78	154,331	5,474	5,127	51.64	48.36
7	1	2017	7	12	10,599	6.87	79	154,331	5,290	5,309	49.91	50.09
11	18	2017	7	15	10,597	6.87	80	154,331	5,507	5,090	51.97	48.03
8	20	2017	1	15	10,596	6.87	81	154,331	5,310	5,286	50.11	49.89
1	28	2017	7	18	10,592	6.86	82	154,331	5,424	5,168	51.21	48.79
12	3	2017	1	16	10,590	6.86	83	154,331	5,367	5,223	50.68	49.32
9	24	2017	1	14	10,583	6.86	84	154,331	5,579	5,004	52.72	47.28
9	23	2017	7	12	10,579	6.85	85	154,331	5,418	5,161	51.21	48.79
9	9	2017	7	11	10,577	6.85	86	154,331	5,447	5,130	51.50	48.50
6	18	2017	1	16	10,570	6.85	87	154,331	5,109	5,461	48.33	51.67
12	16	2017	7	17	10,569	6.85	88	154,331	5,506	5,063	52.10	47.90
10	22	2017	1	13	10,568	6.85	89	154,331	5,694	4,874	53.88	46.12
12	9	2017	7	12	10,563	6.84	90	154,331	5,512	5,051	52.18	47.82
12	17	2017	1	13	10,561	6.84	91	154,331	5,392	5,169	51.06	48.94
12	16	2017	7	14	10,558	6.84	92	154,331	5,059	5,499	47.92	52.08
6	3	2017	7	12	10,557	6.84	93	154,331	5,474	5,083	51.85	48.15
1	28	2017	7	12	10,552	6.84	94	154,331	5,385	5,167	51.03	48.97
10	29	2017	1	14	10,552	6.84	95	154,331	5,755	4,797	54.54	45.46
12	10	2017	1	14	10,545	6.83	96	154,331	5,604	4,941	53.14	46.86
7	16	2017	1	13	10,544	6.83	97	154,331	5,306	5,238	50.32	49.68
12	23	2017	7	13	10,544	6.83	98	154,331	5,513	5,031	52.29	47.71
2	11	2017	7	18	10,543	6.83	99	154,331	5,322	5,221	50.48	49.52
1	14	2017	7	18	10,542	6.83	100	154,331	5,553	4,989	52.68	47.32
10	7	2017	7	13	10,538	6.83	101	154,331	5,627	4,911	53.40	46.60
1	21	2017	7	16	10,537	6.83	102	154,331	5,303	5,234	50.33	49.67
6	4	2017	1	14	10,536	6.83	103	154,331	5,363	5,173	50.90	49.10
6	10	2017	7	13	10,529	6.82	104	154,331	5,280	5,249	50.15	49.85
8	20	2017	1	13	10,529	6.82	105	154,331	5,384	5,145	51.13	48.87
12	3	2017	1	15	10,528	6.82	106	154,331	5,555	4,973	52.76	47.24
8	5	2017	7	15	10,522	6.82	107	154,331	5,243	5,279	49.83	50.17
6	17	2017	7	13	10,517	6.81	108	154,331	5,217	5,300	49.61	50.39
9	23	2017	7	13	10,508	6.81	109	154,331	5,253	5,255	49.99	50.01
6	3	2017	7	14	10,502	6.80	110	154,331	5,189	5,313	49.41	50.59
11	19	2017	1	14	10,502	6.80	111	154,331	5,467	5,035	52.06	47.94
1	7	2017	7	15	10,501	6.80	112	154,331	5,255	5,246	50.04	49.96
8	5	2017	7	13	10,501	6.80	113	154,331	5,373	5,128	51.17	48.83
6	17	2017	7	11	10,494	6.80	114	154,331	5,352	5,142	51.00	49.00
2	11	2017	7	12	10,492	6.80	115	154,331	5,155	5,337	49.13	50.87
11	11	2017	7	12	10,492	6.80	116	154,331	5,464	5,028	52.08	47.92
2	12	2017	1	15	10,490	6.80	117	154,331	5,257	5,233	50.11	49.89
6	3	2017	7	16	10,488	6.80	118	154,331	5,205	5,283	49.63	50.37

MO	DY	YR	DAY OF WK	HR	HR VOL	PERCENT OF AADT	HOUR NUMBER	AADT	NORTH VOLUME	SOUTH VOLUME	PERCENT NORTH IS OF TOTAL VOLUME	PERCENT SOUTH IS OF TOTAL VOLUME
8	6	2017	1	16	10,483	6.79	119	154,331	5,458	5,025	52.07	47.93
10	28	2017	7	16	10,480	6.79	120	154,331	5,324	5,156	50.80	49.20
7	16	2017	1	14	10,477	6.79	121	154,331	5,483	4,994	52.33	47.67
9	30	2017	7	17	10,476	6.79	122	154,331	5,250	5,226	50.11	49.89
9	30	2017	7	12	10,473	6.79	123	154,331	5,348	5,125	51.06	48.94
10	7	2017	7	14	10,471	6.78	124	154,331	5,050	5,421	48.23	51.77
7	9	2017	1	13	10,462	6.78	125	154,331	5,279	5,183	50.46	49.54
8	5	2017	7	17	10,457	6.78	126	154,331	5,252	5,205	50.22	49.78
1	21	2017	7	12	10,455	6.77	127	154,331	5,269	5,186	50.40	49.60
6	3	2017	7	18	10,455	6.77	128	154,331	5,232	5,223	50.04	49.96
11	12	2017	1	13	10,449	6.77	129	154,331	5,513	4,936	52.76	47.24
10	1	2017	1	17	10,448	6.77	130	154,331	5,285	5,163	50.58	49.42
12	23	2017	7	14	10,448	6.77	131	154,331	5,356	5,092	51.26	48.74
1	21	2017	7	14	10,447	6.77	132	154,331	5,404	5,043	51.73	48.27
6	3	2017	7	15	10,445	6.77	133	154,331	5,178	5,267	49.57	50.43
8	12	2017	7	19	10,438	6.76	134	154,331	5,401	5,037	51.74	48.26
10	14	2017	7	13	10,434	6.76	135	154,331	5,364	5,070	51.41	48.59
12	9	2017	7	16	10,434	6.76	136	154,331	5,353	5,081	51.30	48.70
8	27	2017	1	12	10,430	6.76	137	154,331	5,343	5,087	51.23	48.77
10	1	2017	1	15	10,430	6.76	138	154,331	5,290	5,140	50.72	49.28
11	23	2017	5	15	10,428	6.76	139	154,331	5,416	5,012	51.94	48.06
9	2	2017	7	14	10,423	6.75	140	154,331	5,319	5,104	51.03	48.97
12	9	2017	7	15	10,420	6.75	141	154,331	5,427	4,993	52.08	47.92
8	6	2017	1	15	10,416	6.75	142	154,331	5,250	5,166	50.40	49.60
7	16	2017	1	15	10,414	6.75	143	154,331	5,296	5,118	50.85	49.15
12	10	2017	1	13	10,414	6.75	144	154,331	5,321	5,093	51.09	48.91
6	10	2017	7	17	10,402	6.74	145	154,331	5,291	5,111	50.87	49.13
7	16	2017	1	18	10,402	6.74	146	154,331	5,429	4,973	52.19	47.81
9	2	2017	7	12	10,398	6.74	147	154,331	5,318	5,080	51.14	48.86
11	4	2017	7	14	10,397	6.74	148	154,331	5,548	4,849	53.36	46.64
7	23	2017	1	17	10,396	6.74	149	154,331	5,449	4,947	52.41	47.59
10	29	2017	1	18	10,396	6.74	150	154,331	5,638	4,758	54.23	45.77
1	29	2017	1	14	10,392	6.73	151	154,331	5,422	4,970	52.17	47.83
7	29	2017	7	13	10,390	6.73	152	154,331	5,358	5,032	51.57	48.43
9	24	2017	1	12	10,384	6.73	153	154,331	5,327	5,057	51.30	48.70
1	16	2017	2	16	10,381	6.73	154	154,331	5,207	5,174	50.16	49.84
9	30	2017	7	16	10,380	6.73	155	154,331	5,293	5,087	50.99	49.01
8	5	2017	7	16	10,376	6.72	156	154,331	5,212	5,164	50.23	49.77
1	21	2017	7	13	10,374	6.72	157	154,331	5,363	5,011	51.70	48.30
9	23	2017	7	18	10,372	6.72	158	154,331	5,280	5,092	50.91	49.09
8	6	2017	1	18	10,370	6.72	159	154,331	5,510	4,860	53.13	46.87
8	19	2017	7	11	10,369	6.72	160	154,331	5,134	5,235	49.51	50.49
12	9	2017	7	17	10,369	6.72	161	154,331	5,435	4,934	52.42	47.58
9	2	2017	7	13	10,368	6.72	162	154,331	5,408	4,960	52.16	47.84
9	22	2017	6	18	10,368	6.72	163	154,331	5,403	4,965	52.11	47.89
1	16	2017	2	17	10,367	6.72	164	154,331	5,360	5,007	51.70	48.30
11	25	2017	7	14	10,364	6.72	165	154,331	5,667	4,697	54.68	45.32
9	23	2017	7	15	10,362	6.71	166	154,331	5,272	5,090	50.88	49.12
10	20	2017	6	16	10,358	6.71	167	154,331	5,249	5,109	50.68	49.32
7	30	2017	1	13	10,356	6.71	168	154,331	5,468	4,888	52.80	47.20
8	12	2017	7	18	10,354	6.71	169	154,331	5,303	5,051	51.22	48.78

MO	DY	YR	DAY OF WK	HR	HR VOL	PERCENT OF AADT	HOUR NUMBER	AADT	NORTH VOLUME	SOUTH VOLUME	PERCENT NORTH IS OF TOTAL VOLUME	PERCENT SOUTH IS OF TOTAL VOLUME
8	12	2017	7	11	10,352	6.71	170	154,331	5,075	5,277	49.02	50.98
10	28	2017	7	14	10,350	6.71	171	154,331	5,315	5,035	51.35	48.65
7	30	2017	1	17	10,349	6.71	172	154,331	5,386	4,963	52.04	47.96
11	4	2017	7	18	10,347	6.70	173	154,331	5,351	4,996	51.72	48.28
12	22	2017	6	15	10,347	6.70	174	154,331	5,372	4,975	51.92	48.08
7	9	2017	1	14	10,344	6.70	175	154,331	5,350	4,994	51.72	48.28
11	10	2017	6	16	10,344	6.70	176	154,331	5,369	4,975	51.90	48.10
8	12	2017	7	12	10,343	6.70	177	154,331	5,043	5,300	48.76	51.24
1	15	2017	1	14	10,342	6.70	178	154,331	5,539	4,803	53.56	46.44
7	16	2017	1	16	10,338	6.70	179	154,331	5,178	5,160	50.09	49.91
7	8	2017	7	12	10,337	6.70	180	154,331	5,326	5,011	51.52	48.48
9	30	2017	7	14	10,337	6.70	181	154,331	5,189	5,148	50.20	49.80
7	9	2017	1	16	10,334	6.70	182	154,331	5,413	4,921	52.38	47.62
10	21	2017	7	12	10,333	6.70	183	154,331	5,311	5,022	51.40	48.60
9	16	2017	7	18	10,328	6.69	184	154,331	5,106	5,222	49.44	50.56
9	23	2017	7	11	10,325	6.69	185	154,331	5,270	5,055	51.04	48.96
6	24	2017	7	11	10,322	6.69	186	154,331	5,153	5,169	49.92	50.08
9	23	2017	7	14	10,322	6.69	187	154,331	5,215	5,107	50.52	49.48
9	8	2017	6	18	10,318	6.69	188	154,331	5,384	4,934	52.18	47.82
1	7	2017	7	13	10,312	6.68	189	154,331	5,360	4,952	51.98	48.02
9	23	2017	7	19	10,312	6.68	190	154,331	5,426	4,886	52.62	47.38
1	14	2017	7	14	10,311	6.68	191	154,331	5,291	5,020	51.31	48.69
11	10	2017	6	17	10,309	6.68	192	154,331	5,351	4,958	51.91	48.09
9	30	2017	7	18	10,306	6.68	193	154,331	5,083	5,223	49.32	50.68
10	14	2017	7	14	10,305	6.68	194	154,331	5,272	5,033	51.16	48.84
2	11	2017	7	17	10,299	6.67	195	154,331	5,227	5,072	50.75	49.25
10	15	2017	1	18	10,297	6.67	196	154,331	5,193	5,104	50.43	49.57
7	23	2017	1	12	10,290	6.67	197	154,331	5,217	5,073	50.70	49.30
8	27	2017	1	13	10,289	6.67	198	154,331	5,182	5,107	50.36	49.64
9	10	2017	1	12	10,287	6.67	199	154,331	5,419	4,868	52.68	47.32
11	12	2017	1	15	10,287	6.67	200	154,331	5,397	4,890	52.46	47.54



**AADT= 195,691      K 30 FACTOR= 6.64      K 100 FACTOR= 6.52      K 200 FACTOR= 6.41      D 30 FACTOR= 51.07**



MO	DY	YR	DAY OF WK	HR	HR VOL	PERCENT OF AADT	HOUR NUMBER	AADT	NORTH VOLUME	SOUTH VOLUME	PERCENT NORTH IS OF TOTAL VOLUME	PERCENT SOUTH IS OF TOTAL VOLUME
9	23	2017	7	12	13,454	6.88	1	195,691	6,538	6,916	48.60	51.40
9	23	2017	7	13	13,382	6.84	2	195,691	6,595	6,787	49.28	50.72
9	16	2017	7	12	13,283	6.79	3	195,691	6,278	7,005	47.26	52.74
3	18	2017	7	14	13,268	6.78	4	195,691	6,416	6,852	48.36	51.64
9	23	2017	7	18	13,231	6.76	5	195,691	6,442	6,789	48.69	51.31
1	14	2017	7	13	13,187	6.74	6	195,691	6,239	6,948	47.31	52.69
3	4	2017	7	14	13,182	6.74	7	195,691	6,501	6,681	49.32	50.68
2	25	2017	7	17	13,171	6.73	8	195,691	6,377	6,794	48.42	51.58
12	30	2017	7	13	13,161	6.73	9	195,691	6,626	6,535	50.35	49.65
1	28	2017	7	17	13,134	6.71	10	195,691	6,345	6,789	48.31	51.69
2	25	2017	7	12	13,117	6.70	11	195,691	6,439	6,678	49.09	50.91
3	18	2017	7	17	13,115	6.70	12	195,691	6,529	6,586	49.78	50.22
2	11	2017	7	13	13,111	6.70	13	195,691	6,288	6,823	47.96	52.04
4	16	2017	1	14	13,106	6.70	14	195,691	6,688	6,418	51.03	48.97
9	16	2017	7	13	13,101	6.69	15	195,691	6,296	6,805	48.06	51.94
3	4	2017	7	13	13,084	6.69	16	195,691	6,447	6,637	49.27	50.73

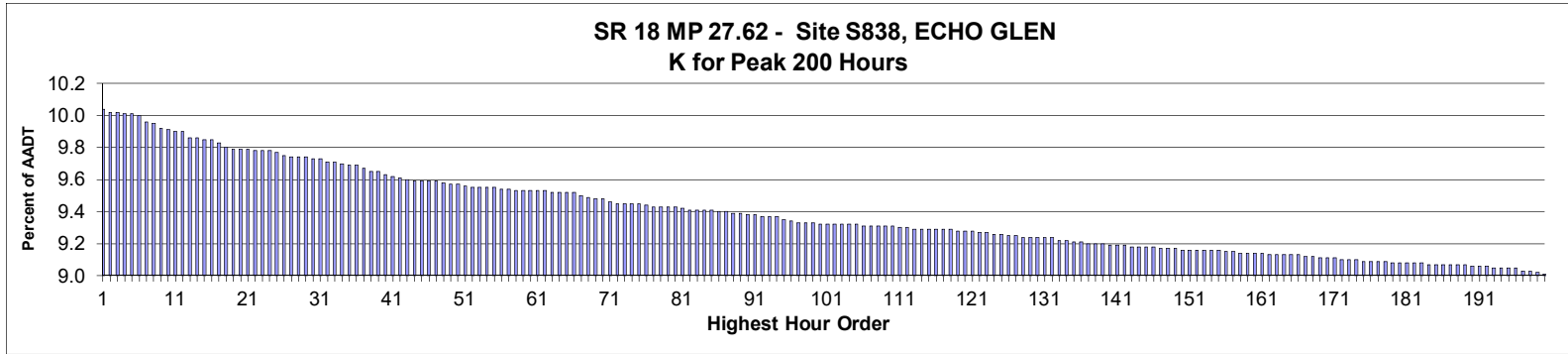
MO	DY	YR	DAY OF WK	HR	HR VOL	PERCENT OF AADT	HOUR NUMBER	AADT	NORTH VOLUME	SOUTH VOLUME	PERCENT NORTH IS OF TOTAL VOLUME	PERCENT SOUTH IS OF TOTAL VOLUME
12	16	2017	7	14	13,082	6.69	17	195,691	6,506	6,576	49.73	50.27
2	25	2017	7	14	13,071	6.68	18	195,691	6,351	6,720	48.59	51.41
5	17	2017	4	8	13,069	6.68	19	195,691	6,462	6,607	49.45	50.55
3	4	2017	7	12	13,062	6.67	20	195,691	6,429	6,633	49.22	50.78
2	24	2017	6	14	13,061	6.67	21	195,691	6,255	6,806	47.89	52.11
4	29	2017	7	17	13,046	6.67	22	195,691	6,631	6,415	50.83	49.17
2	11	2017	7	15	13,044	6.67	23	195,691	6,332	6,712	48.54	51.46
2	25	2017	7	13	13,034	6.66	24	195,691	6,360	6,674	48.80	51.20
4	29	2017	7	16	13,034	6.66	25	195,691	6,560	6,474	50.33	49.67
5	4	2017	5	8	13,012	6.65	26	195,691	6,424	6,588	49.37	50.63
5	10	2017	4	8	13,009	6.65	27	195,691	6,337	6,672	48.71	51.29
4	9	2017	1	13	12,991	6.64	28	195,691	6,177	6,814	47.55	52.45
5	16	2017	3	8	12,990	6.64	29	195,691	6,545	6,445	50.38	49.62
5	6	2017	7	14	12,989	6.64	30	195,691	6,355	6,634	48.93	51.07
5	7	2017	1	17	12,988	6.64	31	195,691	6,305	6,683	48.54	51.46
2	25	2017	7	15	12,986	6.64	32	195,691	6,416	6,570	49.41	50.59
5	18	2017	5	8	12,971	6.63	33	195,691	6,419	6,552	49.49	50.51
4	20	2017	5	8	12,965	6.63	34	195,691	6,375	6,590	49.17	50.83
5	11	2017	5	8	12,965	6.63	35	195,691	6,359	6,606	49.05	50.95
11	10	2017	6	14	12,962	6.62	36	195,691	6,336	6,626	48.88	51.12
11	10	2017	6	13	12,955	6.62	37	195,691	6,248	6,707	48.23	51.77
9	9	2017	7	12	12,949	6.62	38	195,691	6,296	6,653	48.62	51.38
2	11	2017	7	17	12,948	6.62	39	195,691	6,619	6,329	51.12	48.88
5	31	2017	4	8	12,940	6.61	40	195,691	6,513	6,427	50.33	49.67
5	6	2017	7	13	12,936	6.61	41	195,691	6,412	6,524	49.57	50.43
12	23	2017	7	14	12,930	6.61	42	195,691	6,233	6,697	48.21	51.79
5	24	2017	4	8	12,921	6.60	43	195,691	6,421	6,500	49.69	50.31
1	28	2017	7	16	12,920	6.60	44	195,691	6,232	6,688	48.24	51.76
9	30	2017	7	12	12,919	6.60	45	195,691	6,305	6,614	48.80	51.20
1	28	2017	7	14	12,917	6.60	46	195,691	6,395	6,522	49.51	50.49
4	8	2017	7	16	12,907	6.60	47	195,691	6,389	6,518	49.50	50.50
4	19	2017	4	8	12,907	6.60	48	195,691	6,331	6,576	49.05	50.95
2	22	2017	4	8	12,906	6.60	49	195,691	6,404	6,502	49.62	50.38
4	25	2017	3	8	12,905	6.59	50	195,691	6,434	6,471	49.86	50.14
9	30	2017	7	17	12,902	6.59	51	195,691	6,401	6,501	49.61	50.39
1	28	2017	7	15	12,900	6.59	52	195,691	6,041	6,859	46.83	53.17
9	9	2017	7	13	12,891	6.59	53	195,691	6,294	6,597	48.82	51.18
5	6	2017	7	12	12,886	6.58	54	195,691	6,413	6,473	49.77	50.23
4	11	2017	3	8	12,885	6.58	55	195,691	6,264	6,621	48.61	51.39
5	6	2017	7	17	12,885	6.58	56	195,691	6,558	6,327	50.90	49.10
9	9	2017	7	16	12,885	6.58	57	195,691	6,446	6,439	50.03	49.97
9	23	2017	7	14	12,882	6.58	58	195,691	6,230	6,652	48.36	51.64
5	14	2017	1	13	12,881	6.58	59	195,691	6,020	6,861	46.74	53.26
6	13	2017	3	8	12,881	6.58	60	195,691	6,497	6,384	50.44	49.56
2	11	2017	7	14	12,879	6.58	61	195,691	6,484	6,395	50.35	49.65
6	14	2017	4	14	12,872	6.58	62	195,691	6,296	6,576	48.91	51.09
6	7	2017	4	8	12,869	6.58	63	195,691	6,340	6,529	49.27	50.73
9	16	2017	7	17	12,867	6.58	64	195,691	6,592	6,275	51.23	48.77
4	8	2017	7	13	12,853	6.57	65	195,691	6,737	6,116	52.42	47.58
10	7	2017	7	13	12,853	6.57	66	195,691	6,280	6,573	48.86	51.14
4	27	2017	5	8	12,844	6.56	67	195,691	6,286	6,558	48.94	51.06

MO	DY	YR	DAY OF WK	HR	HR VOL	PERCENT OF AADT	HOUR NUMBER	AADT	NORTH VOLUME	SOUTH VOLUME	PERCENT NORTH IS OF TOTAL VOLUME	PERCENT SOUTH IS OF TOTAL VOLUME
9	16	2017	7	18	12,844	6.56	68	195,691	6,590	6,254	51.31	48.69
4	15	2017	7	12	12,827	6.55	69	195,691	5,720	7,107	44.59	55.41
4	29	2017	7	12	12,825	6.55	70	195,691	6,402	6,423	49.92	50.08
1	13	2017	6	15	12,821	6.55	71	195,691	6,165	6,656	48.09	51.91
6	14	2017	4	8	12,821	6.55	72	195,691	6,430	6,391	50.15	49.85
12	16	2017	7	13	12,821	6.55	73	195,691	6,466	6,355	50.43	49.57
6	6	2017	3	8	12,816	6.55	74	195,691	6,449	6,367	50.32	49.68
4	9	2017	1	14	12,814	6.55	75	195,691	6,416	6,398	50.07	49.93
3	5	2017	1	14	12,805	6.54	76	195,691	6,480	6,325	50.61	49.39
10	13	2017	6	13	12,805	6.54	77	195,691	6,037	6,768	47.15	52.85
3	11	2017	7	15	12,804	6.54	78	195,691	6,092	6,712	47.58	52.42
8	26	2017	7	12	12,804	6.54	79	195,691	6,205	6,599	48.46	51.54
6	18	2017	1	12	12,801	6.54	80	195,691	5,951	6,850	46.49	53.51
11	4	2017	7	17	12,801	6.54	81	195,691	6,518	6,283	50.92	49.08
12	23	2017	7	13	12,801	6.54	82	195,691	6,371	6,430	49.77	50.23
4	15	2017	7	14	12,799	6.54	83	195,691	6,394	6,405	49.96	50.04
11	10	2017	6	12	12,798	6.54	84	195,691	6,242	6,556	48.77	51.23
5	15	2017	2	8	12,797	6.54	85	195,691	6,371	6,426	49.79	50.21
5	7	2017	1	18	12,792	6.54	86	195,691	6,314	6,478	49.36	50.64
7	23	2017	1	12	12,789	6.54	87	195,691	6,219	6,570	48.63	51.37
3	11	2017	7	14	12,787	6.53	88	195,691	6,138	6,649	48.00	52.00
5	8	2017	2	8	12,787	6.53	89	195,691	6,369	6,418	49.81	50.19
5	25	2017	5	8	12,779	6.53	90	195,691	6,374	6,405	49.88	50.12
2	24	2017	6	13	12,778	6.53	91	195,691	6,187	6,591	48.42	51.58
4	16	2017	1	13	12,773	6.53	92	195,691	6,384	6,389	49.98	50.02
3	3	2017	6	14	12,772	6.53	93	195,691	6,099	6,673	47.75	52.25
5	22	2017	2	8	12,772	6.53	94	195,691	6,404	6,368	50.14	49.86
4	15	2017	7	11	12,762	6.52	95	195,691	6,063	6,699	47.51	52.49
4	13	2017	5	8	12,761	6.52	96	195,691	6,218	6,543	48.73	51.27
6	11	2017	1	18	12,758	6.52	97	195,691	6,385	6,373	50.05	49.95
4	16	2017	1	15	12,754	6.52	98	195,691	6,422	6,332	50.35	49.65
4	6	2017	5	14	12,752	6.52	99	195,691	6,141	6,611	48.16	51.84
2	25	2017	7	18	12,751	6.52	100	195,691	6,172	6,579	48.40	51.60
5	6	2017	7	15	12,750	6.52	101	195,691	6,062	6,688	47.55	52.45
6	18	2017	1	13	12,750	6.52	102	195,691	6,092	6,658	47.78	52.22
1	28	2017	7	13	12,748	6.51	103	195,691	6,343	6,405	49.76	50.24
3	3	2017	6	8	12,741	6.51	104	195,691	6,221	6,520	48.83	51.17
3	31	2017	6	14	12,738	6.51	105	195,691	6,236	6,502	48.96	51.04
12	30	2017	7	14	12,735	6.51	106	195,691	6,249	6,486	49.07	50.93
8	26	2017	7	11	12,731	6.51	107	195,691	5,909	6,822	46.41	53.59
10	7	2017	7	11	12,726	6.50	108	195,691	6,012	6,714	47.24	52.76
9	16	2017	7	16	12,724	6.50	109	195,691	6,570	6,154	51.63	48.37
2	23	2017	5	8	12,719	6.50	110	195,691	6,265	6,454	49.26	50.74
8	26	2017	7	13	12,716	6.50	111	195,691	6,192	6,524	48.69	51.31
4	30	2017	1	14	12,712	6.50	112	195,691	6,534	6,178	51.40	48.60
7	23	2017	1	18	12,710	6.49	113	195,691	6,548	6,162	51.52	48.48
1	20	2017	6	14	12,707	6.49	114	195,691	5,766	6,941	45.38	54.62
8	12	2017	7	11	12,707	6.49	115	195,691	6,014	6,693	47.33	52.67
6	5	2017	2	8	12,702	6.49	116	195,691	6,454	6,248	50.81	49.19
11	4	2017	7	12	12,700	6.49	117	195,691	6,147	6,553	48.40	51.60
7	23	2017	1	17	12,699	6.49	118	195,691	6,655	6,044	52.41	47.59

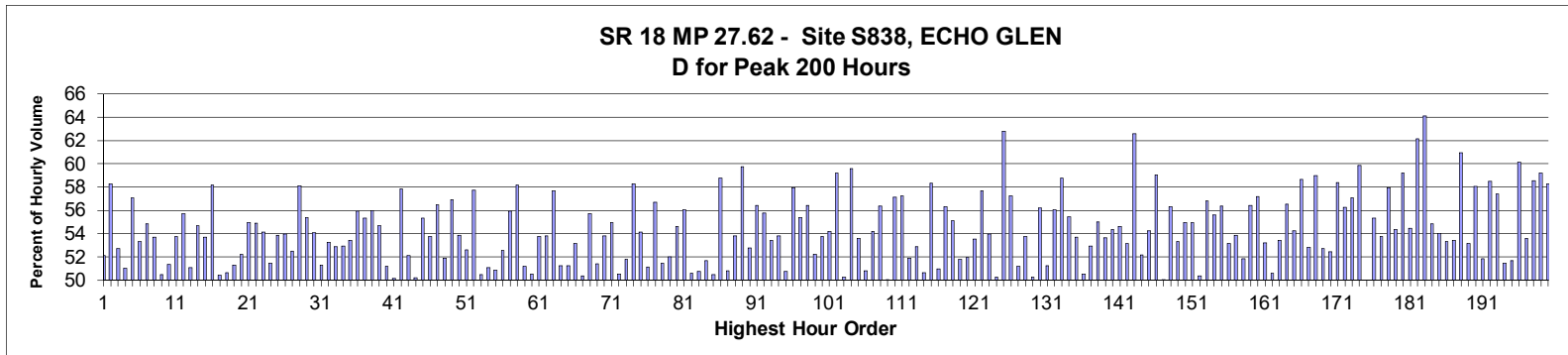
MO	DY	YR	DAY OF WK	HR	HR VOL	PERCENT OF AADT	HOUR NUMBER	AADT	NORTH VOLUME	SOUTH VOLUME	PERCENT NORTH IS OF TOTAL VOLUME	PERCENT SOUTH IS OF TOTAL VOLUME
9	17	2017	1	13	12,696	6.49	119	195,691	6,530	6,166	51.43	48.57
9	23	2017	7	16	12,691	6.49	120	195,691	6,211	6,480	48.94	51.06
12	16	2017	7	15	12,690	6.48	121	195,691	6,378	6,312	50.26	49.74
3	19	2017	1	16	12,688	6.48	122	195,691	6,681	6,007	52.66	47.34
11	25	2017	7	14	12,686	6.48	123	195,691	6,602	6,084	52.04	47.96
10	28	2017	7	13	12,684	6.48	124	195,691	6,104	6,580	48.12	51.88
2	2	2017	5	8	12,680	6.48	125	195,691	6,166	6,514	48.63	51.37
6	28	2017	4	8	12,678	6.48	126	195,691	6,464	6,214	50.99	49.01
8	3	2017	5	8	12,677	6.48	127	195,691	6,548	6,129	51.65	48.35
4	16	2017	1	19	12,674	6.48	128	195,691	6,617	6,057	52.21	47.79
3	25	2017	7	18	12,673	6.48	129	195,691	6,467	6,206	51.03	48.97
6	10	2017	7	12	12,671	6.48	130	195,691	6,192	6,479	48.87	51.13
4	20	2017	5	14	12,668	6.47	131	195,691	5,993	6,675	47.31	52.69
7	11	2017	3	8	12,662	6.47	132	195,691	6,466	6,196	51.07	48.93
7	29	2017	7	11	12,660	6.47	133	195,691	5,925	6,735	46.80	53.20
3	19	2017	1	17	12,659	6.47	134	195,691	6,518	6,141	51.49	48.51
4	9	2017	1	12	12,657	6.47	135	195,691	6,061	6,596	47.89	52.11
9	9	2017	7	14	12,657	6.47	136	195,691	6,325	6,332	49.97	50.03
6	2	2017	6	8	12,656	6.47	137	195,691	6,492	6,164	51.30	48.70
9	23	2017	7	17	12,655	6.47	138	195,691	6,375	6,280	50.38	49.62
12	16	2017	7	12	12,652	6.47	139	195,691	6,313	6,339	49.90	50.10
2	17	2017	6	13	12,651	6.46	140	195,691	6,074	6,577	48.01	51.99
6	17	2017	7	11	12,649	6.46	141	195,691	5,787	6,862	45.75	54.25
3	2	2017	5	8	12,644	6.46	142	195,691	6,209	6,435	49.11	50.89
1	26	2017	5	15	12,638	6.46	143	195,691	5,580	7,058	44.15	55.85
10	28	2017	7	12	12,638	6.46	144	195,691	6,195	6,443	49.02	50.98
3	25	2017	7	13	12,633	6.46	145	195,691	6,438	6,195	50.96	49.04
4	29	2017	7	18	12,633	6.46	146	195,691	6,549	6,084	51.84	48.16
9	16	2017	7	14	12,632	6.46	147	195,691	6,207	6,425	49.14	50.86
1	28	2017	7	12	12,631	6.45	148	195,691	6,122	6,509	48.47	51.53
4	30	2017	1	16	12,631	6.45	149	195,691	6,198	6,433	49.07	50.93
6	11	2017	1	17	12,631	6.45	150	195,691	6,326	6,305	50.08	49.92
9	23	2017	7	15	12,629	6.45	151	195,691	6,050	6,579	47.91	52.09
3	25	2017	7	14	12,628	6.45	152	195,691	6,210	6,418	49.18	50.82
4	2	2017	1	13	12,625	6.45	153	195,691	5,845	6,780	46.30	53.70
4	22	2017	7	13	12,623	6.45	154	195,691	6,201	6,422	49.12	50.88
9	10	2017	1	13	12,623	6.45	155	195,691	6,309	6,314	49.98	50.02
5	2	2017	3	8	12,620	6.45	156	195,691	6,166	6,454	48.86	51.14
3	31	2017	6	13	12,618	6.45	157	195,691	6,292	6,326	49.87	50.13
10	14	2017	7	13	12,617	6.45	158	195,691	6,107	6,510	48.40	51.60
3	10	2017	6	13	12,611	6.44	159	195,691	6,017	6,594	47.71	52.29
7	19	2017	4	8	12,611	6.44	160	195,691	6,428	6,183	50.97	49.03
3	1	2017	4	8	12,608	6.44	161	195,691	6,272	6,336	49.75	50.25
10	7	2017	7	12	12,608	6.44	162	195,691	5,757	6,851	45.66	54.34
9	9	2017	7	15	12,605	6.44	163	195,691	6,117	6,488	48.53	51.47
3	30	2017	5	14	12,604	6.44	164	195,691	5,985	6,619	47.48	52.52
4	16	2017	1	12	12,603	6.44	165	195,691	6,097	6,506	48.38	51.62
7	25	2017	3	8	12,602	6.44	166	195,691	6,348	6,254	50.37	49.63
2	11	2017	7	12	12,600	6.44	167	195,691	6,148	6,452	48.79	51.21
5	5	2017	6	8	12,595	6.44	168	195,691	6,361	6,234	50.50	49.50
10	28	2017	7	14	12,593	6.44	169	195,691	6,196	6,397	49.20	50.80

MO	DY	YR	DAY OF WK	HR	HR VOL	PERCENT OF AADT	HOUR NUMBER	AADT	NORTH VOLUME	SOUTH VOLUME	PERCENT NORTH IS OF TOTAL VOLUME	PERCENT SOUTH IS OF TOTAL VOLUME
3	31	2017	6	12	12,591	6.43	170	195,691	6,111	6,480	48.53	51.47
12	16	2017	7	16	12,591	6.43	171	195,691	6,282	6,309	49.89	50.11
3	4	2017	7	17	12,590	6.43	172	195,691	6,306	6,284	50.09	49.91
1	29	2017	1	16	12,587	6.43	173	195,691	6,394	6,193	50.80	49.20
4	2	2017	1	14	12,585	6.43	174	195,691	6,030	6,555	47.91	52.09
12	23	2017	7	15	12,585	6.43	175	195,691	5,962	6,623	47.37	52.63
2	11	2017	7	16	12,584	6.43	176	195,691	6,217	6,367	49.40	50.60
9	16	2017	7	15	12,584	6.43	177	195,691	6,212	6,372	49.36	50.64
7	13	2017	5	8	12,583	6.43	178	195,691	6,428	6,155	51.08	48.92
5	19	2017	6	8	12,579	6.43	179	195,691	6,352	6,227	50.50	49.50
3	30	2017	5	8	12,577	6.43	180	195,691	6,209	6,368	49.37	50.63
5	14	2017	1	18	12,575	6.43	181	195,691	6,615	5,960	52.60	47.40
8	12	2017	7	15	12,572	6.42	182	195,691	5,977	6,595	47.54	52.46
8	31	2017	5	8	12,572	6.42	183	195,691	6,534	6,038	51.97	48.03
1	29	2017	1	15	12,571	6.42	184	195,691	6,286	6,285	50.00	50.00
2	16	2017	5	8	12,571	6.42	185	195,691	6,182	6,389	49.18	50.82
8	26	2017	7	17	12,571	6.42	186	195,691	5,951	6,620	47.34	52.66
1	29	2017	1	17	12,569	6.42	187	195,691	6,495	6,074	51.67	48.33
2	13	2017	2	8	12,567	6.42	188	195,691	6,069	6,498	48.29	51.71
5	30	2017	3	14	12,567	6.42	189	195,691	6,109	6,458	48.61	51.39
8	9	2017	4	8	12,566	6.42	190	195,691	6,364	6,202	50.64	49.36
8	13	2017	1	18	12,565	6.42	191	195,691	5,824	6,741	46.35	53.65
5	12	2017	6	8	12,563	6.42	192	195,691	6,235	6,328	49.63	50.37
1	26	2017	5	8	12,562	6.42	193	195,691	6,045	6,517	48.12	51.88
4	9	2017	1	18	12,562	6.42	194	195,691	6,334	6,228	50.42	49.58
1	16	2017	2	14	12,560	6.42	195	195,691	6,215	6,345	49.48	50.52
8	27	2017	1	13	12,558	6.42	196	195,691	6,145	6,413	48.93	51.07
2	15	2017	4	8	12,557	6.42	197	195,691	6,109	6,448	48.65	51.35
10	7	2017	7	18	12,556	6.42	198	195,691	6,207	6,349	49.43	50.57
9	24	2017	1	18	12,554	6.42	199	195,691	6,005	6,549	47.83	52.17
4	4	2017	3	15	12,553	6.41	200	195,691	5,819	6,734	46.36	53.64





**AADT= 25,738      K 30 FACTOR= 9.73      K 100 FACTOR= 9.32      K 200 FACTOR= 9.01      D 30 FACTOR= 54.09**



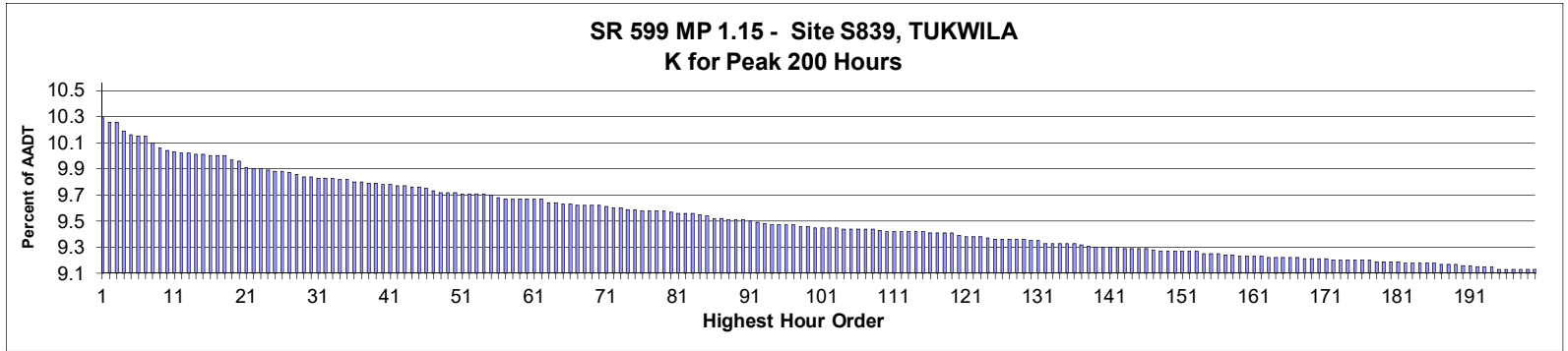
MO	DY	YR	DAY OF WK	HR	HR VOL	PERCENT OF AADT	HOUR NUMBER	AADT	EAST VOLUME	WEST VOLUME	PERCENT EAST IS OF TOTAL VOLUME	PERCENT WEST IS OF TOTAL VOLUME
8	20	2017	1	13	2,585	10.04	1	25,738	1,347	1,238	52.11	47.89
4	7	2017	6	16	2,580	10.02	2	25,738	1,076	1,504	41.71	58.29
5	5	2017	6	16	2,580	10.02	3	25,738	1,220	1,360	47.29	52.71
10	13	2017	6	16	2,577	10.01	4	25,738	1,262	1,315	48.97	51.03
3	31	2017	6	17	2,576	10.01	5	25,738	1,105	1,471	42.90	57.10
5	19	2017	6	17	2,574	10.00	6	25,738	1,202	1,372	46.70	53.30
4	21	2017	6	16	2,563	9.96	7	25,738	1,158	1,405	45.18	54.82
11	22	2017	4	15	2,561	9.95	8	25,738	1,186	1,375	46.31	53.69
9	15	2017	6	17	2,554	9.92	9	25,738	1,265	1,289	49.53	50.47
6	16	2017	6	16	2,550	9.91	10	25,738	1,241	1,309	48.67	51.33
8	20	2017	1	12	2,549	9.90	11	25,738	1,370	1,179	53.75	46.25
4	28	2017	6	16	2,548	9.90	12	25,738	1,128	1,420	44.27	55.73
6	16	2017	6	18	2,538	9.86	13	25,738	1,296	1,242	51.06	48.94
5	5	2017	6	17	2,537	9.86	14	25,738	1,150	1,387	45.33	54.67
9	15	2017	6	16	2,536	9.85	15	25,738	1,174	1,362	46.29	53.71
4	7	2017	6	17	2,535	9.85	16	25,738	1,060	1,475	41.81	58.19

MO	DY	YR	DAY OF WK	HR	HR VOL	PERCENT OF AADT	HOUR NUMBER	AADT	EAST VOLUME	WEST VOLUME	PERCENT EAST IS OF TOTAL VOLUME	PERCENT WEST IS OF TOTAL VOLUME
5	26	2017	6	17	2,530	9.83	17	25,738	1,254	1,276	49.57	50.43
8	13	2017	1	13	2,522	9.80	18	25,738	1,277	1,245	50.63	49.37
8	6	2017	1	14	2,521	9.79	19	25,738	1,228	1,293	48.71	51.29
4	21	2017	6	18	2,520	9.79	20	25,738	1,204	1,316	47.78	52.22
5	5	2017	6	18	2,520	9.79	21	25,738	1,136	1,384	45.08	54.92
6	2	2017	6	17	2,517	9.78	22	25,738	1,136	1,381	45.13	54.87
5	26	2017	6	16	2,516	9.78	23	25,738	1,154	1,362	45.87	54.13
7	28	2017	6	14	2,516	9.78	24	25,738	1,295	1,221	51.47	48.53
9	15	2017	6	15	2,514	9.77	25	25,738	1,160	1,354	46.14	53.86
6	9	2017	6	17	2,510	9.75	26	25,738	1,156	1,354	46.06	53.94
8	20	2017	1	15	2,508	9.74	27	25,738	1,316	1,192	52.47	47.53
2	17	2017	6	16	2,507	9.74	28	25,738	1,050	1,457	41.88	58.12
5	19	2017	6	16	2,506	9.74	29	25,738	1,118	1,388	44.61	55.39
5	12	2017	6	17	2,505	9.73	30	25,738	1,150	1,355	45.91	54.09
8	13	2017	1	15	2,505	9.73	31	25,738	1,220	1,285	48.70	51.30
7	15	2017	7	14	2,500	9.71	32	25,738	1,332	1,168	53.28	46.72
8	20	2017	1	14	2,499	9.71	33	25,738	1,321	1,178	52.86	47.14
6	16	2017	6	15	2,496	9.70	34	25,738	1,175	1,321	47.08	52.92
5	21	2017	1	14	2,495	9.69	35	25,738	1,162	1,333	46.57	53.43
7	7	2017	6	17	2,495	9.69	36	25,738	1,099	1,396	44.05	55.95
9	22	2017	6	17	2,490	9.67	37	25,738	1,112	1,378	44.66	55.34
10	6	2017	6	16	2,484	9.65	38	25,738	1,093	1,391	44.00	56.00
6	9	2017	6	16	2,483	9.65	39	25,738	1,125	1,358	45.31	54.69
8	13	2017	1	14	2,478	9.63	40	25,738	1,210	1,268	48.83	51.17
7	28	2017	6	15	2,476	9.62	41	25,738	1,242	1,234	50.16	49.84
3	31	2017	6	16	2,474	9.61	42	25,738	1,043	1,431	42.16	57.84
7	21	2017	6	14	2,470	9.60	43	25,738	1,287	1,183	52.11	47.89
6	23	2017	6	16	2,469	9.59	44	25,738	1,239	1,230	50.18	49.82
6	2	2017	6	16	2,468	9.59	45	25,738	1,102	1,366	44.65	55.35
9	29	2017	6	16	2,468	9.59	46	25,738	1,142	1,326	46.27	53.73
9	22	2017	6	18	2,467	9.59	47	25,738	1,074	1,393	43.53	56.47
11	26	2017	1	14	2,466	9.58	48	25,738	1,280	1,186	51.91	48.09
5	19	2017	6	15	2,463	9.57	49	25,738	1,061	1,402	43.08	56.92
8	27	2017	1	16	2,463	9.57	50	25,738	1,136	1,327	46.12	53.88
8	20	2017	1	16	2,461	9.56	51	25,738	1,166	1,295	47.38	52.62
4	14	2017	6	16	2,459	9.55	52	25,738	1,040	1,419	42.29	57.71
6	30	2017	6	14	2,459	9.55	53	25,738	1,241	1,218	50.47	49.53
8	6	2017	1	13	2,459	9.55	54	25,738	1,203	1,256	48.92	51.08
6	16	2017	6	17	2,457	9.55	55	25,738	1,250	1,207	50.88	49.12
10	13	2017	6	15	2,456	9.54	56	25,738	1,166	1,290	47.48	52.52
5	25	2017	5	17	2,455	9.54	57	25,738	1,082	1,373	44.07	55.93
6	2	2017	6	18	2,454	9.53	58	25,738	1,027	1,427	41.85	58.15
9	15	2017	6	18	2,454	9.53	59	25,738	1,198	1,256	48.82	51.18
7	16	2017	1	13	2,453	9.53	60	25,738	1,239	1,214	50.51	49.49
10	6	2017	6	17	2,453	9.53	61	25,738	1,135	1,318	46.27	53.73
6	25	2017	1	15	2,452	9.53	62	25,738	1,319	1,133	53.79	46.21
2	17	2017	6	17	2,451	9.52	63	25,738	1,038	1,413	42.35	57.65
8	12	2017	7	14	2,451	9.52	64	25,738	1,256	1,195	51.24	48.76
7	14	2017	6	14	2,450	9.52	65	25,738	1,255	1,195	51.22	48.78
9	1	2017	6	15	2,450	9.52	66	25,738	1,148	1,302	46.86	53.14
6	30	2017	6	15	2,444	9.50	67	25,738	1,231	1,213	50.37	49.63

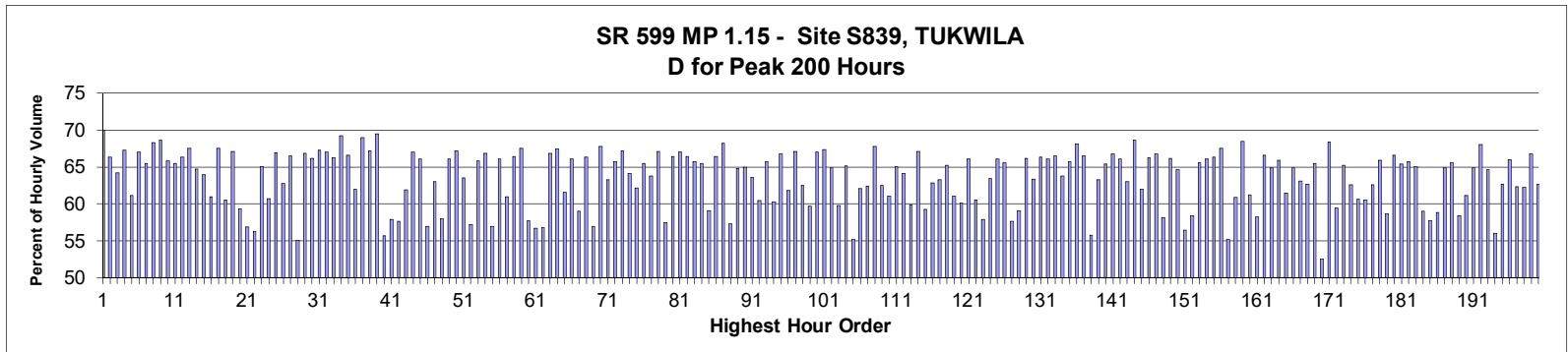
MO	DY	YR	DAY OF WK	HR	HR VOL	PERCENT OF AADT	HOUR NUMBER	AADT	EAST VOLUME	WEST VOLUME	PERCENT	PERCENT
											IS OF TOTAL VOLUME	WEST IS OF TOTAL VOLUME
5	19	2017	6	18	2,442	9.49	68	25,738	1,081	1,361	44.27	55.73
9	1	2017	6	17	2,440	9.48	69	25,738	1,186	1,254	48.61	51.39
10	13	2017	6	18	2,439	9.48	70	25,738	1,127	1,312	46.21	53.79
9	1	2017	6	16	2,436	9.46	71	25,738	1,097	1,339	45.03	54.97
8	6	2017	1	16	2,433	9.45	72	25,738	1,203	1,230	49.45	50.55
11	26	2017	1	15	2,433	9.45	73	25,738	1,260	1,173	51.79	48.21
9	22	2017	6	16	2,432	9.45	74	25,738	1,015	1,417	41.74	58.26
7	28	2017	6	16	2,431	9.45	75	25,738	1,115	1,316	45.87	54.13
7	23	2017	1	13	2,430	9.44	76	25,738	1,243	1,187	51.15	48.85
3	24	2017	6	17	2,428	9.43	77	25,738	1,051	1,377	43.29	56.71
8	6	2017	1	15	2,428	9.43	78	25,738	1,178	1,250	48.52	51.48
8	27	2017	1	13	2,428	9.43	79	25,738	1,165	1,263	47.98	52.02
6	18	2017	1	15	2,426	9.43	80	25,738	1,101	1,325	45.38	54.62
9	29	2017	6	18	2,425	9.42	81	25,738	1,066	1,359	43.96	56.04
5	26	2017	6	15	2,423	9.41	82	25,738	1,226	1,197	50.60	49.40
7	21	2017	6	18	2,423	9.41	83	25,738	1,194	1,229	49.28	50.72
6	23	2017	6	15	2,422	9.41	84	25,738	1,171	1,251	48.35	51.65
10	13	2017	6	17	2,421	9.41	85	25,738	1,199	1,222	49.52	50.48
8	10	2017	5	16	2,419	9.40	86	25,738	997	1,422	41.22	58.78
8	11	2017	6	14	2,419	9.40	87	25,738	1,229	1,190	50.81	49.19
8	13	2017	1	16	2,417	9.39	88	25,738	1,117	1,300	46.21	53.79
4	28	2017	6	15	2,416	9.39	89	25,738	973	1,443	40.27	59.73
6	23	2017	6	18	2,413	9.38	90	25,738	1,140	1,273	47.24	52.76
8	19	2017	7	13	2,413	9.38	91	25,738	1,362	1,051	56.44	43.56
7	28	2017	6	18	2,412	9.37	92	25,738	1,067	1,345	44.24	55.76
11	22	2017	4	16	2,412	9.37	93	25,738	1,123	1,289	46.56	53.44
11	22	2017	4	14	2,411	9.37	94	25,738	1,114	1,297	46.20	53.80
6	22	2017	5	17	2,407	9.35	95	25,738	1,185	1,222	49.23	50.77
8	13	2017	1	17	2,405	9.34	96	25,738	1,011	1,394	42.04	57.96
9	22	2017	6	15	2,402	9.33	97	25,738	1,072	1,330	44.63	55.37
4	21	2017	6	15	2,401	9.33	98	25,738	1,046	1,355	43.57	56.43
8	11	2017	6	17	2,401	9.33	99	25,738	1,253	1,148	52.19	47.81
7	28	2017	6	17	2,400	9.32	100	25,738	1,110	1,290	46.25	53.75
9	1	2017	6	14	2,400	9.32	101	25,738	1,300	1,100	54.17	45.83
5	25	2017	5	16	2,399	9.32	102	25,738	979	1,420	40.81	59.19
7	30	2017	1	13	2,399	9.32	103	25,738	1,205	1,194	50.23	49.77
8	10	2017	5	17	2,399	9.32	104	25,738	970	1,429	40.43	59.57
5	12	2017	6	16	2,398	9.32	105	25,738	1,113	1,285	46.41	53.59
7	15	2017	7	15	2,397	9.31	106	25,738	1,179	1,218	49.19	50.81
7	16	2017	1	12	2,397	9.31	107	25,738	1,299	1,098	54.19	45.81
5	21	2017	1	15	2,396	9.31	108	25,738	1,045	1,351	43.61	56.39
7	23	2017	1	14	2,396	9.31	109	25,738	1,197	1,199	49.96	50.04
10	27	2017	6	17	2,396	9.31	110	25,738	1,027	1,369	42.86	57.14
6	2	2017	6	15	2,394	9.30	111	25,738	1,024	1,370	42.77	57.23
7	21	2017	6	17	2,393	9.30	112	25,738	1,242	1,151	51.90	48.10
8	19	2017	7	14	2,392	9.29	113	25,738	1,265	1,127	52.88	47.12
8	25	2017	6	14	2,392	9.29	114	25,738	1,181	1,211	49.37	50.63
8	31	2017	5	17	2,392	9.29	115	25,738	997	1,395	41.68	58.32
8	4	2017	6	14	2,391	9.29	116	25,738	1,219	1,172	50.98	49.02
8	4	2017	6	18	2,391	9.29	117	25,738	1,045	1,346	43.71	56.29
10	20	2017	6	16	2,390	9.29	118	25,738	1,073	1,317	44.90	55.10

MO	DY	YR	DAY OF WK	HR	HR VOL	PERCENT OF AADT	HOUR NUMBER	AADT	EAST VOLUME	WEST VOLUME	PERCENT EAST IS OF TOTAL VOLUME	PERCENT WEST IS OF TOTAL VOLUME
7	21	2017	6	15	2,389	9.28	119	25,738	1,237	1,152	51.78	48.22
6	18	2017	1	14	2,388	9.28	120	25,738	1,147	1,241	48.03	51.97
8	27	2017	1	15	2,388	9.28	121	25,738	1,110	1,278	46.48	53.52
1	27	2017	6	17	2,387	9.27	122	25,738	1,011	1,376	42.35	57.65
6	18	2017	1	16	2,385	9.27	123	25,738	1,098	1,287	46.04	53.96
8	4	2017	6	17	2,384	9.26	124	25,738	1,186	1,198	49.75	50.25
3	10	2017	6	16	2,383	9.26	125	25,738	886	1,497	37.18	62.82
8	10	2017	5	15	2,382	9.25	126	25,738	1,018	1,364	42.74	57.26
6	18	2017	1	12	2,380	9.25	127	25,738	1,162	1,218	48.82	51.18
7	21	2017	6	16	2,379	9.24	128	25,738	1,278	1,101	53.72	46.28
8	27	2017	1	14	2,379	9.24	129	25,738	1,183	1,196	49.73	50.27
4	7	2017	6	15	2,378	9.24	130	25,738	1,042	1,336	43.82	56.18
7	14	2017	6	15	2,378	9.24	131	25,738	1,219	1,159	51.26	48.74
10	6	2017	6	18	2,377	9.24	132	25,738	1,045	1,332	43.96	56.04
4	14	2017	6	17	2,373	9.22	133	25,738	978	1,395	41.21	58.79
4	28	2017	6	18	2,373	9.22	134	25,738	1,057	1,316	44.54	55.46
7	15	2017	7	13	2,371	9.21	135	25,738	1,273	1,098	53.69	46.31
7	22	2017	7	15	2,370	9.21	136	25,738	1,172	1,198	49.45	50.55
4	28	2017	6	17	2,369	9.20	137	25,738	1,115	1,254	47.07	52.93
6	17	2017	7	14	2,369	9.20	138	25,738	1,303	1,066	55.00	45.00
8	25	2017	6	15	2,367	9.20	139	25,738	1,098	1,269	46.39	53.61
10	20	2017	6	17	2,366	9.19	140	25,738	1,080	1,286	45.65	54.35
8	26	2017	7	14	2,365	9.19	141	25,738	1,292	1,073	54.63	45.37
9	29	2017	6	17	2,365	9.19	142	25,738	1,108	1,257	46.85	53.15
3	10	2017	6	17	2,364	9.18	143	25,738	885	1,479	37.44	62.56
4	9	2017	1	15	2,363	9.18	144	25,738	1,131	1,232	47.86	52.14
5	5	2017	6	15	2,363	9.18	145	25,738	1,082	1,281	45.79	54.21
3	31	2017	6	18	2,362	9.18	146	25,738	968	1,394	40.98	59.02
7	14	2017	6	16	2,361	9.17	147	25,738	1,179	1,182	49.94	50.06
9	8	2017	6	17	2,361	9.17	148	25,738	1,031	1,330	43.67	56.33
8	27	2017	1	12	2,359	9.17	149	25,738	1,257	1,102	53.29	46.71
4	9	2017	1	16	2,358	9.16	150	25,738	1,062	1,296	45.04	54.96
7	14	2017	6	19	2,358	9.16	151	25,738	1,063	1,295	45.08	54.92
7	16	2017	1	16	2,358	9.16	152	25,738	1,170	1,188	49.62	50.38
10	27	2017	6	15	2,358	9.16	153	25,738	1,019	1,339	43.21	56.79
7	1	2017	7	13	2,357	9.16	154	25,738	1,310	1,047	55.58	44.42
7	22	2017	7	14	2,357	9.16	155	25,738	1,328	1,029	56.34	43.66
7	7	2017	6	16	2,356	9.15	156	25,738	1,104	1,252	46.86	53.14
8	6	2017	1	12	2,354	9.15	157	25,738	1,268	1,086	53.87	46.13
5	26	2017	6	14	2,353	9.14	158	25,738	1,220	1,133	51.85	48.15
7	22	2017	7	13	2,353	9.14	159	25,738	1,328	1,025	56.44	43.56
7	27	2017	5	15	2,353	9.14	160	25,738	1,008	1,345	42.84	57.16
7	16	2017	1	14	2,352	9.14	161	25,738	1,251	1,101	53.19	46.81
6	30	2017	6	16	2,351	9.13	162	25,738	1,162	1,189	49.43	50.57
7	30	2017	1	12	2,351	9.13	163	25,738	1,256	1,095	53.42	46.58
5	7	2017	1	15	2,350	9.13	164	25,738	1,021	1,329	43.45	56.55
8	19	2017	7	16	2,350	9.13	165	25,738	1,076	1,274	45.79	54.21
4	7	2017	6	18	2,349	9.13	166	25,738	971	1,378	41.34	58.66
6	11	2017	1	16	2,347	9.12	167	25,738	1,107	1,240	47.17	52.83
6	29	2017	5	16	2,347	9.12	168	25,738	963	1,384	41.03	58.97
6	30	2017	6	17	2,346	9.11	169	25,738	1,109	1,237	47.27	52.73

MO	DY	YR	DAY OF WK	HR	HR VOL	PERCENT OF AADT	HOUR NUMBER	AADT	EAST VOLUME	WEST VOLUME	PERCENT EAST IS OF TOTAL VOLUME	PERCENT WEST IS OF TOTAL VOLUME
3	19	2017	1	16	2,345	9.11	170	25,738	1,115	1,230	47.55	52.45
11	3	2017	6	17	2,345	9.11	171	25,738	976	1,369	41.62	58.38
8	31	2017	5	16	2,341	9.10	172	25,738	1,024	1,317	43.74	56.26
10	27	2017	6	18	2,341	9.10	173	25,738	1,005	1,336	42.93	57.07
11	10	2017	6	16	2,341	9.10	174	25,738	940	1,401	40.15	59.85
8	19	2017	7	15	2,340	9.09	175	25,738	1,170	1,170	50.00	50.00
10	27	2017	6	16	2,340	9.09	176	25,738	1,045	1,295	44.66	55.34
8	6	2017	1	17	2,339	9.09	177	25,738	1,082	1,257	46.26	53.74
9	8	2017	6	18	2,339	9.09	178	25,738	984	1,355	42.07	57.93
7	29	2017	7	15	2,338	9.08	179	25,738	1,068	1,270	45.68	54.32
2	17	2017	6	15	2,337	9.08	180	25,738	953	1,384	40.78	59.22
6	9	2017	6	18	2,337	9.08	181	25,738	1,065	1,272	45.57	54.43
11	17	2017	6	16	2,337	9.08	182	25,738	884	1,453	37.83	62.17
3	23	2017	5	17	2,336	9.08	183	25,738	838	1,498	35.87	64.13
8	12	2017	7	15	2,335	9.07	184	25,738	1,055	1,280	45.18	54.82
8	25	2017	6	13	2,335	9.07	185	25,738	1,261	1,074	54.00	46.00
6	18	2017	1	13	2,334	9.07	186	25,738	1,090	1,244	46.70	53.30
7	23	2017	1	12	2,334	9.07	187	25,738	1,247	1,087	53.43	46.57
9	14	2017	5	17	2,334	9.07	188	25,738	912	1,422	39.07	60.93
10	13	2017	6	14	2,334	9.07	189	25,738	1,240	1,094	53.13	46.87
7	7	2017	6	18	2,333	9.06	190	25,738	979	1,354	41.96	58.04
7	9	2017	1	14	2,332	9.06	191	25,738	1,123	1,209	48.16	51.84
7	27	2017	5	17	2,331	9.06	192	25,738	968	1,363	41.53	58.47
3	31	2017	6	15	2,330	9.05	193	25,738	992	1,338	42.58	57.42
5	12	2017	6	18	2,330	9.05	194	25,738	1,131	1,199	48.54	51.46
7	16	2017	1	15	2,330	9.05	195	25,738	1,204	1,126	51.67	48.33
1	27	2017	6	16	2,329	9.05	196	25,738	929	1,400	39.89	60.11
9	15	2017	6	14	2,325	9.03	197	25,738	1,246	1,079	53.59	46.41
7	20	2017	5	16	2,324	9.03	198	25,738	964	1,360	41.48	58.52
1	13	2017	6	16	2,322	9.02	199	25,738	947	1,375	40.78	59.22
7	29	2017	7	12	2,320	9.01	200	25,738	1,352	968	58.28	41.72



**AADT= 44,416      K 30 FACTOR= 9.88      K 100 FACTOR= 9.49      K 200 FACTOR= 9.17      D 30 FACTOR= 66.16**



MO	DY	YR	DAY OF WK	HR	HR VOL	PERCENT OF AADT	HOUR NUMBER	AADT	NORTH VOLUME	SOUTH VOLUME	PERCENT NORTH IS OF TOTAL VOLUME	PERCENT SOUTH IS OF TOTAL VOLUME
10	3	2017	3	16	4,588	10.33	1	44,416	1,378	3,210	30.03	69.97
11	8	2017	4	8	4,576	10.30	2	44,416	3,034	1,542	66.30	33.70
9	7	2017	5	17	4,573	10.30	3	44,416	1,638	2,935	35.82	64.18
9	21	2017	5	8	4,543	10.23	4	44,416	3,056	1,487	67.27	32.73
2	27	2017	2	16	4,529	10.20	5	44,416	1,759	2,770	38.84	61.16
10	4	2017	4	8	4,528	10.19	6	44,416	3,035	1,493	67.03	32.97
10	18	2017	4	17	4,526	10.19	7	44,416	1,561	2,965	34.49	65.51
10	17	2017	3	8	4,502	10.14	8	44,416	3,076	1,426	68.33	31.67
5	17	2017	4	8	4,487	10.10	9	44,416	3,080	1,407	68.64	31.36
10	5	2017	5	8	4,476	10.08	10	44,416	2,948	1,528	65.86	34.14
10	3	2017	3	17	4,474	10.07	11	44,416	1,544	2,930	34.51	65.49
4	25	2017	3	8	4,468	10.06	12	44,416	2,965	1,503	66.36	33.64
10	11	2017	4	8	4,468	10.06	13	44,416	3,019	1,449	67.57	32.43
12	14	2017	5	17	4,465	10.05	14	44,416	1,575	2,890	35.27	64.73
7	18	2017	3	17	4,462	10.05	15	44,416	1,608	2,854	36.04	63.96
11	9	2017	5	17	4,461	10.04	16	44,416	1,740	2,721	39.00	61.00

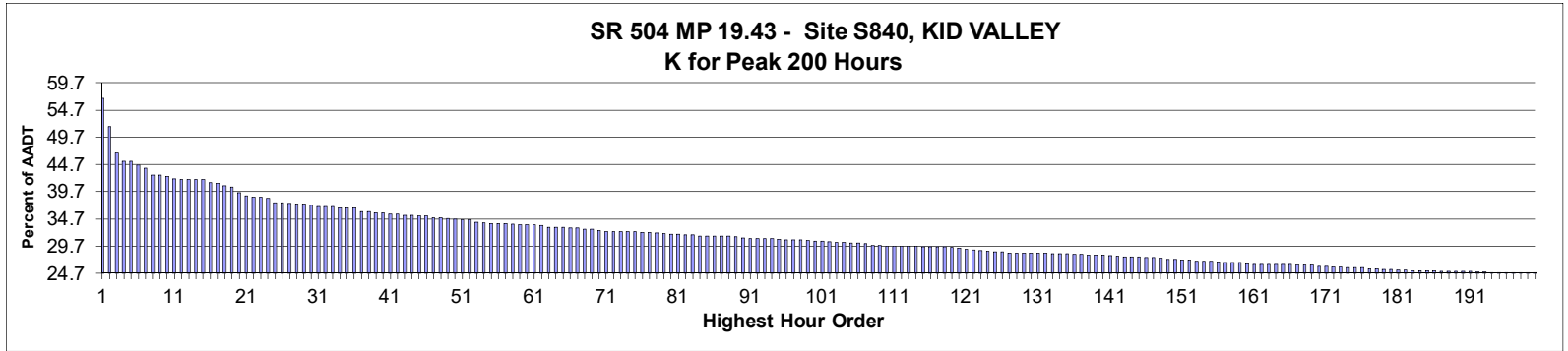
MO	DY	YR	DAY OF WK	HR	HR VOL	PERCENT OF AADT	HOUR NUMBER	AADT	NORTH VOLUME	SOUTH VOLUME	PERCENT NORTH IS OF TOTAL VOLUME	PERCENT SOUTH IS OF TOTAL VOLUME
6	13	2017	3	8	4,460	10.04	17	44,416	3,011	1,449	67.51	32.49
11	30	2017	5	17	4,458	10.04	18	44,416	1,760	2,698	39.48	60.52
10	24	2017	3	8	4,444	10.01	19	44,416	2,981	1,463	67.08	32.92
10	31	2017	3	17	4,443	10.00	20	44,416	1,806	2,637	40.65	59.35
6	8	2017	5	17	4,418	9.95	21	44,416	1,904	2,514	43.10	56.90
6	21	2017	4	17	4,414	9.94	22	44,416	1,929	2,485	43.70	56.30
9	26	2017	3	8	4,414	9.94	23	44,416	2,870	1,544	65.02	34.98
12	7	2017	5	17	4,411	9.93	24	44,416	1,734	2,677	39.31	60.69
4	26	2017	4	8	4,404	9.92	25	44,416	2,947	1,457	66.92	33.08
12	13	2017	4	17	4,404	9.92	26	44,416	1,639	2,765	37.22	62.78
10	3	2017	3	8	4,403	9.91	27	44,416	2,930	1,473	66.55	33.45
6	8	2017	5	16	4,396	9.90	28	44,416	1,973	2,423	44.88	55.12
9	27	2017	4	8	4,389	9.88	29	44,416	2,934	1,455	66.85	33.15
9	19	2017	3	8	4,388	9.88	30	44,416	2,903	1,485	66.16	33.84
4	19	2017	4	8	4,384	9.87	31	44,416	2,948	1,436	67.24	32.76
9	13	2017	4	8	4,383	9.87	32	44,416	2,937	1,446	67.01	32.99
9	20	2017	4	8	4,382	9.87	33	44,416	2,904	1,478	66.27	33.73
6	22	2017	5	8	4,381	9.86	34	44,416	3,032	1,349	69.21	30.79
2	14	2017	3	8	4,378	9.86	35	44,416	2,915	1,463	66.58	33.42
12	5	2017	3	17	4,370	9.84	36	44,416	1,660	2,710	37.99	62.01
7	27	2017	5	8	4,369	9.84	37	44,416	3,013	1,356	68.96	31.04
9	12	2017	3	8	4,366	9.83	38	44,416	2,935	1,431	67.22	32.78
8	10	2017	5	8	4,364	9.83	39	44,416	3,034	1,330	69.52	30.48
6	29	2017	5	17	4,360	9.82	40	44,416	1,931	2,429	44.29	55.71
11	8	2017	4	18	4,360	9.82	41	44,416	1,837	2,523	42.13	57.87
7	11	2017	3	17	4,356	9.81	42	44,416	1,844	2,512	42.33	57.67
11	16	2017	5	17	4,356	9.81	43	44,416	1,658	2,698	38.06	61.94
9	28	2017	5	8	4,353	9.80	44	44,416	2,917	1,436	67.01	32.99
10	18	2017	4	8	4,353	9.80	45	44,416	2,876	1,477	66.07	33.93
7	26	2017	4	18	4,348	9.79	46	44,416	1,871	2,477	43.03	56.97
11	1	2017	4	17	4,339	9.77	47	44,416	1,605	2,734	36.99	63.01
12	1	2017	6	17	4,336	9.76	48	44,416	1,823	2,513	42.04	57.96
11	7	2017	3	8	4,335	9.76	49	44,416	2,865	1,470	66.09	33.91
3	16	2017	5	8	4,334	9.76	50	44,416	2,911	1,423	67.17	32.83
12	6	2017	4	17	4,332	9.75	51	44,416	1,579	2,753	36.45	63.55
11	16	2017	5	18	4,331	9.75	52	44,416	1,852	2,479	42.76	57.24
5	2	2017	3	8	4,330	9.75	53	44,416	2,850	1,480	65.82	34.18
3	15	2017	4	9	4,329	9.75	54	44,416	2,892	1,437	66.81	33.19
6	7	2017	4	17	4,324	9.74	55	44,416	1,862	2,462	43.06	56.94
11	9	2017	5	8	4,317	9.72	56	44,416	2,854	1,463	66.11	33.89
4	5	2017	4	17	4,314	9.71	57	44,416	1,684	2,630	39.04	60.96
5	18	2017	5	8	4,314	9.71	58	44,416	2,866	1,448	66.43	33.57
3	15	2017	4	8	4,313	9.71	59	44,416	2,912	1,401	67.52	32.48
12	8	2017	6	17	4,313	9.71	60	44,416	1,824	2,489	42.29	57.71
7	20	2017	5	17	4,312	9.71	61	44,416	1,868	2,444	43.32	56.68
6	22	2017	5	17	4,311	9.71	62	44,416	1,863	2,448	43.22	56.78
5	16	2017	3	8	4,301	9.68	63	44,416	2,874	1,427	66.82	33.18
5	10	2017	4	8	4,298	9.68	64	44,416	2,898	1,400	67.43	32.57
11	21	2017	3	18	4,295	9.67	65	44,416	1,651	2,644	38.44	61.56
2	2	2017	5	8	4,293	9.67	66	44,416	2,838	1,455	66.11	33.89
10	19	2017	5	17	4,292	9.66	67	44,416	1,758	2,534	40.96	59.04

MO	DY	YR	DAY OF WK	HR	HR VOL	PERCENT OF AADT	HOUR NUMBER	AADT	NORTH VOLUME	SOUTH VOLUME	PERCENT	PERCENT
											IS OF TOTAL VOLUME	SOUTH IS OF TOTAL VOLUME
3	8	2017	4	8	4,291	9.66	68	44,416	2,845	1,446	66.30	33.70
5	12	2017	6	17	4,289	9.66	69	44,416	1,846	2,443	43.04	56.96
8	9	2017	4	8	4,289	9.66	70	44,416	2,908	1,381	67.80	32.20
11	8	2017	4	17	4,287	9.65	71	44,416	1,576	2,711	36.76	63.24
6	14	2017	4	8	4,281	9.64	72	44,416	2,813	1,468	65.71	34.29
4	4	2017	3	8	4,280	9.64	73	44,416	2,877	1,403	67.22	32.78
2	27	2017	2	15	4,278	9.63	74	44,416	1,535	2,743	35.88	64.12
6	28	2017	4	17	4,278	9.63	75	44,416	1,617	2,661	37.80	62.20
3	23	2017	5	8	4,273	9.62	76	44,416	2,798	1,475	65.48	34.52
6	13	2017	3	17	4,273	9.62	77	44,416	1,547	2,726	36.20	63.80
8	1	2017	3	8	4,273	9.62	78	44,416	2,869	1,404	67.14	32.86
12	13	2017	4	18	4,272	9.62	79	44,416	1,818	2,454	42.56	57.44
11	1	2017	4	8	4,270	9.61	80	44,416	2,835	1,435	66.39	33.61
1	31	2017	3	8	4,264	9.60	81	44,416	2,857	1,407	67.00	33.00
8	29	2017	3	8	4,263	9.60	82	44,416	2,830	1,433	66.39	33.61
9	14	2017	5	8	4,263	9.60	83	44,416	2,801	1,462	65.70	34.30
11	29	2017	4	8	4,258	9.59	84	44,416	2,788	1,470	65.48	34.52
6	14	2017	4	17	4,254	9.58	85	44,416	1,741	2,513	40.93	59.07
3	2	2017	5	8	4,247	9.56	86	44,416	2,821	1,426	66.42	33.58
12	13	2017	4	8	4,247	9.56	87	44,416	2,896	1,351	68.19	31.81
12	5	2017	3	18	4,243	9.55	88	44,416	1,811	2,432	42.68	57.32
11	2	2017	5	8	4,242	9.55	89	44,416	2,749	1,493	64.80	35.20
11	14	2017	3	8	4,242	9.55	90	44,416	2,756	1,486	64.97	35.03
3	7	2017	3	17	4,237	9.54	91	44,416	1,541	2,696	36.37	63.63
6	20	2017	3	17	4,232	9.53	92	44,416	1,673	2,559	39.53	60.47
6	21	2017	4	8	4,229	9.52	93	44,416	2,781	1,448	65.76	34.24
6	12	2017	2	17	4,226	9.51	94	44,416	1,677	2,549	39.68	60.32
5	31	2017	4	8	4,224	9.51	95	44,416	2,819	1,405	66.74	33.26
7	12	2017	4	17	4,223	9.51	96	44,416	1,612	2,611	38.17	61.83
6	6	2017	3	8	4,222	9.51	97	44,416	2,834	1,388	67.12	32.88
3	8	2017	4	17	4,221	9.50	98	44,416	1,583	2,638	37.50	62.50
11	14	2017	3	17	4,218	9.50	99	44,416	1,700	2,518	40.30	59.70
2	27	2017	2	8	4,217	9.49	100	44,416	2,827	1,390	67.04	32.96
3	14	2017	3	8	4,217	9.49	101	44,416	2,840	1,377	67.35	32.65
5	24	2017	4	8	4,217	9.49	102	44,416	2,738	1,479	64.93	35.07
2	27	2017	2	17	4,216	9.49	103	44,416	1,696	2,520	40.23	59.77
2	23	2017	5	17	4,212	9.48	104	44,416	1,469	2,743	34.88	65.12
11	20	2017	2	17	4,212	9.48	105	44,416	1,890	2,322	44.87	55.13
12	12	2017	3	17	4,212	9.48	106	44,416	1,597	2,615	37.92	62.08
11	29	2017	4	17	4,210	9.48	107	44,416	1,581	2,629	37.55	62.45
7	20	2017	5	8	4,209	9.48	108	44,416	2,853	1,356	67.78	32.22
10	4	2017	4	17	4,204	9.47	109	44,416	1,575	2,629	37.46	62.54
3	9	2017	5	17	4,203	9.46	110	44,416	1,636	2,567	38.92	61.08
10	31	2017	3	8	4,203	9.46	111	44,416	2,736	1,467	65.10	34.90
7	18	2017	3	16	4,201	9.46	112	44,416	1,507	2,694	35.87	64.13
10	12	2017	5	17	4,201	9.46	113	44,416	1,688	2,513	40.18	59.82
8	23	2017	4	8	4,200	9.46	114	44,416	2,819	1,381	67.12	32.88
9	5	2017	3	17	4,200	9.46	115	44,416	1,712	2,488	40.76	59.24
8	1	2017	3	17	4,197	9.45	116	44,416	1,561	2,636	37.19	62.81
4	19	2017	4	17	4,196	9.45	117	44,416	1,541	2,655	36.73	63.27
10	26	2017	5	8	4,196	9.45	118	44,416	2,736	1,460	65.20	34.80

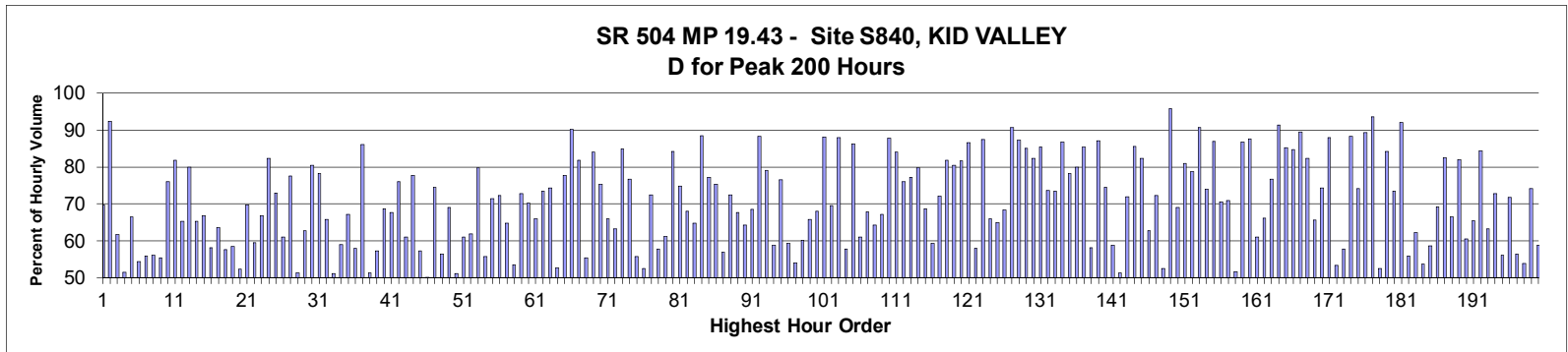


MO	DY	YR	DAY OF WK	HR	HR VOL	PERCENT OF AADT	HOUR NUMBER	AADT	NORTH VOLUME	SOUTH VOLUME	PERCENT NORTH IS OF TOTAL VOLUME	PERCENT SOUTH IS OF TOTAL VOLUME
11	28	2017	3	17	4,196	9.45	119	44,416	1,634	2,562	38.94	61.06
9	19	2017	3	17	4,190	9.43	120	44,416	1,670	2,520	39.86	60.14
11	6	2017	2	8	4,186	9.42	121	44,416	2,766	1,420	66.08	33.92
6	9	2017	6	16	4,185	9.42	122	44,416	1,651	2,534	39.45	60.55
5	25	2017	5	17	4,182	9.42	123	44,416	1,760	2,422	42.09	57.91
8	16	2017	4	17	4,180	9.41	124	44,416	1,528	2,652	36.56	63.44
3	22	2017	4	8	4,176	9.40	125	44,416	2,761	1,415	66.12	33.88
5	23	2017	3	8	4,175	9.40	126	44,416	2,738	1,437	65.58	34.42
11	28	2017	3	18	4,175	9.40	127	44,416	1,767	2,408	42.32	57.68
6	27	2017	3	17	4,174	9.40	128	44,416	1,707	2,467	40.90	59.10
12	14	2017	5	9	4,173	9.40	129	44,416	2,761	1,412	66.16	33.84
12	11	2017	2	17	4,172	9.39	130	44,416	1,528	2,644	36.63	63.37
11	28	2017	3	8	4,171	9.39	131	44,416	2,767	1,404	66.34	33.66
4	18	2017	3	8	4,163	9.37	132	44,416	2,750	1,413	66.06	33.94
3	21	2017	3	8	4,162	9.37	133	44,416	2,767	1,395	66.48	33.52
6	6	2017	3	17	4,161	9.37	134	44,416	1,506	2,655	36.19	63.81
6	5	2017	2	17	4,160	9.37	135	44,416	1,424	2,736	34.23	65.77
6	29	2017	5	8	4,160	9.37	136	44,416	2,833	1,327	68.10	31.90
5	4	2017	5	8	4,158	9.36	137	44,416	2,764	1,394	66.47	33.53
10	19	2017	5	18	4,153	9.35	138	44,416	1,837	2,316	44.23	55.77
3	21	2017	3	17	4,150	9.34	139	44,416	1,526	2,624	36.77	63.23
5	9	2017	3	8	4,149	9.34	140	44,416	2,714	1,435	65.41	34.59
5	11	2017	5	8	4,148	9.34	141	44,416	2,768	1,380	66.73	33.27
10	25	2017	4	8	4,148	9.34	142	44,416	2,742	1,406	66.10	33.90
10	25	2017	4	17	4,145	9.33	143	44,416	1,533	2,612	36.98	63.02
2	13	2017	2	8	4,144	9.33	144	44,416	2,844	1,300	68.63	31.37
6	7	2017	4	15	4,144	9.33	145	44,416	1,574	2,570	37.98	62.02
9	7	2017	5	8	4,144	9.33	146	44,416	2,747	1,397	66.29	33.71
5	15	2017	2	8	4,141	9.32	147	44,416	2,764	1,377	66.75	33.25
5	18	2017	5	17	4,137	9.31	148	44,416	1,732	2,405	41.87	58.13
10	30	2017	2	8	4,137	9.31	149	44,416	2,739	1,398	66.21	33.79
3	20	2017	2	8	4,136	9.31	150	44,416	2,672	1,464	64.60	35.40
12	14	2017	5	18	4,135	9.31	151	44,416	1,801	2,334	43.56	56.44
5	15	2017	2	17	4,134	9.31	152	44,416	1,718	2,416	41.56	58.44
6	7	2017	4	8	4,133	9.31	153	44,416	2,710	1,423	65.57	34.43
3	1	2017	4	8	4,127	9.29	154	44,416	2,728	1,399	66.10	33.90
4	5	2017	4	8	4,126	9.29	155	44,416	2,736	1,390	66.31	33.69
12	6	2017	4	8	4,125	9.29	156	44,416	2,784	1,341	67.49	32.51
12	1	2017	6	18	4,122	9.28	157	44,416	1,848	2,274	44.83	55.17
2	8	2017	4	17	4,121	9.28	158	44,416	1,613	2,508	39.14	60.86
8	2	2017	4	8	4,119	9.27	159	44,416	2,820	1,299	68.46	31.54
5	24	2017	4	17	4,118	9.27	160	44,416	1,596	2,522	38.76	61.24
5	11	2017	5	17	4,117	9.27	161	44,416	1,719	2,398	41.75	58.25
8	31	2017	5	8	4,116	9.27	162	44,416	2,741	1,375	66.59	33.41
3	28	2017	3	8	4,115	9.26	163	44,416	2,670	1,445	64.88	35.12
3	29	2017	4	8	4,115	9.26	164	44,416	2,712	1,403	65.91	34.09
8	23	2017	4	17	4,114	9.26	165	44,416	1,585	2,529	38.53	61.47
3	30	2017	5	8	4,111	9.26	166	44,416	2,667	1,444	64.87	35.13
11	21	2017	3	17	4,111	9.26	167	44,416	1,518	2,593	36.93	63.07
5	16	2017	3	17	4,109	9.25	168	44,416	1,535	2,574	37.36	62.64
12	12	2017	3	8	4,109	9.25	169	44,416	2,692	1,417	65.51	34.49

MO	DY	YR	DAY OF WK	HR	HR VOL	PERCENT OF AADT	HOUR NUMBER	AADT	NORTH VOLUME	SOUTH VOLUME	PERCENT NORTH IS OF TOTAL VOLUME	PERCENT SOUTH IS OF TOTAL VOLUME
6	8	2017	5	18	4,108	9.25	170	44,416	1,950	2,158	47.47	52.53
11	27	2017	2	8	4,107	9.25	171	44,416	2,809	1,298	68.40	31.60
3	23	2017	5	17	4,106	9.24	172	44,416	1,666	2,440	40.57	59.43
9	25	2017	2	8	4,105	9.24	173	44,416	2,677	1,428	65.21	34.79
12	4	2017	2	17	4,105	9.24	174	44,416	1,536	2,569	37.42	62.58
8	3	2017	5	15	4,103	9.24	175	44,416	1,617	2,486	39.41	60.59
9	27	2017	4	17	4,102	9.24	176	44,416	1,619	2,483	39.47	60.53
12	7	2017	5	16	4,102	9.24	177	44,416	1,534	2,568	37.40	62.60
11	16	2017	5	8	4,101	9.23	178	44,416	2,704	1,397	65.94	34.06
7	25	2017	3	17	4,100	9.23	179	44,416	1,695	2,405	41.34	58.66
8	8	2017	3	8	4,100	9.23	180	44,416	2,730	1,370	66.59	33.41
6	8	2017	5	8	4,099	9.23	181	44,416	2,682	1,417	65.43	34.57
1	19	2017	5	8	4,097	9.22	182	44,416	2,693	1,404	65.73	34.27
10	23	2017	2	8	4,097	9.22	183	44,416	2,665	1,432	65.05	34.95
5	4	2017	5	17	4,095	9.22	184	44,416	1,680	2,415	41.03	58.97
8	10	2017	5	17	4,094	9.22	185	44,416	1,730	2,364	42.26	57.74
9	14	2017	5	17	4,093	9.22	186	44,416	1,685	2,408	41.17	58.83
2	28	2017	3	8	4,090	9.21	187	44,416	2,654	1,436	64.89	35.11
6	5	2017	2	8	4,089	9.21	188	44,416	2,681	1,408	65.57	34.43
6	23	2017	6	17	4,089	9.21	189	44,416	1,700	2,389	41.57	58.43
12	14	2017	5	16	4,088	9.20	190	44,416	1,588	2,500	38.85	61.15
11	15	2017	4	8	4,086	9.20	191	44,416	2,651	1,435	64.88	35.12
2	22	2017	4	8	4,084	9.19	192	44,416	2,778	1,306	68.02	31.98
4	27	2017	5	8	4,080	9.19	193	44,416	2,637	1,443	64.63	35.37
12	7	2017	5	18	4,080	9.19	194	44,416	1,796	2,284	44.02	55.98
1	9	2017	2	17	4,075	9.17	195	44,416	1,522	2,553	37.35	62.65
5	30	2017	3	8	4,075	9.17	196	44,416	2,689	1,386	65.99	34.01
4	27	2017	5	16	4,074	9.17	197	44,416	1,535	2,539	37.68	62.32
11	3	2017	6	16	4,073	9.17	198	44,416	1,537	2,536	37.74	62.26
12	7	2017	5	8	4,073	9.17	199	44,416	2,718	1,355	66.73	33.27
11	7	2017	3	17	4,072	9.17	200	44,416	1,519	2,553	37.30	62.70



**AADT= 796      K 30 FACTOR= 37.19      K 100 FACTOR= 30.65      K 200 FACTOR= 24.75      D 30 FACTOR= 80.41**



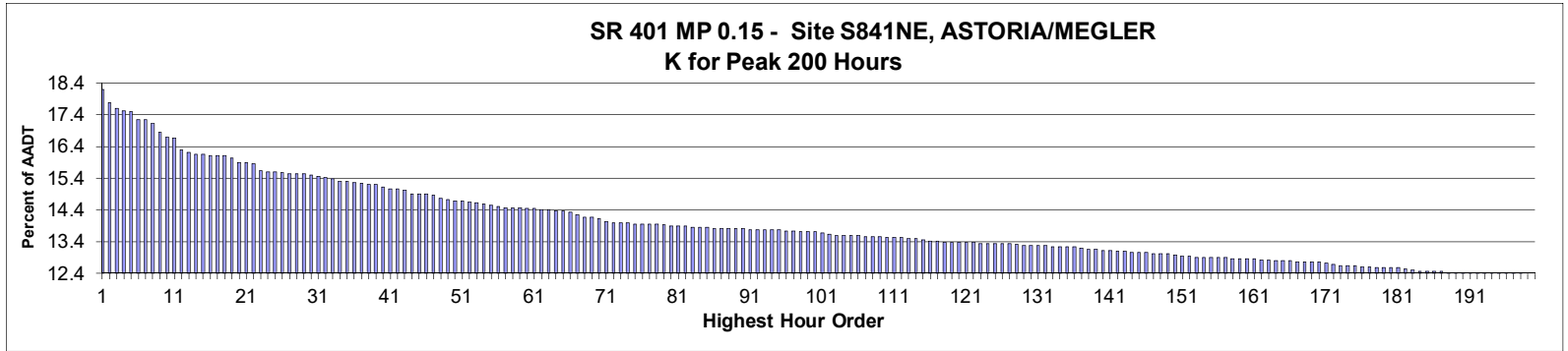
MO	DY	YR	DAY OF WK	HR	HR VOL	PERCENT OF AADT	HOUR NUMBER	AADT	EAST VOLUME	WEST VOLUME	PERCENT EAST IS OF TOTAL VOLUME	PERCENT WEST IS OF TOTAL VOLUME
8	5	2017	7	15	453	56.91	1	796	137	316	30.24	69.76
8	5	2017	7	12	411	51.63	2	796	380	31	92.46	7.54
5	28	2017	1	16	373	46.86	3	796	143	230	38.34	61.66
7	2	2017	1	15	361	45.35	4	796	175	186	48.48	51.52
7	2	2017	1	16	361	45.35	5	796	121	240	33.52	66.48
7	22	2017	7	15	355	44.60	6	796	162	193	45.63	54.37
5	27	2017	7	15	351	44.10	7	796	155	196	44.16	55.84
5	28	2017	1	14	341	42.84	8	796	191	150	56.01	43.99
5	28	2017	1	15	341	42.84	9	796	152	189	44.57	55.43
5	28	2017	1	13	339	42.59	10	796	258	81	76.11	23.89
7	2	2017	1	17	335	42.09	11	796	61	274	18.21	81.79
5	27	2017	7	16	334	41.96	12	796	116	218	34.73	65.27
5	28	2017	1	17	334	41.96	13	796	67	267	20.06	79.94
7	2	2017	1	14	334	41.96	14	796	218	116	65.27	34.73
7	22	2017	7	16	334	41.96	15	796	111	223	33.23	66.77
9	3	2017	1	15	330	41.46	16	796	138	192	41.82	58.18

MO	DY	YR	DAY OF WK	HR	HR VOL	PERCENT OF AADT	HOUR NUMBER	AADT	EAST VOLUME	WEST VOLUME	PERCENT EAST IS OF TOTAL VOLUME	PERCENT WEST IS OF TOTAL VOLUME
7	22	2017	7	14	329	41.33	17	796	209	120	63.53	36.47
8	19	2017	7	15	325	40.83	18	796	138	187	42.46	57.54
7	15	2017	7	15	323	40.58	19	796	134	189	41.49	58.51
7	23	2017	1	15	315	39.57	20	796	150	165	47.62	52.38
9	3	2017	1	16	310	38.94	21	796	94	216	30.32	69.68
7	1	2017	7	16	308	38.69	22	796	125	183	40.58	59.42
7	29	2017	7	16	308	38.69	23	796	102	206	33.12	66.88
7	22	2017	7	12	307	38.57	24	796	253	54	82.41	17.59
7	1	2017	7	17	300	37.69	25	796	81	219	27.00	73.00
9	3	2017	1	14	300	37.69	26	796	183	117	61.00	39.00
7	8	2017	7	17	299	37.56	27	796	67	232	22.41	77.59
7	8	2017	7	15	298	37.44	28	796	153	145	51.34	48.66
8	19	2017	7	16	298	37.44	29	796	111	187	37.25	62.75
7	22	2017	7	17	296	37.19	30	796	58	238	19.59	80.41
7	2	2017	1	13	295	37.06	31	796	231	64	78.31	21.69
7	15	2017	7	16	295	37.06	32	796	101	194	34.24	65.76
8	12	2017	7	15	295	37.06	33	796	144	151	48.81	51.19
7	9	2017	1	15	293	36.81	34	796	120	173	40.96	59.04
7	30	2017	1	16	293	36.81	35	796	96	197	32.76	67.24
9	2	2017	7	14	293	36.81	36	796	170	123	58.02	41.98
5	28	2017	1	12	287	36.06	37	796	247	40	86.06	13.94
8	5	2017	7	14	287	36.06	38	796	140	147	48.78	51.22
7	15	2017	7	14	285	35.80	39	796	163	122	57.19	42.81
9	3	2017	1	13	285	35.80	40	796	196	89	68.77	31.23
7	8	2017	7	16	284	35.68	41	796	92	192	32.39	67.61
7	29	2017	7	17	284	35.68	42	796	68	216	23.94	76.06
5	27	2017	7	14	282	35.43	43	796	172	110	60.99	39.01
5	27	2017	7	17	282	35.43	44	796	63	219	22.34	77.66
7	1	2017	7	15	281	35.30	45	796	161	120	57.30	42.70
9	2	2017	7	15	281	35.30	46	796	140	141	49.82	50.18
5	27	2017	7	13	278	34.92	47	796	207	71	74.46	25.54
6	24	2017	7	15	278	34.92	48	796	121	157	43.53	56.47
7	3	2017	2	16	277	34.80	49	796	86	191	31.05	68.95
7	3	2017	2	15	276	34.67	50	796	135	141	48.91	51.09
7	3	2017	2	14	275	34.55	51	796	168	107	61.09	38.91
8	12	2017	7	16	275	34.55	52	796	105	170	38.18	61.82
7	3	2017	2	17	272	34.17	53	796	55	217	20.22	79.78
7	30	2017	1	15	271	34.05	54	796	120	151	44.28	55.72
6	25	2017	1	16	270	33.92	55	796	77	193	28.52	71.48
7	22	2017	7	13	270	33.92	56	796	195	75	72.22	27.78
9	2	2017	7	16	270	33.92	57	796	95	175	35.19	64.81
8	20	2017	1	15	269	33.79	58	796	125	144	46.47	53.53
7	3	2017	2	13	268	33.67	59	796	195	73	72.76	27.24
7	23	2017	1	16	268	33.67	60	796	80	188	29.85	70.15
8	19	2017	7	14	268	33.67	61	796	177	91	66.04	33.96
7	9	2017	1	16	267	33.54	62	796	71	196	26.59	73.41
7	15	2017	7	13	264	33.17	63	796	196	68	74.24	25.76
7	29	2017	7	15	264	33.17	64	796	139	125	52.65	47.35
8	26	2017	7	17	264	33.17	65	796	59	205	22.35	77.65
7	2	2017	1	12	263	33.04	66	796	237	26	90.11	9.89
7	15	2017	7	17	263	33.04	67	796	48	215	18.25	81.75

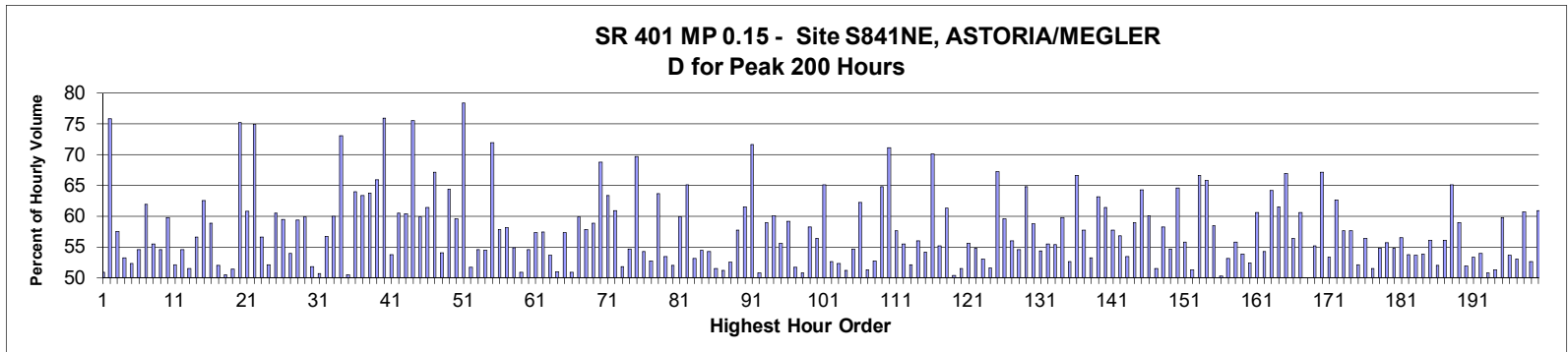
MO	DY	YR	DAY OF WK	HR	HR VOL	PERCENT OF AADT	HOUR NUMBER	AADT	EAST VOLUME	WEST VOLUME	PERCENT EAST IS OF TOTAL VOLUME	PERCENT WEST IS OF TOTAL VOLUME
6	24	2017	7	14	262	32.91	68	796	145	117	55.34	44.66
7	16	2017	1	17	262	32.91	69	796	42	220	16.03	83.97
7	30	2017	1	17	260	32.66	70	796	64	196	24.62	75.38
6	17	2017	7	16	258	32.41	71	796	88	170	34.11	65.89
6	24	2017	7	17	258	32.41	72	796	95	163	36.82	63.18
7	1	2017	7	18	258	32.41	73	796	39	219	15.12	84.88
8	12	2017	7	17	258	32.41	74	796	60	198	23.26	76.74
8	26	2017	7	14	258	32.41	75	796	144	114	55.81	44.19
7	9	2017	1	14	257	32.29	76	796	135	122	52.53	47.47
8	5	2017	7	16	257	32.29	77	796	71	186	27.63	72.37
8	26	2017	7	15	256	32.16	78	796	108	148	42.19	57.81
6	25	2017	1	15	255	32.04	79	796	99	156	38.82	61.18
7	22	2017	7	18	254	31.91	80	796	40	214	15.75	84.25
8	20	2017	1	16	254	31.91	81	796	64	190	25.20	74.80
6	17	2017	7	15	253	31.78	82	796	81	172	32.02	67.98
7	1	2017	7	14	253	31.78	83	796	164	89	64.82	35.18
7	15	2017	7	12	251	31.53	84	796	222	29	88.45	11.55
7	29	2017	7	13	251	31.53	85	796	194	57	77.29	22.71
8	5	2017	7	17	251	31.53	86	796	62	189	24.70	75.30
8	22	2017	3	15	251	31.53	87	796	108	143	43.03	56.97
8	26	2017	7	13	251	31.53	88	796	182	69	72.51	27.49
7	23	2017	1	14	250	31.41	89	796	169	81	67.60	32.40
8	22	2017	3	14	249	31.28	90	796	160	89	64.26	35.74
5	20	2017	7	15	248	31.16	91	796	78	170	31.45	68.55
5	27	2017	7	12	248	31.16	92	796	219	29	88.31	11.69
7	8	2017	7	13	248	31.16	93	796	196	52	79.03	20.97
7	29	2017	7	14	248	31.16	94	796	146	102	58.87	41.13
8	19	2017	7	17	247	31.03	95	796	58	189	23.48	76.52
8	12	2017	7	14	246	30.90	96	796	146	100	59.35	40.65
8	27	2017	1	14	246	30.90	97	796	113	133	45.93	54.07
8	27	2017	1	15	246	30.90	98	796	98	148	39.84	60.16
8	26	2017	7	16	245	30.78	99	796	84	161	34.29	65.71
6	24	2017	7	16	244	30.65	100	796	78	166	31.97	68.03
9	3	2017	1	12	244	30.65	101	796	215	29	88.11	11.89
8	22	2017	3	16	243	30.53	102	796	74	169	30.45	69.55
7	3	2017	2	18	242	30.40	103	796	29	213	11.98	88.02
7	16	2017	1	15	242	30.40	104	796	102	140	42.15	57.85
7	2	2017	1	18	241	30.28	105	796	33	208	13.69	86.31
7	8	2017	7	14	241	30.28	106	796	147	94	61.00	39.00
8	6	2017	1	16	240	30.15	107	796	77	163	32.08	67.92
7	16	2017	1	14	238	29.90	108	796	153	85	64.29	35.71
7	16	2017	1	16	238	29.90	109	796	78	160	32.77	67.23
5	28	2017	1	18	237	29.77	110	796	29	208	12.24	87.76
6	17	2017	7	17	237	29.77	111	796	38	199	16.03	83.97
7	9	2017	1	13	237	29.77	112	796	180	57	75.95	24.05
7	16	2017	1	13	237	29.77	113	796	183	54	77.22	22.78
9	2	2017	7	17	237	29.77	114	796	48	189	20.25	79.75
5	29	2017	2	16	236	29.65	115	796	74	162	31.36	68.64
8	6	2017	1	14	236	29.65	116	796	140	96	59.32	40.68
8	12	2017	7	13	236	29.65	117	796	170	66	72.03	27.97
9	3	2017	1	17	236	29.65	118	796	43	193	18.22	81.78

MO	DY	YR	DAY OF WK	HR	HR VOL	PERCENT OF AADT	HOUR NUMBER	AADT	EAST VOLUME	WEST VOLUME	PERCENT EAST IS OF TOTAL VOLUME	PERCENT WEST IS OF TOTAL VOLUME
7	1	2017	7	13	235	29.52	119	796	189	46	80.43	19.57
8	12	2017	7	18	234	29.40	120	796	43	191	18.38	81.62
7	1	2017	7	12	232	29.15	121	796	201	31	86.64	13.36
6	25	2017	1	14	231	29.02	122	796	134	97	58.01	41.99
7	2	2017	1	19	230	28.89	123	796	29	201	12.61	87.39
6	24	2017	7	13	229	28.77	124	796	151	78	65.94	34.06
7	4	2017	3	15	228	28.64	125	796	80	148	35.09	64.91
8	27	2017	1	16	228	28.64	126	796	72	156	31.58	68.42
5	28	2017	1	11	227	28.52	127	796	206	21	90.75	9.25
7	3	2017	2	12	227	28.52	128	796	198	29	87.22	12.78
7	15	2017	7	18	227	28.52	129	796	34	193	14.98	85.02
7	16	2017	1	12	227	28.52	130	796	187	40	82.38	17.62
8	19	2017	7	18	227	28.52	131	796	33	194	14.54	85.46
9	2	2017	7	13	227	28.52	132	796	167	60	73.57	26.43
5	21	2017	1	16	226	28.39	133	796	60	166	26.55	73.45
8	12	2017	7	12	226	28.39	134	796	196	30	86.73	13.27
8	19	2017	7	13	226	28.39	135	796	177	49	78.32	21.68
7	9	2017	1	17	225	28.27	136	796	45	180	20.00	80.00
7	29	2017	7	12	225	28.27	137	796	192	33	85.33	14.67
6	17	2017	7	14	224	28.14	138	796	130	94	58.04	41.96
7	1	2017	7	19	224	28.14	139	796	29	195	12.95	87.05
8	20	2017	1	17	224	28.14	140	796	57	167	25.45	74.55
8	23	2017	4	15	223	28.02	141	796	92	131	41.26	58.74
5	29	2017	2	15	222	27.89	142	796	108	114	48.65	51.35
7	4	2017	3	13	221	27.76	143	796	159	62	71.95	28.05
7	29	2017	7	18	221	27.76	144	796	32	189	14.48	85.52
8	20	2017	1	12	221	27.76	145	796	182	39	82.35	17.65
5	21	2017	1	15	220	27.64	146	796	82	138	37.27	62.73
6	17	2017	7	13	220	27.64	147	796	159	61	72.27	27.73
9	4	2017	2	14	219	27.51	148	796	115	104	52.51	47.49
5	20	2017	7	12	217	27.26	149	796	208	9	95.85	4.15
8	5	2017	7	13	217	27.26	150	796	150	67	69.12	30.88
7	23	2017	1	17	216	27.14	151	796	41	175	18.98	81.02
7	30	2017	1	13	216	27.14	152	796	170	46	78.70	21.30
7	23	2017	1	18	215	27.01	153	796	20	195	9.30	90.70
8	20	2017	1	13	215	27.01	154	796	159	56	73.95	26.05
8	27	2017	1	12	215	27.01	155	796	187	28	86.98	13.02
9	16	2017	7	16	214	26.88	156	796	63	151	29.44	70.56
6	25	2017	1	13	213	26.76	157	796	151	62	70.89	29.11
8	6	2017	1	15	213	26.76	158	796	103	110	48.36	51.64
9	3	2017	1	18	213	26.76	159	796	28	185	13.15	86.85
5	27	2017	7	18	211	26.51	160	796	26	185	12.32	87.68
5	29	2017	2	14	210	26.38	161	796	128	82	60.95	39.05
6	24	2017	7	18	210	26.38	162	796	71	139	33.81	66.19
7	18	2017	3	16	210	26.38	163	796	49	161	23.33	76.67
8	19	2017	7	12	210	26.38	164	796	192	18	91.43	8.57
8	26	2017	7	12	210	26.38	165	796	179	31	85.24	14.76
9	2	2017	7	12	210	26.38	166	796	178	32	84.76	15.24
7	30	2017	1	12	209	26.26	167	796	187	22	89.47	10.53
8	5	2017	7	18	209	26.26	168	796	37	172	17.70	82.30
8	22	2017	3	13	209	26.26	169	796	137	72	65.55	34.45

MO	DY	YR	DAY OF WK	HR	HR VOL	PERCENT OF AADT	HOUR NUMBER	AADT	EAST VOLUME	WEST VOLUME	PERCENT EAST IS OF TOTAL VOLUME	PERCENT WEST IS OF TOTAL VOLUME
7	17	2017	2	16	207	26.01	170	796	53	154	25.60	74.40
9	3	2017	1	11	207	26.01	171	796	182	25	87.92	12.08
5	21	2017	1	14	206	25.88	172	796	110	96	53.40	46.60
9	16	2017	7	15	206	25.88	173	796	87	119	42.23	57.77
7	8	2017	7	12	205	25.75	174	796	181	24	88.29	11.71
8	22	2017	3	17	205	25.75	175	796	53	152	25.85	74.15
8	26	2017	7	18	205	25.75	176	796	22	183	10.73	89.27
7	9	2017	1	12	204	25.63	177	796	191	13	93.63	6.37
8	23	2017	4	14	204	25.63	178	796	107	97	52.45	47.55
6	24	2017	7	12	203	25.50	179	796	171	32	84.24	15.76
7	23	2017	1	13	203	25.50	180	796	149	54	73.40	26.60
7	2	2017	1	11	202	25.38	181	796	186	16	92.08	7.92
7	7	2017	6	15	202	25.38	182	796	89	113	44.06	55.94
6	11	2017	1	15	201	25.25	183	796	76	125	37.81	62.19
6	18	2017	1	15	201	25.25	184	796	93	108	46.27	53.73
7	6	2017	5	15	201	25.25	185	796	83	118	41.29	58.71
8	27	2017	1	13	201	25.25	186	796	139	62	69.15	30.85
6	18	2017	1	17	200	25.13	187	796	35	165	17.50	82.50
7	5	2017	4	14	200	25.13	188	796	133	67	66.50	33.50
7	17	2017	2	17	200	25.13	189	796	36	164	18.00	82.00
7	30	2017	1	14	200	25.13	190	796	121	79	60.50	39.50
9	9	2017	7	15	200	25.13	191	796	69	131	34.50	65.50
9	2	2017	7	18	199	25.00	192	796	31	168	15.58	84.42
9	4	2017	2	13	199	25.00	193	796	126	73	63.32	36.68
5	21	2017	1	13	198	24.87	194	796	144	54	72.73	27.27
7	4	2017	3	14	198	24.87	195	796	111	87	56.06	43.94
7	24	2017	2	16	198	24.87	196	796	56	142	28.28	71.72
7	7	2017	6	14	197	24.75	197	796	111	86	56.35	43.65
8	20	2017	1	14	197	24.75	198	796	106	91	53.81	46.19
8	23	2017	4	16	197	24.75	199	796	51	146	25.89	74.11
9	4	2017	2	15	197	24.75	200	796	81	116	41.12	58.88



**AADT= 2,745      K 30 FACTOR= 15.48      K 100 FACTOR= 13.70      K 200 FACTOR= 12.39      D 30 FACTOR= 51.76**



MO	DY	YR	DAY OF WK	HR	HR VOL	PERCENT OF AADT	HOUR NUMBER	AADT	NORTH VOLUME	SOUTH VOLUME	PERCENT NORTH IS OF TOTAL VOLUME	PERCENT SOUTH IS OF TOTAL VOLUME
8	6	2017	1	14	499	18.18	1	2,745	245	254	49.10	50.90
5	29	2017	2	13	488	17.78	2	2,745	370	118	75.82	24.18
8	13	2017	1	15	483	17.60	3	2,745	278	205	57.56	42.44
8	20	2017	1	13	481	17.52	4	2,745	225	256	46.78	53.22
7	16	2017	1	14	480	17.49	5	2,745	229	251	47.71	52.29
8	20	2017	1	15	473	17.23	6	2,745	215	258	45.45	54.55
9	4	2017	2	13	473	17.23	7	2,745	293	180	61.95	38.05
7	30	2017	1	13	470	17.12	8	2,745	261	209	55.53	44.47
8	27	2017	1	13	462	16.83	9	2,745	252	210	54.55	45.45
9	4	2017	2	14	458	16.68	10	2,745	274	184	59.83	40.17
8	13	2017	1	13	457	16.65	11	2,745	238	219	52.08	47.92
8	6	2017	1	15	447	16.28	12	2,745	244	203	54.59	45.41
8	6	2017	1	13	445	16.21	13	2,745	216	229	48.54	51.46
8	20	2017	1	12	443	16.14	14	2,745	192	251	43.34	56.66
9	4	2017	2	15	443	16.14	15	2,745	277	166	62.53	37.47
7	16	2017	1	16	442	16.10	16	2,745	260	182	58.82	41.18

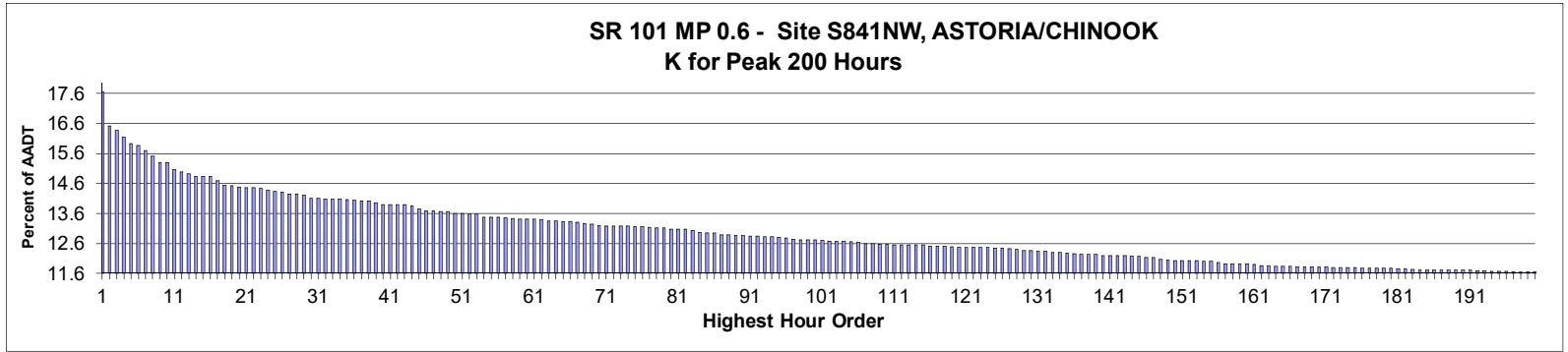


MO	DY	YR	DAY OF WK	HR	HR VOL	PERCENT OF AADT	HOUR NUMBER	AADT	NORTH VOLUME	SOUTH VOLUME	PERCENT NORTH IS OF TOTAL VOLUME	PERCENT SOUTH IS OF TOTAL VOLUME
8	13	2017	1	14	442	16.10	17	2,745	230	212	52.04	47.96
8	27	2017	1	14	442	16.10	18	2,745	223	219	50.45	49.55
7	23	2017	1	14	440	16.03	19	2,745	226	214	51.36	48.64
4	30	2017	1	14	436	15.88	20	2,745	328	108	75.23	24.77
7	5	2017	4	14	436	15.88	21	2,745	265	171	60.78	39.22
5	29	2017	2	14	435	15.85	22	2,745	326	109	74.94	25.06
8	20	2017	1	14	429	15.63	23	2,745	186	243	43.36	56.64
8	6	2017	1	16	428	15.59	24	2,745	223	205	52.10	47.90
8	27	2017	1	12	428	15.59	25	2,745	259	169	60.51	39.49
8	6	2017	1	17	427	15.56	26	2,745	254	173	59.48	40.52
6	25	2017	1	15	426	15.52	27	2,745	230	196	53.99	46.01
8	13	2017	1	16	426	15.52	28	2,745	253	173	59.39	40.61
8	27	2017	1	16	426	15.52	29	2,745	255	171	59.86	40.14
7	30	2017	1	14	425	15.48	30	2,745	220	205	51.76	48.24
9	3	2017	1	16	424	15.45	31	2,745	215	209	50.71	49.29
7	5	2017	4	15	423	15.41	32	2,745	240	183	56.74	43.26
9	4	2017	2	12	422	15.37	33	2,745	253	169	59.95	40.05
4	30	2017	1	15	420	15.30	34	2,745	307	113	73.10	26.90
8	5	2017	7	15	420	15.30	35	2,745	208	212	49.52	50.48
9	10	2017	1	13	419	15.26	36	2,745	268	151	63.96	36.04
7	1	2017	7	15	418	15.23	37	2,745	153	265	36.60	63.40
8	19	2017	7	13	417	15.19	38	2,745	151	266	36.21	63.79
9	10	2017	1	15	417	15.19	39	2,745	275	142	65.95	34.05
8	21	2017	2	17	415	15.12	40	2,745	315	100	75.90	24.10
7	23	2017	1	15	413	15.05	41	2,745	222	191	53.75	46.25
9	2	2017	7	15	413	15.05	42	2,745	163	250	39.47	60.53
9	10	2017	1	14	412	15.01	43	2,745	249	163	60.44	39.56
5	29	2017	2	15	409	14.90	44	2,745	309	100	75.55	24.45
7	5	2017	4	13	409	14.90	45	2,745	245	164	59.90	40.10
9	4	2017	2	16	409	14.90	46	2,745	251	158	61.37	38.63
8	21	2017	2	16	408	14.86	47	2,745	274	134	67.16	32.84
8	20	2017	1	17	405	14.75	48	2,745	186	219	45.93	54.07
7	30	2017	1	17	404	14.72	49	2,745	260	144	64.36	35.64
7	2	2017	1	14	403	14.68	50	2,745	163	240	40.45	59.55
8	21	2017	2	18	403	14.68	51	2,745	316	87	78.41	21.59
7	30	2017	1	15	402	14.64	52	2,745	208	194	51.74	48.26
9	2	2017	7	16	401	14.61	53	2,745	182	219	45.39	54.61
7	23	2017	1	13	400	14.57	54	2,745	218	182	54.50	45.50
9	2	2017	7	13	399	14.54	55	2,745	112	287	28.07	71.93
9	3	2017	1	13	398	14.50	56	2,745	168	230	42.21	57.79
7	9	2017	1	14	397	14.46	57	2,745	231	166	58.19	41.81
8	4	2017	6	15	397	14.46	58	2,745	179	218	45.09	54.91
8	26	2017	7	15	397	14.46	59	2,745	195	202	49.12	50.88
7	16	2017	1	15	396	14.43	60	2,745	180	216	45.45	54.55
8	13	2017	1	17	396	14.43	61	2,745	227	169	57.32	42.68
7	30	2017	1	16	395	14.39	62	2,745	227	168	57.47	42.53
9	1	2017	6	15	395	14.39	63	2,745	183	212	46.33	53.67
8	4	2017	6	16	394	14.35	64	2,745	201	193	51.02	48.98
8	22	2017	3	12	394	14.35	65	2,745	226	168	57.36	42.64
6	25	2017	1	13	393	14.32	66	2,745	193	200	49.11	50.89
8	5	2017	7	14	391	14.24	67	2,745	157	234	40.15	59.85

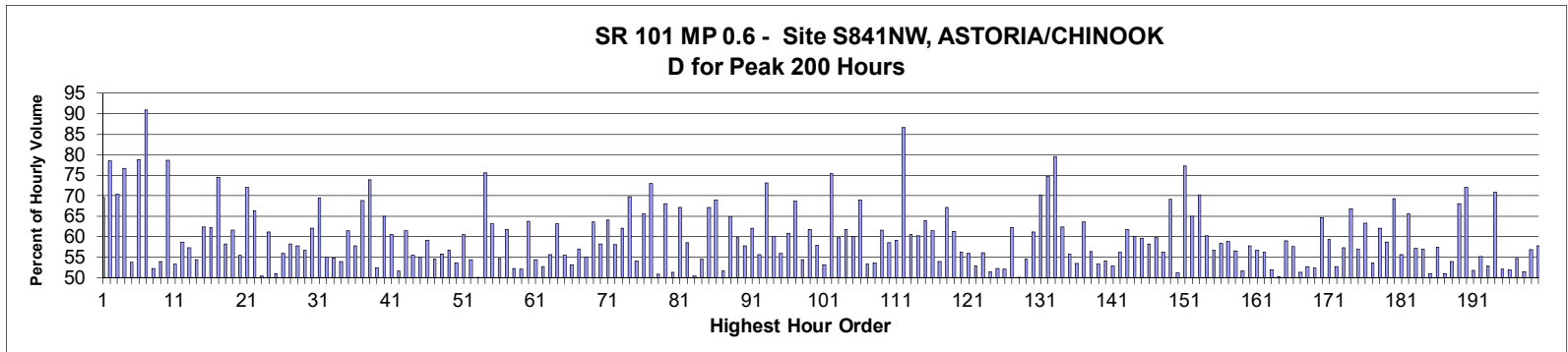
MO	DY	YR	DAY OF WK	HR	HR VOL	PERCENT OF AADT	HOUR NUMBER	AADT	NORTH VOLUME	SOUTH VOLUME	PERCENT IS OF TOTAL VOLUME	PERCENT SOUTH IS OF TOTAL VOLUME
7	29	2017	7	13	389	14.17	68	2,745	164	225	42.16	57.84
8	3	2017	5	14	389	14.17	69	2,745	160	229	41.13	58.87
5	27	2017	7	13	388	14.13	70	2,745	121	267	31.19	68.81
9	2	2017	7	14	385	14.03	71	2,745	141	244	36.62	63.38
5	27	2017	7	16	384	13.99	72	2,745	150	234	39.06	60.94
6	25	2017	1	14	384	13.99	73	2,745	199	185	51.82	48.18
8	4	2017	6	13	384	13.99	74	2,745	174	210	45.31	54.69
5	29	2017	2	16	383	13.95	75	2,745	267	116	69.71	30.29
7	9	2017	1	15	383	13.95	76	2,745	208	175	54.31	45.69
8	6	2017	1	12	383	13.95	77	2,745	202	181	52.74	47.26
8	27	2017	1	17	383	13.95	78	2,745	244	139	63.71	36.29
8	25	2017	6	15	382	13.92	79	2,745	178	204	46.60	53.40
8	20	2017	1	16	381	13.88	80	2,745	183	198	48.03	51.97
8	27	2017	1	15	381	13.88	81	2,745	228	153	59.84	40.16
9	2	2017	7	12	381	13.88	82	2,745	133	248	34.91	65.09
7	16	2017	1	13	380	13.84	83	2,745	178	202	46.84	53.16
8	4	2017	6	14	380	13.84	84	2,745	173	207	45.53	54.47
9	1	2017	6	13	380	13.84	85	2,745	174	206	45.79	54.21
7	2	2017	1	17	379	13.81	86	2,745	195	184	51.45	48.55
8	11	2017	6	16	379	13.81	87	2,745	194	185	51.19	48.81
8	18	2017	6	15	379	13.81	88	2,745	180	199	47.49	52.51
8	19	2017	7	15	379	13.81	89	2,745	160	219	42.22	57.78
9	3	2017	1	17	379	13.81	90	2,745	233	146	61.48	38.52
5	27	2017	7	12	378	13.77	91	2,745	107	271	28.31	71.69
7	2	2017	1	16	378	13.77	92	2,745	186	192	49.21	50.79
7	5	2017	4	12	378	13.77	93	2,745	223	155	58.99	41.01
8	18	2017	6	14	378	13.77	94	2,745	151	227	39.95	60.05
8	25	2017	6	16	378	13.77	95	2,745	210	168	55.56	44.44
7	1	2017	7	16	377	13.73	96	2,745	154	223	40.85	59.15
8	13	2017	1	12	377	13.73	97	2,745	195	182	51.72	48.28
8	11	2017	6	15	376	13.70	98	2,745	185	191	49.20	50.80
9	1	2017	6	16	376	13.70	99	2,745	157	219	41.76	58.24
9	8	2017	6	14	376	13.70	100	2,745	164	212	43.62	56.38
8	19	2017	7	12	375	13.66	101	2,745	131	244	34.93	65.07
5	28	2017	1	13	374	13.62	102	2,745	177	197	47.33	52.67
7	2	2017	1	13	373	13.59	103	2,745	178	195	47.72	52.28
8	14	2017	2	17	373	13.59	104	2,745	182	191	48.79	51.21
9	1	2017	6	17	373	13.59	105	2,745	169	204	45.31	54.69
9	3	2017	1	12	373	13.59	106	2,745	141	232	37.80	62.20
7	9	2017	1	13	372	13.55	107	2,745	181	191	48.66	51.34
9	3	2017	1	14	372	13.55	108	2,745	176	196	47.31	52.69
9	10	2017	1	12	372	13.55	109	2,745	241	131	64.78	35.22
5	29	2017	2	12	371	13.52	110	2,745	264	107	71.16	28.84
7	23	2017	1	16	371	13.52	111	2,745	214	157	57.68	42.32
9	8	2017	6	15	371	13.52	112	2,745	165	206	44.47	55.53
8	4	2017	6	18	370	13.48	113	2,745	193	177	52.16	47.84
9	2	2017	7	17	370	13.48	114	2,745	163	207	44.05	55.95
8	12	2017	7	17	369	13.44	115	2,745	200	169	54.20	45.80
4	30	2017	1	13	368	13.41	116	2,745	258	110	70.11	29.89
8	26	2017	7	13	368	13.41	117	2,745	165	203	44.84	55.16
5	26	2017	6	17	367	13.37	118	2,745	142	225	38.69	61.31

MO	DY	YR	DAY OF WK	HR	HR VOL	PERCENT OF AADT	HOUR NUMBER	AADT	NORTH VOLUME	SOUTH VOLUME	PERCENT NORTH IS OF TOTAL VOLUME	PERCENT SOUTH IS OF TOTAL VOLUME
7	28	2017	6	17	367	13.37	119	2,745	185	182	50.41	49.59
8	25	2017	6	14	367	13.37	120	2,745	178	189	48.50	51.50
9	1	2017	6	14	367	13.37	121	2,745	163	204	44.41	55.59
12	30	2017	7	13	367	13.37	122	2,745	166	201	45.23	54.77
7	16	2017	1	12	366	13.33	123	2,745	194	172	53.01	46.99
7	21	2017	6	15	366	13.33	124	2,745	177	189	48.36	51.64
8	5	2017	7	12	366	13.33	125	2,745	120	246	32.79	67.21
8	19	2017	7	16	366	13.33	126	2,745	148	218	40.44	59.56
9	24	2017	1	14	366	13.33	127	2,745	205	161	56.01	43.99
7	14	2017	6	15	365	13.30	128	2,745	166	199	45.48	54.52
7	1	2017	7	14	364	13.26	129	2,745	128	236	35.16	64.84
7	22	2017	7	13	364	13.26	130	2,745	150	214	41.21	58.79
8	5	2017	7	16	364	13.26	131	2,745	198	166	54.40	45.60
8	11	2017	6	13	364	13.26	132	2,745	162	202	44.51	55.49
6	25	2017	1	16	363	13.22	133	2,745	201	162	55.37	44.63
7	21	2017	6	18	363	13.22	134	2,745	146	217	40.22	59.78
8	18	2017	6	17	363	13.22	135	2,745	172	191	47.38	52.62
8	22	2017	3	16	363	13.22	136	2,745	242	121	66.67	33.33
9	1	2017	6	18	362	13.19	137	2,745	153	209	42.27	57.73
7	5	2017	4	16	361	13.15	138	2,745	192	169	53.19	46.81
8	22	2017	3	15	361	13.15	139	2,745	228	133	63.16	36.84
8	22	2017	3	13	360	13.11	140	2,745	221	139	61.39	38.61
9	7	2017	5	14	360	13.11	141	2,745	152	208	42.22	57.78
7	30	2017	1	12	359	13.08	142	2,745	204	155	56.82	43.18
8	18	2017	6	13	359	13.08	143	2,745	167	192	46.52	53.48
7	5	2017	4	17	358	13.04	144	2,745	211	147	58.94	41.06
8	22	2017	3	14	358	13.04	145	2,745	230	128	64.25	35.75
9	16	2017	7	12	358	13.04	146	2,745	143	215	39.94	60.06
9	3	2017	1	15	357	13.01	147	2,745	184	173	51.54	48.46
9	10	2017	1	16	357	13.01	148	2,745	208	149	58.26	41.74
12	30	2017	7	15	357	13.01	149	2,745	162	195	45.38	54.62
5	27	2017	7	15	356	12.97	150	2,745	126	230	35.39	64.61
5	27	2017	7	17	355	12.93	151	2,745	157	198	44.23	55.77
9	15	2017	6	15	355	12.93	152	2,745	182	173	51.27	48.73
5	27	2017	7	14	354	12.90	153	2,745	118	236	33.33	66.67
7	1	2017	7	13	354	12.90	154	2,745	121	233	34.18	65.82
7	1	2017	7	17	354	12.90	155	2,745	147	207	41.53	58.47
8	4	2017	6	17	354	12.90	156	2,745	178	176	50.28	49.72
8	18	2017	6	16	354	12.90	157	2,745	166	188	46.89	53.11
7	2	2017	1	15	353	12.86	158	2,745	156	197	44.19	55.81
8	25	2017	6	17	353	12.86	159	2,745	190	163	53.82	46.18
8	26	2017	7	17	353	12.86	160	2,745	185	168	52.41	47.59
9	17	2017	1	13	353	12.86	161	2,745	214	139	60.62	39.38
7	3	2017	2	16	352	12.82	162	2,745	191	161	54.26	45.74
8	19	2017	7	11	352	12.82	163	2,745	126	226	35.80	64.20
7	22	2017	7	12	351	12.79	164	2,745	135	216	38.46	61.54
8	22	2017	3	17	351	12.79	165	2,745	235	116	66.95	33.05
9	17	2017	1	12	351	12.79	166	2,745	198	153	56.41	43.59
5	26	2017	6	14	350	12.75	167	2,745	138	212	39.43	60.57
8	11	2017	6	17	350	12.75	168	2,745	175	175	50.00	50.00
8	17	2017	5	16	350	12.75	169	2,745	157	193	44.86	55.14

MO	DY	YR	DAY OF WK	HR	HR VOL	PERCENT OF AADT	HOUR NUMBER	AADT	NORTH VOLUME	SOUTH VOLUME	PERCENT NORTH IS OF TOTAL VOLUME	PERCENT SOUTH IS OF TOTAL VOLUME
8	21	2017	2	15	350	12.75	170	2,745	235	115	67.14	32.86
8	12	2017	7	16	349	12.71	171	2,745	186	163	53.30	46.70
8	5	2017	7	13	348	12.68	172	2,745	130	218	37.36	62.64
5	21	2017	1	15	347	12.64	173	2,745	200	147	57.64	42.36
7	22	2017	7	14	347	12.64	174	2,745	147	200	42.36	57.64
11	10	2017	6	15	347	12.64	175	2,745	166	181	47.84	52.16
7	15	2017	7	13	346	12.60	176	2,745	151	195	43.64	56.36
7	22	2017	7	15	346	12.60	177	2,745	168	178	48.55	51.45
5	21	2017	1	14	345	12.57	178	2,745	189	156	54.78	45.22
7	23	2017	1	12	345	12.57	179	2,745	192	153	55.65	44.35
8	7	2017	2	17	345	12.57	180	2,745	189	156	54.78	45.22
8	14	2017	2	16	345	12.57	181	2,745	195	150	56.52	43.48
7	8	2017	7	13	344	12.53	182	2,745	159	185	46.22	53.78
8	7	2017	2	13	343	12.50	183	2,745	159	184	46.36	53.64
7	17	2017	2	16	342	12.46	184	2,745	158	184	46.20	53.80
7	28	2017	6	14	342	12.46	185	2,745	150	192	43.86	56.14
8	7	2017	2	16	342	12.46	186	2,745	178	164	52.05	47.95
8	18	2017	6	12	342	12.46	187	2,745	150	192	43.86	56.14
5	26	2017	6	16	341	12.42	188	2,745	119	222	34.90	65.10
6	23	2017	6	15	341	12.42	189	2,745	140	201	41.06	58.94
7	21	2017	6	14	341	12.42	190	2,745	164	177	48.09	51.91
7	22	2017	7	16	341	12.42	191	2,745	159	182	46.63	53.37
7	31	2017	2	15	341	12.42	192	2,745	157	184	46.04	53.96
8	3	2017	5	15	341	12.42	193	2,745	173	168	50.73	49.27
8	11	2017	6	18	341	12.42	194	2,745	166	175	48.68	51.32
8	19	2017	7	14	341	12.42	195	2,745	137	204	40.18	59.82
8	20	2017	1	18	341	12.42	196	2,745	158	183	46.33	53.67
9	11	2017	2	15	341	12.42	197	2,745	160	181	46.92	53.08
9	16	2017	7	15	341	12.42	198	2,745	134	207	39.30	60.70
5	28	2017	1	14	340	12.39	199	2,745	161	179	47.35	52.65
8	3	2017	5	13	340	12.39	200	2,745	133	207	39.12	60.88



AADT= 6,692      K 30 FACTOR= 14.15      K 100 FACTOR= 12.75      K 200 FACTOR= 11.69      D 30 FACTOR= 62.09



MO	DY	YR	DAY OF WK	HR	HR VOL	PERCENT OF AADT	HOUR NUMBER	AADT	NORTH VOLUME	SOUTH VOLUME	PERCENT NORTH IS OF TOTAL VOLUME	PERCENT SOUTH IS OF TOTAL VOLUME
4	29	2017	7	14	1,184	17.69	1	6,692	824	360	69.59	30.41
4	30	2017	1	13	1,108	16.56	2	6,692	870	238	78.52	21.48
4	29	2017	7	13	1,099	16.42	3	6,692	774	325	70.43	29.57
4	29	2017	7	12	1,082	16.17	4	6,692	830	252	76.71	23.29
9	3	2017	1	16	1,068	15.96	5	6,692	494	574	46.25	53.75
4	30	2017	1	14	1,064	15.90	6	6,692	839	225	78.85	21.15
4	29	2017	7	8	1,053	15.74	7	6,692	95	958	9.02	90.98
9	3	2017	1	15	1,040	15.54	8	6,692	497	543	47.79	52.21
9	3	2017	1	13	1,027	15.35	9	6,692	554	473	53.94	46.06
4	30	2017	1	12	1,026	15.33	10	6,692	807	219	78.65	21.35
9	3	2017	1	14	1,011	15.11	11	6,692	472	539	46.69	53.31
8	27	2017	1	13	1,005	15.02	12	6,692	590	415	58.71	41.29
9	9	2017	7	16	1,001	14.96	13	6,692	574	427	57.34	42.66
8	27	2017	1	14	996	14.88	14	6,692	542	454	54.42	45.58
9	2	2017	7	15	996	14.88	15	6,692	375	621	37.65	62.35
8	6	2017	1	13	995	14.87	16	6,692	619	376	62.21	37.79

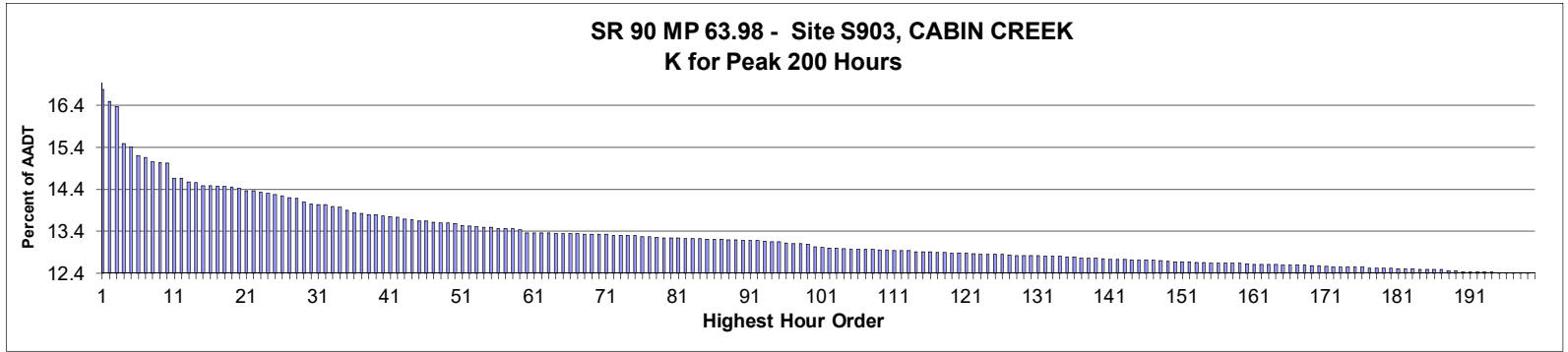
MO	DY	YR	DAY OF WK	HR	HR VOL	PERCENT OF AADT	HOUR NUMBER	AADT	NORTH VOLUME	SOUTH VOLUME	PERCENT NORTH IS OF TOTAL VOLUME	PERCENT SOUTH IS OF TOTAL VOLUME
7	5	2017	4	12	986	14.73	17	6,692	735	251	74.54	25.46
9	9	2017	7	14	976	14.58	18	6,692	408	568	41.80	58.20
9	4	2017	2	13	975	14.57	19	6,692	601	374	61.64	38.36
7	3	2017	2	14	972	14.52	20	6,692	433	539	44.55	55.45
4	29	2017	7	9	971	14.51	21	6,692	272	699	28.01	71.99
9	4	2017	2	12	970	14.49	22	6,692	643	327	66.29	33.71
9	3	2017	1	17	968	14.47	23	6,692	488	480	50.41	49.59
7	2	2017	1	15	965	14.42	24	6,692	375	590	38.86	61.14
7	3	2017	2	13	962	14.38	25	6,692	491	471	51.04	48.96
7	2	2017	1	16	961	14.36	26	6,692	424	537	44.12	55.88
8	4	2017	6	16	956	14.29	27	6,692	399	557	41.74	58.26
8	6	2017	1	15	956	14.29	28	6,692	552	404	57.74	42.26
8	6	2017	1	14	953	14.24	29	6,692	541	412	56.77	43.23
7	1	2017	7	15	947	14.15	30	6,692	359	588	37.91	62.09
7	5	2017	4	13	947	14.15	31	6,692	657	290	69.38	30.62
7	2	2017	1	13	945	14.12	32	6,692	520	425	55.03	44.97
8	27	2017	1	15	945	14.12	33	6,692	518	427	54.81	45.19
9	9	2017	7	15	945	14.12	34	6,692	509	436	53.86	46.14
7	1	2017	7	16	944	14.11	35	6,692	364	580	38.56	61.44
7	1	2017	7	13	942	14.08	36	6,692	398	544	42.25	57.75
9	10	2017	1	13	941	14.06	37	6,692	648	293	68.86	31.14
9	10	2017	1	12	940	14.05	38	6,692	695	245	73.94	26.06
7	2	2017	1	14	936	13.99	39	6,692	445	491	47.54	52.46
7	5	2017	4	14	933	13.94	40	6,692	606	327	64.95	35.05
9	4	2017	2	14	933	13.94	41	6,692	565	368	60.56	39.44
5	28	2017	1	13	932	13.93	42	6,692	481	451	51.61	48.39
7	3	2017	2	17	932	13.93	43	6,692	359	573	38.52	61.48
9	2	2017	7	14	930	13.90	44	6,692	414	516	44.52	55.48
7	2	2017	1	17	922	13.78	45	6,692	415	507	45.01	54.99
7	3	2017	2	12	918	13.72	46	6,692	543	375	59.15	40.85
9	3	2017	1	12	918	13.72	47	6,692	501	417	54.58	45.42
7	3	2017	2	15	917	13.70	48	6,692	405	512	44.17	55.83
8	4	2017	6	15	917	13.70	49	6,692	397	520	43.29	56.71
6	25	2017	1	15	913	13.64	50	6,692	489	424	53.56	46.44
7	3	2017	2	16	913	13.64	51	6,692	360	553	39.43	60.57
8	26	2017	7	14	911	13.61	52	6,692	416	495	45.66	54.34
9	2	2017	7	17	911	13.61	53	6,692	454	457	49.84	50.16
4	30	2017	1	15	905	13.52	54	6,692	684	221	75.58	24.42
7	30	2017	1	13	905	13.52	55	6,692	571	334	63.09	36.91
8	6	2017	1	16	904	13.51	56	6,692	494	410	54.65	45.35
8	4	2017	6	17	903	13.49	57	6,692	345	558	38.21	61.79
5	28	2017	1	14	902	13.48	58	6,692	431	471	47.78	52.22
8	12	2017	7	17	901	13.46	59	6,692	470	431	52.16	47.84
8	27	2017	1	12	900	13.45	60	6,692	574	326	63.78	36.22
9	2	2017	7	16	900	13.45	61	6,692	410	490	45.56	54.44
5	27	2017	7	16	898	13.42	62	6,692	424	474	47.22	52.78
8	5	2017	7	15	896	13.39	63	6,692	397	499	44.31	55.69
9	9	2017	7	13	896	13.39	64	6,692	330	566	36.83	63.17
8	27	2017	1	16	895	13.37	65	6,692	496	399	55.42	44.58
8	13	2017	1	14	894	13.36	66	6,692	476	418	53.24	46.76
7	23	2017	1	14	893	13.34	67	6,692	509	384	57.00	43.00

MO	DY	YR	DAY OF WK	HR	HR VOL	PERCENT OF AADT	HOUR NUMBER	AADT	NORTH VOLUME	SOUTH VOLUME	PERCENT NORTH IS OF TOTAL VOLUME	PERCENT SOUTH IS OF TOTAL VOLUME
8	26	2017	7	15	890	13.30	68	6,692	401	489	45.06	54.94
7	23	2017	1	13	889	13.28	69	6,692	565	324	63.55	36.45
8	3	2017	5	14	886	13.24	70	6,692	370	516	41.76	58.24
7	2	2017	1	12	885	13.22	71	6,692	567	318	64.07	35.93
7	5	2017	4	15	884	13.21	72	6,692	513	371	58.03	41.97
9	1	2017	6	16	884	13.21	73	6,692	335	549	37.90	62.10
9	8	2017	6	18	884	13.21	74	6,692	268	616	30.32	69.68
8	4	2017	6	13	883	13.19	75	6,692	478	405	54.13	45.87
9	8	2017	6	14	883	13.19	76	6,692	304	579	34.43	65.57
7	5	2017	4	11	882	13.18	77	6,692	643	239	72.90	27.10
8	5	2017	7	14	881	13.16	78	6,692	433	448	49.15	50.85
8	6	2017	1	12	881	13.16	79	6,692	599	282	67.99	32.01
5	28	2017	1	15	878	13.12	80	6,692	427	451	48.63	51.37
9	8	2017	6	17	878	13.12	81	6,692	288	590	32.80	67.20
8	27	2017	1	17	877	13.11	82	6,692	513	364	58.49	41.51
8	6	2017	1	17	875	13.08	83	6,692	434	441	49.60	50.40
9	9	2017	7	17	870	13.00	84	6,692	475	395	54.60	45.40
9	9	2017	7	12	869	12.99	85	6,692	285	584	32.80	67.20
9	10	2017	1	14	869	12.99	86	6,692	600	269	69.04	30.96
8	4	2017	6	14	865	12.93	87	6,692	418	447	48.32	51.68
9	10	2017	1	15	865	12.93	88	6,692	561	304	64.86	35.14
7	1	2017	7	14	863	12.90	89	6,692	347	516	40.21	59.79
8	22	2017	3	17	863	12.90	90	6,692	365	498	42.29	57.71
8	11	2017	6	16	862	12.88	91	6,692	327	535	37.94	62.06
9	2	2017	7	13	862	12.88	92	6,692	383	479	44.43	55.57
4	30	2017	1	11	861	12.87	93	6,692	629	232	73.05	26.95
6	24	2017	7	14	861	12.87	94	6,692	344	517	39.95	60.05
7	30	2017	1	14	859	12.84	95	6,692	480	379	55.88	44.12
9	8	2017	6	15	858	12.82	96	6,692	336	522	39.16	60.84
12	31	2017	1	14	855	12.78	97	6,692	268	587	31.35	68.65
6	25	2017	1	13	854	12.76	98	6,692	464	390	54.33	45.67
4	29	2017	7	15	853	12.75	99	6,692	527	326	61.78	38.22
8	18	2017	6	16	853	12.75	100	6,692	359	494	42.09	57.91
8	26	2017	7	12	852	12.73	101	6,692	399	453	46.83	53.17
5	29	2017	2	12	851	12.72	102	6,692	642	209	75.44	24.56
8	4	2017	6	18	851	12.72	103	6,692	343	508	40.31	59.69
8	25	2017	6	17	851	12.72	104	6,692	325	526	38.19	61.81
5	28	2017	1	12	850	12.70	105	6,692	510	340	60.00	40.00
4	29	2017	7	11	848	12.67	106	6,692	585	263	68.99	31.01
7	16	2017	1	16	845	12.63	107	6,692	394	451	46.63	53.37
8	5	2017	7	16	845	12.63	108	6,692	392	453	46.39	53.61
8	11	2017	6	18	844	12.61	109	6,692	324	520	38.39	61.61
8	25	2017	6	16	844	12.61	110	6,692	350	494	41.47	58.53
4	29	2017	7	16	843	12.60	111	6,692	499	344	59.19	40.81
4	28	2017	6	7	842	12.58	112	6,692	113	729	13.42	86.58
8	13	2017	1	13	842	12.58	113	6,692	510	332	60.57	39.43
8	25	2017	6	18	842	12.58	114	6,692	335	507	39.79	60.21
9	1	2017	6	15	842	12.58	115	6,692	304	538	36.10	63.90
5	27	2017	7	14	839	12.54	116	6,692	323	516	38.50	61.50
8	18	2017	6	13	839	12.54	117	6,692	453	386	53.99	46.01
9	8	2017	6	16	839	12.54	118	6,692	276	563	32.90	67.10

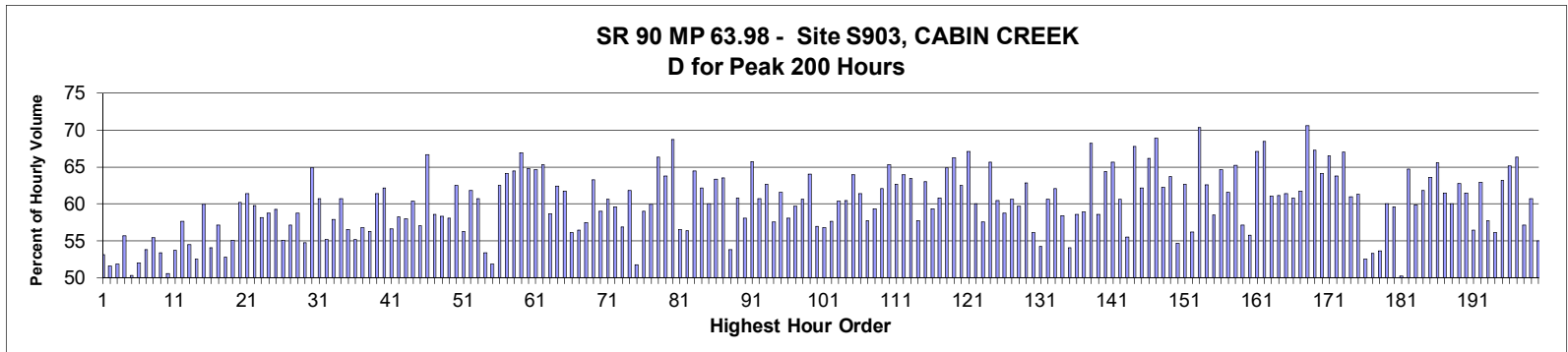
MO	DY	YR	DAY OF WK	HR	HR VOL	PERCENT OF AADT	HOUR NUMBER	AADT	NORTH VOLUME	SOUTH VOLUME	PERCENT NORTH IS OF TOTAL VOLUME	PERCENT SOUTH IS OF TOTAL VOLUME
8	11	2017	6	17	838	12.52	119	6,692	324	514	38.66	61.34
5	27	2017	7	15	837	12.51	120	6,692	366	471	43.73	56.27
8	3	2017	5	15	837	12.51	121	6,692	369	468	44.09	55.91
8	13	2017	1	16	837	12.51	122	6,692	443	394	52.93	47.07
8	26	2017	7	13	837	12.51	123	6,692	367	470	43.85	56.15
9	23	2017	7	13	837	12.51	124	6,692	431	406	51.49	48.51
5	28	2017	1	16	835	12.48	125	6,692	436	399	52.22	47.78
7	5	2017	4	16	835	12.48	126	6,692	435	400	52.10	47.90
8	20	2017	1	13	834	12.46	127	6,692	519	315	62.23	37.77
5	28	2017	1	17	833	12.45	128	6,692	417	416	50.06	49.94
7	1	2017	7	12	830	12.40	129	6,692	377	453	45.42	54.58
8	25	2017	6	15	830	12.40	130	6,692	323	507	38.92	61.08
4	30	2017	1	16	828	12.37	131	6,692	581	247	70.17	29.83
9	10	2017	1	11	828	12.37	132	6,692	618	210	74.64	25.36
4	28	2017	6	11	826	12.34	133	6,692	657	169	79.54	20.46
9	4	2017	2	16	825	12.33	134	6,692	515	310	62.42	37.58
9	2	2017	7	12	824	12.31	135	6,692	364	460	44.17	55.83
7	30	2017	1	15	823	12.30	136	6,692	440	383	53.46	46.54
7	3	2017	2	18	822	12.28	137	6,692	299	523	36.37	63.63
8	18	2017	6	17	822	12.28	138	6,692	358	464	43.55	56.45
5	27	2017	7	17	821	12.27	139	6,692	438	383	53.35	46.65
8	5	2017	7	17	819	12.24	140	6,692	443	376	54.09	45.91
8	26	2017	7	17	819	12.24	141	6,692	433	386	52.87	47.13
9	3	2017	1	18	819	12.24	142	6,692	461	358	56.29	43.71
9	4	2017	2	15	819	12.24	143	6,692	506	313	61.78	38.22
6	25	2017	1	12	818	12.22	144	6,692	491	327	60.02	39.98
7	16	2017	1	13	817	12.21	145	6,692	487	330	59.61	40.39
6	25	2017	1	14	815	12.18	146	6,692	475	340	58.28	41.72
7	1	2017	7	17	814	12.16	147	6,692	327	487	40.17	59.83
8	13	2017	1	15	810	12.10	148	6,692	456	354	56.30	43.70
9	1	2017	6	18	809	12.09	149	6,692	250	559	30.90	69.10
7	22	2017	7	13	808	12.07	150	6,692	414	394	51.24	48.76
4	30	2017	1	9	807	12.06	151	6,692	183	624	22.68	77.32
8	13	2017	1	12	807	12.06	152	6,692	524	283	64.93	35.07
10	6	2017	6	17	807	12.06	153	6,692	240	567	29.74	70.26
6	24	2017	7	13	806	12.04	154	6,692	320	486	39.70	60.30
7	9	2017	1	14	806	12.04	155	6,692	457	349	56.70	43.30
7	16	2017	1	14	804	12.01	156	6,692	469	335	58.33	41.67
5	27	2017	7	13	801	11.97	157	6,692	330	471	41.20	58.80
7	22	2017	7	14	801	11.97	158	6,692	348	453	43.45	56.55
8	19	2017	7	17	800	11.95	159	6,692	413	387	51.63	48.38
9	6	2017	4	16	800	11.95	160	6,692	338	462	42.25	57.75
9	8	2017	6	13	799	11.94	161	6,692	346	453	43.30	56.70
8	3	2017	5	17	796	11.89	162	6,692	348	448	43.72	56.28
8	26	2017	7	16	796	11.89	163	6,692	413	383	51.88	48.12
7	15	2017	7	12	795	11.88	164	6,692	399	396	50.19	49.81
8	2	2017	4	14	795	11.88	165	6,692	326	469	41.01	58.99
8	18	2017	6	15	795	11.88	166	6,692	337	458	42.39	57.61
7	7	2017	6	14	794	11.86	167	6,692	386	408	48.61	51.39
7	28	2017	6	14	794	11.86	168	6,692	375	419	47.23	52.77
7	29	2017	7	13	794	11.86	169	6,692	378	416	47.61	52.39



MO	DY	YR	DAY OF WK	HR	HR VOL	PERCENT OF AADT	HOUR NUMBER	AADT	NORTH VOLUME	SOUTH VOLUME	PERCENT NORTH IS OF TOTAL VOLUME	PERCENT SOUTH IS OF TOTAL VOLUME
9	10	2017	1	16	794	11.86	170	6,692	513	281	64.61	35.39
12	30	2017	7	14	793	11.85	171	6,692	323	470	40.73	59.27
8	5	2017	7	12	792	11.84	172	6,692	417	375	52.65	47.35
8	10	2017	5	17	792	11.84	173	6,692	338	454	42.68	57.32
8	20	2017	1	12	792	11.84	174	6,692	529	263	66.79	33.21
8	20	2017	1	14	792	11.84	175	6,692	451	341	56.94	43.06
6	30	2017	6	16	791	11.82	176	6,692	290	501	36.66	63.34
8	12	2017	7	16	791	11.82	177	6,692	367	424	46.40	53.60
7	28	2017	6	17	790	11.81	178	6,692	300	490	37.97	62.03
8	22	2017	3	16	790	11.81	179	6,692	326	464	41.27	58.73
9	4	2017	2	11	790	11.81	180	6,692	547	243	69.24	30.76
7	29	2017	7	14	789	11.79	181	6,692	350	439	44.36	55.64
9	1	2017	6	17	789	11.79	182	6,692	271	518	34.35	65.65
8	11	2017	6	15	788	11.78	183	6,692	337	451	42.77	57.23
7	28	2017	6	16	787	11.76	184	6,692	338	449	42.95	57.05
8	3	2017	5	13	787	11.76	185	6,692	385	402	48.92	51.08
8	3	2017	5	16	787	11.76	186	6,692	335	452	42.57	57.43
8	5	2017	7	13	787	11.76	187	6,692	401	386	50.95	49.05
8	25	2017	6	13	787	11.76	188	6,692	363	424	46.12	53.88
10	6	2017	6	16	787	11.76	189	6,692	251	536	31.89	68.11
12	31	2017	1	15	787	11.76	190	6,692	220	567	27.95	72.05
7	2	2017	1	18	786	11.75	191	6,692	379	407	48.22	51.78
7	15	2017	7	14	784	11.72	192	6,692	351	433	44.77	55.23
8	3	2017	5	18	784	11.72	193	6,692	369	415	47.07	52.93
5	29	2017	2	13	783	11.70	194	6,692	554	229	70.75	29.25
7	22	2017	7	12	783	11.70	195	6,692	375	408	47.89	52.11
8	20	2017	1	16	783	11.70	196	6,692	407	376	51.98	48.02
6	25	2017	1	16	782	11.69	197	6,692	428	354	54.73	45.27
8	19	2017	7	14	782	11.69	198	6,692	379	403	48.47	51.53
8	22	2017	3	14	782	11.69	199	6,692	337	445	43.09	56.91
8	23	2017	4	16	782	11.69	200	6,692	330	452	42.20	57.80



AADT= 31,544      K 30 FACTOR= 14.01      K 100 FACTOR= 13.00      K 200 FACTOR= 12.36      D 30 FACTOR= 64.90



MO	DY	YR	DAY OF WK	HR	HR VOL	PERCENT OF AADT	HOUR NUMBER	AADT	EAST VOLUME	WEST VOLUME	PERCENT EAST IS OF TOTAL VOLUME	PERCENT WEST IS OF TOTAL VOLUME
11	26	2017	1	15	5,280	16.74	1	31,544	2,805	2,475	53.13	46.88
8	20	2017	1	14	5,189	16.45	2	31,544	2,675	2,514	51.55	48.45
8	20	2017	1	12	5,153	16.34	3	31,544	2,481	2,672	48.15	51.85
11	26	2017	1	12	4,874	15.45	4	31,544	2,712	2,162	55.64	44.36
11	26	2017	1	14	4,848	15.37	5	31,544	2,439	2,409	50.31	49.69
11	26	2017	1	13	4,785	15.17	6	31,544	2,489	2,296	52.02	47.98
8	20	2017	1	15	4,768	15.12	7	31,544	2,564	2,204	53.78	46.22
8	13	2017	1	13	4,734	15.01	8	31,544	2,109	2,625	44.55	55.45
8	20	2017	1	11	4,733	15.00	9	31,544	2,206	2,527	46.61	53.39
8	20	2017	1	13	4,729	14.99	10	31,544	2,390	2,339	50.54	49.46
8	20	2017	1	16	4,614	14.63	11	31,544	2,478	2,136	53.71	46.29
8	13	2017	1	15	4,612	14.62	12	31,544	1,953	2,659	42.35	57.65
8	13	2017	1	12	4,588	14.54	13	31,544	2,089	2,499	45.53	54.47
6	9	2017	6	16	4,580	14.52	14	31,544	2,405	2,175	52.51	47.49
8	13	2017	1	18	4,559	14.45	15	31,544	1,827	2,732	40.07	59.93
8	20	2017	1	17	4,557	14.45	16	31,544	2,094	2,463	45.95	54.05

MO	DY	YR	DAY OF WK	HR	HR VOL	PERCENT OF AADT	HOUR NUMBER	AADT	EAST VOLUME	WEST VOLUME	PERCENT EAST IS OF TOTAL VOLUME	PERCENT WEST IS OF TOTAL VOLUME
7	30	2017	1	12	4,553	14.43	17	31,544	1,953	2,600	42.89	57.11
11	26	2017	1	16	4,551	14.43	18	31,544	2,148	2,403	47.20	52.80
8	13	2017	1	14	4,547	14.41	19	31,544	2,044	2,503	44.95	55.05
7	23	2017	1	12	4,538	14.39	20	31,544	1,808	2,730	39.84	60.16
6	18	2017	1	12	4,521	14.33	21	31,544	1,745	2,776	38.60	61.40
4	9	2017	1	17	4,518	14.32	22	31,544	1,816	2,702	40.19	59.81
7	30	2017	1	13	4,508	14.29	23	31,544	1,887	2,621	41.86	58.14
8	13	2017	1	16	4,501	14.27	24	31,544	1,857	2,644	41.26	58.74
4	9	2017	1	16	4,492	14.24	25	31,544	1,832	2,660	40.78	59.22
11	22	2017	4	15	4,481	14.21	26	31,544	2,469	2,012	55.10	44.90
8	20	2017	1	18	4,466	14.16	27	31,544	1,914	2,552	42.86	57.14
8	6	2017	1	13	4,462	14.15	28	31,544	1,841	2,621	41.26	58.74
7	23	2017	1	13	4,432	14.05	29	31,544	2,006	2,426	45.26	54.74
10	1	2017	1	15	4,419	14.01	30	31,544	1,551	2,868	35.10	64.90
8	27	2017	1	12	4,415	14.00	31	31,544	1,735	2,680	39.30	60.70
8	18	2017	6	15	4,414	13.99	32	31,544	2,434	1,980	55.14	44.86
11	22	2017	4	16	4,400	13.95	33	31,544	2,549	1,851	57.93	42.07
8	13	2017	1	17	4,395	13.93	34	31,544	1,728	2,667	39.32	60.68
8	6	2017	1	12	4,373	13.86	35	31,544	1,902	2,471	43.49	56.51
6	23	2017	6	15	4,352	13.80	36	31,544	2,402	1,950	55.19	44.81
5	5	2017	6	17	4,346	13.78	37	31,544	2,470	1,876	56.83	43.17
4	9	2017	1	15	4,342	13.76	38	31,544	1,898	2,444	43.71	56.29
7	9	2017	1	14	4,338	13.75	39	31,544	1,676	2,662	38.64	61.36
8	6	2017	1	14	4,327	13.72	40	31,544	1,637	2,690	37.83	62.17
7	21	2017	6	14	4,325	13.71	41	31,544	2,450	1,875	56.65	43.35
6	23	2017	6	16	4,323	13.70	42	31,544	2,517	1,806	58.22	41.78
7	23	2017	1	15	4,307	13.65	43	31,544	1,809	2,498	42.00	58.00
8	18	2017	6	16	4,302	13.64	44	31,544	2,598	1,704	60.39	39.61
7	21	2017	6	15	4,294	13.61	45	31,544	2,450	1,844	57.06	42.94
5	7	2017	1	16	4,293	13.61	46	31,544	1,429	2,864	33.29	66.71
7	16	2017	1	12	4,285	13.58	47	31,544	1,774	2,511	41.40	58.60
7	1	2017	7	13	4,277	13.56	48	31,544	2,494	1,783	58.31	41.69
7	23	2017	1	14	4,277	13.56	49	31,544	1,793	2,484	41.92	58.08
7	23	2017	1	16	4,271	13.54	50	31,544	1,600	2,671	37.46	62.54
8	18	2017	6	14	4,258	13.50	51	31,544	2,395	1,863	56.25	43.75
7	16	2017	1	15	4,254	13.49	52	31,544	1,624	2,630	38.18	61.82
7	23	2017	1	11	4,249	13.47	53	31,544	1,671	2,578	39.33	60.67
8	25	2017	6	14	4,244	13.45	54	31,544	2,267	1,977	53.42	46.58
11	22	2017	4	14	4,244	13.45	55	31,544	2,199	2,045	51.81	48.19
8	13	2017	1	19	4,233	13.42	56	31,544	1,586	2,647	37.47	62.53
7	9	2017	1	16	4,232	13.42	57	31,544	1,518	2,714	35.87	64.13
10	1	2017	1	16	4,232	13.42	58	31,544	1,505	2,727	35.56	64.44
5	7	2017	1	17	4,224	13.39	59	31,544	1,398	2,826	33.10	66.90
10	15	2017	1	16	4,205	13.33	60	31,544	1,480	2,725	35.20	64.80
10	15	2017	1	14	4,203	13.32	61	31,544	1,486	2,717	35.36	64.64
6	11	2017	1	15	4,202	13.32	62	31,544	1,459	2,743	34.72	65.28
7	1	2017	7	14	4,201	13.32	63	31,544	2,465	1,736	58.68	41.32
5	21	2017	1	16	4,200	13.31	64	31,544	1,580	2,620	37.62	62.38
9	15	2017	6	19	4,200	13.31	65	31,544	2,594	1,606	61.76	38.24
8	25	2017	6	15	4,199	13.31	66	31,544	2,355	1,844	56.08	43.92
8	11	2017	6	14	4,198	13.31	67	31,544	2,370	1,828	56.46	43.54

MO	DY	YR	DAY OF WK	HR	HR VOL	PERCENT OF AADT	HOUR NUMBER	AADT	EAST VOLUME	WEST VOLUME	PERCENT	PERCENT
											EAST IS OF TOTAL VOLUME	WEST IS OF TOTAL VOLUME
8	11	2017	6	15	4,196	13.30	68	31,544	2,410	1,786	57.44	42.56
6	18	2017	1	15	4,194	13.30	69	31,544	1,539	2,655	36.70	63.30
7	1	2017	7	15	4,192	13.29	70	31,544	2,473	1,719	58.99	41.01
7	21	2017	6	16	4,192	13.29	71	31,544	2,543	1,649	60.66	39.34
7	9	2017	1	13	4,185	13.27	72	31,544	1,690	2,495	40.38	59.62
7	30	2017	1	14	4,185	13.27	73	31,544	1,804	2,381	43.11	56.89
9	17	2017	1	14	4,185	13.27	74	31,544	1,599	2,586	38.21	61.79
10	22	2017	1	14	4,183	13.26	75	31,544	2,166	2,017	51.78	48.22
8	19	2017	7	16	4,178	13.24	76	31,544	2,465	1,713	59.00	41.00
6	25	2017	1	12	4,172	13.23	77	31,544	1,670	2,502	40.03	59.97
5	7	2017	1	15	4,171	13.22	78	31,544	1,404	2,767	33.66	66.34
6	11	2017	1	16	4,168	13.21	79	31,544	1,509	2,659	36.20	63.80
5	27	2017	7	11	4,163	13.20	80	31,544	2,862	1,301	68.75	31.25
7	28	2017	6	15	4,163	13.20	81	31,544	2,354	1,809	56.55	43.45
7	21	2017	6	13	4,161	13.19	82	31,544	2,346	1,815	56.38	43.62
10	1	2017	1	14	4,161	13.19	83	31,544	1,480	2,681	35.57	64.43
5	21	2017	1	15	4,160	13.19	84	31,544	1,574	2,586	37.84	62.16
8	6	2017	1	17	4,158	13.18	85	31,544	1,661	2,497	39.95	60.05
10	15	2017	1	17	4,158	13.18	86	31,544	1,523	2,635	36.63	63.37
5	21	2017	1	17	4,154	13.17	87	31,544	1,516	2,638	36.49	63.51
4	9	2017	1	14	4,151	13.16	88	31,544	1,918	2,233	46.21	53.79
6	25	2017	1	15	4,151	13.16	89	31,544	1,627	2,524	39.20	60.80
8	19	2017	7	13	4,146	13.14	90	31,544	2,406	1,740	58.03	41.97
5	26	2017	6	14	4,145	13.14	91	31,544	2,726	1,419	65.77	34.23
7	16	2017	1	16	4,144	13.14	92	31,544	1,629	2,515	39.31	60.69
7	9	2017	1	15	4,141	13.13	93	31,544	1,545	2,596	37.31	62.69
8	11	2017	6	13	4,139	13.12	94	31,544	2,382	1,757	57.55	42.45
9	2	2017	7	12	4,139	13.12	95	31,544	2,547	1,592	61.54	38.46
8	19	2017	7	15	4,127	13.08	96	31,544	2,395	1,732	58.03	41.97
9	17	2017	1	13	4,123	13.07	97	31,544	1,661	2,462	40.29	59.71
8	18	2017	6	17	4,122	13.07	98	31,544	2,500	1,622	60.65	39.35
10	15	2017	1	15	4,118	13.05	99	31,544	1,482	2,636	35.99	64.01
8	18	2017	6	13	4,101	13.00	100	31,544	2,337	1,764	56.99	43.01
8	27	2017	1	13	4,093	12.98	101	31,544	1,770	2,323	43.24	56.76
7	28	2017	6	14	4,088	12.96	102	31,544	2,357	1,731	57.66	42.34
6	30	2017	6	15	4,087	12.96	103	31,544	2,469	1,618	60.41	39.59
8	19	2017	7	12	4,085	12.95	104	31,544	2,470	1,615	60.47	39.53
7	23	2017	1	18	4,082	12.94	105	31,544	1,473	2,609	36.09	63.91
6	18	2017	1	14	4,079	12.93	106	31,544	1,574	2,505	38.59	61.41
8	18	2017	6	12	4,079	12.93	107	31,544	2,355	1,724	57.73	42.27
7	1	2017	7	12	4,078	12.93	108	31,544	2,419	1,659	59.32	40.68
7	16	2017	1	17	4,075	12.92	109	31,544	1,545	2,530	37.91	62.09
9	1	2017	6	15	4,075	12.92	110	31,544	2,661	1,414	65.30	34.70
8	11	2017	6	17	4,072	12.91	111	31,544	2,551	1,521	62.65	37.35
9	1	2017	6	14	4,072	12.91	112	31,544	2,604	1,468	63.95	36.05
7	21	2017	6	17	4,069	12.90	113	31,544	2,581	1,488	63.43	36.57
9	17	2017	1	19	4,064	12.88	114	31,544	1,717	2,347	42.25	57.75
10	1	2017	1	13	4,063	12.88	115	31,544	1,504	2,559	37.02	62.98
7	28	2017	6	16	4,062	12.88	116	31,544	2,410	1,652	59.33	40.67
6	25	2017	1	16	4,057	12.86	117	31,544	1,590	2,467	39.19	60.81
7	9	2017	1	17	4,056	12.86	118	31,544	1,423	2,633	35.08	64.92

MO	DY	YR	DAY OF WK	HR	HR VOL	PERCENT OF AADT	HOUR NUMBER	AADT	EAST VOLUME	WEST VOLUME	PERCENT EAST IS OF TOTAL VOLUME	PERCENT WEST IS OF TOTAL VOLUME
5	29	2017	2	15	4,053	12.85	119	31,544	1,368	2,685	33.75	66.25
6	25	2017	1	18	4,053	12.85	120	31,544	1,519	2,534	37.48	62.52
7	21	2017	6	18	4,051	12.84	121	31,544	2,718	1,333	67.09	32.91
8	6	2017	1	15	4,048	12.83	122	31,544	1,619	2,429	40.00	60.00
6	16	2017	6	17	4,045	12.82	123	31,544	2,328	1,717	57.55	42.45
5	27	2017	7	12	4,044	12.82	124	31,544	2,654	1,390	65.63	34.37
6	18	2017	1	13	4,041	12.81	125	31,544	1,597	2,444	39.52	60.48
8	19	2017	7	14	4,041	12.81	126	31,544	2,374	1,667	58.75	41.25
9	17	2017	1	15	4,039	12.80	127	31,544	1,590	2,449	39.37	60.63
8	11	2017	6	16	4,034	12.79	128	31,544	2,409	1,625	59.72	40.28
7	28	2017	6	17	4,033	12.79	129	31,544	2,534	1,499	62.83	37.17
7	22	2017	7	13	4,031	12.78	130	31,544	2,260	1,771	56.07	43.93
11	22	2017	4	13	4,031	12.78	131	31,544	2,185	1,846	54.20	45.80
9	24	2017	1	15	4,028	12.77	132	31,544	1,587	2,441	39.40	60.60
4	23	2017	1	16	4,027	12.77	133	31,544	1,526	2,501	37.89	62.11
8	12	2017	7	12	4,027	12.77	134	31,544	2,352	1,675	58.41	41.59
7	22	2017	7	12	4,024	12.76	135	31,544	2,177	1,847	54.10	45.90
7	14	2017	6	15	4,021	12.75	136	31,544	2,357	1,664	58.62	41.38
4	2	2017	1	16	4,012	12.72	137	31,544	1,648	2,364	41.08	58.92
5	26	2017	6	16	4,012	12.72	138	31,544	2,736	1,276	68.20	31.80
9	17	2017	1	12	4,011	12.72	139	31,544	1,661	2,350	41.41	58.59
9	1	2017	6	16	4,010	12.71	140	31,544	2,583	1,427	64.41	35.59
5	14	2017	1	17	4,007	12.70	141	31,544	1,377	2,630	34.36	65.64
9	15	2017	6	15	4,004	12.69	142	31,544	2,426	1,578	60.59	39.41
12	26	2017	3	14	4,003	12.69	143	31,544	1,780	2,223	44.47	55.53
6	4	2017	1	16	4,001	12.68	144	31,544	1,288	2,713	32.19	67.81
7	14	2017	6	17	4,000	12.68	145	31,544	2,487	1,513	62.18	37.83
5	7	2017	1	18	3,999	12.68	146	31,544	1,353	2,646	33.83	66.17
5	26	2017	6	20	3,999	12.68	147	31,544	2,756	1,243	68.92	31.08
8	27	2017	1	16	3,998	12.67	148	31,544	1,511	2,487	37.79	62.21
8	27	2017	1	17	3,989	12.65	149	31,544	1,447	2,542	36.27	63.73
8	25	2017	6	13	3,987	12.64	150	31,544	2,180	1,807	54.68	45.32
4	7	2017	6	15	3,986	12.64	151	31,544	2,498	1,488	62.67	37.33
7	30	2017	1	15	3,983	12.63	152	31,544	1,744	2,239	43.79	56.21
5	14	2017	1	16	3,981	12.62	153	31,544	1,179	2,802	29.62	70.38
7	9	2017	1	18	3,981	12.62	154	31,544	1,489	2,492	37.40	62.60
6	25	2017	1	13	3,979	12.61	155	31,544	1,652	2,327	41.52	58.48
6	11	2017	1	14	3,978	12.61	156	31,544	1,406	2,572	35.34	64.66
7	14	2017	6	16	3,978	12.61	157	31,544	2,448	1,530	61.54	38.46
9	1	2017	6	13	3,974	12.60	158	31,544	2,593	1,381	65.25	34.75
7	9	2017	1	12	3,973	12.60	159	31,544	1,705	2,268	42.91	57.09
6	16	2017	6	16	3,970	12.59	160	31,544	2,215	1,755	55.79	44.21
5	26	2017	6	15	3,969	12.58	161	31,544	2,664	1,305	67.12	32.88
9	4	2017	2	11	3,969	12.58	162	31,544	1,252	2,717	31.54	68.46
9	4	2017	2	13	3,969	12.58	163	31,544	1,547	2,422	38.98	61.02
8	11	2017	6	12	3,968	12.58	164	31,544	2,425	1,543	61.11	38.89
7	23	2017	1	17	3,963	12.56	165	31,544	1,530	2,433	38.61	61.39
8	20	2017	1	19	3,963	12.56	166	31,544	1,554	2,409	39.21	60.79
9	4	2017	2	14	3,963	12.56	167	31,544	1,518	2,445	38.30	61.70
5	26	2017	6	18	3,961	12.56	168	31,544	2,798	1,163	70.64	29.36
7	21	2017	6	19	3,959	12.55	169	31,544	2,663	1,296	67.26	32.74

MO	DY	YR	DAY OF WK	HR	HR VOL	PERCENT OF AADT	HOUR NUMBER	AADT	EAST VOLUME	WEST VOLUME	PERCENT EAST IS OF TOTAL VOLUME	PERCENT WEST IS OF TOTAL VOLUME
7	23	2017	1	19	3,956	12.54	170	31,544	1,418	2,538	35.84	64.16
5	26	2017	6	13	3,951	12.53	171	31,544	2,629	1,322	66.54	33.46
5	7	2017	1	14	3,950	12.52	172	31,544	1,430	2,520	36.20	63.80
6	18	2017	1	18	3,950	12.52	173	31,544	1,303	2,647	32.99	67.01
5	21	2017	1	14	3,946	12.51	174	31,544	1,540	2,406	39.03	60.97
8	5	2017	7	12	3,946	12.51	175	31,544	2,419	1,527	61.30	38.70
12	26	2017	3	15	3,945	12.51	176	31,544	1,873	2,072	47.48	52.52
7	22	2017	7	15	3,941	12.49	177	31,544	2,100	1,841	53.29	46.71
7	2	2017	1	14	3,938	12.48	178	31,544	1,827	2,111	46.39	53.61
9	24	2017	1	16	3,938	12.48	179	31,544	1,575	2,363	39.99	60.01
9	15	2017	6	18	3,937	12.48	180	31,544	2,346	1,591	59.59	40.41
7	2	2017	1	13	3,935	12.47	181	31,544	1,975	1,960	50.19	49.81
7	1	2017	7	11	3,934	12.47	182	31,544	2,546	1,388	64.72	35.28
8	6	2017	1	16	3,933	12.47	183	31,544	1,579	2,354	40.15	59.85
4	16	2017	1	18	3,931	12.46	184	31,544	1,501	2,430	38.18	61.82
4	30	2017	1	17	3,931	12.46	185	31,544	1,429	2,502	36.35	63.65
9	2	2017	7	11	3,931	12.46	186	31,544	2,578	1,353	65.58	34.42
6	30	2017	6	16	3,929	12.46	187	31,544	2,416	1,513	61.49	38.51
4	30	2017	1	16	3,922	12.43	188	31,544	1,566	2,356	39.93	60.07
8	19	2017	7	11	3,917	12.42	189	31,544	2,459	1,458	62.78	37.22
4	23	2017	1	15	3,913	12.40	190	31,544	1,508	2,405	38.54	61.46
7	31	2017	2	12	3,910	12.40	191	31,544	1,703	2,207	43.55	56.45
8	18	2017	6	18	3,910	12.40	192	31,544	2,459	1,451	62.89	37.11
8	27	2017	1	14	3,908	12.39	193	31,544	1,652	2,256	42.27	57.73
8	4	2017	6	14	3,907	12.39	194	31,544	2,192	1,715	56.10	43.90
7	16	2017	1	18	3,905	12.38	195	31,544	1,437	2,468	36.80	63.20
4	7	2017	6	16	3,904	12.38	196	31,544	2,544	1,360	65.16	34.84
6	4	2017	1	14	3,903	12.37	197	31,544	1,315	2,588	33.69	66.31
11	26	2017	1	11	3,902	12.37	198	31,544	2,229	1,673	57.12	42.88
8	27	2017	1	15	3,901	12.37	199	31,544	1,531	2,370	39.25	60.75
7	22	2017	7	14	3,898	12.36	200	31,544	2,144	1,754	55.00	45.00