

Peak Hour Report

YEAR 2014



**Washington State
Department of Transportation**

In cooperation with the
United States Department of Transportation
Federal Highway Administration

WSDOT - PEAK HOUR REPORT 2014

Transportation Data & GIS Office
Travel Data & Analysis Branch
Automated Data Collection
Contact: MS:47380 Phone: (360) 570-2392



TABLE OF CONTENTS

Introduction.....	SECTION I
Executive Summary.....	SECTION II
Site Numbers and Locations.....	SECTION III
ADC Site Map.....	SECTION IV
Design Hour Factor.....	SECTION V
Factor Support Sheet.....	SECTION VI
Peak Hour Data Summary.....	SECTION VII
Site Data.....	SECTION VIII
Glossary.....	SECTION IX

INTRODUCTION

The Peak Hour Report is a list of design hour factors (K and D) calculated from and including the highest 200 hours of hourly traffic volume collected from Automated Data Collection (ADC) sites being monitored during the previous complete year.

This years report is comparable to years past. It shows the Annual Average Daily Traffic (AADT) volumes in normal growth trends. It also shows where volumes of traffic are causing congestion within rural and urban areas around the state.

Typically each site is represented by two graphs within the site data section of this report. The first of the two graphs--K FOR PEAK 200 HOURS of 2013--represents the top highest two hundred hours in descending order. (As volumes increase, the "K" value decreases).

The second of the two graphs--D % IN THE PEAK 200 HOURS of 2013--represents the highest directional volume.

If there is not a graph showing the "D-factor" percentage, no data was available for the opposing direction of travel at that particular site.

K Factors = A peak hour traffic volume divided by the Annual Average Daily Traffic (AADT) for each ADC location, without regard to direction, i.e.

K Factor = Highest Peak Hour-- traffic volume hour divided by the AADT.

K30 Factor = 30th Peak Hour-- traffic volume hour divided by the AADT.

D Factor = Highest directional volume percentage for the 30th peak hour.

D Factors for all other peak hours are available by request.

COMMON USES:

Peak Hour report may be used when determining traffic patterns

Peak Hour Report is used for determining projected and estimated traffic volumes

Peak Hour Report is used for project design purposes by planning and engineering offices (state, county, city and private).

EXECUTIVE SUMMARY

The Washington State Department of Transportation is responsible for over seven thousand miles of state highways. This responsibility creates large expenditures for designing, planning, constructing and maintaining. It requires reliable data collection and reporting of vehicle volumes, classification types, speeds, travel trends and highest volume-hours throughout the state.

The *Peak Hour Report* is a compilation of multi-directional data containing the top volume-hours for the year at the Automated Data Collection sites around the State of Washington. The report summarizes the top two hundred **volume-hours** for the year by site and by direction on any given state highway.

The *Peak Hour Report* is used as a tool for estimating future **design hour volume** of traffic. This information is used by traffic, design, planning and other engineers to design highway features.

Typically the “K-30” & “K-100” (30th and 100th peak hour factors) are used by engineering for highway design, however the “D100” and “K200” are included within this report, which in past years were only given if the site was determined to be a recreational thoroughfare. Also, this report includes the “D” factor, which represents the proportion of peak hour traffic traveling in the peak direction. (Please see Glossary for explanation of the different types of “K-factors.”)

For questions or comments regarding the *Peak Hour Report*, please contact the Automated Data Collection Section by email at tdgoadc@wsdot.wa.gov or call 360-570-2392.

Site Index		PEAK HOUR REPORT 2014							
(Sorted by Site ID)									
Site ID	Site Name	State Route	Mile Post	Location Description East - E/Of North - N/Of South - S/Of West - W/Of	Interchange - I/C	Region Office	Rural Urban	Rec-reation	Data Status
B02	Brady	12	12.30	W/O Monte Brady Loop Rd Wye Conn		OR	U		
B03	Pasco	395	27.20	S/O Vineyard Drive		SC	R		
B04	Cle Elum	90	82.70	W/O W First St I/C		SC	R	Yes	
D1	Bellevue	405	9.26	At 112th Ave SE Uxing		NW	U		
D10	Toll Plaza	520	4.00	W/O 76th Ave NE Uxing		NW	U		
D12	Covington	18	12.55	At 180th Ave SE Uxing		NW	U		
D13	SeaTac	518	0.35	E/O SR 509 I/C		NW	U		
D14	Burien	509	26.37	N/O SR 518 I/C		NW	U		
D3	Parkland	512	1.53	W/O SR 7 I/C		OR	U		
P01	Cashmere	2	113.10	W/O Red Apple Rd		NC	R		
P02	Coulee City	2	179.10	E/O J St SE		NC	R	Yes	
P03	Wapato	97	66.30	S/O Progressive Rd Wye Conn		SC	R		
P04	Ferndale	5	261.33	N/O Slater Rd I/C		NW	U		
P05	Dayton	12	376.98	W/O Tucannon River Bridge		SC	R		
P06	Camas	14	11.90	E/O Alpine Rd		SW	U		
P07	Washougal	14	17.70	E/O 32nd St		SW	U		
P08	Buena	02	48.50	W/O SR 22 I/C		SC	R		
P09	Plymouth	02	121.20	W/O Coffin Rd I/C		SC	R		
P1	Everett	5	184.48	N/O 164th St SW		NW	U		
P10	Ritzville	90	218.83	W/O US 395 I/C		ER	R	Yes	
P11	Pateros	97	250.35	N/O Starr Rd		NC	R		
P13	Uniontown	195	6.01	S/O Bauer Rd/NO 9440		ER	R		
P14	Pullman	195	22.20	S/O SR 270		ER	R		
P15	Spangle	195	87.70	N/O Washington Rd		ER	R		
P17	Prosser	221	13.10	S/O Sellards Rd		SC	R		
P18	Lilliwaup	101	324.80	S/O Eagle Creek Bridge		OR	R	Yes	
P19	Woodinville	522	13.30	W/O SR 9 I/C		NW	U		
P20	Auburn	18	5.26	E/O SR 164 I/C		NW	U		
P21	Arlington	9	28.75	N/O Highland Dr		NW	U		
P22	Oroville	97	335.30	S/O Old Highway/Shirley Rd		NC	R		
P23	Okanogan	97	286.16	S/O SR 20		NC	R		
P24	Stateline	90	298.79	W/O Spokane Bridge Rd I/C		ER	U		
P26	Orient	395	260.00	S/O Louise Ave		ER	R		
P27	Bossburg PTR	25	97.00	N/O Bossburg Rd		ER	R		No Data
P28	Chattaroy	2	301.40	S/O Norwood Rd		ER	R		
P29	Yakima	82	34.02	N/O SR 24 I/C		SC	U		
P3	Seattle/185th	5	176.72	At NE 185th St Uxing		NW	U		
P30	Mica	27	77.30	S/O Gibbs		ER	R		
P33	Newman Lake	290	17.66	W/O Idaho Rd		ER	R		
P4	Olympia	5	106.70	S/O Pacific Ave I/C		OR	U		
P5	Vancouver	5	1.98	S/O SR 500/NE 39th St I/C		SW	U		
P6	Kent	167	23.70	N/O S 212th St		NW	U		
P7C	Ritzville	395	93.01	S/O I-90 I/C		ER	R		
P8	Kelso	5	44.30	N/O Kelso Weigh Station		SW	R		
P9	Peace Portal	5	274.17	N/O Peace Portal Drive I/C		NW	U		
R001	Marysville	5	207.76	S/O SR 530 I/C		NW	R		
R003E	Olympia/Mud Bay E	101	361.81	E/O SR 8		OR	U		
R003N	Olympia/Mud Bay N	101	361.37	N/O SR 8		OR	U		

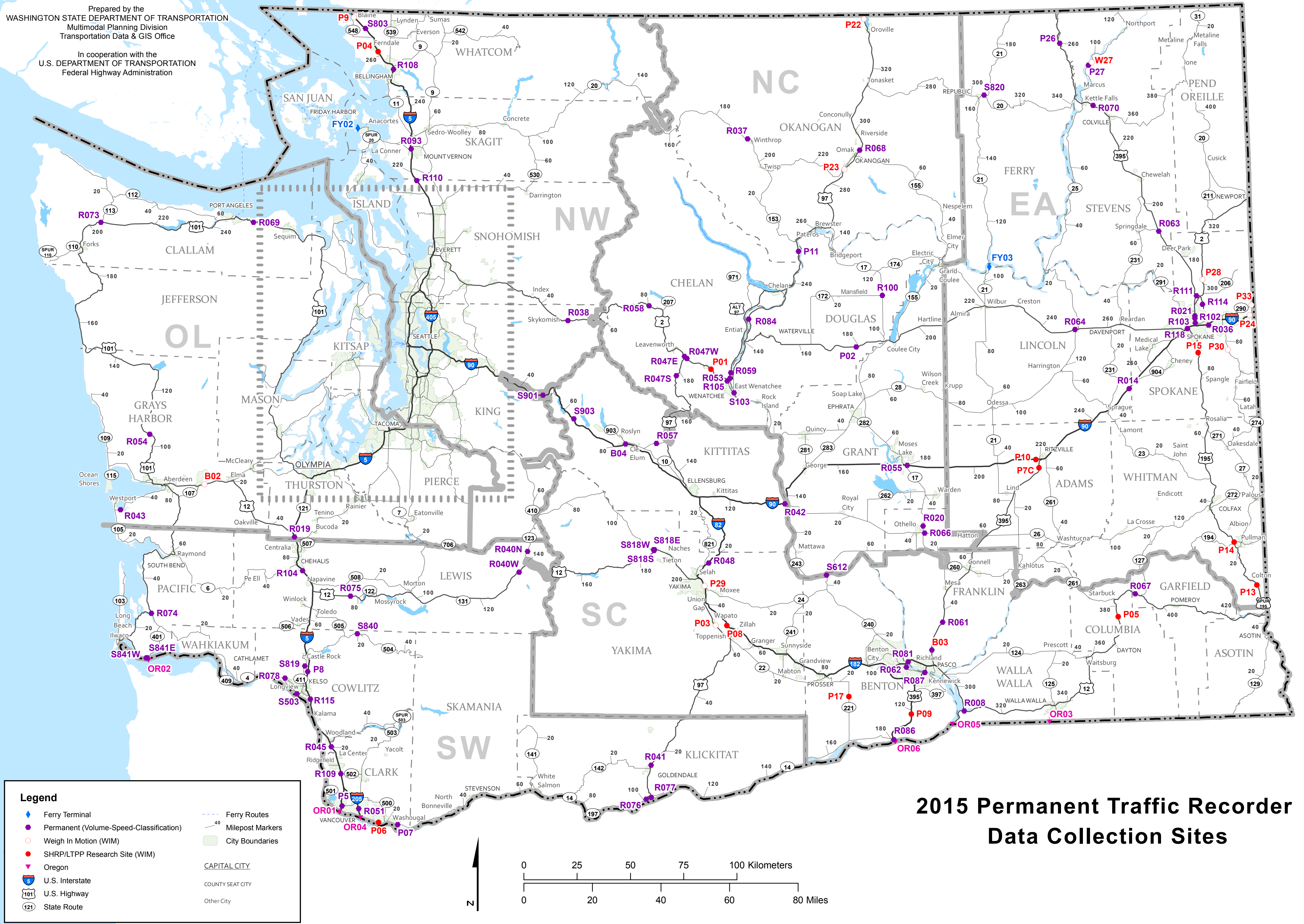
Site Index		PEAK HOUR REPORT 2014							
(Sorted by Site ID)									
Site ID	Site Name	State Route	Mile Post	Location Description Interchange - I/C East - E/Of North - N/Of South - S/Of West - W/Of	Region Office	Rural Urban	Rec-reation	Data Status	
R003W	Olympia/Mud Bay W	8	20.67	At US 101 Bridge	OR	U			
R008	Wallula	12	307.90	E/O US 730 Spur	SC	R			
R014	Fishtrap	90	254.23	E/O Fishtrap Rd I/C	ER	R			
R017	Mt Baker Tunnel	90	4.22	At East End of Mount Baker Tunnel	NW	U			
R019	Grand Mound	5	85.57	S/O US 12 I/C	OR	R			
R020	Othello	17	30.37	S/O Lee Rd	NC	R			
R021	Spokane/Division St	2	289.79	E/O Walton Ave	ER	U			
R023	Discovery Bay	101	281.15	S/O Orcas and Holland Drives	OR	R			
R034	Tacoma/48th	5	131.18	N/O S 56th St I/C	OR	U			
R036	Spokane/Sprague	90	285.23	W/O Sprague Ave I/C	ER	U			
R037	Winthrop	20	191.90	W/O Rader Rd	NC	R	Yes		
R038	Skykomish	2	50.12	E/O NE Old Cascade Highway	NW	R	Yes		
R039	North Bend	90	33.56	W/O 468th Ave SE I/C	SC	R	Yes		
R040N	Ohanapecosh	123	3.88	N/O Ent/Exit Ohanapecosh Campground	SW	R	Yes		
R040W	Packwood	12	135.10	W/O Coal Creek Bridge	SW	R	Yes		
R041	Goldendale	97	13.41	N/O State Frontage Rd	SW	R			
R042	Vantage	90	136.59	E/O Huntzinger Rd I/C	SC	R	Yes		
R043	Westport	105	31.92	At Elk River Bridge	OR	R			
R044	Tacoma Narrows	16	8.43	At W/O Tacoma Narrows Bridge	OR	U			
R045	Woodland	5	20.14	S/O SR 503 I/C	SW	U		No Data	
R046	Seattle/SR520	5	168.84	S/O NE 45th St I/C	NW	U			
R047E	Dryden	5	104.84	E/O US 97	NC	R			
R047S	Blewett Pass	97	178.19	S/O Old Blewett Rd	NC	R	Yes		
R047W	Peshastin	2	103.92	W/O Green and Saunders Rds	NC	R			
R048	Selah	82	24.83	E/O Selah Creek Rest Area On Ramp	SC	R			
R050	Silverdale	3	44.33	N/O Newberry Hill I/C	OR	U			
R051	Mill Plain	205	29.34	N/O Mill Plain I/C	SW	U			
R052	Everett	2	0.26	E/O I-5 I/C	NW	U			
R053	Wenatchee/Olds	2	119.77	E/O US 97 Alt I/C	NC	U			
R054	Humptulips	101	104.55	S/O Hensel Rd	OR	R			
R055	Moses Lake	90	180.33	E/O SR 17 I/C	NC	R	Yes		
R057	Teanaway	970	6.85	W/O Teanaway Rd	NC	R	Yes		
R058	Nason Creek	2	80.20	E/O Nason Ridge Rd	NC	R	Yes		
R059	Rocky Reach	97Alt	201.53	N/O Ohme Garden and Warehouse Roads	NC	U			
R060	Lacey	5	110.03	S/O SR 510 I/C	OR	U			
R061	Eltopia	395	36.24	N/O E Elm Rd	SC	R			
R062	Richland	240	37.20	W/O Columbia Park Trail I/C	SC	U			
R063	Loon Lake	395	190.29	S/O SR 292	ER	R			
R064	Davenport	2	250.50	W/O Gunning Rd	ER	R			
R066	Othello East	26	43.06	E/O SR 17 I/C	NC	R	Yes		
R067	Dodge Jct	12	389.71	At Pataha Creek Bridge	SC	R			
R068	Omak	097	293.42	N/O Copple Rd	NC	R			
R069	Port Angeles	101	254.35	At Weigh Station	OR	U			
R070	Kettle Falls	395	235.60	S/O Pingston Rd	ER	R			
R073	Sappho	101	204.00	E/O SR 113/Burnt Mountain Rd	OR	R			
R074	Nemah	101	28.95	N/O SR 4	SW	R	Yes		
R075	Salkum	12	77.78	E/O Kennedy Rd	SW	R			
R076	Maryhill	14	100.64	W/O SR 14 Spur	SW	R			

Site Index		PEAK HOUR REPORT 2014							
(Sorted by Site ID)									
Site ID	Site Name	State Route	Mile Post	Location Description East - E/Of North - N/Of South - S/Of West - W/Of	Interchange - I/C	Region Office	Rural Urban	Rec-reation	Data Status
R077	Stonehenge	14	102.27	W/O Maryhill Rd		SW	R		
R078	Longview	4	55.05	W/O SR 432 and Coal Creek Rd I/C		SW	R		
R081	Pasco	182	6.34	At Columbia River Bridge		SC	U		No Data
R082	Everett/Pacific	5	193.29	S/O Pacific Ave I/C		NW	U		
R083	Bryant	9	32.98	N/O 53rd Ave NE		NW	R		
R084	Orondo	97	220.55	N/O Brays Rd		NC	R		
R085	Hood Canal Bridge	104	13.92	At Hood Canal Bridge		OR	R		
R086	Umatilla	82	132.03	S/O SR 14 I/C		SC	R		No Data
R087	Kennewick	395	18.58	At Columbia River Bridge		SC	U		
R088	Burley	16	18.65	N/O SR 302 Spur		OR	R		
R089	Belfair	3	28.68	S/O Lake Flora Rd		OR	U		
R090	Tacoma/38th	7	58.20	N/O 38th St I/C		OR	U		
R091	DuPont	5	119.36	At DuPont I/C		OR	U		
R092	Lakewood	5	126.76	S/O SR 512 I/C		OR	U		
R093	Mount Vernon	5	226.96	N/O SR 536 I/C		NW	R		
R095	Port Gamble	104	19.48	W/O Old Port Gamble Rd Wye Conn		OR	R		
R096	Poulsbo	307	2.31	S/O NE Gunderson Rd		OR	R		
R097	Tumwater Blvd	5	100.54	S/O Tumwater Blvd I/C		OR	U		
R098	Cooper Point	101	366.88	E/O Olympia Cooper Point Rd		OR	U		
R099	Tumwater/Custer Way	5	103.54	N/O Deschutes Parkway Off Ramp		OR	U		
R100	Mansfield	17	112.25	N/O SR 172		NC	R		
R101	Seattle/Alaskan Way	99	29.37	N/O Spokane St Bridge		NW	U		
R102	Spokane/Cataldo	2	287.70	N/O North River Dr		ER	U		
R103	Spokane/Division	2CO	289.20	S/O Euclid Ave		ER	U		
R104	Chehalis	5	75.35	N/O Labree Rd I/C		SW	U		
R105	Wenatchee Olds	285	4.51	At Wenatchee River Bridge		NC	U		
R106	Puyallup	512	11.43	E/O Pioneer Ave		OR	U		
R107	Tacoma/Snake Lake	16	1.63	W/O Union Ave I/C		OR	U		
R108	Bellingham	5	253.97	N/O Iowa St I/C		NW	U		
R109	Battle Ground	5	12.19	N/O SR 502 I/C		SW	R		
R110	Conway	5	217.17	S/O Starbird Rd I/C		NW	R		
R111	Spokane/Wandermere	395NSC	167.18	W/O Farwell Rd I/C		ER	U		
R112	Fort Malone	167	5.71	S/O SR 512 I/C		OR	U		
R113	Algona	167	13.30	S/O 15th St SW I/C		NW	U		
R114	Spokane/Parksmith	395	163.69	S/O Parksmith Drive I/C		ER	U		
R115	Carrolls	5	35.88	S/O SR 432 I/C		SW	U		
R116	Port Orchard/Gorst	16	27.09	W/O Clifton Rd I/C		OR	U		No Data
R117	Seattle/Rainier	90	2.98	W/O Rainier Ave I/C		NW	U		No Data
R118	Spokane/Rosamond	90	278.80	W/O SR 2 I/C		ER	U		No Data
S103	E Wenatchee Bridge	285	0.21	At Columbia River Bridge		NC	U		No Data
S189	Seattle	5	179.88	N/O 220th St SW I/C		NW	U		No Data
S201	Seattle	5	155.69	N/O I-405/SR 518 I/C		NW	U		No Data
S202	Seattle	5	162.35	N/O Corson Ave S I/C		NW	U		
S203	Seattle	90	10.82	E/O I-405 I/C		NW	U		
S204	Bellevue	405	13.04	N/O SE 8th I/C		NW	U		
S205	Renton	5	153.48	S/O I-405/SR 518 I/C		NW	U		
S502	Seattle	520	0.00	At SR 520 Begin Route		NW	U		
S503	Longview Bridge	433	0.70	At Columbia River Bridge		SW	U		

Site Index		PEAK HOUR REPORT 2014							
(Sorted by Site ID)									
Site ID	Site Name	State Route	Mile Post	Location Description East - E/Of North - N/Of South - S/Of West - W/Of	Interchange - I/C	Region Office	Rural Urban	Recreation	Data Status
S533	Seattle	520	7.93	W/O 148th Ave NE I/C		NW	U		No Data
S547	Redmond	520	12.01	E/O W Lake Sammamish Parkway I/C		NW	U		
S612	Vernita	24	43.50	At Columbia River Bridge		SC	R		
S706	Coupeville	20	20.02	E/O Rhododendron Park Dr		OR	R		
S803	Custer	5	269.41	S/O Birch Bay/Lynden Rd I/C		NW	R		
S809	Midway/Kent	5	148.07	S/O SR 516 I/C		NW	U		
S818E	Naches	12	185.62	E/O SR 410 I/C		SC	R	Yes	
S818S	White Pass	12	185.25	S/O SR 410 I/C		SC	R	Yes	No Data
S818W	Chinook Pass	410	116.26	W/O US 12		SC	R	Yes	
S819	Lexington	411	7.97	S/O Sandy Bend Rd		SW	U		
S820	Republic	20	304.60	W/O Fairgrounds Rd		ER	R		
S822	Kirkland	405	18.71	N/O NE 85th St I/C		NW	U		
S824	Bothell	405	28.99	N/O SR 527 I/C		NW	U		
S825	Issaquah	90	14.65	W/O SR 900 I/C		NW	U		No Data
S826	Preston	90	23.54	E/O Jones Rd I/C		NW	R		
S837	Fife	5	136.80	S/O SR 99 I/C		OR	U		
S838	Echo Glen	18	27.62	S/O SR 90 I/C		NW	R		
S839	Tukwila	599	1.15	E/O SR 99 I/C		NW	U		
S840	Kid Valley	504	19.43	E/O Private Rd 1900		SW	R	Yes	
S841E	Astoria/Megler	401	0.15	NE/O US 101		SW	R		
S841W	Astoria/Chinook	101	0.60	NW/O SR 401		SW	R		
S901	Tinkham	90	47.71	At Tinkham Rd Uxing		SC	R	Yes	
S903	Cabin Creek	90	63.98	At Cabin Creek Rd Uxing		SC	R	Yes	

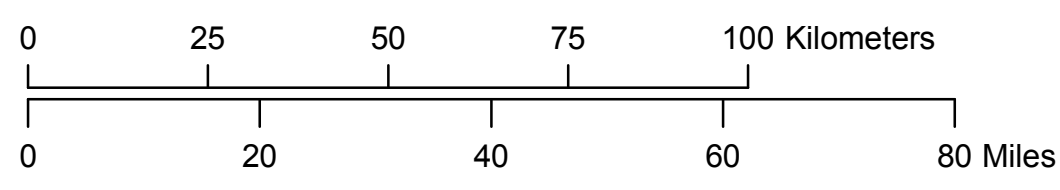
Prepared by the
WASHINGTON STATE DEPARTMENT OF TRANSPORTATION
Multimodal Planning Division
Transportation Data & GIS Office

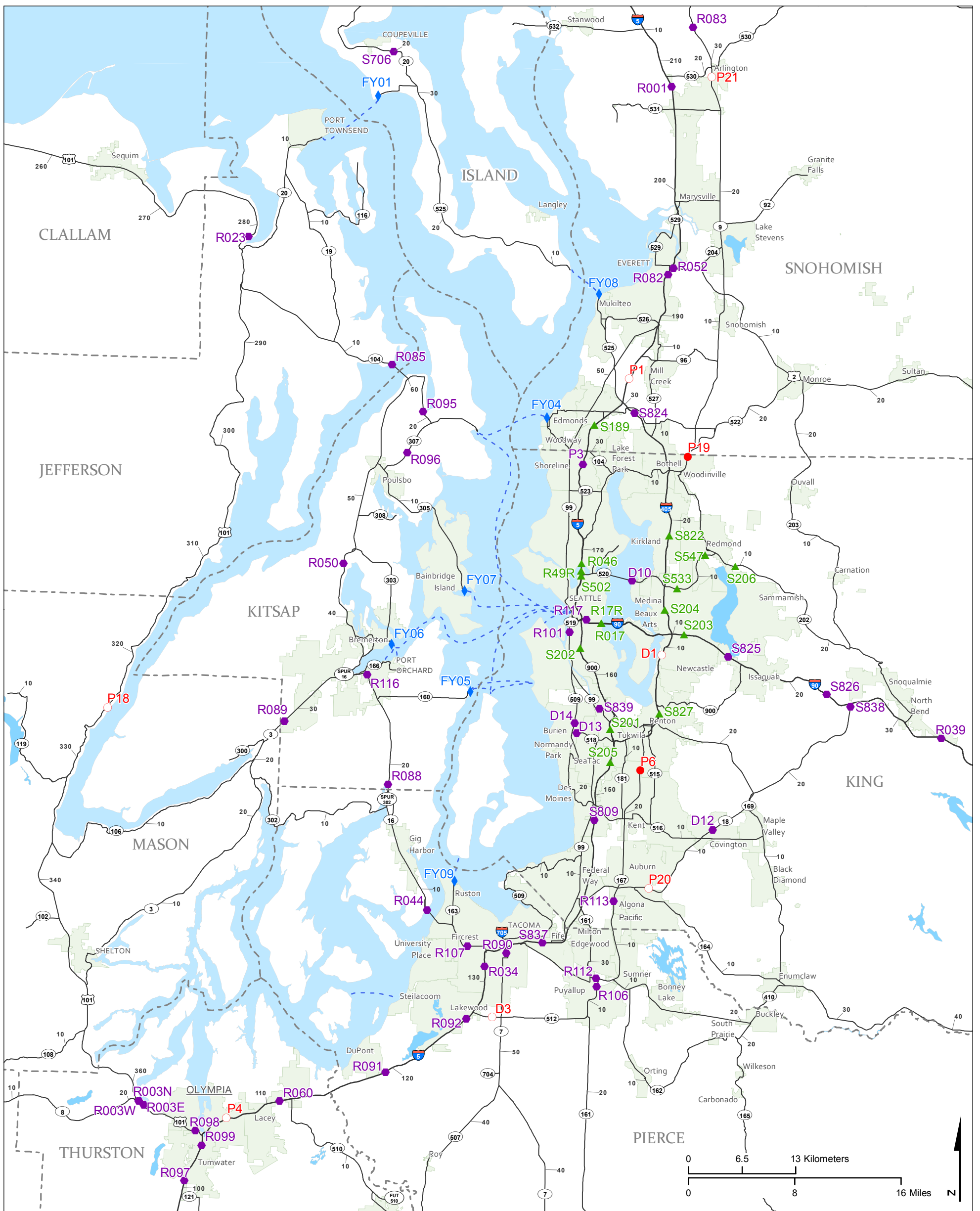
In cooperation with the
U.S. DEPARTMENT OF TRANSPORTATION
Federal Highway Administration



2015 Permanent Traffic Recorder Data Collection Sites

- Legend**
- ◆ Ferry Terminal
 - Permanent (Volume-Speed-Classification)
 - Weigh In Motion (WIM)
 - SHRP/LTPP Research Site (WIM)
 - ▼ Oregon
 - U.S. Interstate
 - U.S. Highway
 - State Route
 - Ferry Routes
 - 40 Milepost Markers
 - City Boundaries
 - CAPITAL CITY
 - COUNTY SEAT CITY
 - Other City





2015 Permanent Traffic Recorder Data Collection Sites

LEGEND

- | | | | | |
|---|---|---|--|---------------------|
|  Seattle (NWR) |  Weigh In Motion (WIM) |  U.S. Interstate |  Ferry Routes | <u>CAPITAL CITY</u> |
|  Ferry Terminal |  SHRP/LTPP Research Site (WIM) |  U.S. Highway |  Milepost Markers | COUNTY SEAT CITY |
|  Permanent (Volume-Speed-Classification) |  State Route |  City Boundaries |  Other City | |

PEAK HOUR REPORT 2014
AVERAGE DESIGN HOUR FACTORS AS A PERCENT OF AADT

STATEWIDE AVERAGE OF 153 TOTAL LOCATIONS DESIGN FACTOR AVG 11.17 %
STATEWIDE AVERAGE OF 83 RURAL LOCATIONS DESIGN FACTOR AVG 12.88 %
STATEWIDE AVERAGE OF 70 URBAN LOCATIONS DESIGN FACTOR AVG 9.16 %

0-2,500 AADT =	15.86 %	<u>8</u> RECREATIONAL	&	<u>12</u> OTHER RURAL LOCATIONS	
2,500-5,000 AADT =	13.72 %	<u>4</u> RECREATIONAL	&	<u>10</u> OTHER RURAL	& <u>1</u> URBAN LOCATION
5,000-10,000 AADT =	11.86 %	<u>1</u> RECREATIONAL	&	<u>15</u> OTHER RURAL	& <u>3</u> URBAN LOCATIONS
10,000-20,000 AADT =	11.54 %	<u>3</u> RECREATIONAL	&	<u>13</u> OTHER RURAL	& <u>3</u> URBAN LOCATIONS
20,000-50,000 AADT =	10.48 %	<u>4</u> RECREATIONAL	&	<u>6</u> OTHER RURAL	& <u>19</u> URBAN LOCATIONS
50,000-100,000 AADT =	9.26 %			<u>7</u> RURAL	& <u>21</u> URBAN LOCATIONS
100,000-200,000 AADT =	7.91 %				<u>19</u> URBAN LOCATIONS
Over 200,000 AADT =	7.15 %				<u>4</u> URBAN LOCATIONS

WESTERN WASHINGTON

AVERAGE OF 90 LOCATIONS DESIGN FACTOR 10.31 %
AVERAGE OF 33 RURAL LOCATIONS DESIGN FACTOR 12.88 %
AVERAGE OF 57 URBAN LOCATIONS DESIGN FACTOR 8.82 %

EASTERN WASHINGTON

AVERAGE OF 63 LOCATIONS DESIGN FACTOR 12.41 %
AVERAGE OF 50 RURAL LOCATIONS DESIGN FACTOR 12.87 %
AVERAGE OF 13 URBAN LOCATIONS DESIGN FACTOR 10.62 %

NOTE: K 100 was used at 20 RECREATIONAL LOCATIONS AVERAGE 16.24 %

Data source: Peak Hour Report from ADC sites maintained by WSDOT's Transportation Data & GIS Office. For questions please email: tdgoadc@wsdot.wa.gov

Factor Support Sheet

PEAK HOUR REPORT 2014

(Sorted by AADT)

0-2500 AADT												
SITE	SR	MP	AADT	K30 FACTOR	K100 FACTOR	DESIGN FACTOR	D-FACTOR	URBAN	RURAL	K-REC	LOCATION	
R100	017	112.25	612	13.07	11.76	13.07	52.50		R		Eastern	
P02	002	179.10	636	20.75	17.45	17.45	64.86		R	K	Eastern	
P26	395	260.00	646	16.72	13.47	16.72	58.33		R		Eastern	
S840	504	19.43	691	32.13	20.69	20.69	57.34		R	K		Western
R040N	123	3.88	879	27.87	22.18	22.18	56.41		R	K		Western
R077	014	102.27	1582	13.65	11.44	13.65	54.63		R		Eastern	
R037	020	191.90	1673	22.65	19.25	19.25	55.28		R	K	Eastern	
R040W	012	135.10	1821	27.24	20.10	20.10	54.37		R	K		Western
S818W	410	116.26	1975	19.95	16.81	15.04	56.02		R	K	Eastern	
R083	009	32.98	1990	16.93	14.47	16.93	54.30		R			Western
P05	012	376.98	1994	13.39	11.99	13.39	50.19		R		Eastern	
R067	012	389.71	1995	13.43	12.23	13.43	50.75		R		Eastern	
R076	014	100.64	2047	14.22	12.12	14.22	50.17		R		Eastern	
R054	101	104.55	2082	12.87	11.58	12.87	60.07		R			Western
P22	097	335.30	2135	13.40	12.27	13.40	50.00		R		Eastern	
P17	221	13.10	2162	13.09	11.33	13.09	88.69		R		Eastern	
S820	020	304.60	2257	12.63	11.39	12.63	55.79		R		Eastern	
R074	101	28.95	2401	20.91	17.24	17.24	56.28		R	K		Western
S841E	401	0.15	2457	15.91	13.23	15.91	70.07		R			Western
P18	101	324.80	2476	18.50	15.91	15.91	52.28		R	K		Western
20	Totals/Averages		1,726	17.97	14.85	15.86	57.42	0	20	8	12	8

Factor Support Sheet

PEAK HOUR REPORT 2014

(Sorted by AADT)

2,500 - 5,000 AADT												
SITE	SR	MP	AADT	K30 FACTOR	K100 FACTOR	DESIGN FACTOR	D-FACTOR	URBAN	RURAL	K-REC	LOCATION	
R073	101	204.00	2612	13.67	12.52	13.67	63.03		R		Western	
R066	026	43.06	2778	19.94	14.69	14.69	64.71		R	K	Eastern	
R064	002	250.50	2797	12.01	10.98	12.01	51.19		R		Eastern	
S819	411	7.97	3102	10.22	9.74	10.22	53.37	U			Western	
P14	195	22.20	3396	11.43	10.22	11.43	52.58		R		Eastern	
P23	097	286.16	3681	10.35	9.35	10.35	55.64		R		Eastern	
S818E	012	185.62	3925	21.58	17.58	17.58	56.23		R	K	Eastern	
R058	002	80.20	4106	21.99	18.36	18.36	71.43		R	K	Eastern	
S612	024	43.50	4289	11.45	10.38	11.45	60.08		R		Eastern	
P11	097	250.35	4439	12.12	10.86	12.12	56.69		R		Eastern	
R057	970	6.85	4484	19.36	16.32	16.32	68.99		R	K	Eastern	
P13	195	6.01	4525	10.50	9.90	10.50	58.74		R		Eastern	
R084	097	220.55	4626	13.49	11.35	13.49	60.10		R		Eastern	
R038	002	50.12	4849	20.46	18.04	20.46	50.29		R		Western	
R041	097	13.41	4928	13.09	11.57	13.09	71.34		R		Eastern	
15	Totals/Averages		3,902	14.78	12.79	13.72	59.63	1	14	4	12	3

Factor Support Sheet

PEAK HOUR REPORT 2014

(Sorted by AADT)

5,000 - 10,000 AADT											
SITE	SR	MP	AADT	K30 FACTOR	K100 FACTOR	DESIGN FACTOR	D-FACTOR	URBAN	RURAL	K-REC	LOCATION
R078	004	55.05	5043	10.35	9.58	10.35	51.15		R		Western
R043	105	31.92	5225	12.61	11.58	12.61	59.18		R		Western
R068	097	293.42	5270	10.76	9.89	10.76	55.73		R		Eastern
R095	104	19.48	5375	12.07	10.81	12.07	51.00		R		Western
R047S	097	178.19	5671	17.05	14.95	14.95	66.16		R	K	Eastern
S841W	101	0.60	5944	14.77	12.97	14.77	58.80		R		Western
P30	027	77.30	5994	10.71	9.84	10.71	68.20		R		Eastern
P07	014	17.70	6274	12.05	10.74	12.05	57.80	U			Western
R020	017	30.37	6375	9.91	9.25	9.91	51.42		R		Eastern
R075	012	77.78	6477	12.14	10.53	12.14	65.90		R		Western
R059	97Alt	201.53	6594	13.75	12.15	13.75	61.85	U			Eastern
R111	395NSC	167.18	6719	12.28	11.55	12.28	77.94	U			Eastern
R008	012	307.90	6946	10.97	9.92	10.97	53.54		R		Eastern
R070	395	235.60	7614	10.51	10.03	10.51	53.38		R		Eastern
P33	290	17.66	7722	12.38	11.38	12.38	69.04		R		Eastern
P7C	395	93.01	7771	12.80	11.44	12.80	56.38		R		Eastern
S706	020	20.02	8005	10.72	10.12	10.72	57.93		R		Western
P15	195	87.70	8165	10.72	9.68	10.72	57.71		R		Eastern
R063	395	190.29	8362	10.98	10.08	10.98	58.17		R		Eastern
19	Totals/Averages		6,608	11.98	10.87	11.86	59.54	3	16	1	12 7

Factor Support Sheet

PEAK HOUR REPORT 2014

(Sorted by AADT)

10,000 - 20,000 AADT												
SITE	SR	MP	AADT	K30 FACTOR	K100 FACTOR	DESIGN FACTOR	D-FACTOR	URBAN	RURAL	K-REC	LOCATION	
P10	090	218.83	10508	15.63	13.74	13.74	52.35		R	K	Eastern	
R114	395	163.69	10947	11.36	10.81	11.36	63.34	U			Eastern	
R055	090	180.33	11246	14.81	13.11	13.11	50.47		R	K	Eastern	
R023	101	281.15	11442	12.14	11.16	12.14	61.41		R			Western
P21	009	28.75	12099	10.36	9.84	10.36	58.85		R			Western
P03	097	66.30	12782	10.09	9.48	10.09	53.57		R		Eastern	
R047W	002	103.92	12843	12.24	11.34	12.24	55.41		R		Eastern	
R061	395	36.24	14577	10.87	9.80	10.87	52.05		R		Eastern	
R042	090	136.59	15305	16.34	14.27	14.27	54.35		R	K	Eastern	
R047E	002	104.84	15444	12.56	11.43	12.56	62.50		R		Eastern	
B03	395	27.20	16072	10.68	9.88	10.68	51.25		R		Eastern	
P28	002	301.40	16221	10.28	9.48	10.28	66.89		R		Eastern	
R085	104	13.92	16274	11.40	10.53	11.40	53.56		R			Western
R048	082	24.83	16626	11.57	10.67	11.57	54.24		R		Eastern	
R089	003	28.68	16718	9.45	9.13	9.45	59.30	U				Western
R096	307	2.31	16945	9.94	9.57	9.94	57.07		R			Western
R003W	8	20.67	17173	10.85	9.78	10.85	59.87	U				Western
R014	090	254.23	17812	13.60	12.17	13.60	57.84		R		Eastern	
P09	082	121.20	17835	10.75	9.81	10.75	52.14		R		Eastern	
19	Totals/Averages		14,677	11.84	10.84	11.54	56.66	3	16	3	13	6

Factor Support Sheet

PEAK HOUR REPORT 2014

(Sorted by AADT)

20,000 - 50,000 AADT												
SITE	SR	MP	AADT	K30 FACTOR	K100 FACTOR	DESIGN FACTOR	D-FACTOR	URBAN	RURAL	K-REC	LOCATION	
B02	012	12.30	20,027	11.96	10.78	11.96	68.99	U				Western
R102	002	287.70	21,233	10.44	10.10	10.44	50.97	U			Eastern	
S503	433	0.70	21538	10.45	9.71	10.45	51.13	U				Western
R069	101	254.35	21710	10.11	9.72	10.11	55.20	U				Western
R090	007	58.20	21806	9.65	9.27	9.65	64.64	U				Western
P01	002	113.10	22088	11.27	10.28	11.27	55.46		R		Eastern	
R103	002	289.20	22293	9.76	9.28	9.76	50.97	U			Eastern	
R053	002	119.77	22865	10.81	10.23	10.81	54.65	U			Eastern	
P9	005	274.17	23317	9.67	9.14	9.67	52.44	U				Western
S838	018	27.62	24127	10.76	10.14	10.76	58.63		R			Western
P08	082	48.50	24907	10.07	9.49	10.07	52.45		R		Eastern	
S903	090	63.98	28666	14.95	13.86	13.86	62.06		R	K	Eastern	
B04	090	82.70	29691	14.25	13.34	13.34	61.66		R	K	Eastern	
R003N	101	361.37	30234	9.7	9.42	9.7	58.02	U				Western
S901	090	47.71	30591	14.56	13.59	13.59	65.74		R	K		Western
S803	005	269.41	32808	9.28	8.89	9.28	65.07		R			Western
D12	018	12.55	34429	9.98	9.39	9.98	52.87	U				Western
R039	090	33.56	34460	14.26	13.19	13.19	71.28		R	K		Western
R105	285	4.51	38132	10.16	9.81	10.16	51.60	U			Eastern	
P06	014	11.90	40053	9.23	9.01	9.23	54.10	U				Western
R021	002	289.79	40120	9.43	9.02	9.43	56.83	U			Eastern	
R112	167	5.71	41378	8.77	8.56	8.77	61.95	U				Western
S839	599	1.15	41765	9.90	9.55	9.90	58.88	U				Western
R050	003	44.33	44461	9.72	9.48	9.72	51.34	U				Western
S502	520	0.00	45793	9.96	9.56	9.96	58.93	U				Western
R088	016	18.65	46726	8.93	8.64	8.93	55.67		R			Western
R003E	101	361.81	47358	9.59	9.16	9.59	55.74		R			Western
P29	82	34.02	47,544	10.18	9.60	10.18	51.76	U			Eastern	
P19	522	13.30	47544	10.18	9.60	10.18	51.76	U				Western
29	Totals/Averages		32,678	10.62	10.06	10.48	57.27	19	10	4	10	19

Factor Support Sheet

PEAK HOUR REPORT 2014

(Sorted by AADT)

50,000 - 100,000 AADT												
SITE	SR	MP	AADT	K30 FACTOR	K100 FACTOR	DESIGN FACTOR	D-FACTOR	URBAN	RURAL	K-REC	LOCATION	
P24	090	298.79	50,285	10.01	9.33	10.01	56.04	U			Eastern	
P04	005	261.33	50759	9.22	8.91	9.22	53.57	U			Western	
P8	005	44.30	51765	10.51	9.75	10.51	51.54		R		Western	
D13	518	0.35	57196	8.10	7.90	8.10	55.96	U			Western	
D14	509	26.37	58238	9.95	9.54	9.95	61.74	U			Western	
P20	018	5.26	58473	8.98	8.71	8.98	53.36	U			Western	
R110	005	217.17	59580	9.97	9.29	9.97	58.86		R		Western	
R104	005	75.35	60204	9.67	9.20	9.67	50.97	U			Western	
R087	395	18.58	60316	9.34	9.06	9.34	51.31	U			Eastern	
R101	099	29.37	60871	9.61	9.37	9.61	51.54	U			Western	
S826	090	23.54	61022	10.43	9.67	10.43	64.02		R		Western	
R019	005	85.57	61621	9.62	9.17	9.62	51.80		R		Western	
R115	005	35.88	62546	9.75	9.24	9.75	50.06	U			Western	
D10	520	4.0	64189	10.73	10.27	10.73	52.37	U			Western	
R093	005	226.96	68415	8.87	8.47	8.87	55.51		R		Western	
R062	240	37.20	70732	10.87	10.48	10.87	57.63	U			Eastern	
R097	005	100.54	71220	9.08	8.63	9.08	51.37	U			Western	
R108	005	253.97	75201	9.13	8.89	9.13	50.20	U			Western	
S547	520	12.01	75252	9.33	9.12	9.33	73.56	U			Western	
R052	002	0.26	76438	8.61	8.45	8.61	67.55	U			Western	
R044	016	8.43	79552	8.88	8.66	8.88	60.85	U			Western	
R109	005	12.19	83674	8.94	8.61	8.94	50.40		R		Western	
R001	005	207.76	85151	8.82	8.35	8.82	57.32		R		Western	
R106	512	11.43	86099	7.86	7.69	7.86	54.82	U			Western	
D3	512	1.53	87830	7.91	7.76	7.91	57.86	U			Western	
R098	101	366.88	95572	9.14	8.97	9.14	53.33	U			Western	
R113	167	13.30	95635	7.18	6.97	7.18	51.06	U			Western	
R099	5	103.54	96695	8.75	8.52	8.75	50.59	U			Western	
28	Totals/Averages		70,162	9.26	8.89	9.26	55.54	21	7	0	3	25

Factor Support Sheet

PEAK HOUR REPORT 2014

(Sorted by AADT)

100,000 - 200,000 AADT												
SITE	SR	MP	AADT	K30 FACTOR	K100 FACTOR	DESIGN FACTOR	D-FACTOR	URBAN	RURAL	K-REC	LOCATION	
R051	205	29.34	113893	8.50	8.35	8.50	55.72	U				Western
R036	090	285.23	114129	9.67	9.42	9.67	53.75	U			Eastern	
R060	005	110.03	115451	8.16	7.98	8.16	52.31	U				Western
R107	016	1.63	116804	8.10	7.95	8.10	61.07	U				Western
S824	405	28.99	118406	8.24	8.05	8.24	52.40	U				Western
P6	167	23.70	119075	6.95	6.87	6.95	59.25	U				Western
R091	005	119.36	120955	7.74	7.56	7.74	56.08	U				Western
P5	005	1.98	130349	8.27	8.13	8.27	55.79	U				Western
R017	090	4.22	132500	8.32	8.14	8.32	51.02	U				Western
P4	005	106.70	137941	8.50	8.32	8.50	50.88	U				Western
R092	005	126.76	142794	7.72	7.50	7.72	55.51	U				Western
S203	090	10.82	144989	8.37	8.17	8.37	59.71	U				Western
D1	405	9.26	148934	7.02	6.84	7.02	52.64	U				Western
R082	005	193.29	179560	7.52	7.28	7.52	52.30	U				Western
P1	005	184.48	182419	7.64	7.49	7.64	52.68	U				Western
P3	005	176.72	183806	7.46	7.34	7.46	58.78	U				Western
S837	005	136.80	187499	7.00	6.89	7.00	54.06	U				Western
R034	005	131.18	190328	7.23	7.07	7.23	52.41	U				Western
S809	005	148.07	194826	7.80	7.63	7.80	61.93	U				Western
19	Totals/Averages		146,035	7.91	7.74	7.91	55.17	19	0	0	1	18

200,000 + AADT												
SITE	SR	MP	AADT	K30 FACTOR	K100 FACTOR	DESIGN FACTOR	D-FACTOR	URBAN	RURAL	K-REC	LOCATION	
S204	405	13.04	201,461	7.05	6.80	7.05	50.23	U				Western
R046	005	168.84	203257	6.68	6.55	6.68	50.48	U				Western
S205	005	153.48	212651	7.63	7.43	7.63	58.63	U				Western
S202	005	162.35	225824	7.25	7.13	7.25	56.64	U				Western
4	Totals/Averages		210,798	7.15	6.98	7.15	54.00	4	0	0	0	4

Summary Sheet		PEAK HOUR REPORT 2014				
(Sorted by Site)		K-30 Factor	K-50 Factor	K-100 Factor	K-200 Factor	D-Factor
SITE	AADT	% of ADT	% of ADT	% of ADT	% of ADT	% of ADT
B02	20,027	11.96	11.43	10.78	9.81	68.99
B03	16,072	10.68	10.40	9.88	9.33	51.25
B04	29,691	14.25	13.95	13.34	12.27	61.66
D1	148,934	7.02	6.92	6.84	6.73	52.64
D10	64,189	10.73	10.58	10.27	9.69	52.37
D12	34,429	9.98	9.77	9.39	8.97	52.87
D13	57,196	8.10	7.99	7.90	7.73	55.96
D14	58,238	9.95	9.78	9.54	9.21	61.74
D3	87,830	7.91	7.86	7.76	7.65	57.86
P01	22,088	11.27	10.81	10.28	9.67	55.46
P02	636	20.75	19.34	17.45	15.57	64.86
P03	12,782	10.09	9.89	9.48	9.02	53.57
P04	50,759	9.22	9.10	8.91	8.61	53.57
P05	1,994	13.39	12.64	11.99	10.98	50.19
P06	40,053	9.23	9.14	9.01	8.82	54.10
P07	6,274	12.05	11.33	10.74	10.06	57.80
P08	24,907	10.07	9.92	9.49	8.98	52.45
P09	17,835	10.75	10.38	9.81	9.21	52.14
P1	182,419	7.64	7.60	7.49	7.36	52.68
P9	23,317	9.67	9.42	9.14	8.85	52.44
P10	10,508	15.63	15.09	13.74	12.45	52.35
P11	4,439	12.12	11.65	10.86	10.11	56.69
P13	4,525	10.50	10.30	9.90	9.39	58.74
P14	3,396	11.43	10.92	10.22	9.60	52.58
P15	8,165	10.72	10.35	9.68	9.06	57.71
P17	2,162	13.09	12.16	11.33	10.55	88.69
P18	2,476	18.50	17.25	15.91	13.73	52.28
P19	48,380	8.62	8.52	8.41	8.27	62.26
P20	58,473	8.98	8.89	8.71	8.44	53.36
P21	12,099	10.36	10.16	9.84	9.45	58.85
P22	2,135	13.40	12.88	12.27	11.57	50.00
P23	3,681	10.35	9.86	9.35	8.86	55.64
P24	50,285	10.01	9.82	9.33	8.90	56.04
P26	646	16.72	14.86	13.47	11.76	58.33
P27	0	0.00	0.00	0.00	0.00	0.00

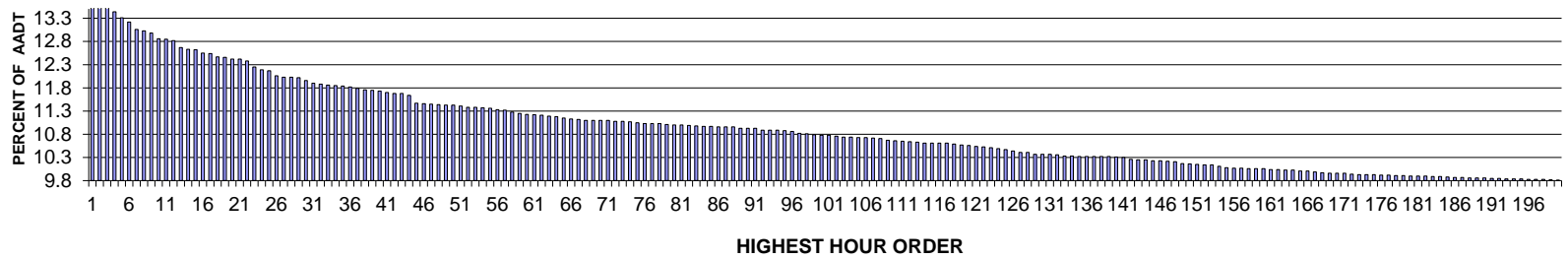
Summary Sheet		PEAK HOUR REPORT 2014				
(Sorted by Site)						
SITE	AADT	K-30 Factor % of ADT	K-50 Factor % of ADT	K-100 Factor % of ADT	K-200 Factor % of ADT	D-Factor % of ADT
P28	16,221	10.28	9.89	9.48	9.12	66.89
P29	47,544	10.18	9.96	9.60	9.19	51.76
P3	183,806	7.46	7.41	7.34	7.24	58.78
P30	5,994	10.71	10.38	9.84	9.28	68.20
P33	7,722	12.38	11.88	11.38	10.58	69.04
P4	137,941	8.50	8.42	8.32	8.16	50.88
P5	130,349	8.27	8.22	8.13	7.98	55.79
P6	119,075	6.95	6.92	6.87	6.80	59.25
P7C	7,771	12.80	12.29	11.44	10.46	56.38
P8	51,765	10.51	10.30	9.75	9.01	51.54
R001	85,151	8.82	8.59	8.35	8.05	57.32
R003N	30,234	9.70	9.57	9.42	9.18	58.02
R003E	47,358	9.59	9.39	9.16	8.81	55.74
R003W	17,173	10.85	10.52	9.78	9.07	59.87
R008	6,946	10.97	10.55	9.92	9.30	53.54
R014	17,812	13.60	13.11	12.17	11.13	57.84
R017	132,500	8.32	8.26	8.14	7.93	51.02
R019	61,621	9.62	9.46	9.17	8.74	51.80
R020	6,375	9.91	9.66	9.25	8.78	51.42
R021	40,120	9.43	9.26	9.02	8.77	56.83
R023	11,442	12.14	11.83	11.16	10.36	61.41
R034	190,328	7.23	7.16	7.07	6.93	52.41
R036	114,129	9.67	9.58	9.42	9.19	53.75
R037	1,673	22.65	20.98	19.25	16.74	55.28
R038	4,849	20.46	19.69	18.04	15.74	50.29
R039	34,460	14.26	13.84	13.19	12.14	71.28
R040N	879	27.87	25.82	22.18	17.63	56.41
R040W	1,821	27.24	24.99	20.10	17.13	54.37
R041	4,928	13.09	12.44	11.57	10.71	71.34
R042	15,305	16.34	15.63	14.27	12.75	54.35
R043	5,225	12.61	12.27	11.58	10.55	59.18
R044	79,552	8.88	8.78	8.66	8.46	60.85
R045	0	0.00	0.00	0.00	0.00	0.00
R046	203,257	6.68	6.63	6.55	6.47	50.48

Summary Sheet		PEAK HOUR REPORT 2014				
(Sorted by Site)		K-30 Factor	K-50 Factor	K-100 Factor	K-200 Factor	D-Factor
SITE	AADT	% of ADT	% of ADT	% of ADT	% of ADT	% of ADT
R047E	15,444	12.56	12.08	11.43	10.66	62.50
R047S	5,671	17.05	16.31	14.95	13.37	66.16
R047W	12,843	12.24	11.85	11.34	10.68	55.41
R048	16,626	11.57	11.12	10.67	10.16	54.24
R050	44,461	9.72	9.62	9.48	9.24	51.34
R051	113,893	8.50	8.43	8.35	8.23	55.72
R052	76,438	8.61	8.56	8.45	8.29	67.55
R053	22,865	10.81	10.58	10.23	9.77	54.65
R054	2,082	12.87	12.39	11.58	10.76	60.07
R055	11,246	14.81	14.25	13.11	11.94	50.47
R057	4,484	19.36	18.31	16.32	14.99	68.99
R058	4,106	21.99	20.82	18.36	16.49	71.43
R059	6,594	13.75	13.16	12.15	11.04	61.85
R060	115,451	8.16	8.09	7.98	7.85	52.31
R061	14,577	10.87	10.46	9.80	8.97	52.05
R062	70,732	10.87	10.78	10.48	9.98	57.63
R063	8,362	10.98	10.61	10.08	9.46	58.17
R064	2,797	12.01	11.58	10.98	10.33	51.19
R066	2,778	19.94	18.29	14.69	12.53	64.71
R067	1,995	13.43	12.98	12.23	11.28	50.75
R068	5,270	10.76	10.36	9.89	9.45	55.73
R069	21,710	10.11	10.00	9.72	9.25	55.20
R070	7,614	10.51	10.34	10.03	9.69	53.38
R073	2,612	13.67	13.36	12.52	11.60	63.03
R074	2,401	20.91	19.66	17.24	14.95	56.28
R075	6,477	12.14	11.44	10.53	9.50	65.90
R076	2,047	14.22	12.95	12.12	11.24	50.17
R077	1,582	13.65	12.71	11.44	10.49	54.63
R078	5,043	10.35	10.05	9.58	9.10	51.15
R081	0	0.00	0.00	0.00	0.00	0.00
R082	179,560	7.52	7.42	7.28	7.16	52.30
R083	1,990	16.93	15.83	14.47	12.41	54.30
R084	4,626	13.49	12.36	11.35	10.42	60.10
R085	16,274	11.40	11.19	10.53	9.81	53.56

Summary Sheet		PEAK HOUR REPORT 2014				
(Sorted by Site)		K-30 Factor	K-50 Factor	K-100 Factor	K-200 Factor	D-Factor
SITE	AADT	% of ADT	% of ADT	% of ADT	% of ADT	% of ADT
R086	0	0.00	0.00	0.00	0.00	0.00
R087	60,316	9.34	9.20	9.06	8.87	51.31
R088	46,726	8.93	8.85	8.64	8.37	55.67
R089	16,718	9.45	9.30	9.13	8.81	59.30
R090	21,806	9.65	9.52	9.27	8.94	64.64
R091	120,955	7.74	7.67	7.56	7.43	56.08
R092	142,794	7.72	7.62	7.50	7.36	55.51
R093	68,415	8.87	8.74	8.47	8.19	55.51
R095	5,375	12.07	11.59	10.81	10.07	51.00
R096	16,945	9.94	9.80	9.57	9.19	57.07
R097	71,220	9.08	8.93	8.63	8.34	51.37
R098	95,572	9.14	9.09	8.97	8.82	53.33
R099	96,695	8.75	8.66	8.52	8.32	50.59
R100	612	13.07	12.42	11.76	10.78	52.50
R101	60,871	9.61	9.52	9.37	8.98	51.54
R102	21,233	10.44	10.33	10.10	9.83	50.97
R103	22,293	9.76	3.00	9.28	8.74	50.97
R104	60,204	9.67	9.50	9.20	8.75	50.97
R105	38,132	10.16	9.98	9.81	9.56	51.60
R106	86,099	7.86	7.78	7.69	7.56	54.82
R107	116,804	8.10	8.05	7.95	7.83	61.07
R108	75,201	9.13	9.04	8.89	8.68	50.20
R109	83,674	8.94	8.80	8.61	8.20	50.40
R110	59,580	9.97	9.59	9.29	8.86	58.86
R111	6,719	12.28	12.03	11.55	10.97	77.94
R112	41,378	8.77	8.70	8.56	8.42	61.95
R113	95,635	7.18	7.11	6.97	6.82	51.06
R114	10,947	11.36	11.15	10.81	10.30	63.34
R115	62,546	9.75	9.59	9.24	8.78	50.06
R116	0	0.00	0.00	0.00	0.00	0.00
R117	0	0.00	0.00	0.00	0.00	0.00
R118	0	0.00	0.00	0.00	0.00	0.00
S103	0	0.00	0.00	0.00	0.00	0.00
S189	0	0.00	0.00	0.00	0.00	0.00

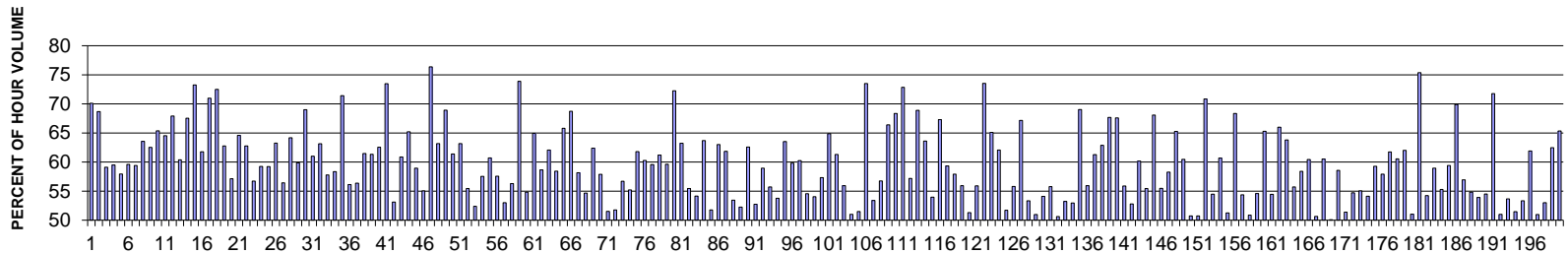
Summary Sheet		PEAK HOUR REPORT 2014				
(Sorted by Site)		K-30 Factor	K-50 Factor	K-100 Factor	K-200 Factor	D-Factor
SITE	AADT	% of ADT	% of ADT	% of ADT	% of ADT	% of ADT
S201	0	0.00	0.00	0.00	0.00	0.00
S202	225,824	7.25	7.22	7.13	7.01	56.64
S203	144,989	8.37	8.28	8.17	8.03	59.71
S204	201,461	7.05	6.98	6.80	6.60	50.23
S205	212,651	7.63	7.54	7.43	7.28	58.63
S502	45,793	9.96	9.83	9.56	9.15	58.93
S503	21,538	10.45	10.26	9.71	9.29	51.13
S533	0	0.00	0.00	0.00	0.00	0.00
S547	75,252	9.33	9.28	9.12	8.88	73.56
S612	4,289	11.45	11.07	10.38	9.77	60.08
S706	8,005	10.72	10.52	10.12	9.64	57.93
S803	32,808	9.28	9.12	8.89	8.63	65.07
S809	194,826	7.80	7.75	7.63	7.49	61.93
S818E	3,925	21.58	20.31	17.58	15.01	56.23
S818S	0	0.00	0.00	0.00	0.00	0.00
S818W	1,975	19.95	19.04	16.81	15.04	56.02
S819	3,102	10.22	10.03	9.74	9.35	53.37
S820	2,257	12.63	11.92	11.39	10.68	55.79
S822	0	0.00	0.00	0.00	0.00	0.00
S824	118,406	8.24	8.17	8.05	7.92	52.40
S825	0	0.00	0.00	0.00	0.00	0.00
S826	61,022	10.43	10.07	9.67	9.16	64.02
S837	187,499	7.00	6.95	6.89	6.79	54.06
S838	24,127	10.76	10.56	10.14	9.59	58.63
S839	41,765	9.90	9.75	9.55	9.34	58.88
S840	691	32.13	27.50	20.69	15.05	57.34
S841E	2,457	15.91	14.45	13.23	12.01	70.07
S841W	5,944	14.77	14.27	12.97	11.63	58.80
S901	30,591	14.56	14.19	13.59	12.66	65.74
S903	28,666	14.95	14.48	13.86	12.97	62.06

**SR 012 MP 12.30 BRADY ADC SITE B02
K FOR PEAK 200 HOURS OF 2014**



AADT= 20027 K 30 FACTOR= 11.96 K 100 FACTOR= 10.78 K 200 FACTOR= 9.81 D 30 FACTOR= 68.99

**SR 012 MP 12.30 BRADY ADC SITE B02
D % IN THE PEAK 200 HOURS OF 2014**



MO	DY	YR	DAY OF WK	HR	HR VOL	PERCENT OF AADT	HOUR NUMBER	AADT	EAST VOLUME	WEST VOLUME	PERCENT IS OF TOTAL VOLUME	PERCENT IS OF TOTAL VOLUME
7	6	2014	1	14	2811	14.04	1	20027	1971	840	70.12	29.88
7	6	2014	1	13	2775	13.86	2	20027	1906	869	68.68	31.32
8	10	2014	1	15	2743	13.70	3	20027	1621	1122	59.10	40.90
8	10	2014	1	14	2691	13.44	4	20027	1601	1090	59.49	40.51
8	10	2014	1	13	2666	13.31	5	20027	1545	1121	57.95	42.05
7	27	2014	1	13	2648	13.22	6	20027	1578	1070	59.59	40.41
8	17	2014	1	13	2616	13.06	7	20027	1554	1062	59.40	40.60

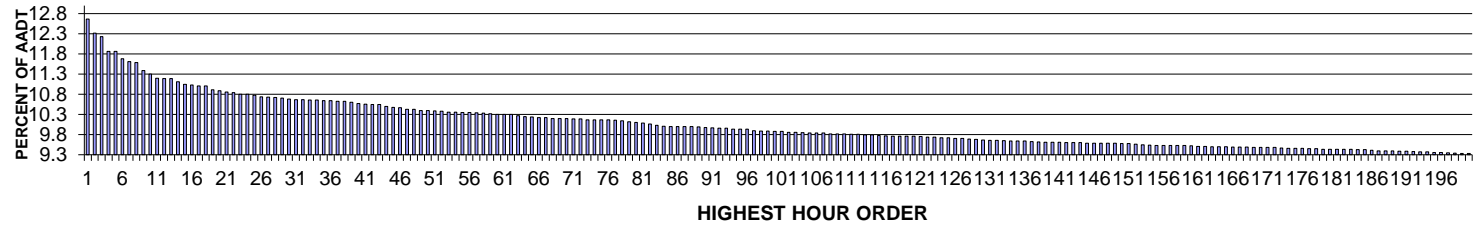
MO	DY	YR	DAY OF WK	HR	HR VOL	PERCENT OF AADT	HOUR NUMBER	AADT	EAST VOLUME	WEST VOLUME	PERCENT	PERCENT
											EAST	WEST
											IS OF	IS OF
											TOTAL	TOTAL
											VOLUME	VOLUME
8	17	2014	1	14	2609	13.03	8	20027	1658	951	63.55	36.45
7	27	2014	1	14	2599	12.98	9	20027	1625	974	62.52	37.48
7	27	2014	1	15	2576	12.86	10	20027	1684	892	65.37	34.63
8	17	2014	1	15	2574	12.85	11	20027	1661	913	64.53	35.47
7	6	2014	1	12	2568	12.82	12	20027	1744	824	67.91	32.09
7	27	2014	1	12	2537	12.67	13	20027	1532	1005	60.39	39.61
7	27	2014	1	16	2530	12.63	14	20027	1709	821	67.55	32.45
7	6	2014	1	16	2527	12.62	15	20027	1851	676	73.25	26.75
8	24	2014	1	13	2514	12.55	16	20027	1553	961	61.77	38.23
7	6	2014	1	15	2512	12.54	17	20027	1783	729	70.98	29.02
9	1	2014	2	14	2497	12.47	18	20027	1810	687	72.49	27.51
8	10	2014	1	16	2496	12.46	19	20027	1567	929	62.78	37.22
8	3	2014	1	13	2487	12.42	20	20027	1421	1066	57.14	42.86
8	24	2014	1	14	2487	12.42	21	20027	1606	881	64.58	35.42
7	3	2014	5	16	2479	12.38	22	20027	923	1556	37.23	62.77
8	10	2014	1	12	2454	12.25	23	20027	1392	1062	56.72	43.28
8	3	2014	1	14	2442	12.19	24	20027	1447	995	59.25	40.75
7	13	2014	1	13	2437	12.17	25	20027	1443	994	59.21	40.79
8	3	2014	1	15	2416	12.06	26	20027	1528	888	63.25	36.75
8	8	2014	6	16	2410	12.03	27	20027	1050	1360	43.57	56.43
8	24	2014	1	15	2409	12.03	28	20027	1546	863	64.18	35.82
7	13	2014	1	14	2407	12.02	29	20027	1441	966	59.87	40.13
9	1	2014	2	13	2396	11.96	30	20027	1653	743	68.99	31.01
7	3	2014	5	15	2383	11.90	31	20027	929	1454	38.98	61.02
8	24	2014	1	12	2379	11.88	32	20027	1502	877	63.14	36.86
8	1	2014	6	17	2375	11.86	33	20027	1003	1372	42.23	57.77
8	17	2014	1	12	2374	11.85	34	20027	1385	989	58.34	41.66
9	1	2014	2	15	2371	11.84	35	20027	1693	678	71.40	28.60
7	13	2014	1	12	2368	11.82	36	20027	1329	1039	56.12	43.88
8	8	2014	6	17	2361	11.79	37	20027	1030	1331	43.63	56.37
8	2	2014	7	12	2356	11.76	38	20027	908	1448	38.54	61.46
8	10	2014	1	17	2353	11.75	39	20027	1443	910	61.33	38.67
7	3	2014	5	17	2350	11.73	40	20027	880	1470	37.45	62.55
7	4	2014	6	13	2344	11.70	41	20027	622	1722	26.54	73.46
8	9	2014	7	13	2340	11.68	42	20027	1097	1243	46.88	53.12
7	3	2014	5	18	2339	11.68	43	20027	915	1424	39.12	60.88
7	26	2014	7	12	2332	11.64	44	20027	811	1521	34.78	65.22
7	25	2014	6	15	2297	11.47	45	20027	943	1354	41.05	58.95
7	25	2014	6	17	2296	11.46	46	20027	1032	1264	44.95	55.05
7	4	2014	6	12	2294	11.45	47	20027	542	1752	23.63	76.37
7	13	2014	1	15	2292	11.44	48	20027	1448	844	63.18	36.82
9	1	2014	2	12	2290	11.43	49	20027	1578	712	68.91	31.09
8	17	2014	1	16	2289	11.43	50	20027	1405	884	61.38	38.62
7	20	2014	1	14	2286	11.41	51	20027	1444	842	63.17	36.83
8	15	2014	6	16	2280	11.38	52	20027	1016	1264	44.56	55.44
8	22	2014	6	18	2279	11.38	53	20027	1085	1194	47.61	52.39
8	15	2014	6	17	2278	11.37	54	20027	967	1311	42.45	57.55
7	3	2014	5	14	2275	11.36	55	20027	894	1381	39.30	60.70
8	3	2014	1	12	2269	11.33	56	20027	1306	963	57.56	42.44
8	8	2014	6	18	2267	11.32	57	20027	1065	1202	46.98	53.02
8	8	2014	6	15	2260	11.28	58	20027	988	1272	43.72	56.28

MO	DY	YR	DAY OF WK	HR	HR VOL	PERCENT OF AADT	HOUR NUMBER	AADT	EAST VOLUME	WEST VOLUME	PERCENT	PERCENT
											IS OF TOTAL VOLUME	WEST IS OF TOTAL VOLUME
5	26	2014	2	13	2254	11.25	59	20027	1665	589	73.87	26.13
8	22	2014	6	17	2249	11.23	60	20027	1016	1233	45.18	54.82
8	24	2014	1	16	2247	11.22	61	20027	1459	788	64.93	35.07
8	9	2014	7	12	2245	11.21	62	20027	928	1317	41.34	58.66
7	20	2014	1	15	2241	11.19	63	20027	1391	850	62.07	37.93
8	23	2014	7	12	2239	11.18	64	20027	931	1308	41.58	58.42
6	22	2014	1	14	2233	11.15	65	20027	1469	764	65.79	34.21
6	1	2014	1	15	2230	11.13	66	20027	1533	697	68.74	31.26
7	5	2014	7	14	2228	11.12	67	20027	1296	932	58.17	41.83
7	5	2014	7	13	2223	11.10	68	20027	1215	1008	54.66	45.34
7	12	2014	7	13	2223	11.10	69	20027	836	1387	37.61	62.39
8	29	2014	6	15	2223	11.10	70	20027	936	1287	42.11	57.89
8	8	2014	6	14	2222	11.10	71	20027	1077	1145	48.47	51.53
7	11	2014	6	18	2219	11.08	72	20027	1070	1149	48.22	51.78
8	29	2014	6	14	2219	11.08	73	20027	961	1258	43.31	56.69
8	22	2014	6	16	2217	11.07	74	20027	993	1224	44.79	55.21
7	12	2014	7	12	2212	11.05	75	20027	845	1367	38.20	61.80
7	5	2014	7	15	2208	11.03	76	20027	1331	877	60.28	39.72
8	2	2014	7	13	2208	11.03	77	20027	893	1315	40.44	59.56
8	29	2014	6	16	2208	11.03	78	20027	857	1351	38.81	61.19
7	12	2014	7	14	2204	11.01	79	20027	890	1314	40.38	59.62
5	26	2014	2	14	2202	11.00	80	20027	1591	611	72.25	27.75
8	3	2014	1	16	2202	11.00	81	20027	1392	810	63.22	36.78
8	1	2014	6	15	2200	10.99	82	20027	980	1220	44.55	55.45
8	29	2014	6	13	2198	10.98	83	20027	1008	1190	45.86	54.14
8	10	2014	1	18	2197	10.97	84	20027	1399	798	63.68	36.32
8	9	2014	7	15	2196	10.97	85	20027	1137	1059	51.78	48.22
7	26	2014	7	13	2195	10.96	86	20027	812	1383	36.99	63.01
7	20	2014	1	13	2194	10.96	87	20027	1357	837	61.85	38.15
8	22	2014	6	15	2194	10.96	88	20027	1021	1173	46.54	53.46
8	15	2014	6	18	2189	10.93	89	20027	1045	1144	47.74	52.26
6	22	2014	1	13	2188	10.93	90	20027	1369	819	62.57	37.43
8	1	2014	6	18	2188	10.93	91	20027	1034	1154	47.26	52.74
7	25	2014	6	16	2181	10.89	92	20027	895	1286	41.04	58.96
8	29	2014	6	18	2181	10.89	93	20027	966	1215	44.29	55.71
9	5	2014	6	18	2180	10.89	94	20027	1008	1172	46.24	53.76
6	22	2014	1	15	2179	10.88	95	20027	1384	795	63.52	36.48
7	3	2014	5	13	2175	10.86	96	20027	874	1301	40.18	59.82
8	16	2014	7	12	2166	10.82	97	20027	861	1305	39.75	60.25
7	11	2014	6	16	2164	10.81	98	20027	983	1181	45.43	54.57
8	1	2014	6	14	2161	10.79	99	20027	993	1168	45.95	54.05
8	16	2014	7	13	2158	10.78	100	20027	921	1237	42.68	57.32
9	7	2014	1	13	2158	10.78	101	20027	1400	758	64.87	35.13
10	10	2014	6	18	2155	10.76	102	20027	834	1321	38.70	61.30
7	11	2014	6	17	2151	10.74	103	20027	948	1203	44.07	55.93
7	18	2014	6	17	2151	10.74	104	20027	1054	1097	49.00	51.00
5	31	2014	7	12	2148	10.73	105	20027	1042	1106	48.51	51.49
7	6	2014	1	17	2148	10.73	106	20027	1579	569	73.51	26.49
8	9	2014	7	14	2146	10.72	107	20027	1000	1146	46.60	53.40
8	15	2014	6	15	2144	10.71	108	20027	927	1217	43.24	56.76
9	6	2014	7	12	2137	10.67	109	20027	718	1419	33.60	66.40

MO	DY	YR	DAY OF WK	HR	HR VOL	PERCENT OF AADT	HOUR NUMBER	AADT	EAST VOLUME	WEST VOLUME	PERCENT	PERCENT
											EAST	WEST
											IS OF	IS OF
											TOTAL	TOTAL
											VOLUME	VOLUME
6	1	2014	1	13	2135	10.66	110	20027	1459	676	68.34	31.66
7	4	2014	6	14	2132	10.65	111	20027	579	1553	27.16	72.84
7	12	2014	7	15	2130	10.64	112	20027	912	1218	42.82	57.18
9	7	2014	1	15	2128	10.63	113	20027	1466	662	68.89	31.11
7	27	2014	1	17	2125	10.61	114	20027	1352	773	63.62	36.38
7	5	2014	7	12	2124	10.61	115	20027	1146	978	53.95	46.05
7	26	2014	7	11	2124	10.61	116	20027	695	1429	32.72	67.28
8	29	2014	6	17	2124	10.61	117	20027	864	1260	40.68	59.32
7	18	2014	6	15	2120	10.59	118	20027	892	1228	42.08	57.92
8	1	2014	6	16	2117	10.57	119	20027	933	1184	44.07	55.93
8	8	2014	6	13	2115	10.56	120	20027	1030	1085	48.70	51.30
7	25	2014	6	18	2111	10.54	121	20027	931	1180	44.10	55.90
5	26	2014	2	12	2108	10.53	122	20027	1550	558	73.53	26.47
8	3	2014	1	17	2104	10.51	123	20027	1370	734	65.11	34.89
9	6	2014	7	13	2101	10.49	124	20027	797	1304	37.93	62.07
8	1	2014	6	13	2096	10.47	125	20027	1012	1084	48.28	51.72
10	10	2014	6	17	2091	10.44	126	20027	924	1167	44.19	55.81
7	3	2014	5	19	2085	10.41	127	20027	685	1400	32.85	67.15
8	22	2014	6	14	2085	10.41	128	20027	973	1112	46.67	53.33
7	11	2014	6	14	2077	10.37	129	20027	1018	1059	49.01	50.99
7	25	2014	6	13	2076	10.37	130	20027	953	1123	45.91	54.09
8	2	2014	7	15	2076	10.37	131	20027	918	1158	44.22	55.78
8	15	2014	6	13	2074	10.36	132	20027	1024	1050	49.37	50.63
8	15	2014	6	14	2068	10.33	133	20027	967	1101	46.76	53.24
9	5	2014	6	17	2068	10.33	134	20027	973	1095	47.05	52.95
6	1	2014	1	14	2067	10.32	135	20027	1427	640	69.04	30.96
11	7	2014	6	17	2067	10.32	136	20027	911	1156	44.07	55.93
8	17	2014	1	17	2066	10.32	137	20027	1266	800	61.28	38.72
8	24	2014	1	17	2066	10.32	138	20027	1299	767	62.88	37.12
9	7	2014	1	14	2066	10.32	139	20027	1398	668	67.67	32.33
5	24	2014	7	12	2065	10.31	140	20027	669	1396	32.40	67.60
8	23	2014	7	13	2063	10.30	141	20027	910	1153	44.11	55.89
6	6	2014	6	17	2055	10.26	142	20027	970	1085	47.20	52.80
8	2	2014	7	14	2053	10.25	143	20027	818	1235	39.84	60.16
7	25	2014	6	14	2052	10.25	144	20027	914	1138	44.54	55.46
9	1	2014	2	16	2049	10.23	145	20027	1395	654	68.08	31.92
9	5	2014	6	16	2048	10.23	146	20027	912	1136	44.53	55.47
7	3	2014	5	12	2047	10.22	147	20027	854	1193	41.72	58.28
12	31	2014	4	13	2044	10.21	148	20027	710	1334	34.74	65.26
11	7	2014	6	16	2036	10.17	149	20027	805	1231	39.54	60.46
8	11	2014	2	15	2034	10.16	150	20027	1032	1002	50.74	49.26
8	11	2014	2	14	2032	10.15	151	20027	1001	1031	49.26	50.74
7	6	2014	1	11	2030	10.14	152	20027	1438	592	70.84	29.16
8	11	2014	2	12	2030	10.14	153	20027	924	1106	45.52	54.48
7	26	2014	7	14	2024	10.11	154	20027	796	1228	39.33	60.67
8	4	2014	2	13	2019	10.08	155	20027	984	1035	48.74	51.26
7	13	2014	1	16	2016	10.07	156	20027	1378	638	68.35	31.65
8	1	2014	6	12	2016	10.07	157	20027	920	1096	45.63	54.37
5	31	2014	7	13	2015	10.06	158	20027	1025	990	50.87	49.13
7	11	2014	6	15	2015	10.06	159	20027	915	1100	45.41	54.59
7	13	2014	1	17	2014	10.06	160	20027	1315	699	65.29	34.71

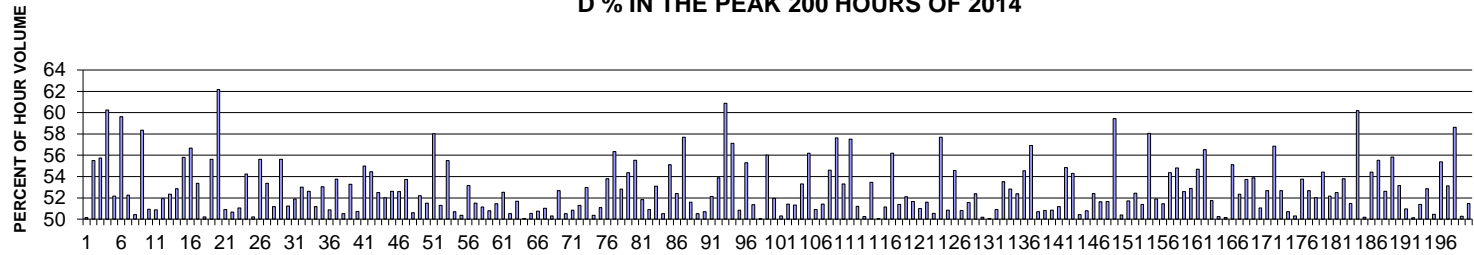
MO	DY	YR	DAY OF WK	HR	HR VOL	PERCENT OF AADT	HOUR NUMBER	AADT	EAST VOLUME	WEST VOLUME	PERCENT	PERCENT
											IS OF TOTAL VOLUME	WEST IS OF TOTAL VOLUME
8	29	2014	6	12	2011	10.04	161	20027	916	1095	45.55	54.45
9	21	2014	1	13	2011	10.04	162	20027	1327	684	65.99	34.01
8	10	2014	1	19	2009	10.03	163	20027	1282	727	63.81	36.19
8	8	2014	6	19	2008	10.03	164	20027	889	1119	44.27	55.73
8	30	2014	7	13	2005	10.01	165	20027	834	1171	41.60	58.40
6	21	2014	7	13	2004	10.01	166	20027	793	1211	39.57	60.43
8	9	2014	7	16	2000	9.99	167	20027	987	1013	49.35	50.65
5	23	2014	6	16	1996	9.97	168	20027	788	1208	39.48	60.52
8	7	2014	5	16	1995	9.96	169	20027	996	999	49.92	50.08
6	29	2014	1	13	1994	9.96	170	20027	1168	826	58.58	41.42
8	7	2014	5	17	1994	9.96	171	20027	1025	969	51.40	48.60
7	11	2014	6	13	1990	9.94	172	20027	901	1089	45.28	54.72
8	16	2014	7	15	1989	9.93	173	20027	894	1095	44.95	55.05
5	30	2014	6	17	1988	9.93	174	20027	912	1076	45.88	54.12
8	2	2014	7	11	1988	9.93	175	20027	810	1178	40.74	59.26
7	7	2014	2	14	1987	9.92	176	20027	1151	836	57.93	42.07
9	14	2014	1	13	1986	9.92	177	20027	1226	760	61.73	38.27
7	12	2014	7	11	1985	9.91	178	20027	783	1202	39.45	60.55
7	20	2014	1	12	1985	9.91	179	20027	1231	754	62.02	37.98
7	18	2014	6	18	1983	9.90	180	20027	971	1012	48.97	51.03
7	4	2014	6	11	1982	9.90	181	20027	488	1494	24.62	75.38
8	9	2014	7	11	1982	9.90	182	20027	907	1075	45.76	54.24
8	10	2014	1	11	1981	9.89	183	20027	1168	813	58.96	41.04
7	25	2014	6	12	1980	9.89	184	20027	885	1095	44.70	55.30
8	16	2014	7	14	1979	9.88	185	20027	803	1176	40.58	59.42
5	18	2014	1	13	1976	9.87	186	20027	1381	595	69.89	30.11
7	18	2014	6	16	1976	9.87	187	20027	851	1125	43.07	56.93
6	20	2014	6	16	1975	9.86	188	20027	892	1083	45.16	54.84
8	9	2014	7	17	1974	9.86	189	20027	1064	910	53.90	46.10
9	12	2014	6	16	1974	9.86	190	20027	898	1076	45.49	54.51
5	18	2014	1	14	1973	9.85	191	20027	1416	557	71.77	28.23
9	12	2014	6	17	1972	9.85	192	20027	966	1006	48.99	51.01
1	31	2014	6	17	1970	9.84	193	20027	913	1057	46.35	53.65
8	22	2014	6	13	1970	9.84	194	20027	1014	956	51.47	48.53
12	31	2014	4	17	1970	9.84	195	20027	1051	919	53.35	46.65
7	20	2014	1	16	1969	9.83	196	20027	1219	750	61.91	38.09
8	18	2014	2	14	1969	9.83	197	20027	1004	965	50.99	49.01
7	26	2014	7	15	1968	9.83	198	20027	925	1043	47.00	53.00
5	23	2014	6	17	1967	9.82	199	20027	738	1229	37.52	62.48
7	27	2014	1	18	1964	9.81	200	20027	1283	681	65.33	34.67

**SR 395 MP 27.20 PASCO ADC SITE B03
K FOR PEAK 200 HOURS OF 2014**



AADT= 16072 K 30 FACTOR= 10.68 K 100 FACTOR= 9.88 K 200 FACTOR= 9.33 D 30 FACTOR= 51.25

**SR 395 MP 27.20 PASCO ADC SITE B03
D % IN THE PEAK 200 HOURS OF 2014**



MO	DY	YR	DAY OF WK	HR	HR VOL	PERCENT OF AADT	HOUR NUMBER	AADT	NORTH VOLUME	SOUTH VOLUME	PERCENT IS OF TOTAL VOLUME	PERCENT IS OF TOTAL VOLUME
11	30	2014	1	14	2036	12.67	1	16072	1015	1021	49.85	50.15
11	30	2014	1	15	1980	12.32	2	16072	1099	881	55.51	44.49
11	30	2014	1	16	1965	12.23	3	16072	1095	870	55.73	44.27
7	6	2014	1	15	1907	11.87	4	16072	758	1149	39.75	60.25
11	26	2014	4	16	1907	11.87	5	16072	912	995	47.82	52.18
7	6	2014	1	14	1877	11.68	6	16072	758	1119	40.38	59.62
11	26	2014	4	15	1866	11.61	7	16072	891	975	47.75	52.25
8	1	2014	6	16	1862	11.59	8	16072	939	923	50.43	49.57
7	6	2014	1	16	1830	11.39	9	16072	762	1068	41.64	58.36
8	29	2014	6	17	1816	11.30	10	16072	925	891	50.94	49.06
11	26	2014	4	14	1800	11.20	11	16072	916	884	50.89	49.11
8	29	2014	6	16	1799	11.19	12	16072	934	865	51.92	48.08
11	30	2014	1	13	1799	11.19	13	16072	857	942	47.64	52.36
7	25	2014	6	15	1786	11.11	14	16072	944	842	52.86	47.14
6	27	2014	6	15	1776	11.05	15	16072	991	785	55.80	44.20

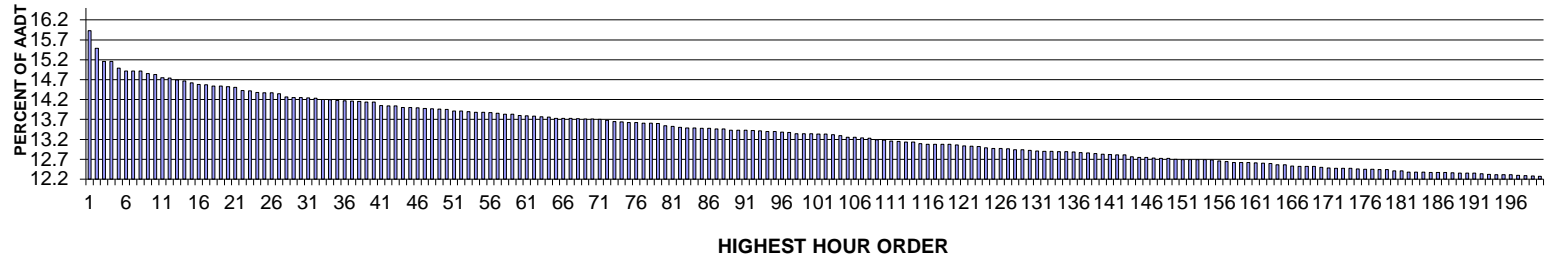
MO	DY	YR	DAY OF WK	HR	HR VOL	PERCENT OF AADT	HOUR NUMBER	AADT	NORTH VOLUME	SOUTH VOLUME	PERCENT NORTH IS OF TOTAL VOLUME	PERCENT SOUTH IS OF TOTAL VOLUME
7	6	2014	1	17	1773	11.03	16	16072	768	1005	43.32	56.68
5	23	2014	6	17	1769	11.01	17	16072	825	944	46.64	53.36
8	1	2014	6	15	1769	11.01	18	16072	888	881	50.20	49.80
10	10	2014	6	17	1753	10.91	19	16072	778	975	44.38	55.62
7	6	2014	1	13	1751	10.89	20	16072	662	1089	37.81	62.19
8	15	2014	6	16	1746	10.86	21	16072	889	857	50.92	49.08
8	8	2014	6	15	1743	10.84	22	16072	860	883	49.34	50.66
8	8	2014	6	17	1735	10.80	23	16072	849	886	48.93	51.07
11	26	2014	4	17	1735	10.80	24	16072	794	941	45.76	54.24
8	15	2014	6	15	1733	10.78	25	16072	863	870	49.80	50.20
5	23	2014	6	16	1726	10.74	26	16072	766	960	44.38	55.62
6	27	2014	6	16	1724	10.73	27	16072	920	804	53.36	46.64
9	19	2014	6	17	1723	10.72	28	16072	841	882	48.81	51.19
8	17	2014	1	14	1722	10.71	29	16072	764	958	44.37	55.63
7	3	2014	5	15	1717	10.68	30	16072	880	837	51.25	48.75
6	27	2014	6	17	1715	10.67	31	16072	890	825	51.90	48.10
7	25	2014	6	16	1715	10.67	32	16072	909	806	53.00	47.00
8	8	2014	6	16	1714	10.66	33	16072	812	902	47.37	52.63
8	29	2014	6	18	1714	10.66	34	16072	837	877	48.83	51.17
7	20	2014	1	15	1710	10.64	35	16072	803	907	46.96	53.04
10	17	2014	6	17	1710	10.64	36	16072	840	870	49.12	50.88
6	27	2014	6	14	1708	10.63	37	16072	918	790	53.75	46.25
9	12	2014	6	17	1708	10.63	38	16072	845	863	49.47	50.53
10	3	2014	6	17	1704	10.60	39	16072	796	908	46.71	53.29
10	24	2014	6	16	1699	10.57	40	16072	837	862	49.26	50.74
8	22	2014	6	17	1697	10.56	41	16072	764	933	45.02	54.98
8	17	2014	1	15	1695	10.55	42	16072	772	923	45.55	54.45
8	17	2014	1	16	1695	10.55	43	16072	805	890	47.49	52.51
10	19	2014	1	15	1688	10.50	44	16072	878	810	52.01	47.99
5	9	2014	6	16	1684	10.48	45	16072	798	886	47.39	52.61
10	24	2014	6	17	1683	10.47	46	16072	798	885	47.42	52.58
5	9	2014	6	17	1677	10.43	47	16072	776	901	46.27	53.73
7	3	2014	5	17	1676	10.43	48	16072	828	848	49.40	50.60
8	3	2014	1	16	1672	10.40	49	16072	799	873	47.79	52.21
10	19	2014	1	16	1672	10.40	50	16072	811	861	48.50	51.50
8	17	2014	1	13	1670	10.39	51	16072	701	969	41.98	58.02
5	9	2014	6	15	1669	10.38	52	16072	856	813	51.29	48.71
6	6	2014	6	17	1665	10.36	53	16072	741	924	44.50	55.50
6	13	2014	6	16	1665	10.36	54	16072	821	844	49.31	50.69
5	23	2014	6	18	1664	10.35	55	16072	826	838	49.64	50.36
9	12	2014	6	16	1663	10.35	56	16072	779	884	46.84	53.16
8	10	2014	1	15	1662	10.34	57	16072	806	856	48.50	51.50
8	22	2014	6	15	1660	10.33	58	16072	849	811	51.14	48.86
11	30	2014	1	17	1658	10.32	59	16072	842	816	50.78	49.22
5	23	2014	6	15	1656	10.30	60	16072	804	852	48.55	51.45
10	10	2014	6	16	1656	10.30	61	16072	786	870	47.46	52.54
7	3	2014	5	16	1655	10.30	62	16072	836	819	50.51	49.49
4	11	2014	6	17	1650	10.27	63	16072	797	853	48.30	51.70
7	11	2014	6	16	1648	10.25	64	16072	825	823	50.06	49.94
8	1	2014	6	14	1646	10.24	65	16072	814	832	49.45	50.55
6	6	2014	6	15	1643	10.22	66	16072	834	809	50.76	49.24
10	17	2014	6	16	1642	10.22	67	16072	804	838	48.96	51.04

MO	DY	YR	DAY OF WK	HR	HR VOL	PERCENT OF AADT	HOUR NUMBER	AADT	NORTH VOLUME	SOUTH VOLUME	PERCENT NORTH IS OF TOTAL VOLUME	PERCENT SOUTH IS OF TOTAL VOLUME
6	13	2014	6	15	1640	10.20	68	16072	815	825	49.70	50.30
8	15	2014	6	13	1640	10.20	69	16072	776	864	47.32	52.68
5	16	2014	6	16	1639	10.20	70	16072	828	811	50.52	49.48
9	19	2014	6	16	1638	10.19	71	16072	805	833	49.15	50.85
7	25	2014	6	17	1637	10.19	72	16072	797	840	48.69	51.31
6	13	2014	6	17	1635	10.17	73	16072	769	866	47.03	52.97
6	20	2014	6	15	1634	10.17	74	16072	811	823	49.63	50.37
6	27	2014	6	13	1634	10.17	75	16072	835	799	51.10	48.90
11	7	2014	6	16	1634	10.17	76	16072	755	879	46.21	53.79
9	1	2014	2	16	1633	10.16	77	16072	713	920	43.66	56.34
8	15	2014	6	17	1630	10.14	78	16072	769	861	47.18	52.82
11	26	2014	4	13	1626	10.12	79	16072	742	884	45.63	54.37
8	10	2014	1	14	1624	10.10	80	16072	722	902	44.46	55.54
6	29	2014	1	17	1622	10.09	81	16072	781	841	48.15	51.85
8	10	2014	1	16	1617	10.06	82	16072	823	794	50.90	49.10
8	29	2014	6	15	1612	10.03	83	16072	856	756	53.10	46.90
10	10	2014	6	15	1609	10.01	84	16072	813	796	50.53	49.47
5	26	2014	2	15	1608	10.00	85	16072	722	886	44.90	55.10
6	20	2014	6	16	1607	10.00	86	16072	765	842	47.60	52.40
7	6	2014	1	18	1607	10.00	87	16072	680	927	42.31	57.69
8	1	2014	6	17	1607	10.00	88	16072	778	829	48.41	51.59
8	24	2014	1	15	1605	9.99	89	16072	794	811	49.47	50.53
8	17	2014	1	17	1604	9.98	90	16072	791	813	49.31	50.69
9	26	2014	6	16	1603	9.97	91	16072	767	836	47.85	52.15
7	20	2014	1	14	1600	9.96	92	16072	738	862	46.13	53.88
9	1	2014	2	15	1600	9.96	93	16072	626	974	39.13	60.88
7	25	2014	6	18	1598	9.94	94	16072	685	913	42.87	57.13
8	8	2014	6	13	1597	9.94	95	16072	785	812	49.15	50.85
8	24	2014	1	14	1597	9.94	96	16072	714	883	44.71	55.29
5	23	2014	6	14	1591	9.90	97	16072	817	774	51.35	48.65
8	15	2014	6	14	1589	9.89	98	16072	794	795	49.97	50.03
10	10	2014	6	18	1589	9.89	99	16072	699	890	43.99	56.01
6	6	2014	6	16	1588	9.88	100	16072	825	763	51.95	48.05
7	25	2014	6	13	1588	9.88	101	16072	789	799	49.69	50.31
10	10	2014	6	14	1585	9.86	102	16072	815	770	51.42	48.58
7	11	2014	6	15	1584	9.86	103	16072	813	771	51.33	48.67
8	29	2014	6	14	1583	9.85	104	16072	844	739	53.32	46.68
7	3	2014	5	14	1582	9.84	105	16072	889	693	56.19	43.81
6	27	2014	6	18	1581	9.84	106	16072	805	776	50.92	49.08
8	22	2014	6	14	1581	9.84	107	16072	813	768	51.42	48.58
7	27	2014	1	13	1579	9.82	108	16072	717	862	45.41	54.59
11	7	2014	6	17	1579	9.82	109	16072	669	910	42.37	57.63
10	26	2014	1	16	1578	9.82	110	16072	737	841	46.70	53.30
9	1	2014	2	17	1577	9.81	111	16072	670	907	42.49	57.51
8	24	2014	1	16	1576	9.81	112	16072	769	807	48.79	51.21
8	8	2014	6	14	1574	9.79	113	16072	791	783	50.25	49.75
7	25	2014	6	14	1573	9.79	114	16072	841	732	53.46	46.54
6	20	2014	6	13	1572	9.78	115	16072	785	787	49.94	50.06
8	22	2014	6	16	1570	9.77	116	16072	767	803	48.85	51.15
9	26	2014	6	17	1569	9.76	117	16072	687	882	43.79	56.21
4	25	2014	6	16	1568	9.76	118	16072	806	762	51.40	48.60
6	15	2014	1	16	1568	9.76	119	16072	817	751	52.10	47.90

MO	DY	YR	DAY OF WK	HR	HR VOL	PERCENT OF AADT	HOUR NUMBER	AADT	NORTH VOLUME	SOUTH VOLUME	PERCENT NORTH IS OF TOTAL VOLUME	PERCENT SOUTH IS OF TOTAL VOLUME
7	27	2014	1	15	1568	9.76	120	16072	758	810	48.34	51.66
8	3	2014	1	15	1567	9.75	121	16072	768	799	49.01	50.99
9	5	2014	6	17	1566	9.74	122	16072	758	808	48.40	51.60
4	25	2014	6	17	1565	9.74	123	16072	774	791	49.46	50.54
8	3	2014	1	13	1563	9.72	124	16072	661	902	42.29	57.71
8	3	2014	1	14	1563	9.72	125	16072	768	795	49.14	50.86
6	29	2014	1	16	1561	9.71	126	16072	709	852	45.42	54.58
9	12	2014	6	15	1560	9.71	127	16072	767	793	49.17	50.83
10	3	2014	6	16	1557	9.69	128	16072	754	803	48.43	51.57
11	26	2014	4	18	1556	9.68	129	16072	741	815	47.62	52.38
7	27	2014	1	16	1554	9.67	130	16072	774	780	49.81	50.19
9	5	2014	6	16	1552	9.66	131	16072	775	777	49.94	50.06
10	24	2014	6	15	1552	9.66	132	16072	790	762	50.90	49.10
10	26	2014	1	15	1551	9.65	133	16072	721	830	46.49	53.51
3	14	2014	6	16	1550	9.64	134	16072	731	819	47.16	52.84
6	15	2014	1	15	1550	9.64	135	16072	738	812	47.61	52.39
6	20	2014	6	17	1549	9.64	136	16072	704	845	45.45	54.55
5	26	2014	2	16	1548	9.63	137	16072	667	881	43.09	56.91
8	1	2014	6	13	1546	9.62	138	16072	784	762	50.71	49.29
7	18	2014	6	17	1545	9.61	139	16072	785	760	50.81	49.19
7	3	2014	5	18	1544	9.61	140	16072	785	759	50.84	49.16
7	20	2014	1	16	1544	9.61	141	16072	754	790	48.83	51.17
5	9	2014	6	18	1543	9.60	142	16072	697	846	45.17	54.83
7	11	2014	6	17	1543	9.60	143	16072	705	838	45.69	54.31
7	24	2014	5	15	1543	9.60	144	16072	765	778	49.58	50.42
6	15	2014	1	14	1542	9.59	145	16072	759	783	49.22	50.78
6	20	2014	6	14	1542	9.59	146	16072	808	734	52.40	47.60
10	31	2014	6	16	1542	9.59	147	16072	746	796	48.38	51.62
5	2	2014	6	16	1541	9.59	148	16072	745	796	48.35	51.65
8	10	2014	1	13	1541	9.59	149	16072	625	916	40.56	59.44
9	26	2014	6	15	1540	9.58	150	16072	776	764	50.39	49.61
10	12	2014	1	15	1539	9.58	151	16072	743	796	48.28	51.72
4	13	2014	1	16	1537	9.56	152	16072	806	731	52.44	47.56
8	1	2014	6	12	1535	9.55	153	16072	746	789	48.60	51.40
5	26	2014	2	14	1533	9.54	154	16072	643	890	41.94	58.06
5	30	2014	6	16	1532	9.53	155	16072	737	795	48.11	51.89
10	19	2014	1	17	1532	9.53	156	16072	788	744	51.44	48.56
11	29	2014	7	13	1532	9.53	157	16072	699	833	45.63	54.37
6	26	2014	5	17	1531	9.53	158	16072	692	839	45.20	54.80
7	11	2014	6	14	1531	9.53	159	16072	805	726	52.58	47.42
9	12	2014	6	18	1530	9.52	160	16072	721	809	47.12	52.88
11	21	2014	6	16	1529	9.51	161	16072	693	836	45.32	54.68
3	14	2014	6	17	1528	9.51	162	16072	664	864	43.46	56.54
7	27	2014	1	17	1527	9.50	163	16072	790	737	51.74	48.26
9	14	2014	1	14	1527	9.50	164	16072	760	767	49.77	50.23
10	3	2014	6	15	1527	9.50	165	16072	766	761	50.16	49.84
7	18	2014	6	15	1526	9.49	166	16072	841	685	55.11	44.89
8	8	2014	6	18	1526	9.49	167	16072	727	799	47.64	52.36
10	19	2014	1	14	1526	9.49	168	16072	706	820	46.26	53.74
4	18	2014	6	16	1524	9.48	169	16072	703	821	46.13	53.87
8	14	2014	5	15	1524	9.48	170	16072	778	746	51.05	48.95
8	15	2014	6	12	1524	9.48	171	16072	721	803	47.31	52.69

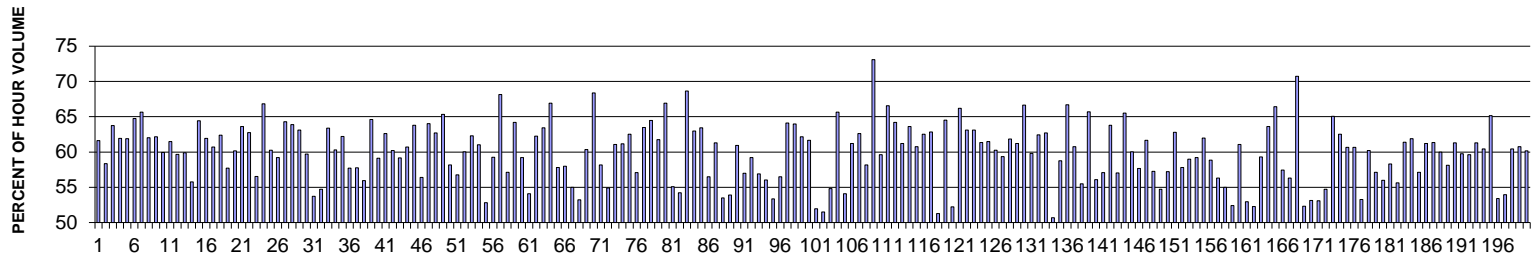
MO	DY	YR	DAY OF WK	HR	HR VOL	PERCENT OF AADT	HOUR NUMBER	AADT	NORTH VOLUME	SOUTH VOLUME	PERCENT NORTH IS OF TOTAL VOLUME	PERCENT SOUTH IS OF TOTAL VOLUME
3	14	2014	6	18	1523	9.48	172	16072	657	866	43.14	56.86
5	30	2014	6	17	1522	9.47	173	16072	720	802	47.31	52.69
4	11	2014	6	18	1521	9.46	174	16072	750	771	49.31	50.69
8	10	2014	1	17	1521	9.46	175	16072	756	765	49.70	50.30
10	3	2014	6	18	1520	9.46	176	16072	703	817	46.25	53.75
10	5	2014	1	15	1519	9.45	177	16072	719	800	47.33	52.67
10	10	2014	6	13	1519	9.45	178	16072	729	790	47.99	52.01
3	21	2014	6	17	1518	9.44	179	16072	692	826	45.59	54.41
7	18	2014	6	14	1518	9.44	180	16072	792	726	52.17	47.83
7	27	2014	1	14	1518	9.44	181	16072	797	721	52.50	47.50
5	16	2014	6	17	1517	9.44	182	16072	701	816	46.21	53.79
8	14	2014	5	14	1517	9.44	183	16072	736	781	48.52	51.48
7	6	2014	1	12	1515	9.43	184	16072	603	912	39.80	60.20
10	5	2014	1	16	1515	9.43	185	16072	760	755	50.17	49.83
3	28	2014	6	17	1512	9.41	186	16072	689	823	45.57	54.43
5	16	2014	6	18	1511	9.40	187	16072	672	839	44.47	55.53
8	16	2014	7	12	1511	9.40	188	16072	795	716	52.61	47.39
10	31	2014	6	17	1510	9.40	189	16072	667	843	44.17	55.83
4	4	2014	6	18	1509	9.39	190	16072	707	802	46.85	53.15
10	12	2014	1	16	1509	9.39	191	16072	740	769	49.04	50.96
10	5	2014	1	17	1508	9.38	192	16072	752	756	49.87	50.13
7	18	2014	6	12	1506	9.37	193	16072	732	774	48.61	51.39
10	17	2014	6	18	1506	9.37	194	16072	710	796	47.14	52.86
6	13	2014	6	14	1504	9.36	195	16072	759	745	50.47	49.53
6	29	2014	1	15	1504	9.36	196	16072	671	833	44.61	55.39
7	17	2014	5	17	1502	9.35	197	16072	704	798	46.87	53.13
11	21	2014	6	17	1501	9.34	198	16072	621	880	41.37	58.63
6	8	2014	1	16	1500	9.33	199	16072	754	746	50.27	49.73
9	28	2014	1	17	1500	9.33	200	16072	772	728	51.47	48.53

SR 090 MP 82.70 CLE ELUM ADC SITE B04
K FOR PEAK 200 HOURS OF 2014
Recreational Site



AADT= 29691 K 30 FACTOR= 14.25 K 100 FACTOR= 13.34 K 200 FACTOR= 12.27 D 100 FACTOR: 61.66

SR 090 MP 82.70 CLE ELUM ADC SITE B04
D % IN THE PEAK 200 HOURS OF 2014



MO	DY	YR	DAY OF WK	HR	HR VOL	PERCENT OF AADT	HOUR NUMBER	AADT	EAST VOLUME	WEST VOLUME	PERCENT EAST IS OF TOTAL VOLUME	PERCENT WEST IS OF TOTAL VOLUME
8	17	2014	1	14	4729	15.93	1	29691	1815	2914	38.38	61.62
8	17	2014	1	13	4599	15.49	2	29691	1916	2683	41.66	58.34
7	27	2014	1	16	4502	15.16	3	29691	1632	2870	36.25	63.75
7	27	2014	1	15	4500	15.16	4	29691	1713	2787	38.07	61.93
7	6	2014	1	13	4450	14.99	5	29691	1697	2753	38.13	61.87
5	23	2014	6	15	4431	14.92	6	29691	2869	1562	64.75	35.25
6	29	2014	1	15	4431	14.92	7	29691	1522	2909	34.35	65.65

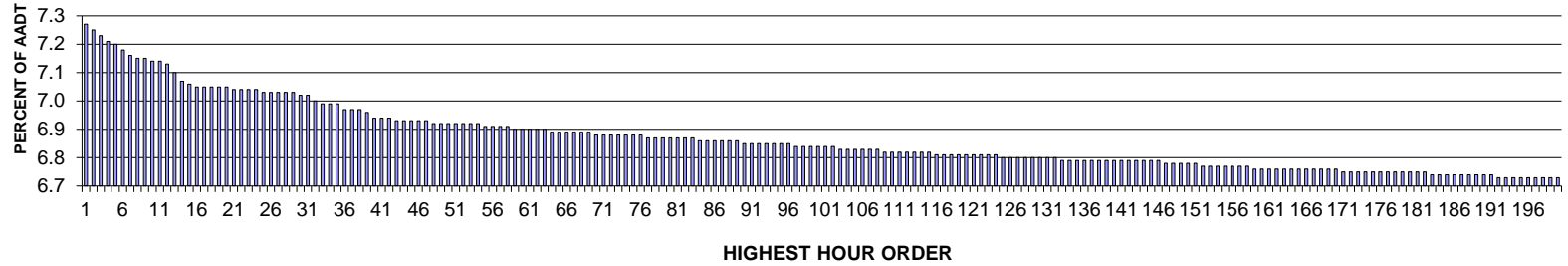
MO	DY	YR	DAY OF WK	HR	HR VOL	PERCENT		EAST AADT	WEST VOLUME	PERCENT		
						OF	HOUR NUMBER			IS OF TOTAL VOLUME	WEST IS OF TOTAL VOLUME	
7	27	2014	1	14	4431	14.92	8	29691	1684	2747	38.00	62.00
6	29	2014	1	14	4409	14.85	9	29691	1668	2741	37.83	62.17
8	15	2014	6	16	4403	14.83	10	29691	2639	1764	59.94	40.06
6	29	2014	1	12	4380	14.75	11	29691	1687	2693	38.52	61.48
8	10	2014	1	12	4375	14.74	12	29691	1764	2611	40.32	59.68
8	17	2014	1	15	4361	14.69	13	29691	1750	2611	40.13	59.87
8	15	2014	6	15	4356	14.67	14	29691	2428	1928	55.74	44.26
8	29	2014	6	14	4341	14.62	15	29691	2796	1545	64.41	35.59
8	15	2014	6	17	4330	14.58	16	29691	2682	1648	61.94	38.06
7	6	2014	1	14	4327	14.57	17	29691	1701	2626	39.31	60.69
7	6	2014	1	15	4317	14.54	18	29691	1624	2693	37.62	62.38
8	15	2014	6	13	4317	14.54	19	29691	2491	1826	57.70	42.30
8	17	2014	1	16	4310	14.52	20	29691	1718	2592	39.86	60.14
6	15	2014	1	16	4308	14.51	21	29691	1567	2741	36.37	63.63
8	29	2014	6	18	4284	14.43	22	29691	2688	1596	62.75	37.25
8	17	2014	1	12	4281	14.42	23	29691	1862	2419	43.49	56.51
5	24	2014	7	12	4269	14.38	24	29691	2853	1416	66.83	33.17
6	22	2014	1	14	4266	14.37	25	29691	1696	2570	39.76	60.24
7	20	2014	1	15	4266	14.37	26	29691	1740	2526	40.79	59.21
8	29	2014	6	17	4260	14.35	27	29691	2739	1521	64.30	35.70
7	27	2014	1	17	4236	14.27	28	29691	1530	2706	36.12	63.88
9	1	2014	2	12	4231	14.25	29	29691	1561	2670	36.89	63.11
6	27	2014	6	15	4230	14.25	30	29691	2526	1704	59.72	40.28
8	9	2014	7	12	4229	14.24	31	29691	2272	1957	53.72	46.28
8	15	2014	6	14	4226	14.23	32	29691	2311	1915	54.69	45.31
8	29	2014	6	15	4215	14.20	33	29691	2672	1543	63.39	36.61
6	29	2014	1	13	4214	14.19	34	29691	1673	2541	39.70	60.30
8	3	2014	1	15	4210	14.18	35	29691	1591	2619	37.79	62.21
7	27	2014	1	13	4208	14.17	36	29691	1779	2429	42.28	57.72
8	8	2014	6	15	4204	14.16	37	29691	2428	1776	57.75	42.25
8	10	2014	1	13	4201	14.15	38	29691	1851	2350	44.06	55.94
6	29	2014	1	16	4199	14.14	39	29691	1487	2712	35.41	64.59
7	20	2014	1	14	4198	14.14	40	29691	1716	2482	40.88	59.12
7	6	2014	1	12	4173	14.05	41	29691	1560	2613	37.38	62.62
6	27	2014	6	14	4168	14.04	42	29691	2509	1659	60.20	39.80
7	20	2014	1	16	4168	14.04	43	29691	1703	2465	40.86	59.14
8	8	2014	6	16	4157	14.00	44	29691	2523	1634	60.69	39.31
8	29	2014	6	13	4157	14.00	45	29691	2652	1505	63.80	36.20
7	3	2014	5	15	4154	13.99	46	29691	2342	1812	56.38	43.62
8	30	2014	7	15	4152	13.98	47	29691	2659	1493	64.04	35.96
5	23	2014	6	16	4148	13.97	48	29691	2601	1547	62.70	37.30
8	29	2014	6	16	4146	13.96	49	29691	2708	1438	65.32	34.68
8	10	2014	1	15	4141	13.95	50	29691	1732	2409	41.83	58.17
8	17	2014	1	17	4131	13.91	51	29691	1787	2344	43.26	56.74
8	1	2014	6	13	4129	13.91	52	29691	2478	1651	60.01	39.99
6	15	2014	1	17	4126	13.90	53	29691	1556	2570	37.71	62.29
8	3	2014	1	14	4122	13.88	54	29691	1607	2515	38.99	61.01
8	9	2014	7	11	4122	13.88	55	29691	2177	1945	52.81	47.19
8	8	2014	6	17	4119	13.87	56	29691	2441	1678	59.26	40.74
5	11	2014	1	16	4114	13.86	57	29691	1310	2804	31.84	68.16
8	16	2014	7	12	4106	13.83	58	29691	2345	1761	57.11	42.89

MO	DY	YR	DAY OF WK	HR	HR VOL	PERCENT		EAST VOLUME	WEST VOLUME	PERCENT	PERCENT	
						OF	HOUR			EAST	WEST	
						AADT	NUMBER	AADT		IS OF TOTAL VOLUME	IS OF TOTAL VOLUME	
8	30	2014	7	11	4105	13.83	59	29691	2635	1470	64.19	35.81
8	10	2014	1	16	4098	13.80	60	29691	1671	2427	40.78	59.22
8	8	2014	6	14	4093	13.79	61	29691	2214	1879	54.09	45.91
5	23	2014	6	14	4091	13.78	62	29691	2546	1545	62.23	37.77
5	23	2014	6	13	4088	13.77	63	29691	2592	1496	63.41	36.59
8	29	2014	6	12	4084	13.76	64	29691	2733	1351	66.92	33.08
8	3	2014	1	13	4076	13.73	65	29691	1720	2356	42.20	57.80
8	16	2014	7	11	4076	13.73	66	29691	2364	1712	58.00	42.00
9	28	2014	1	17	4076	13.73	67	29691	1836	2240	45.04	54.96
8	9	2014	7	13	4075	13.72	68	29691	2168	1907	53.20	46.80
8	24	2014	1	12	4071	13.71	69	29691	1614	2457	39.65	60.35
9	1	2014	2	11	4071	13.71	70	29691	1287	2784	31.61	68.39
8	10	2014	1	14	4069	13.70	71	29691	1703	2366	41.85	58.15
7	3	2014	5	14	4062	13.68	72	29691	2230	1832	54.90	45.10
6	22	2014	1	15	4052	13.65	73	29691	1578	2474	38.94	61.06
6	15	2014	1	18	4049	13.64	74	29691	1573	2476	38.85	61.15
7	25	2014	6	12	4044	13.62	75	29691	2528	1516	62.51	37.49
7	3	2014	5	16	4043	13.62	76	29691	2308	1735	57.09	42.91
6	15	2014	1	15	4040	13.61	77	29691	1475	2565	36.51	63.49
6	27	2014	6	17	4040	13.61	78	29691	2605	1435	64.48	35.52
6	27	2014	6	16	4039	13.60	79	29691	2494	1545	61.75	38.25
8	15	2014	6	18	4020	13.54	80	29691	2690	1330	66.92	33.08
7	20	2014	1	13	4017	13.53	81	29691	1804	2213	44.91	55.09
7	18	2014	6	15	4009	13.50	82	29691	2174	1835	54.23	45.77
5	23	2014	6	19	4006	13.49	83	29691	2750	1256	68.65	31.35
8	3	2014	1	16	4006	13.49	84	29691	1483	2523	37.02	62.98
5	18	2014	1	16	4001	13.48	85	29691	1463	2538	36.57	63.43
6	13	2014	6	16	4001	13.48	86	29691	2260	1741	56.49	43.51
7	6	2014	1	16	3995	13.46	87	29691	1547	2448	38.72	61.28
7	27	2014	1	12	3995	13.46	88	29691	1859	2136	46.53	53.47
8	8	2014	6	13	3988	13.43	89	29691	2150	1838	53.91	46.09
8	8	2014	6	18	3988	13.43	90	29691	2430	1558	60.93	39.07
7	25	2014	6	13	3987	13.43	91	29691	2271	1716	56.96	43.04
8	1	2014	6	15	3985	13.42	92	29691	2360	1625	59.22	40.78
7	3	2014	5	13	3983	13.41	93	29691	2265	1718	56.87	43.13
6	13	2014	6	15	3979	13.40	94	29691	2230	1749	56.04	43.96
8	22	2014	6	15	3978	13.40	95	29691	2122	1856	53.34	46.66
7	18	2014	6	12	3974	13.38	96	29691	2244	1730	56.47	43.53
6	22	2014	1	16	3971	13.37	97	29691	1426	2545	35.91	64.09
6	29	2014	1	17	3962	13.34	98	29691	1427	2535	36.02	63.98
7	20	2014	1	17	3962	13.34	99	29691	1500	2462	37.86	62.14
9	28	2014	1	15	3962	13.34	100	29691	1519	2443	38.34	61.66
7	25	2014	6	14	3959	13.33	101	29691	2056	1903	51.93	48.07
8	22	2014	6	14	3958	13.33	102	29691	2038	1920	51.49	48.51
8	16	2014	7	13	3955	13.32	103	29691	2167	1788	54.79	45.21
5	18	2014	1	17	3947	13.29	104	29691	1355	2592	34.33	65.67
7	25	2014	6	15	3934	13.25	105	29691	2128	1806	54.09	45.91
6	15	2014	1	14	3933	13.25	106	29691	1526	2407	38.80	61.20
7	6	2014	1	17	3930	13.24	107	29691	1470	2460	37.40	62.60
7	25	2014	6	16	3927	13.23	108	29691	2283	1644	58.14	41.86
5	26	2014	2	11	3916	13.19	109	29691	1054	2862	26.92	73.08

MO	DY	YR	DAY OF WK	HR	HR VOL	PERCENT		EAST AADT	WEST VOLUME	EAST VOLUME	WEST VOLUME	PERCENT	PERCENT
						OF AADT	HOUR NUMBER					IS OF TOTAL VOLUME	IS OF TOTAL VOLUME
7	3	2014	5	18	3914	13.18	110	29691	2333	1581	59.61	40.39	
5	24	2014	7	11	3908	13.16	111	29691	2601	1307	66.56	33.44	
5	23	2014	6	18	3903	13.15	112	29691	2506	1397	64.21	35.79	
8	17	2014	1	18	3899	13.13	113	29691	1513	2386	38.80	61.20	
6	27	2014	6	13	3897	13.13	114	29691	2478	1419	63.59	36.41	
8	3	2014	1	17	3887	13.09	115	29691	1525	2362	39.23	60.77	
4	13	2014	1	17	3885	13.08	116	29691	1456	2429	37.48	62.52	
5	23	2014	6	17	3885	13.08	117	29691	2442	1443	62.86	37.14	
7	18	2014	6	14	3885	13.08	118	29691	1991	1894	51.25	48.75	
8	30	2014	7	16	3885	13.08	119	29691	2507	1378	64.53	35.47	
7	18	2014	6	13	3878	13.06	120	29691	2025	1853	52.22	47.78	
7	6	2014	1	18	3872	13.04	121	29691	1309	2563	33.81	66.19	
7	27	2014	1	18	3869	13.03	122	29691	1427	2442	36.88	63.12	
5	11	2014	1	17	3865	13.02	123	29691	1426	2439	36.90	63.10	
9	1	2014	2	14	3857	12.99	124	29691	1492	2365	38.68	61.32	
7	13	2014	1	16	3852	12.97	125	29691	1484	2368	38.53	61.47	
6	22	2014	1	13	3850	12.97	126	29691	1530	2320	39.74	60.26	
7	3	2014	5	17	3849	12.96	127	29691	2284	1565	59.34	40.66	
4	13	2014	1	16	3841	12.94	128	29691	1466	2375	38.17	61.83	
7	13	2014	1	15	3841	12.94	129	29691	1490	2351	38.79	61.21	
5	23	2014	6	12	3836	12.92	130	29691	2557	1279	66.66	33.34	
9	1	2014	2	13	3834	12.91	131	29691	1542	2292	40.22	59.78	
6	29	2014	1	18	3831	12.90	132	29691	1440	2391	37.59	62.41	
9	1	2014	2	15	3830	12.90	133	29691	1429	2401	37.31	62.69	
8	31	2014	1	13	3827	12.89	134	29691	1888	1939	49.33	50.67	
12	26	2014	6	13	3826	12.89	135	29691	2247	1579	58.73	41.27	
5	11	2014	1	15	3825	12.88	136	29691	1274	2551	33.31	66.69	
8	1	2014	6	17	3821	12.87	137	29691	2322	1499	60.77	39.23	
8	3	2014	1	12	3818	12.86	138	29691	1700	2118	44.53	55.47	
5	4	2014	1	17	3811	12.84	139	29691	1307	2504	34.30	65.70	
8	22	2014	6	16	3809	12.83	140	29691	2135	1674	56.05	43.95	
6	20	2014	6	15	3807	12.82	141	29691	2172	1635	57.05	42.95	
6	22	2014	1	17	3804	12.81	142	29691	1378	2426	36.23	63.77	
6	15	2014	1	13	3803	12.81	143	29691	1634	2169	42.97	57.03	
5	4	2014	1	16	3789	12.76	144	29691	1306	2483	34.47	65.53	
6	29	2014	1	11	3786	12.75	145	29691	1514	2272	39.99	60.01	
7	13	2014	1	13	3785	12.75	146	29691	1602	2183	42.32	57.68	
8	4	2014	2	13	3781	12.73	147	29691	1450	2331	38.35	61.65	
7	3	2014	5	12	3778	12.72	148	29691	2163	1615	57.25	42.75	
8	22	2014	6	13	3777	12.72	149	29691	2066	1711	54.70	45.30	
6	20	2014	6	16	3770	12.70	150	29691	2157	1613	57.21	42.79	
8	10	2014	1	19	3769	12.69	151	29691	1403	2366	37.22	62.78	
6	20	2014	6	13	3768	12.69	152	29691	2178	1590	57.80	42.20	
7	13	2014	1	14	3767	12.69	153	29691	1546	2221	41.04	58.96	
8	10	2014	1	18	3767	12.69	154	29691	1537	2230	40.80	59.20	
6	27	2014	6	18	3764	12.68	155	29691	2332	1432	61.96	38.04	
4	13	2014	1	18	3760	12.66	156	29691	1547	2213	41.14	58.86	
8	30	2014	7	13	3752	12.64	157	29691	2113	1639	56.32	43.68	
8	30	2014	7	14	3748	12.62	158	29691	2060	1688	54.96	45.04	
12	26	2014	6	15	3747	12.62	159	29691	1784	1963	47.61	52.39	
6	13	2014	6	17	3746	12.62	160	29691	2288	1458	61.08	38.92	

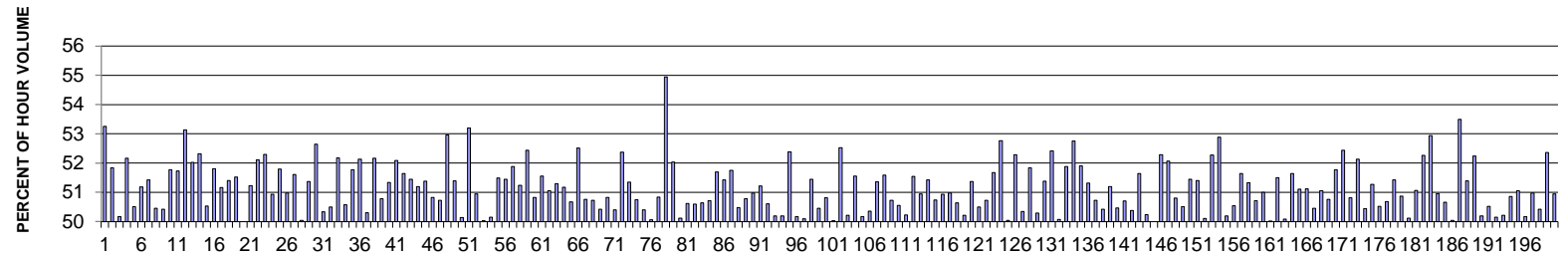
MO	DY	YR	DAY OF WK	HR	HR VOL	PERCENT OF AADT	HOUR NUMBER	AADT	EAST VOLUME	WEST VOLUME	PERCENT	PERCENT
											IS OF TOTAL VOLUME	WEST IS OF TOTAL VOLUME
8	9	2014	7	14	3745	12.61	161	29691	1983	1762	52.95	47.05
8	31	2014	1	12	3740	12.60	162	29691	1955	1785	52.27	47.73
8	10	2014	1	17	3739	12.59	163	29691	1522	2217	40.71	59.29
5	18	2014	1	15	3730	12.56	164	29691	1357	2373	36.38	63.62
6	8	2014	1	15	3729	12.56	165	29691	1252	2477	33.57	66.43
8	24	2014	1	16	3721	12.53	166	29691	1584	2137	42.57	57.43
7	18	2014	6	16	3717	12.52	167	29691	2093	1624	56.31	43.69
5	23	2014	6	20	3716	12.52	168	29691	2628	1088	70.72	29.28
7	20	2014	1	12	3716	12.52	169	29691	1773	1943	47.71	52.29
8	4	2014	2	12	3710	12.50	170	29691	1739	1971	46.87	53.13
7	11	2014	6	15	3705	12.48	171	29691	1966	1739	53.06	46.94
8	15	2014	6	12	3703	12.47	172	29691	2026	1677	54.71	45.29
6	8	2014	1	16	3702	12.47	173	29691	1293	2409	34.93	65.07
9	14	2014	1	15	3702	12.47	174	29691	1387	2315	37.47	62.53
9	14	2014	1	12	3699	12.46	175	29691	1456	2243	39.36	60.64
8	1	2014	6	12	3697	12.45	176	29691	2242	1455	60.64	39.36
6	13	2014	6	14	3696	12.45	177	29691	1969	1727	53.27	46.73
9	28	2014	1	13	3695	12.44	178	29691	1471	2224	39.81	60.19
4	6	2014	1	16	3693	12.44	179	29691	1584	2109	42.89	57.11
6	20	2014	6	14	3686	12.41	180	29691	2063	1623	55.97	44.03
8	22	2014	6	17	3686	12.41	181	29691	2149	1537	58.30	41.70
3	30	2014	1	16	3677	12.38	182	29691	1631	2046	44.36	55.64
8	23	2014	7	13	3676	12.38	183	29691	2256	1420	61.37	38.63
6	13	2014	6	18	3675	12.38	184	29691	2274	1401	61.88	38.12
8	22	2014	6	12	3674	12.37	185	29691	2098	1576	57.10	42.90
8	24	2014	1	18	3674	12.37	186	29691	1425	2249	38.79	61.21
4	27	2014	1	16	3672	12.37	187	29691	1419	2253	38.64	61.36
7	25	2014	6	17	3671	12.36	188	29691	2201	1470	59.96	40.04
8	24	2014	1	15	3668	12.35	189	29691	1536	2132	41.88	58.12
4	27	2014	1	15	3667	12.35	190	29691	1419	2248	38.70	61.30
9	28	2014	1	14	3667	12.35	191	29691	1476	2191	40.25	59.75
7	18	2014	6	17	3665	12.34	192	29691	2185	1480	59.62	40.38
6	20	2014	6	12	3657	12.32	193	29691	2241	1416	61.28	38.72
4	13	2014	1	15	3655	12.31	194	29691	1447	2208	39.59	60.41
5	16	2014	6	13	3655	12.31	195	29691	2382	1273	65.17	34.83
12	26	2014	6	14	3655	12.31	196	29691	1952	1703	53.41	46.59
6	22	2014	1	12	3653	12.30	197	29691	1683	1970	46.07	53.93
9	14	2014	1	13	3650	12.29	198	29691	1444	2206	39.56	60.44
5	26	2014	2	13	3645	12.28	199	29691	1430	2215	39.23	60.77
7	13	2014	1	17	3644	12.27	200	29691	1452	2192	39.85	60.15

**SR 405 MP 9.26 BELLEVUE ADC SITE D1
K FOR PEAK 200 HOURS OF 2014**



AADT= 148934 K 30 FACTOR= 7.02 K 100 FACTOR= 6.84 K 200 FACTOR= 6.73 D 30 FACTOR= 52.64

**SR 405 MP 9.26 BELLEVUE ADC SITE D1
D % IN THE PEAK 200 HOURS OF 2014**



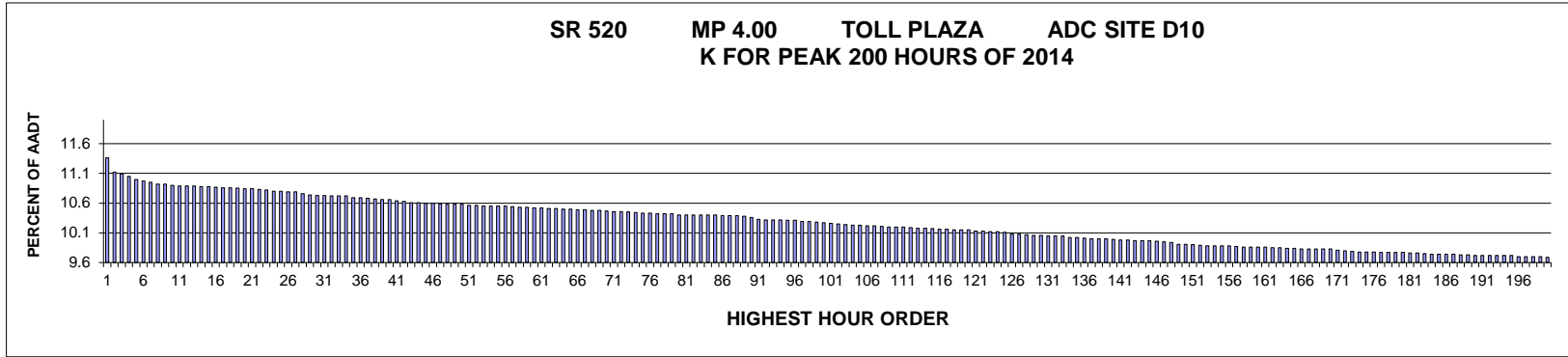
MO	DY	YR	DAY OF WK	HR	HR VOL	PERCENT OF AADT	HOUR NUMBER	AADT	EAST VOLUME	WEST VOLUME	PERCENT	PERCENT
											IS OF TOTAL VOLUME	WEST IS OF TOTAL VOLUME
4	12	2014	7	14	10832	7.27	1	148934	5769	5063	53.26	46.74
4	20	2014	1	14	10800	7.25	2	148934	5599	5201	51.84	48.16
2	2	2014	1	15	10766	7.23	3	148934	5365	5401	49.83	50.17
6	14	2014	7	13	10745	7.21	4	148934	5606	5139	52.17	47.83
6	14	2014	7	14	10716	7.20	5	148934	5413	5303	50.51	49.49
4	12	2014	7	13	10699	7.18	6	148934	5477	5222	51.19	48.81
7	26	2014	7	12	10670	7.16	7	148934	5487	5183	51.42	48.58

MO	DY	YR	DAY OF WK	HR	HR VOL	PERCENT OF AADT	HOUR NUMBER	AADT	EAST VOLUME	WEST VOLUME	PERCENT	PERCENT
											IS OF TOTAL VOLUME	WEST IS OF TOTAL VOLUME
5	10	2014	7	14	10654	7.15	8	148934	5279	5375	49.55	50.45
7	26	2014	7	13	10645	7.15	9	148934	5367	5278	50.42	49.58
8	23	2014	7	12	10631	7.14	10	148934	5504	5127	51.77	48.23
11	22	2014	7	14	10627	7.14	11	148934	5497	5130	51.73	48.27
1	18	2014	7	16	10614	7.13	12	148934	5640	4974	53.14	46.86
6	14	2014	7	12	10579	7.10	13	148934	5503	5076	52.02	47.98
1	18	2014	7	14	10537	7.07	14	148934	5513	5024	52.32	47.68
4	12	2014	7	17	10510	7.06	15	148934	5199	5311	49.47	50.53
4	4	2014	6	17	10505	7.05	16	148934	5062	5443	48.19	51.81
6	13	2014	6	16	10503	7.05	17	148934	5373	5130	51.16	48.84
6	14	2014	7	15	10499	7.05	18	148934	5396	5103	51.40	48.60
6	14	2014	7	16	10498	7.05	19	148934	5409	5089	51.52	48.48
9	20	2014	7	12	10493	7.05	20	148934	5246	5247	50.00	50.00
11	8	2014	7	14	10489	7.04	21	148934	5374	5115	51.23	48.77
1	18	2014	7	17	10485	7.04	22	148934	5464	5021	52.11	47.89
1	18	2014	7	13	10484	7.04	23	148934	5483	5001	52.30	47.70
3	29	2014	7	15	10478	7.04	24	148934	5336	5142	50.93	49.07
11	8	2014	7	15	10477	7.03	25	148934	5426	5051	51.79	48.21
4	4	2014	6	16	10470	7.03	26	148934	5132	5338	49.02	50.98
8	23	2014	7	13	10469	7.03	27	148934	5403	5066	51.61	48.39
1	25	2014	7	18	10466	7.03	28	148934	5237	5229	50.04	49.96
5	17	2014	7	15	10466	7.03	29	148934	5090	5376	48.63	51.37
12	13	2014	7	13	10455	7.02	30	148934	5503	4952	52.64	47.36
6	21	2014	7	12	10452	7.02	31	148934	5261	5191	50.33	49.67
9	13	2014	7	12	10431	7.00	32	148934	5268	5163	50.50	49.50
12	13	2014	7	14	10414	6.99	33	148934	5434	4980	52.18	47.82
2	14	2014	6	16	10410	6.99	34	148934	5265	5145	50.58	49.42
11	27	2014	5	14	10407	6.99	35	148934	5388	5019	51.77	48.23
8	16	2014	7	12	10385	6.97	36	148934	5414	4971	52.13	47.87
11	22	2014	7	13	10378	6.97	37	148934	5220	5158	50.30	49.70
3	29	2014	7	13	10376	6.97	38	148934	5413	4963	52.17	47.83
5	17	2014	7	12	10368	6.96	39	148934	5103	5265	49.22	50.78
9	20	2014	7	13	10335	6.94	40	148934	5306	5029	51.34	48.66
3	15	2014	7	13	10329	6.94	41	148934	5380	4949	52.09	47.91
6	15	2014	1	17	10329	6.94	42	148934	5334	4995	51.64	48.36
8	16	2014	7	13	10327	6.93	43	148934	5313	5014	51.45	48.55
3	15	2014	7	14	10324	6.93	44	148934	5286	5038	51.20	48.80
6	13	2014	6	17	10322	6.93	45	148934	5303	5019	51.38	48.62
6	27	2014	6	16	10322	6.93	46	148934	5246	5076	50.82	49.18
5	17	2014	7	14	10319	6.93	47	148934	5235	5084	50.73	49.27
6	29	2014	1	14	10312	6.92	48	148934	5461	4851	52.96	47.04
8	16	2014	7	14	10312	6.92	49	148934	5299	5013	51.39	48.61
7	27	2014	1	14	10311	6.92	50	148934	5170	5141	50.14	49.86
3	15	2014	7	16	10306	6.92	51	148934	4823	5483	46.80	53.20
12	6	2014	7	14	10306	6.92	52	148934	5251	5055	50.95	49.05
10	4	2014	7	13	10304	6.92	53	148934	5155	5149	50.03	49.97
4	18	2014	6	16	10300	6.92	54	148934	5165	5135	50.15	49.85
4	20	2014	1	13	10290	6.91	55	148934	4992	5298	48.51	51.49
4	12	2014	7	16	10286	6.91	56	148934	4994	5292	48.55	51.45
7	27	2014	1	13	10286	6.91	57	148934	5336	4950	51.88	48.12
11	15	2014	7	14	10286	6.91	58	148934	5271	5015	51.24	48.76

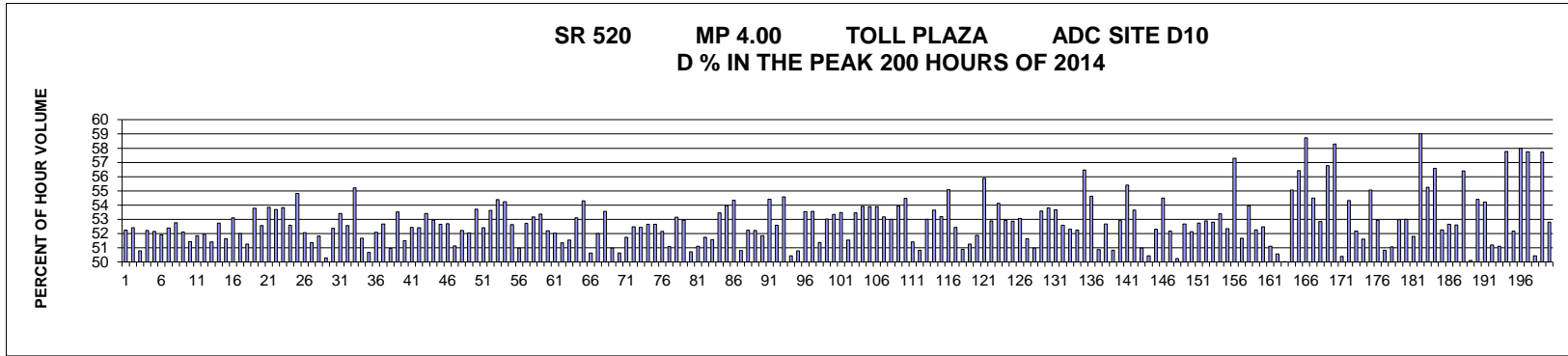
MO	DY	YR	DAY OF WK	HR	HR VOL	PERCENT		AADT	EAST VOLUME	WEST VOLUME	PERCENT	PERCENT
						OF AADT	HOUR NUMBER				IS OF TOTAL VOLUME	IS OF TOTAL VOLUME
8	23	2014	7	11	10283	6.90	59	148934	5392	4891	52.44	47.56
5	10	2014	7	15	10275	6.90	60	148934	5053	5222	49.18	50.82
1	25	2014	7	13	10274	6.90	61	148934	5297	4977	51.56	48.44
5	11	2014	1	14	10273	6.90	62	148934	5244	5029	51.05	48.95
7	12	2014	7	12	10273	6.90	63	148934	5269	5004	51.29	48.71
3	1	2014	7	15	10265	6.89	64	148934	5253	5012	51.17	48.83
4	11	2014	6	16	10264	6.89	65	148934	5201	5063	50.67	49.33
12	6	2014	7	15	10261	6.89	66	148934	5388	4873	52.51	47.49
4	5	2014	7	15	10258	6.89	67	148934	5207	5051	50.76	49.24
6	15	2014	1	13	10256	6.89	68	148934	5053	5203	49.27	50.73
8	16	2014	7	16	10255	6.89	69	148934	5171	5084	50.42	49.58
1	17	2014	6	16	10254	6.88	70	148934	5043	5211	49.18	50.82
8	9	2014	7	12	10254	6.88	71	148934	5086	5168	49.60	50.40
8	15	2014	6	16	10253	6.88	72	148934	5369	4884	52.37	47.63
6	29	2014	1	13	10252	6.88	73	148934	5264	4988	51.35	48.65
11	22	2014	7	15	10245	6.88	74	148934	5199	5046	50.75	49.25
12	22	2014	2	15	10244	6.88	75	148934	5081	5163	49.60	50.40
5	2	2014	6	16	10241	6.88	76	148934	5127	5114	50.06	49.94
12	22	2014	2	16	10239	6.87	77	148934	5033	5206	49.16	50.84
1	18	2014	7	12	10237	6.87	78	148934	5624	4613	54.94	45.06
8	24	2014	1	15	10237	6.87	79	148934	5326	4911	52.03	47.97
4	12	2014	7	15	10236	6.87	80	148934	5106	5130	49.88	50.12
10	18	2014	7	17	10233	6.87	81	148934	5180	5053	50.62	49.38
6	21	2014	7	13	10232	6.87	82	148934	5055	5177	49.40	50.60
8	24	2014	1	16	10230	6.87	83	148934	5180	5050	50.64	49.36
1	25	2014	7	16	10224	6.86	84	148934	5186	5038	50.72	49.28
6	15	2014	1	16	10224	6.86	85	148934	5286	4938	51.70	48.30
11	15	2014	7	13	10220	6.86	86	148934	5256	4964	51.43	48.57
11	8	2014	7	16	10213	6.86	87	148934	5285	4928	51.75	48.25
5	10	2014	7	13	10212	6.86	88	148934	5057	5155	49.52	50.48
4	18	2014	6	15	10210	6.86	89	148934	5025	5185	49.22	50.78
5	31	2014	7	13	10207	6.85	90	148934	5003	5204	49.02	50.98
7	26	2014	7	11	10205	6.85	91	148934	5227	4978	51.22	48.78
10	4	2014	7	14	10203	6.85	92	148934	5164	5039	50.61	49.39
8	13	2014	4	17	10202	6.85	93	148934	5120	5082	50.19	49.81
8	17	2014	1	13	10198	6.85	94	148934	5118	5080	50.19	49.81
10	12	2014	1	13	10198	6.85	95	148934	4856	5342	47.62	52.38
6	18	2014	4	17	10197	6.85	96	148934	5116	5081	50.17	49.83
3	1	2014	7	18	10191	6.84	97	148934	5106	5085	50.10	49.90
8	9	2014	7	13	10191	6.84	98	148934	5243	4948	51.45	48.55
1	31	2014	6	16	10190	6.84	99	148934	5048	5142	49.54	50.46
4	12	2014	7	18	10188	6.84	100	148934	5011	5177	49.19	50.81
7	27	2014	1	16	10187	6.84	101	148934	5090	5097	49.97	50.03
6	15	2014	1	18	10181	6.84	102	148934	5348	4833	52.53	47.47
1	18	2014	7	18	10175	6.83	103	148934	5109	5066	50.21	49.79
3	15	2014	7	15	10174	6.83	104	148934	4928	5246	48.44	51.56
3	21	2014	6	17	10172	6.83	105	148934	5103	5069	50.17	49.83
1	17	2014	6	17	10171	6.83	106	148934	5049	5122	49.64	50.36
8	29	2014	6	15	10171	6.83	107	148934	5224	4947	51.36	48.64
7	12	2014	7	11	10166	6.83	108	148934	5245	4921	51.59	48.41
7	12	2014	7	13	10163	6.82	109	148934	5156	5007	50.73	49.27

MO	DY	YR	DAY OF WK	HR	HR VOL	PERCENT OF AADT	HOUR NUMBER	AADT	EAST VOLUME	WEST VOLUME	PERCENT	PERCENT
											IS OF TOTAL VOLUME	WEST IS OF TOTAL VOLUME
5	31	2014	7	18	10160	6.82	110	148934	5024	5136	49.45	50.55
5	3	2014	7	14	10158	6.82	111	148934	5102	5056	50.23	49.77
1	25	2014	7	14	10157	6.82	112	148934	4922	5235	48.46	51.54
10	25	2014	7	13	10155	6.82	113	148934	5173	4982	50.94	49.06
3	1	2014	7	17	10153	6.82	114	148934	5221	4932	51.42	48.58
10	11	2014	7	16	10152	6.82	115	148934	5151	5001	50.74	49.26
5	3	2014	7	13	10149	6.81	116	148934	4980	5169	49.07	50.93
5	11	2014	1	13	10145	6.81	117	148934	5172	4973	50.98	49.02
8	2	2014	7	12	10143	6.81	118	148934	5007	5136	49.36	50.64
11	22	2014	7	16	10142	6.81	119	148934	5092	5050	50.21	49.79
3	29	2014	7	16	10141	6.81	120	148934	4932	5209	48.63	51.37
6	26	2014	5	16	10141	6.81	121	148934	5121	5020	50.50	49.50
3	1	2014	7	13	10140	6.81	122	148934	5144	4996	50.73	49.27
2	22	2014	7	15	10139	6.81	123	148934	4900	5239	48.33	51.67
7	25	2014	6	16	10135	6.81	124	148934	5347	4788	52.76	47.24
6	28	2014	7	16	10134	6.80	125	148934	5063	5071	49.96	50.04
1	25	2014	7	15	10132	6.80	126	148934	5298	4834	52.29	47.71
10	18	2014	7	15	10132	6.80	127	148934	5031	5101	49.65	50.35
4	10	2014	5	17	10129	6.80	128	148934	4878	5251	48.16	51.84
11	8	2014	7	13	10129	6.80	129	148934	5094	5035	50.29	49.71
12	12	2014	6	17	10129	6.80	130	148934	5204	4925	51.38	48.62
8	24	2014	1	13	10128	6.80	131	148934	5309	4819	52.42	47.58
10	18	2014	7	18	10123	6.80	132	148934	5054	5069	49.93	50.07
4	5	2014	7	14	10119	6.79	133	148934	5250	4869	51.88	48.12
6	8	2014	1	15	10116	6.79	134	148934	5336	4780	52.75	47.25
10	11	2014	7	13	10116	6.79	135	148934	5250	4866	51.90	48.10
8	22	2014	6	17	10115	6.79	136	148934	5191	4924	51.32	48.68
2	2	2014	1	14	10113	6.79	137	148934	5130	4983	50.73	49.27
11	8	2014	7	17	10113	6.79	138	148934	5099	5014	50.42	49.58
11	22	2014	7	17	10112	6.79	139	148934	5177	4935	51.20	48.80
3	1	2014	7	14	10111	6.79	140	148934	5103	5008	50.47	49.53
8	29	2014	6	16	10110	6.79	141	148934	5126	4984	50.70	49.30
9	27	2014	7	13	10110	6.79	142	148934	5093	5017	50.38	49.62
8	23	2014	7	15	10109	6.79	143	148934	5220	4889	51.64	48.36
5	16	2014	6	17	10108	6.79	144	148934	5078	5030	50.24	49.76
2	14	2014	6	17	10107	6.79	145	148934	5053	5054	50.00	50.00
11	8	2014	7	12	10106	6.79	146	148934	5284	4822	52.29	47.71
6	23	2014	2	17	10104	6.78	147	148934	4843	5261	47.93	52.07
12	14	2014	1	13	10100	6.78	148	148934	5131	4969	50.80	49.20
1	18	2014	7	15	10095	6.78	149	148934	5099	4996	50.51	49.49
9	20	2014	7	14	10092	6.78	150	148934	5192	4900	51.45	48.55
8	23	2014	7	14	10091	6.78	151	148934	5187	4904	51.40	48.60
7	22	2014	3	16	10089	6.77	152	148934	5033	5056	49.89	50.11
10	12	2014	1	18	10085	6.77	153	148934	5271	4814	52.27	47.73
4	18	2014	6	18	10081	6.77	154	148934	4749	5332	47.11	52.89
2	17	2014	2	16	10080	6.77	155	148934	5021	5059	49.81	50.19
6	17	2014	3	17	10080	6.77	156	148934	5094	4986	50.54	49.46
6	28	2014	7	15	10077	6.77	157	148934	5204	4873	51.64	48.36
8	20	2014	4	16	10076	6.77	158	148934	5172	4904	51.33	48.67
10	31	2014	6	16	10075	6.76	159	148934	4965	5110	49.28	50.72
6	20	2014	6	17	10074	6.76	160	148934	5138	4936	51.00	49.00

MO	DY	YR	DAY OF WK	HR	HR VOL	PERCENT		EAST AADT	WEST AADT	EAST VOLUME	WEST VOLUME	PERCENT	PERCENT
						OF	HOUR					IS OF	IS OF
						AADT	NUMBER					TOTAL VOLUME	TOTAL VOLUME
5	16	2014	6	16	10073	6.76	161	148934	5039	5034	50.02	49.98	
6	3	2014	3	16	10072	6.76	162	148934	4885	5187	48.50	51.50	
8	12	2014	3	17	10071	6.76	163	148934	5044	5027	50.08	49.92	
5	10	2014	7	16	10069	6.76	164	148934	4869	5200	48.36	51.64	
6	13	2014	6	15	10069	6.76	165	148934	5146	4923	51.11	48.89	
9	21	2014	1	18	10069	6.76	166	148934	5147	4922	51.12	48.88	
7	3	2014	5	16	10068	6.76	167	148934	5079	4989	50.45	49.55	
9	6	2014	7	14	10063	6.76	168	148934	5137	4926	51.05	48.95	
7	27	2014	1	15	10062	6.76	169	148934	5107	4955	50.76	49.24	
8	15	2014	6	17	10061	6.76	170	148934	5209	4852	51.77	48.23	
8	22	2014	6	16	10060	6.75	171	148934	5275	4785	52.44	47.56	
4	9	2014	4	16	10059	6.75	172	148934	4948	5111	49.19	50.81	
8	15	2014	6	12	10058	6.75	173	148934	5243	4815	52.13	47.87	
2	14	2014	6	15	10057	6.75	174	148934	5073	4984	50.44	49.56	
3	15	2014	7	17	10056	6.75	175	148934	4900	5156	48.73	51.27	
2	22	2014	7	14	10055	6.75	176	148934	5080	4975	50.52	49.48	
6	22	2014	1	14	10054	6.75	177	148934	5095	4959	50.68	49.32	
8	16	2014	7	15	10048	6.75	178	148934	5167	4881	51.42	48.58	
9	14	2014	1	13	10048	6.75	179	148934	4937	5111	49.13	50.87	
6	6	2014	6	15	10047	6.75	180	148934	5011	5036	49.88	50.12	
8	15	2014	6	15	10047	6.75	181	148934	5130	4917	51.06	48.94	
6	8	2014	1	17	10046	6.75	182	148934	5250	4796	52.26	47.74	
5	18	2014	1	14	10045	6.74	183	148934	5318	4727	52.94	47.06	
4	10	2014	5	16	10043	6.74	184	148934	4925	5118	49.04	50.96	
5	10	2014	7	17	10041	6.74	185	148934	4954	5087	49.34	50.66	
7	12	2014	7	14	10038	6.74	186	148934	5023	5015	50.04	49.96	
9	6	2014	7	13	10037	6.74	187	148934	5369	4668	53.49	46.51	
4	11	2014	6	17	10035	6.74	188	148934	4878	5157	48.61	51.39	
3	29	2014	7	14	10034	6.74	189	148934	5242	4792	52.24	47.76	
5	22	2014	5	16	10034	6.74	190	148934	4998	5036	49.81	50.19	
9	21	2014	1	13	10033	6.74	191	148934	4964	5069	49.48	50.52	
6	26	2014	5	18	10029	6.73	192	148934	5030	4999	50.15	49.85	
8	20	2014	4	17	10028	6.73	193	148934	4993	5035	49.79	50.21	
6	20	2014	6	16	10026	6.73	194	148934	5099	4927	50.86	49.14	
2	1	2014	7	14	10024	6.73	195	148934	5117	4907	51.05	48.95	
8	21	2014	5	16	10024	6.73	196	148934	5029	4995	50.17	49.83	
9	27	2014	7	15	10023	6.73	197	148934	5110	4913	50.98	49.02	
1	17	2014	6	15	10020	6.73	198	148934	4968	5052	49.58	50.42	
4	1	2014	3	17	10018	6.73	199	148934	4773	5245	47.64	52.36	
2	7	2014	6	16	10016	6.73	200	148934	4913	5103	49.05	50.95	



AADT= 64189 K 30 FACTOR= 10.73 K 100 FACTOR= 10.27 K 200 FACTOR= 9.69 D 30 FACTOR= 52.37



MO	DY	YR	DAY OF WK	HR	HR VOL	PERCENT OF AADT	HOUR NUMBER	AADT	EAST VOLUME	WEST VOLUME	PERCENT EAST IS OF TOTAL VOLUME	PERCENT WEST IS OF TOTAL VOLUME
1	14	2014	3	9	7291	11.36	1	64189	3808	3483	52.23	47.77
2	4	2014	3	9	7136	11.12	2	64189	3739	3397	52.40	47.60
10	14	2014	3	9	7116	11.09	3	64189	3614	3502	50.79	49.21
7	17	2014	5	9	7092	11.05	4	64189	3389	3703	47.79	52.21
9	30	2014	3	9	7059	11.00	5	64189	3681	3378	52.15	47.85
11	20	2014	5	9	7042	10.97	6	64189	3656	3386	51.92	48.08
3	20	2014	5	9	7030	10.95	7	64189	3683	3347	52.39	47.61
3	6	2014	5	9	7011	10.92	8	64189	3698	3313	52.75	47.25
2	6	2014	5	9	7008	10.92	9	64189	3652	3356	52.11	47.89
10	1	2014	4	9	6996	10.90	10	64189	3599	3397	51.44	48.56
7	15	2014	3	9	6991	10.89	11	64189	3367	3624	48.16	51.84
9	16	2014	3	9	6988	10.89	12	64189	3631	3357	51.96	48.04
11	18	2014	3	9	6988	10.89	13	64189	3592	3396	51.40	48.60
1	28	2014	3	9	6985	10.88	14	64189	3683	3302	52.73	47.27
5	6	2014	3	9	6984	10.88	15	64189	3605	3379	51.62	48.38

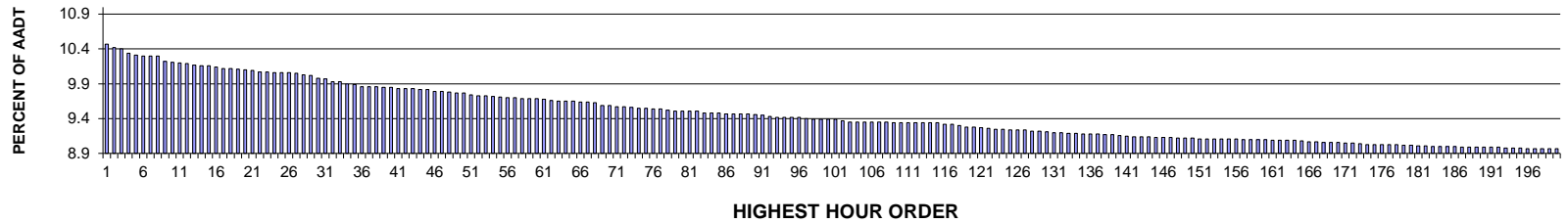
MO	DY	YR	DAY OF WK	HR	HR VOL	PERCENT OF AADT	HOUR NUMBER	AADT	EAST VOLUME	WEST VOLUME	PERCENT EAST IS OF TOTAL VOLUME	PERCENT WEST IS OF TOTAL VOLUME
3	13	2014	5	9	6976	10.87	16	64189	3705	3271	53.11	46.89
11	19	2014	4	9	6969	10.86	17	64189	3624	3345	52.00	48.00
12	16	2014	3	9	6968	10.86	18	64189	3571	3397	51.25	48.75
1	30	2014	5	9	6963	10.85	19	64189	3744	3219	53.77	46.23
11	5	2014	4	9	6957	10.84	20	64189	3657	3300	52.57	47.43
2	11	2014	3	9	6956	10.84	21	64189	3745	3211	53.84	46.16
9	9	2014	3	9	6953	10.83	22	64189	3733	3220	53.69	46.31
1	15	2014	4	9	6943	10.82	23	64189	3737	3206	53.82	46.18
5	27	2014	3	9	6933	10.80	24	64189	3646	3287	52.59	47.41
3	26	2014	4	9	6930	10.80	25	64189	3799	3131	54.82	45.18
1	9	2014	5	9	6929	10.79	26	64189	3607	3322	52.06	47.94
10	21	2014	3	9	6924	10.79	27	64189	3557	3367	51.37	48.63
12	18	2014	5	9	6908	10.76	28	64189	3580	3328	51.82	48.18
1	6	2014	2	9	6897	10.74	29	64189	3467	3430	50.27	49.73
10	16	2014	5	9	6890	10.73	30	64189	3608	3282	52.37	47.63
1	22	2014	4	9	6888	10.73	31	64189	3679	3209	53.41	46.59
1	29	2014	4	9	6882	10.72	32	64189	3618	3264	52.57	47.43
1	16	2014	5	9	6879	10.72	33	64189	3797	3082	55.20	44.80
5	1	2014	5	9	6878	10.72	34	64189	3553	3325	51.66	48.34
12	10	2014	4	9	6864	10.69	35	64189	3479	3385	50.68	49.32
10	7	2014	3	9	6863	10.69	36	64189	3575	3288	52.09	47.91
1	21	2014	3	9	6855	10.68	37	64189	3610	3245	52.66	47.34
12	4	2014	5	9	6850	10.67	38	64189	3491	3359	50.96	49.04
9	23	2014	3	9	6844	10.66	39	64189	3663	3181	53.52	46.48
10	27	2014	2	9	6844	10.66	40	64189	3525	3319	51.50	48.50
9	25	2014	5	9	6830	10.64	41	64189	3580	3250	52.42	47.58
9	18	2014	5	9	6821	10.63	42	64189	3574	3247	52.40	47.60
5	8	2014	5	9	6813	10.61	43	64189	3638	3175	53.40	46.60
3	11	2014	3	9	6809	10.61	44	64189	3605	3204	52.94	47.06
1	13	2014	2	9	6801	10.60	45	64189	3581	3220	52.65	47.35
3	18	2014	3	9	6801	10.60	46	64189	3584	3217	52.70	47.30
10	30	2014	5	9	6798	10.59	47	64189	3475	3323	51.12	48.88
9	4	2014	5	9	6793	10.58	48	64189	3547	3246	52.22	47.78
10	9	2014	5	9	6789	10.58	49	64189	3533	3256	52.04	47.96
12	15	2014	2	9	6789	10.58	50	64189	3647	3142	53.72	46.28
8	7	2014	5	9	6779	10.56	51	64189	3227	3552	47.60	52.40
3	10	2014	2	9	6776	10.56	52	64189	3633	3143	53.62	46.38
1	27	2014	2	9	6773	10.55	53	64189	3684	3089	54.39	45.61
9	10	2014	4	9	6772	10.55	54	64189	3673	3099	54.24	45.76
9	17	2014	4	9	6772	10.55	55	64189	3564	3208	52.63	47.37
11	13	2014	5	9	6769	10.55	56	64189	3451	3318	50.98	49.02
11	21	2014	6	9	6767	10.54	57	64189	3567	3200	52.71	47.29
3	31	2014	2	9	6760	10.53	58	64189	3594	3166	53.17	46.83
8	6	2014	4	9	6756	10.53	59	64189	3150	3606	46.63	53.37
8	5	2014	3	9	6755	10.52	60	64189	3229	3526	47.80	52.20
12	8	2014	2	9	6752	10.52	61	64189	3512	3240	52.01	47.99
5	13	2014	3	9	6749	10.51	62	64189	3465	3284	51.34	48.66
12	3	2014	4	9	6747	10.51	63	64189	3478	3269	51.55	48.45
3	25	2014	3	9	6741	10.50	64	64189	3580	3161	53.11	46.89
3	19	2014	4	9	6739	10.50	65	64189	3659	3080	54.30	45.70
2	5	2014	4	9	6732	10.49	66	64189	3324	3408	49.38	50.62
5	15	2014	5	9	6732	10.49	67	64189	3500	3232	51.99	48.01

MO	DY	YR	DAY OF WK	HR	HR VOL	PERCENT OF AADT	HOUR NUMBER	AADT	EAST VOLUME	WEST VOLUME	PERCENT EAST IS OF TOTAL VOLUME	PERCENT WEST IS OF TOTAL VOLUME
3	24	2014	2	9	6729	10.48	68	64189	3605	3124	53.57	46.43
10	29	2014	4	9	6728	10.48	69	64189	3430	3298	50.98	49.02
10	2	2014	5	9	6723	10.47	70	64189	3403	3320	50.62	49.38
10	22	2014	4	9	6714	10.46	71	64189	3473	3241	51.73	48.27
1	7	2014	3	9	6712	10.46	72	64189	3522	3190	52.47	47.53
1	23	2014	5	9	6710	10.45	73	64189	3519	3191	52.44	47.56
5	5	2014	2	9	6704	10.44	74	64189	3529	3175	52.64	47.36
5	12	2014	2	9	6693	10.43	75	64189	3523	3170	52.64	47.36
12	17	2014	4	9	6692	10.43	76	64189	3490	3202	52.15	47.85
5	14	2014	4	9	6691	10.42	77	64189	3418	3273	51.08	48.92
8	12	2014	3	9	6687	10.42	78	64189	3133	3554	46.85	53.15
8	14	2014	5	9	6687	10.42	79	64189	3148	3539	47.08	52.92
10	20	2014	2	9	6678	10.40	80	64189	3387	3291	50.72	49.28
12	11	2014	5	9	6677	10.40	81	64189	3412	3265	51.10	48.90
9	29	2014	2	9	6676	10.40	82	64189	3454	3222	51.74	48.26
3	17	2014	2	9	6674	10.40	83	64189	3442	3232	51.57	48.43
3	28	2014	6	9	6674	10.40	84	64189	3567	3107	53.45	46.55
9	8	2014	2	9	6673	10.40	85	64189	3600	3073	53.95	46.05
2	7	2014	6	9	6672	10.39	86	64189	3626	3046	54.35	45.65
7	9	2014	4	9	6667	10.39	87	64189	3387	3280	50.80	49.20
12	12	2014	6	9	6667	10.39	88	64189	3482	3185	52.23	47.77
1	8	2014	4	9	6664	10.38	89	64189	3479	3185	52.21	47.79
12	9	2014	3	9	6647	10.36	90	64189	3446	3201	51.84	48.16
3	27	2014	5	17	6633	10.33	91	64189	3024	3609	45.59	54.41
12	5	2014	6	9	6627	10.32	92	64189	3485	3142	52.59	47.41
3	27	2014	5	9	6626	10.32	93	64189	3616	3010	54.57	45.43
10	23	2014	5	9	6626	10.32	94	64189	3342	3284	50.44	49.56
9	19	2014	6	9	6620	10.31	95	64189	3361	3259	50.77	49.23
5	30	2014	6	9	6616	10.31	96	64189	3542	3074	53.54	46.46
11	4	2014	3	9	6608	10.29	97	64189	3539	3069	53.56	46.44
9	11	2014	5	9	6606	10.29	98	64189	3213	3393	48.64	51.36
8	13	2014	4	9	6599	10.28	99	64189	3100	3499	46.98	53.02
2	13	2014	5	9	6590	10.27	100	64189	3516	3074	53.35	46.65
3	14	2014	6	9	6588	10.26	101	64189	3523	3065	53.48	46.52
11	12	2014	4	9	6579	10.25	102	64189	3390	3189	51.53	48.47
2	12	2014	4	9	6571	10.24	103	64189	3058	3513	46.54	53.46
11	10	2014	2	9	6567	10.23	104	64189	3540	3027	53.91	46.09
5	9	2014	6	9	6565	10.23	105	64189	3537	3028	53.88	46.12
5	16	2014	6	9	6562	10.22	106	64189	3536	3026	53.89	46.11
8	28	2014	5	9	6558	10.22	107	64189	3486	3072	53.16	46.84
8	19	2014	3	9	6552	10.21	108	64189	3472	3080	52.99	47.01
8	19	2014	3	18	6550	10.20	109	64189	3018	3532	46.08	53.92
10	17	2014	6	9	6549	10.20	110	64189	3568	2981	54.48	45.52
5	7	2014	4	9	6545	10.20	111	64189	3365	3180	51.41	48.59
9	5	2014	6	9	6541	10.19	112	64189	3325	3216	50.83	49.17
1	17	2014	6	9	6535	10.18	113	64189	3463	3072	52.99	47.01
5	2	2014	6	9	6533	10.18	114	64189	3504	3029	53.64	46.36
8	20	2014	4	9	6525	10.17	115	64189	3470	3055	53.18	46.82
3	7	2014	6	9	6522	10.16	116	64189	3592	2930	55.08	44.92
1	24	2014	6	9	6519	10.16	117	64189	3417	3102	52.42	47.58
7	8	2014	3	9	6518	10.15	118	64189	3201	3317	49.11	50.89
10	28	2014	3	9	6515	10.15	119	64189	3339	3176	51.25	48.75

MO	DY	YR	DAY OF WK	HR	HR VOL	PERCENT OF AADT	HOUR NUMBER	AADT	EAST VOLUME	WEST VOLUME	PERCENT EAST IS OF TOTAL VOLUME	PERCENT WEST IS OF TOTAL VOLUME
11	7	2014	6	9	6512	10.15	120	64189	3377	3135	51.86	48.14
8	20	2014	4	18	6503	10.13	121	64189	2869	3634	44.12	55.88
8	26	2014	3	9	6500	10.13	122	64189	3437	3063	52.88	47.12
10	13	2014	2	9	6499	10.12	123	64189	3518	2981	54.13	45.87
9	22	2014	2	9	6496	10.12	124	64189	3438	3058	52.92	47.08
9	26	2014	6	9	6490	10.11	125	64189	3431	3059	52.87	47.13
11	14	2014	6	9	6470	10.08	126	64189	3433	3037	53.06	46.94
7	23	2014	4	9	6469	10.08	127	64189	3130	3339	48.38	51.62
11	5	2014	4	8	6465	10.07	128	64189	3296	3169	50.98	49.02
5	29	2014	5	9	6458	10.06	129	64189	3460	2998	53.58	46.42
2	3	2014	2	9	6457	10.06	130	64189	3474	2983	53.80	46.20
8	18	2014	2	9	6450	10.05	131	64189	2988	3462	46.33	53.67
7	1	2014	3	9	6449	10.05	132	64189	3391	3058	52.58	47.42
1	31	2014	6	9	6448	10.05	133	64189	3373	3075	52.31	47.69
3	12	2014	4	9	6431	10.02	134	64189	3072	3359	47.77	52.23
8	12	2014	3	18	6431	10.02	135	64189	3631	2800	56.46	43.54
7	2	2014	4	9	6423	10.01	136	64189	3508	2915	54.62	45.38
7	7	2014	2	9	6421	10.00	137	64189	3266	3155	50.86	49.14
1	10	2014	6	9	6416	10.00	138	64189	3379	3037	52.67	47.33
9	24	2014	4	9	6416	10.00	139	64189	3261	3155	50.83	49.17
10	15	2014	4	9	6411	9.99	140	64189	3392	3019	52.91	47.09
8	13	2014	4	18	6404	9.98	141	64189	3548	2856	55.40	44.60
8	27	2014	4	9	6404	9.98	142	64189	3436	2968	53.65	46.35
9	30	2014	3	8	6401	9.97	143	64189	3263	3138	50.98	49.02
5	28	2014	4	9	6398	9.97	144	64189	3171	3227	49.56	50.44
10	6	2014	2	9	6397	9.97	145	64189	3346	3051	52.31	47.69
8	5	2014	3	18	6391	9.96	146	64189	3483	2908	54.50	45.50
11	3	2014	2	9	6390	9.95	147	64189	3334	3056	52.18	47.82
9	12	2014	6	9	6381	9.94	148	64189	3206	3175	50.24	49.76
10	3	2014	6	9	6363	9.91	149	64189	3351	3012	52.66	47.34
10	24	2014	6	9	6362	9.91	150	64189	3316	3046	52.12	47.88
9	23	2014	3	8	6357	9.90	151	64189	3352	3005	52.73	47.27
12	16	2014	3	8	6347	9.89	152	64189	3356	2991	52.88	47.12
5	8	2014	5	8	6340	9.88	153	64189	3348	2992	52.81	47.19
8	4	2014	2	9	6340	9.88	154	64189	2955	3385	46.61	53.39
7	18	2014	6	9	6339	9.88	155	64189	3021	3318	47.66	52.34
8	14	2014	5	18	6339	9.88	156	64189	3632	2707	57.30	42.70
11	3	2014	2	8	6335	9.87	157	64189	3273	3062	51.67	48.33
2	20	2014	5	9	6331	9.86	158	64189	3416	2915	53.96	46.04
5	7	2014	4	8	6329	9.86	159	64189	3307	3022	52.25	47.75
10	9	2014	5	8	6327	9.86	160	64189	3320	3007	52.47	47.53
11	19	2014	4	8	6327	9.86	161	64189	3234	3093	51.11	48.89
12	1	2014	2	9	6325	9.85	162	64189	3198	3127	50.56	49.44
11	6	2014	5	9	6324	9.85	163	64189	3163	3161	50.02	49.98
2	18	2014	3	9	6319	9.84	164	64189	3479	2840	55.06	44.94
3	20	2014	5	18	6314	9.84	165	64189	2751	3563	43.57	56.43
8	12	2014	3	17	6312	9.83	166	64189	3707	2605	58.73	41.27
2	19	2014	4	9	6311	9.83	167	64189	3439	2872	54.49	45.51
12	9	2014	3	8	6310	9.83	168	64189	3335	2975	52.85	47.15
9	17	2014	4	18	6309	9.83	169	64189	2727	3582	43.22	56.78
8	19	2014	3	17	6308	9.83	170	64189	2631	3677	41.71	58.29
11	18	2014	3	8	6294	9.81	171	64189	3172	3122	50.40	49.60

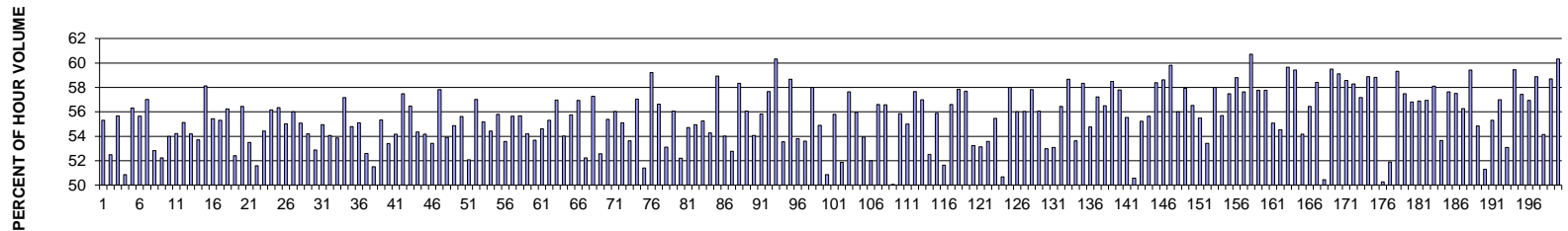
MO	DY	YR	DAY OF WK	HR	HR VOL	PERCENT OF AADT	HOUR NUMBER	AADT	EAST VOLUME	WEST VOLUME	PERCENT EAST IS OF TOTAL VOLUME	PERCENT WEST IS OF TOTAL VOLUME
10	15	2014	4	10	6293	9.80	172	64189	3418	2875	54.31	45.69
10	31	2014	6	9	6283	9.79	173	64189	3277	3006	52.16	47.84
12	19	2014	6	9	6276	9.78	174	64189	3239	3037	51.61	48.39
9	10	2014	4	18	6275	9.78	175	64189	2820	3455	44.94	55.06
10	16	2014	5	8	6275	9.78	176	64189	3322	2953	52.94	47.06
9	17	2014	4	8	6273	9.77	177	64189	3188	3085	50.82	49.18
10	14	2014	3	8	6272	9.77	178	64189	3203	3069	51.07	48.93
5	14	2014	4	8	6270	9.77	179	64189	3322	2948	52.98	47.02
9	10	2014	4	8	6269	9.77	180	64189	3322	2947	52.99	47.01
11	20	2014	5	8	6268	9.76	181	64189	3247	3021	51.80	48.20
10	1	2014	4	18	6263	9.76	182	64189	2566	3697	40.97	59.03
3	19	2014	4	10	6256	9.75	183	64189	3457	2799	55.26	44.74
8	7	2014	5	18	6253	9.74	184	64189	3538	2715	56.58	43.42
8	1	2014	6	9	6251	9.74	185	64189	2984	3267	47.74	52.26
7	24	2014	5	9	6250	9.74	186	64189	3290	2960	52.64	47.36
12	2	2014	3	10	6250	9.74	187	64189	3288	2962	52.61	47.39
9	4	2014	5	17	6248	9.73	188	64189	2724	3524	43.60	56.40
7	22	2014	3	9	6244	9.73	189	64189	3115	3129	49.89	50.11
5	28	2014	4	8	6241	9.72	190	64189	3396	2845	54.41	45.59
10	21	2014	3	10	6241	9.72	191	64189	3383	2858	54.21	45.79
10	30	2014	5	8	6240	9.72	192	64189	3195	3045	51.20	48.80
11	13	2014	5	8	6240	9.72	193	64189	3189	3051	51.11	48.89
3	11	2014	3	10	6239	9.72	194	64189	3605	2634	57.78	42.22
9	9	2014	3	8	6237	9.72	195	64189	3253	2984	52.16	47.84
9	16	2014	3	18	6228	9.70	196	64189	2616	3612	42.00	58.00
3	24	2014	2	18	6227	9.70	197	64189	2630	3597	42.24	57.76
11	4	2014	3	8	6225	9.70	198	64189	3139	3086	50.43	49.57
8	5	2014	3	17	6224	9.70	199	64189	3593	2631	57.73	42.27
5	6	2014	3	8	6222	9.69	200	64189	3286	2936	52.81	47.19

**SR 018 MP 12.55 COVINGTON ADC SITE D12
K FOR PEAK 200 HOURS OF 2014**



AADT= 34429 K 30 FACTOR= 9.98 K 100 FACTOR= 9.39 K 200 FACTOR= 8.97 D 30 FACTOR= 52.87

**SR 018 MP 12.55 COVINGTON ADC SITE D12
D % IN THE PEAK 200 HOURS OF 2014**



MO	DY	YR	DAY OF WK	HR	HR VOL	PERCENT OF AADT	HOUR NUMBER	AADT	EAST VOLUME	WEST VOLUME	PERCENT EAST IS OF TOTAL VOLUME	PERCENT WEST IS OF TOTAL VOLUME
7	3	2014	5	16	3603	10.47	1	34429	1610	1993	44.68	55.32
6	20	2014	6	17	3586	10.42	2	34429	1704	1882	47.52	52.48
8	8	2014	6	16	3580	10.40	3	34429	1587	1993	44.33	55.67
6	13	2014	6	17	3560	10.34	4	34429	1749	1811	49.13	50.87
8	22	2014	6	16	3549	10.31	5	34429	1550	1999	43.67	56.33
6	20	2014	6	16	3547	10.30	6	34429	1573	1974	44.35	55.65
5	16	2014	6	17	3546	10.30	7	34429	1524	2022	42.98	57.02
10	3	2014	6	17	3546	10.30	8	34429	1673	1873	47.18	52.82
8	15	2014	6	16	3517	10.22	9	34429	1680	1837	47.77	52.23
8	1	2014	6	17	3514	10.21	10	34429	1617	1897	46.02	53.98
7	3	2014	5	17	3511	10.20	11	34429	1607	1904	45.77	54.23
6	6	2014	6	16	3508	10.19	12	34429	1574	1934	44.87	55.13
6	6	2014	6	17	3503	10.17	13	34429	1604	1899	45.79	54.21
8	8	2014	6	17	3499	10.16	14	34429	1620	1879	46.30	53.70
9	19	2014	6	16	3499	10.16	15	34429	1465	2034	41.87	58.13

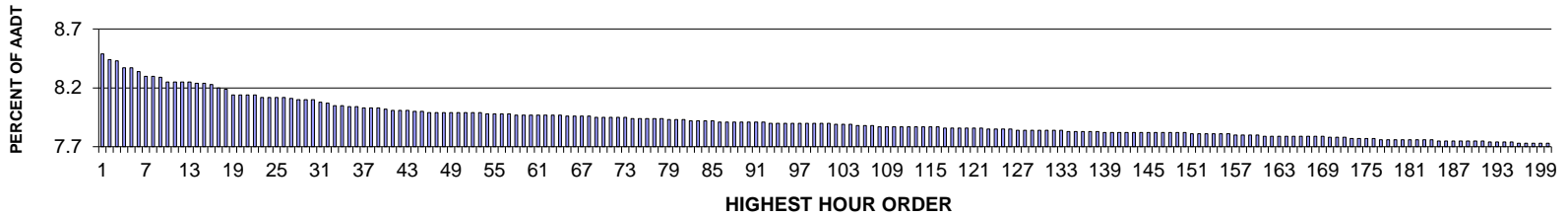
MO	DY	YR	DAY OF WK	HR	HR VOL	PERCENT OF AADT	HOUR NUMBER	AADT	EAST VOLUME	WEST VOLUME	PERCENT EAST IS OF TOTAL VOLUME	PERCENT WEST IS OF TOTAL VOLUME
5	30	2014	6	17	3490	10.14	16	34429	1555	1935	44.56	55.44
7	18	2014	6	16	3485	10.12	17	34429	1557	1928	44.68	55.32
7	25	2014	6	17	3484	10.12	18	34429	1525	1959	43.77	56.23
10	10	2014	6	16	3480	10.11	19	34429	1656	1824	47.59	52.41
7	25	2014	6	16	3476	10.10	20	34429	1514	1962	43.56	56.44
9	26	2014	6	17	3474	10.09	21	34429	1615	1859	46.49	53.51
10	10	2014	6	17	3468	10.07	22	34429	1679	1789	48.41	51.59
10	3	2014	6	16	3467	10.07	23	34429	1580	1887	45.57	54.43
8	22	2014	6	17	3465	10.06	24	34429	1519	1946	43.84	56.16
9	19	2014	6	17	3463	10.06	25	34429	1512	1951	43.66	56.34
7	11	2014	6	16	3462	10.06	26	34429	1557	1905	44.97	55.03
7	18	2014	6	17	3459	10.05	27	34429	1522	1937	44.00	56.00
9	19	2014	6	18	3454	10.03	28	34429	1552	1902	44.93	55.07
9	26	2014	6	16	3449	10.02	29	34429	1580	1869	45.81	54.19
6	13	2014	6	16	3435	9.98	30	34429	1619	1816	47.13	52.87
6	27	2014	6	17	3432	9.97	31	34429	1546	1886	45.05	54.95
7	31	2014	5	16	3419	9.93	32	34429	1570	1849	45.92	54.08
8	15	2014	6	17	3418	9.93	33	34429	1577	1841	46.14	53.86
8	14	2014	5	17	3407	9.90	34	34429	1459	1948	42.82	57.18
11	7	2014	6	17	3405	9.89	35	34429	1539	1866	45.20	54.80
10	24	2014	6	16	3395	9.86	36	34429	1524	1871	44.89	55.11
5	23	2014	6	16	3394	9.86	37	34429	1609	1785	47.41	52.59
5	23	2014	6	17	3394	9.86	38	34429	1646	1748	48.50	51.50
5	2	2014	6	17	3390	9.85	39	34429	1514	1876	44.66	55.34
7	3	2014	5	18	3390	9.85	40	34429	1580	1810	46.61	53.39
8	29	2014	6	16	3386	9.83	41	34429	1552	1834	45.84	54.16
5	30	2014	6	16	3385	9.83	42	34429	1439	1946	42.51	57.49
11	14	2014	6	17	3385	9.83	43	34429	1473	1912	43.52	56.48
10	24	2014	6	17	3382	9.82	44	34429	1544	1838	45.65	54.35
8	8	2014	6	18	3380	9.82	45	34429	1549	1831	45.83	54.17
6	6	2014	6	18	3370	9.79	46	34429	1570	1800	46.59	53.41
9	12	2014	6	16	3370	9.79	47	34429	1421	1949	42.17	57.83
7	31	2014	5	17	3367	9.78	48	34429	1552	1815	46.09	53.91
7	11	2014	6	17	3364	9.77	49	34429	1518	1846	45.12	54.88
5	16	2014	6	16	3363	9.77	50	34429	1492	1871	44.37	55.63
11	26	2014	4	16	3354	9.74	51	34429	1607	1747	47.91	52.09
5	9	2014	6	16	3351	9.73	52	34429	1440	1911	42.97	57.03
4	25	2014	6	17	3350	9.73	53	34429	1501	1849	44.81	55.19
5	22	2014	5	17	3347	9.72	54	34429	1525	1822	45.56	54.44
6	26	2014	5	17	3343	9.71	55	34429	1478	1865	44.21	55.79
8	1	2014	6	15	3340	9.70	56	34429	1550	1790	46.41	53.59
4	25	2014	6	16	3339	9.70	57	34429	1481	1858	44.35	55.65
6	20	2014	6	18	3337	9.69	58	34429	1479	1858	44.32	55.68
7	25	2014	6	18	3337	9.69	59	34429	1528	1809	45.79	54.21
11	26	2014	4	15	3335	9.69	60	34429	1545	1790	46.33	53.67
3	28	2014	6	17	3332	9.68	61	34429	1512	1820	45.38	54.62
8	28	2014	5	17	3326	9.66	62	34429	1486	1840	44.68	55.32
8	7	2014	5	17	3323	9.65	63	34429	1430	1893	43.03	56.97
10	17	2014	6	17	3322	9.65	64	34429	1527	1795	45.97	54.03
5	30	2014	6	18	3321	9.65	65	34429	1470	1851	44.26	55.74
6	19	2014	5	17	3319	9.64	66	34429	1429	1890	43.06	56.94
8	1	2014	6	16	3318	9.64	67	34429	1585	1733	47.77	52.23

MO	DY	YR	DAY OF WK	HR	HR VOL	PERCENT OF AADT	HOUR NUMBER	AADT	EAST VOLUME	WEST VOLUME	PERCENT EAST IS OF TOTAL VOLUME	PERCENT WEST IS OF TOTAL VOLUME
9	12	2014	6	17	3317	9.63	68	34429	1417	1900	42.72	57.28
5	9	2014	6	17	3303	9.59	69	34429	1567	1736	47.44	52.56
5	16	2014	6	18	3303	9.59	70	34429	1473	1830	44.60	55.40
5	2	2014	6	16	3296	9.57	71	34429	1449	1847	43.96	56.04
11	7	2014	6	18	3295	9.57	72	34429	1479	1816	44.89	55.11
8	1	2014	6	18	3290	9.56	73	34429	1526	1764	46.38	53.62
9	5	2014	6	16	3289	9.55	74	34429	1413	1876	42.96	57.04
10	10	2014	6	18	3287	9.55	75	34429	1597	1690	48.59	51.41
5	29	2014	5	17	3285	9.54	76	34429	1340	1945	40.79	59.21
7	24	2014	5	17	3284	9.54	77	34429	1424	1860	43.36	56.64
7	11	2014	6	15	3277	9.52	78	34429	1537	1740	46.90	53.10
5	2	2014	6	18	3275	9.51	79	34429	1439	1836	43.94	56.06
7	3	2014	5	15	3275	9.51	80	34429	1565	1710	47.79	52.21
7	11	2014	6	18	3275	9.51	81	34429	1483	1792	45.28	54.72
11	7	2014	6	16	3275	9.51	82	34429	1475	1800	45.04	54.96
4	4	2014	6	17	3263	9.48	83	34429	1460	1803	44.74	55.26
10	24	2014	6	18	3263	9.48	84	34429	1492	1771	45.72	54.28
12	19	2014	6	16	3263	9.48	85	34429	1340	1923	41.07	58.93
6	27	2014	6	16	3260	9.47	86	34429	1499	1761	45.98	54.02
6	27	2014	6	18	3259	9.47	87	34429	1539	1720	47.22	52.78
8	21	2014	5	17	3259	9.47	88	34429	1358	1901	41.67	58.33
9	4	2014	5	17	3259	9.47	89	34429	1432	1827	43.94	56.06
9	12	2014	6	18	3256	9.46	90	34429	1495	1761	45.92	54.08
7	10	2014	5	17	3254	9.45	91	34429	1437	1817	44.16	55.84
8	22	2014	6	18	3245	9.43	92	34429	1374	1871	42.34	57.66
6	11	2014	4	17	3244	9.42	93	34429	1287	1957	39.67	60.33
5	22	2014	5	16	3243	9.42	94	34429	1506	1737	46.44	53.56
7	29	2014	3	17	3243	9.42	95	34429	1340	1903	41.32	58.68
11	26	2014	4	17	3243	9.42	96	34429	1498	1745	46.19	53.81
10	31	2014	6	17	3238	9.40	97	34429	1502	1736	46.39	53.61
7	17	2014	5	17	3234	9.39	98	34429	1358	1876	41.99	58.01
8	29	2014	6	17	3234	9.39	99	34429	1459	1775	45.11	54.89
8	15	2014	6	15	3232	9.39	100	34429	1588	1644	49.13	50.87
12	12	2014	6	17	3232	9.39	101	34429	1429	1803	44.21	55.79
9	26	2014	6	18	3225	9.37	102	34429	1552	1673	48.12	51.88
6	25	2014	4	17	3220	9.35	103	34429	1364	1856	42.36	57.64
8	7	2014	5	16	3220	9.35	104	34429	1418	1802	44.04	55.96
8	8	2014	6	15	3220	9.35	105	34429	1483	1737	46.06	53.94
10	3	2014	6	18	3220	9.35	106	34429	1546	1674	48.01	51.99
10	17	2014	6	16	3220	9.35	107	34429	1397	1823	43.39	56.61
4	25	2014	6	18	3218	9.35	108	34429	1397	1821	43.41	56.59
10	10	2014	6	15	3216	9.34	109	34429	1606	1610	49.94	50.06
3	7	2014	6	17	3215	9.34	110	34429	1419	1796	44.14	55.86
5	22	2014	5	18	3215	9.34	111	34429	1447	1768	45.01	54.99
8	13	2014	4	17	3215	9.34	112	34429	1361	1854	42.33	57.67
8	28	2014	5	16	3215	9.34	113	34429	1383	1832	43.02	56.98
8	29	2014	6	18	3215	9.34	114	34429	1526	1689	47.47	52.53
12	19	2014	6	17	3215	9.34	115	34429	1418	1797	44.11	55.89
6	13	2014	6	18	3210	9.32	116	34429	1552	1658	48.35	51.65
8	21	2014	5	16	3210	9.32	117	34429	1393	1817	43.40	56.60
8	27	2014	4	17	3202	9.30	118	34429	1350	1852	42.16	57.84
7	24	2014	5	16	3196	9.28	119	34429	1352	1844	42.30	57.70

MO	DY	YR	DAY OF WK	HR	HR VOL	PERCENT OF AADT	HOUR NUMBER	AADT	EAST VOLUME	WEST VOLUME	PERCENT EAST IS OF TOTAL VOLUME	PERCENT WEST IS OF TOTAL VOLUME
5	23	2014	6	18	3195	9.28	120	34429	1494	1701	46.76	53.24
10	17	2014	6	18	3191	9.27	121	34429	1495	1696	46.85	53.15
6	26	2014	5	16	3187	9.26	122	34429	1479	1708	46.41	53.59
5	9	2014	6	18	3186	9.25	123	34429	1419	1767	44.54	55.46
6	13	2014	6	15	3183	9.25	124	34429	1570	1613	49.32	50.68
8	20	2014	4	17	3181	9.24	125	34429	1336	1845	42.00	58.00
11	14	2014	6	16	3181	9.24	126	34429	1399	1782	43.98	56.02
10	31	2014	6	16	3180	9.24	127	34429	1398	1782	43.96	56.04
8	6	2014	4	17	3176	9.22	128	34429	1340	1836	42.19	57.81
7	2	2014	4	17	3175	9.22	129	34429	1395	1780	43.94	56.06
1	17	2014	6	17	3170	9.21	130	34429	1491	1679	47.03	52.97
8	22	2014	6	15	3169	9.20	131	34429	1487	1682	46.92	53.08
7	17	2014	5	16	3168	9.20	132	34429	1380	1788	43.56	56.44
6	12	2014	5	17	3165	9.19	133	34429	1308	1857	41.33	58.67
8	15	2014	6	18	3164	9.19	134	34429	1467	1697	46.37	53.63
9	18	2014	5	17	3161	9.18	135	34429	1317	1844	41.66	58.34
11	14	2014	6	18	3161	9.18	136	34429	1430	1731	45.24	54.76
12	5	2014	6	17	3160	9.18	137	34429	1352	1808	42.78	57.22
8	14	2014	5	16	3158	9.17	138	34429	1374	1784	43.51	56.49
7	1	2014	3	17	3156	9.17	139	34429	1310	1846	41.51	58.49
6	19	2014	5	16	3155	9.16	140	34429	1332	1823	42.22	57.78
10	9	2014	5	16	3149	9.15	141	34429	1400	1749	44.46	55.54
8	29	2014	6	15	3148	9.14	142	34429	1556	1592	49.43	50.57
4	4	2014	6	16	3147	9.14	143	34429	1409	1738	44.77	55.23
6	19	2014	5	18	3147	9.14	144	34429	1396	1751	44.36	55.64
10	1	2014	4	17	3145	9.13	145	34429	1309	1836	41.62	58.38
7	30	2014	4	17	3143	9.13	146	34429	1301	1842	41.39	58.61
8	19	2014	3	17	3142	9.13	147	34429	1263	1879	40.20	59.80
7	18	2014	6	15	3141	9.12	148	34429	1382	1759	44.00	56.00
3	21	2014	6	16	3140	9.12	149	34429	1321	1819	42.07	57.93
8	28	2014	5	18	3140	9.12	150	34429	1365	1775	43.47	56.53
3	28	2014	6	16	3138	9.11	151	34429	1397	1741	44.52	55.48
7	31	2014	5	18	3138	9.11	152	34429	1462	1676	46.59	53.41
10	2	2014	5	17	3136	9.11	153	34429	1317	1819	42.00	58.00
3	21	2014	6	17	3135	9.11	154	34429	1389	1746	44.31	55.69
5	15	2014	5	17	3135	9.11	155	34429	1333	1802	42.52	57.48
8	26	2014	3	17	3135	9.11	156	34429	1292	1843	41.21	58.79
7	18	2014	6	18	3134	9.10	157	34429	1328	1806	42.37	57.63
9	5	2014	6	17	3133	9.10	158	34429	1231	1902	39.29	60.71
6	12	2014	5	16	3132	9.10	159	34429	1323	1809	42.24	57.76
11	21	2014	6	17	3132	9.10	160	34429	1323	1809	42.24	57.76
7	17	2014	5	18	3131	9.09	161	34429	1406	1725	44.91	55.09
2	28	2014	6	17	3130	9.09	162	34429	1423	1707	45.46	54.54
9	4	2014	5	16	3130	9.09	163	34429	1263	1867	40.35	59.65
7	16	2014	4	17	3128	9.09	164	34429	1269	1859	40.57	59.43
7	25	2014	6	15	3125	9.08	165	34429	1432	1693	45.82	54.18
6	24	2014	3	17	3122	9.07	166	34429	1360	1762	43.56	56.44
6	16	2014	2	17	3121	9.07	167	34429	1298	1823	41.59	58.41
5	23	2014	6	15	3119	9.06	168	34429	1545	1574	49.54	50.46
6	18	2014	4	17	3119	9.06	169	34429	1263	1856	40.49	59.51
6	23	2014	2	17	3119	9.06	170	34429	1275	1844	40.88	59.12
8	27	2014	4	16	3116	9.05	171	34429	1291	1825	41.43	58.57

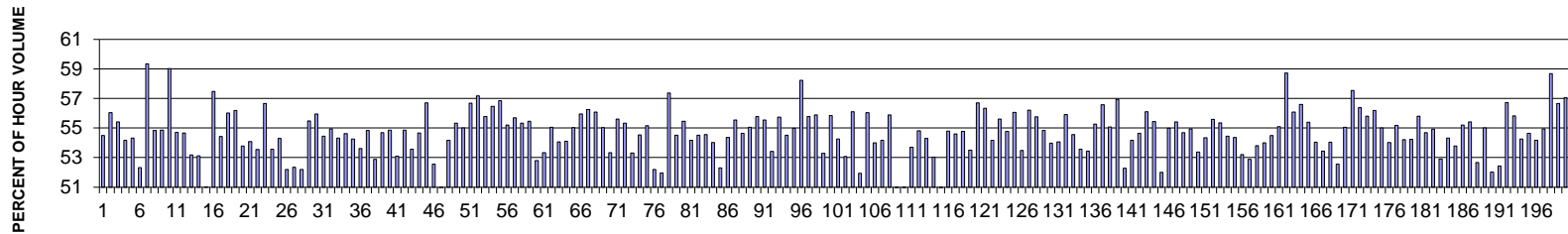
MO	DY	YR	DAY OF WK	HR	HR VOL	PERCENT OF AADT	HOUR NUMBER	AADT	EAST VOLUME	WEST VOLUME	PERCENT EAST IS OF TOTAL VOLUME	PERCENT WEST IS OF TOTAL VOLUME
12	23	2014	3	16	3116	9.05	172	34429	1300	1816	41.72	58.28
7	9	2014	4	17	3113	9.04	173	34429	1333	1780	42.82	57.18
8	5	2014	3	17	3110	9.03	174	34429	1279	1831	41.13	58.87
7	14	2014	2	17	3108	9.03	175	34429	1280	1828	41.18	58.82
8	3	2014	1	14	3108	9.03	176	34429	1546	1562	49.74	50.26
8	10	2014	1	14	3108	9.03	177	34429	1495	1613	48.10	51.90
8	25	2014	2	17	3108	9.03	178	34429	1264	1844	40.67	59.33
7	30	2014	4	18	3107	9.02	179	34429	1321	1786	42.52	57.48
8	1	2014	6	19	3107	9.02	180	34429	1342	1765	43.19	56.81
9	25	2014	5	17	3103	9.01	181	34429	1338	1765	43.12	56.88
10	16	2014	5	17	3101	9.01	182	34429	1335	1766	43.05	56.95
6	10	2014	3	17	3098	9.00	183	34429	1298	1800	41.90	58.10
10	9	2014	5	17	3098	9.00	184	34429	1436	1662	46.35	53.65
6	17	2014	3	17	3097	9.00	185	34429	1312	1785	42.36	57.64
7	30	2014	4	16	3097	9.00	186	34429	1316	1781	42.49	57.51
6	5	2014	5	17	3096	8.99	187	34429	1354	1742	43.73	56.27
8	11	2014	2	17	3096	8.99	188	34429	1256	1840	40.57	59.43
12	19	2014	6	18	3096	8.99	189	34429	1398	1698	45.16	54.84
6	6	2014	6	15	3094	8.99	190	34429	1507	1587	48.71	51.29
8	21	2014	5	18	3094	8.99	191	34429	1383	1711	44.70	55.30
10	6	2014	2	17	3094	8.99	192	34429	1331	1763	43.02	56.98
8	14	2014	5	18	3093	8.98	193	34429	1451	1642	46.91	53.09
8	12	2014	3	17	3092	8.98	194	34429	1254	1838	40.56	59.44
8	27	2014	4	18	3091	8.98	195	34429	1316	1775	42.58	57.42
7	16	2014	4	18	3090	8.97	196	34429	1331	1759	43.07	56.93
9	15	2014	2	17	3090	8.97	197	34429	1271	1819	41.13	58.87
6	26	2014	5	18	3088	8.97	198	34429	1416	1672	45.85	54.15
7	22	2014	3	17	3088	8.97	199	34429	1275	1813	41.29	58.71
7	28	2014	2	17	3088	8.97	200	34429	1225	1863	39.67	60.33

**SR 518 MP 0.35 SEATAC ADC SITE D13
K FOR THE PEAK 200 HOURS OF 2014**



AADT= 57196 K 30 FACTOR= 8.10 K 100 FACTOR= 7.90 K 200 FACTOR= 7.73 D 30 FACTOR= 55.96

**SR 518 MP 0.35 SEATAC ADC SITE D13
D % IN THE PEAK 200 HOURS OF 2014**



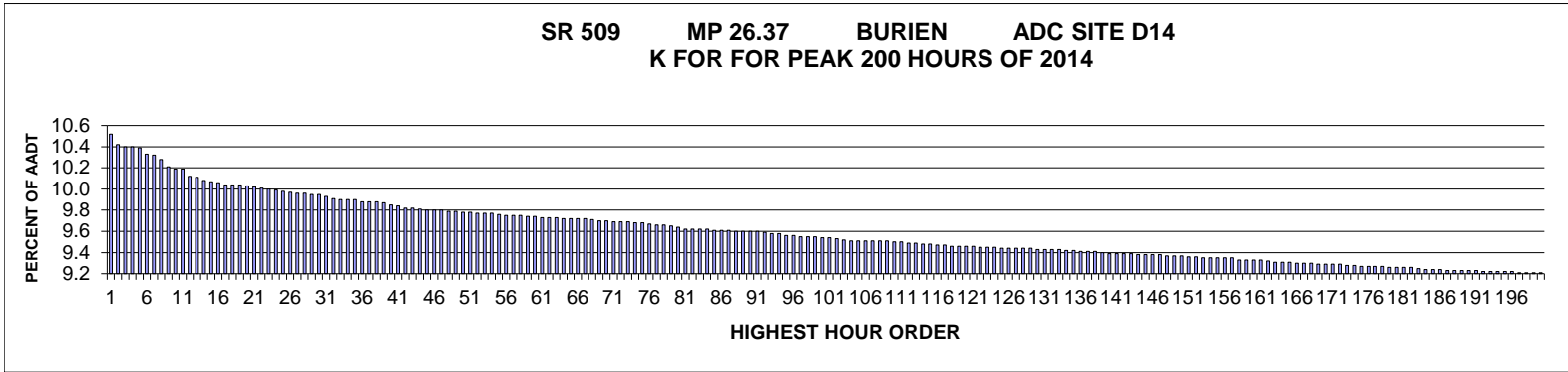
MO	DY	YR	DAY OF WK	HR	HR VOL	PERCENT OF AADT	HOUR NUMBER	AADT	EAST VOLUME	WEST VOLUME	PERCENT EAST IS OF TOTAL VOLUME	PERCENT WEST IS OF TOTAL VOLUME
11	7	2014	6	17	4857	8.49	1	57196	2210	2647	45.50	54.50
12	5	2014	6	17	4826	8.44	2	57196	2122	2704	43.97	56.03
6	13	2014	6	17	4820	8.43	3	57196	2149	2671	44.59	55.41
10	17	2014	6	17	4788	8.37	4	57196	2194	2594	45.82	54.18
12	19	2014	6	17	4785	8.37	5	57196	2186	2599	45.68	54.32
8	6	2014	4	18	4768	8.34	6	57196	2273	2495	47.67	52.33
6	12	2014	5	18	4750	8.30	7	57196	1931	2819	40.65	59.35
8	27	2014	4	18	4748	8.30	8	57196	2144	2604	45.16	54.84
6	12	2014	5	17	4740	8.29	9	57196	2140	2600	45.15	54.85
6	26	2014	5	17	4721	8.25	10	57196	1934	2787	40.97	59.03
10	31	2014	6	17	4721	8.25	11	57196	2138	2583	45.29	54.71
12	22	2014	2	17	4721	8.25	12	57196	2140	2581	45.33	54.67
11	20	2014	5	17	4718	8.25	13	57196	2209	2509	46.82	53.18
11	14	2014	6	17	4713	8.24	14	57196	2210	2503	46.89	53.11
8	27	2014	4	15	4711	8.24	15	57196	2308	2403	48.99	51.01

MO	DY	YR	DAY OF WK	HR	HR VOL	PERCENT OF AADT	HOUR NUMBER	AADT	EAST VOLUME	WEST VOLUME	PERCENT EAST IS OF TOTAL VOLUME	PERCENT WEST IS OF TOTAL VOLUME
8	28	2014	5	18	4706	8.23	16	57196	2001	2705	42.52	57.48
11	14	2014	6	18	4692	8.20	17	57196	2138	2554	45.57	54.43
8	28	2014	5	17	4685	8.19	18	57196	2061	2624	43.99	56.01
6	6	2014	6	18	4656	8.14	19	57196	2040	2616	43.81	56.19
11	7	2014	6	18	4655	8.14	20	57196	2151	2504	46.21	53.79
10	24	2014	6	17	4654	8.14	21	57196	2137	2517	45.92	54.08
12	19	2014	6	18	4654	8.14	22	57196	2162	2492	46.45	53.55
1	31	2014	6	17	4646	8.12	23	57196	2014	2632	43.35	56.65
9	19	2014	6	17	4646	8.12	24	57196	2157	2489	46.43	53.57
12	22	2014	2	18	4645	8.12	25	57196	2123	2522	45.71	54.29
5	23	2014	6	17	4644	8.12	26	57196	2220	2424	47.80	52.20
8	27	2014	4	14	4639	8.11	27	57196	2428	2211	52.34	47.66
8	27	2014	4	17	4635	8.10	28	57196	2216	2419	47.81	52.19
10	10	2014	6	17	4635	8.10	29	57196	2064	2571	44.53	55.47
6	16	2014	2	18	4632	8.10	30	57196	2040	2592	44.04	55.96
1	17	2014	6	17	4622	8.08	31	57196	2106	2516	45.56	54.44
6	6	2014	6	17	4614	8.07	32	57196	2079	2535	45.06	54.94
6	13	2014	6	18	4607	8.05	33	57196	2104	2503	45.67	54.33
10	3	2014	6	17	4605	8.05	34	57196	2090	2515	45.39	54.61
12	17	2014	4	17	4599	8.04	35	57196	2104	2495	45.75	54.25
8	1	2014	6	17	4598	8.04	36	57196	2133	2465	46.39	53.61
6	27	2014	6	17	4595	8.03	37	57196	2075	2520	45.16	54.84
5	29	2014	5	16	4591	8.03	38	57196	2428	2163	52.89	47.11
12	15	2014	2	17	4591	8.03	39	57196	2080	2511	45.31	54.69
10	17	2014	6	18	4587	8.02	40	57196	2071	2516	45.15	54.85
12	19	2014	6	16	4583	8.01	41	57196	2150	2433	46.91	53.09
8	15	2014	6	17	4580	8.01	42	57196	2068	2512	45.15	54.85
12	1	2014	2	17	4579	8.01	43	57196	2126	2453	46.43	53.57
6	20	2014	6	18	4574	8.00	44	57196	2074	2500	45.34	54.66
9	11	2014	5	17	4574	8.00	45	57196	1980	2594	43.29	56.71
8	6	2014	4	17	4571	7.99	46	57196	2168	2403	47.43	52.57
8	27	2014	4	13	4571	7.99	47	57196	2299	2272	50.30	49.70
5	30	2014	6	17	4570	7.99	48	57196	2094	2476	45.82	54.18
6	20	2014	6	17	4569	7.99	49	57196	2041	2528	44.67	55.33
8	21	2014	5	18	4568	7.99	50	57196	2055	2513	44.99	55.01
9	2	2014	3	18	4568	7.99	51	57196	1979	2589	43.32	56.68
10	10	2014	6	18	4568	7.99	52	57196	1956	2612	42.82	57.18
11	14	2014	6	16	4568	7.99	53	57196	2020	2548	44.22	55.78
5	9	2014	6	18	4567	7.98	54	57196	1988	2579	43.53	56.47
8	14	2014	5	18	4565	7.98	55	57196	1970	2595	43.15	56.85
4	4	2014	6	17	4564	7.98	56	57196	2044	2520	44.79	55.21
8	12	2014	3	18	4563	7.98	57	57196	2022	2541	44.31	55.69
8	20	2014	4	17	4561	7.97	58	57196	2038	2523	44.68	55.32
12	16	2014	3	18	4561	7.97	59	57196	2032	2529	44.55	55.45
9	5	2014	6	17	4559	7.97	60	57196	2152	2407	47.20	52.80
12	3	2014	4	17	4558	7.97	61	57196	2127	2431	46.67	53.33
8	5	2014	3	18	4557	7.97	62	57196	2048	2509	44.94	55.06
10	1	2014	4	18	4556	7.97	63	57196	2093	2463	45.94	54.06
12	30	2014	3	17	4556	7.97	64	57196	2091	2465	45.90	54.10
12	16	2014	3	17	4554	7.96	65	57196	2048	2506	44.97	55.03
10	30	2014	5	18	4553	7.96	66	57196	2005	2548	44.04	55.96
9	11	2014	5	18	4551	7.96	67	57196	1991	2560	43.75	56.25

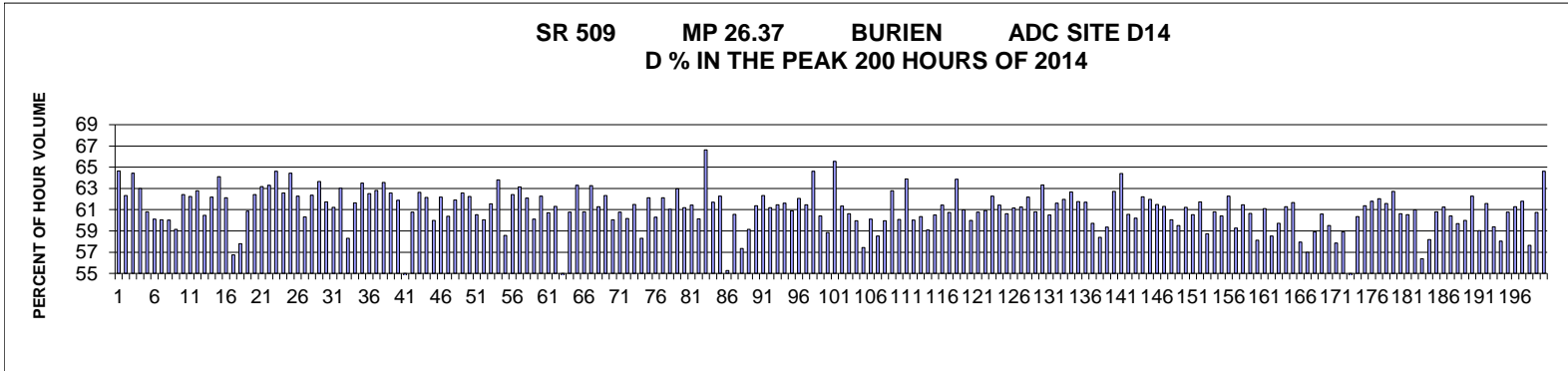
MO	DY	YR	DAY OF WK	HR	HR VOL	PERCENT OF AADT	HOUR NUMBER	AADT	EAST VOLUME	WEST VOLUME	PERCENT EAST IS OF TOTAL VOLUME	PERCENT WEST IS OF TOTAL VOLUME
10	9	2014	5	18	4550	7.96	68	57196	1999	2551	43.93	56.07
5	2	2014	6	17	4549	7.95	69	57196	2046	2503	44.98	55.02
10	10	2014	6	16	4549	7.95	70	57196	2123	2426	46.67	53.33
6	26	2014	5	18	4547	7.95	71	57196	2019	2528	44.40	55.60
12	17	2014	4	18	4547	7.95	72	57196	2031	2516	44.67	55.33
11	13	2014	5	17	4546	7.95	73	57196	2122	2424	46.68	53.32
2	27	2014	5	18	4544	7.94	74	57196	2066	2478	45.47	54.53
11	26	2014	4	16	4544	7.94	75	57196	2038	2506	44.85	55.15
12	24	2014	4	14	4542	7.94	76	57196	2171	2371	47.80	52.20
10	15	2014	4	17	4541	7.94	77	57196	2182	2359	48.05	51.95
8	7	2014	5	18	4540	7.94	78	57196	1936	2604	42.64	57.36
9	25	2014	5	18	4538	7.93	79	57196	2064	2474	45.48	54.52
2	13	2014	5	18	4535	7.93	80	57196	2020	2515	44.54	55.46
6	18	2014	4	17	4533	7.93	81	57196	2078	2455	45.84	54.16
10	6	2014	2	17	4532	7.92	82	57196	2061	2471	45.48	54.52
10	8	2014	4	18	4532	7.92	83	57196	2060	2472	45.45	54.55
4	18	2014	6	17	4531	7.92	84	57196	2084	2447	45.99	54.01
9	19	2014	6	18	4531	7.92	85	57196	2161	2370	47.69	52.31
3	14	2014	6	17	4526	7.91	86	57196	2065	2461	45.63	54.37
8	13	2014	4	18	4526	7.91	87	57196	2012	2514	44.45	55.55
3	21	2014	6	17	4525	7.91	88	57196	2052	2473	45.35	54.65
4	1	2014	3	17	4525	7.91	89	57196	2034	2491	44.95	55.05
4	11	2014	6	17	4524	7.91	90	57196	2000	2524	44.21	55.79
9	18	2014	5	18	4524	7.91	91	57196	2011	2513	44.45	55.55
10	28	2014	3	18	4523	7.91	92	57196	2107	2416	46.58	53.42
2	28	2014	6	17	4521	7.90	93	57196	2001	2520	44.26	55.74
4	25	2014	6	17	4521	7.90	94	57196	2056	2465	45.48	54.52
6	24	2014	3	17	4521	7.90	95	57196	2035	2486	45.01	54.99
6	11	2014	4	18	4520	7.90	96	57196	1888	2632	41.77	58.23
8	15	2014	6	16	4518	7.90	97	57196	1998	2520	44.22	55.78
9	17	2014	4	18	4518	7.90	98	57196	1993	2525	44.11	55.89
8	7	2014	5	17	4516	7.90	99	57196	2110	2406	46.72	53.28
8	22	2014	6	17	4516	7.90	100	57196	1994	2522	44.15	55.85
12	2	2014	3	17	4516	7.90	101	57196	2066	2450	45.75	54.25
8	1	2014	6	18	4515	7.89	102	57196	2119	2396	46.93	53.07
5	22	2014	5	17	4513	7.89	103	57196	1981	2532	43.90	56.10
2	14	2014	6	17	4510	7.89	104	57196	2168	2342	48.07	51.93
9	4	2014	5	17	4508	7.88	105	57196	1982	2526	43.97	56.03
6	19	2014	5	18	4506	7.88	106	57196	2073	2433	46.01	53.99
11	10	2014	2	17	4505	7.88	107	57196	2065	2440	45.84	54.16
8	20	2014	4	18	4504	7.87	108	57196	1987	2517	44.12	55.88
10	23	2014	5	16	4504	7.87	109	57196	2260	2244	50.18	49.82
8	27	2014	4	16	4503	7.87	110	57196	2269	2234	50.39	49.61
10	24	2014	6	16	4502	7.87	111	57196	2085	2417	46.31	53.69
1	24	2014	6	17	4500	7.87	112	57196	2033	2467	45.18	54.82
5	29	2014	5	18	4500	7.87	113	57196	2057	2443	45.71	54.29
6	13	2014	6	16	4500	7.87	114	57196	2113	2387	46.96	53.04
8	27	2014	4	12	4499	7.87	115	57196	2280	2219	50.68	49.32
10	24	2014	6	18	4499	7.87	116	57196	2034	2465	45.21	54.79
3	14	2014	6	18	4498	7.86	117	57196	2042	2456	45.40	54.60
4	4	2014	6	18	4498	7.86	118	57196	2034	2464	45.22	54.78
12	22	2014	2	16	4497	7.86	119	57196	2091	2406	46.50	53.50

MO	DY	YR	DAY OF WK	HR	HR VOL	PERCENT OF AADT	HOUR NUMBER	AADT	EAST VOLUME	WEST VOLUME	PERCENT EAST IS OF TOTAL VOLUME	PERCENT WEST IS OF TOTAL VOLUME
2	12	2014	4	18	4495	7.86	120	57196	1946	2549	43.29	56.71
8	5	2014	3	17	4495	7.86	121	57196	1963	2532	43.67	56.33
5	2	2014	6	18	4494	7.86	122	57196	2059	2435	45.82	54.18
6	30	2014	2	17	4492	7.85	123	57196	1994	2498	44.39	55.61
10	15	2014	4	18	4491	7.85	124	57196	2031	2460	45.22	54.78
6	18	2014	4	18	4490	7.85	125	57196	1973	2517	43.94	56.06
11	25	2014	3	17	4488	7.85	126	57196	2088	2400	46.52	53.48
10	16	2014	5	18	4487	7.84	127	57196	1965	2522	43.79	56.21
3	25	2014	3	18	4485	7.84	128	57196	1984	2501	44.24	55.76
6	11	2014	4	17	4485	7.84	129	57196	2026	2459	45.17	54.83
8	14	2014	5	17	4484	7.84	130	57196	2064	2420	46.03	53.97
11	12	2014	4	17	4483	7.84	131	57196	2059	2424	45.93	54.07
3	20	2014	5	17	4482	7.84	132	57196	1976	2506	44.09	55.91
9	8	2014	2	17	4482	7.84	133	57196	2037	2445	45.45	54.55
10	30	2014	5	17	4480	7.83	134	57196	2080	2400	46.43	53.57
5	16	2014	6	17	4479	7.83	135	57196	2086	2393	46.57	53.43
8	21	2014	5	17	4479	7.83	136	57196	2004	2475	44.74	55.26
6	5	2014	5	17	4477	7.83	137	57196	1944	2533	43.42	56.58
9	17	2014	4	17	4477	7.83	138	57196	2011	2466	44.92	55.08
4	16	2014	4	18	4475	7.82	139	57196	1927	2548	43.06	56.94
9	19	2014	6	16	4474	7.82	140	57196	2135	2339	47.72	52.28
9	30	2014	3	17	4474	7.82	141	57196	2051	2423	45.84	54.16
11	11	2014	3	17	4474	7.82	142	57196	2029	2445	45.35	54.65
12	1	2014	2	18	4474	7.82	143	57196	1964	2510	43.90	56.10
5	21	2014	4	18	4472	7.82	144	57196	1993	2479	44.57	55.43
12	24	2014	4	15	4472	7.82	145	57196	2146	2326	47.99	52.01
12	24	2014	4	16	4472	7.82	146	57196	2013	2459	45.01	54.99
9	10	2014	4	18	4471	7.82	147	57196	1993	2478	44.58	55.42
8	13	2014	4	17	4470	7.82	148	57196	2026	2444	45.32	54.68
9	9	2014	3	18	4470	7.82	149	57196	2014	2456	45.06	54.94
10	29	2014	4	17	4470	7.82	150	57196	2084	2386	46.62	53.38
8	29	2014	6	17	4468	7.81	151	57196	2040	2428	45.66	54.34
9	18	2014	5	17	4467	7.81	152	57196	1984	2483	44.41	55.59
10	7	2014	3	17	4467	7.81	153	57196	1994	2473	44.64	55.36
12	4	2014	5	17	4467	7.81	154	57196	2035	2432	45.56	54.44
9	2	2014	3	17	4466	7.81	155	57196	2038	2428	45.63	54.37
9	5	2014	6	16	4465	7.81	156	57196	2089	2376	46.79	53.21
9	5	2014	6	18	4464	7.80	157	57196	2103	2361	47.11	52.89
5	1	2014	5	17	4462	7.80	158	57196	2061	2401	46.19	53.81
5	9	2014	6	17	4460	7.80	159	57196	2052	2408	46.01	53.99
10	31	2014	6	18	4459	7.80	160	57196	2029	2430	45.50	54.50
3	7	2014	6	18	4456	7.79	161	57196	2001	2455	44.91	55.09
6	5	2014	5	18	4456	7.79	162	57196	1840	2616	41.29	58.71
6	9	2014	2	17	4456	7.79	163	57196	1957	2499	43.92	56.08
10	1	2014	4	17	4455	7.79	164	57196	1934	2521	43.41	56.59
10	16	2014	5	17	4455	7.79	165	57196	1987	2468	44.60	55.40
12	5	2014	6	18	4455	7.79	166	57196	2048	2407	45.97	54.03
2	7	2014	6	17	4454	7.79	167	57196	2074	2380	46.56	53.44
12	5	2014	6	16	4454	7.79	168	57196	2047	2407	45.96	54.04
9	3	2014	4	17	4453	7.79	169	57196	2113	2340	47.45	52.55
6	9	2014	2	18	4451	7.78	170	57196	2001	2450	44.96	55.04
10	23	2014	5	18	4450	7.78	171	57196	1890	2560	42.47	57.53

MO	DY	YR	DAY OF WK	HR	HR VOL	PERCENT OF AADT	HOUR NUMBER	AADT	EAST VOLUME	WEST VOLUME	PERCENT EAST IS OF TOTAL VOLUME	PERCENT WEST IS OF TOTAL VOLUME
9	16	2014	3	18	4448	7.78	172	57196	1940	2508	43.62	56.38
6	17	2014	3	18	4446	7.77	173	57196	1965	2481	44.20	55.80
11	19	2014	4	18	4445	7.77	174	57196	1948	2497	43.82	56.18
9	24	2014	4	18	4444	7.77	175	57196	2000	2444	45.00	55.00
6	16	2014	2	17	4442	7.77	176	57196	2043	2399	45.99	54.01
9	9	2014	3	17	4441	7.76	177	57196	1991	2450	44.83	55.17
9	16	2014	3	17	4440	7.76	178	57196	2033	2407	45.79	54.21
9	25	2014	5	17	4440	7.76	179	57196	2032	2408	45.77	54.23
9	24	2014	4	17	4439	7.76	180	57196	1962	2477	44.20	55.80
8	19	2014	3	18	4438	7.76	181	57196	2011	2427	45.31	54.69
12	17	2014	4	16	4438	7.76	182	57196	2000	2438	45.07	54.93
6	4	2014	4	17	4437	7.76	183	57196	2090	2347	47.10	52.90
12	15	2014	2	16	4436	7.76	184	57196	2026	2410	45.67	54.33
3	28	2014	6	18	4435	7.75	185	57196	2050	2385	46.22	53.78
8	12	2014	3	17	4434	7.75	186	57196	1987	2447	44.81	55.19
10	21	2014	3	17	4434	7.75	187	57196	1977	2457	44.59	55.41
5	23	2014	6	18	4433	7.75	188	57196	2098	2335	47.33	52.67
10	3	2014	6	18	4433	7.75	189	57196	1995	2438	45.00	55.00
6	5	2014	5	16	4431	7.75	190	57196	2126	2305	47.98	52.02
11	7	2014	6	16	4430	7.75	191	57196	2107	2323	47.56	52.44
5	14	2014	4	18	4429	7.74	192	57196	1917	2512	43.28	56.72
5	30	2014	6	18	4426	7.74	193	57196	1955	2471	44.17	55.83
6	25	2014	4	17	4426	7.74	194	57196	2025	2401	45.75	54.25
8	15	2014	6	18	4426	7.74	195	57196	2007	2419	45.35	54.65
3	21	2014	6	18	4424	7.73	196	57196	2028	2396	45.84	54.16
5	21	2014	4	17	4424	7.73	197	57196	1993	2431	45.05	54.95
10	1	2014	4	16	4424	7.73	198	57196	1828	2596	41.32	58.68
10	29	2014	4	18	4424	7.73	199	57196	1917	2507	43.33	56.67
12	4	2014	5	18	4424	7.73	200	57196	1900	2524	42.95	57.05



AADT= 58238 K 30 FACTOR= 9.95 K 100 FACTOR= 9.54 K 200 FACTOR= 9.21 D 30 FACTOR= 61.74



MO	DY	YR	DAY OF WK	HR	HR VOL	PERCENT OF AADT	HOUR NUMBER	AADT	NORTH VOLUME	SOUTH VOLUME	PERCENT NORTH IS OF TOTAL VOLUME	PERCENT SOUTH IS OF TOTAL VOLUME
8	27	2014	4	17	6127	10.52	1	58238	2166	3961	35.35	64.65
10	9	2014	5	17	6066	10.42	2	58238	2285	3781	37.67	62.33
10	15	2014	4	17	6057	10.40	3	58238	2153	3904	35.55	64.45
12	11	2014	5	17	6054	10.40	4	58238	2240	3814	37.00	63.00
12	12	2014	6	17	6050	10.39	5	58238	2372	3678	39.21	60.79
9	11	2014	5	17	6017	10.33	6	58238	2401	3616	39.90	60.10
12	5	2014	6	17	6012	10.32	7	58238	2401	3611	39.94	60.06
9	12	2014	6	17	5985	10.28	8	58238	2392	3593	39.97	60.03
6	12	2014	5	17	5948	10.21	9	58238	2430	3518	40.85	59.15
8	27	2014	4	18	5937	10.19	10	58238	2231	3706	37.58	62.42
12	19	2014	6	17	5935	10.19	11	58238	2241	3694	37.76	62.24
12	9	2014	3	17	5893	10.12	12	58238	2192	3701	37.20	62.80
10	1	2014	4	17	5889	10.11	13	58238	2328	3561	39.53	60.47
12	3	2014	4	17	5873	10.08	14	58238	2220	3653	37.80	62.20
8	27	2014	4	16	5867	10.07	15	58238	2105	3762	35.88	64.12

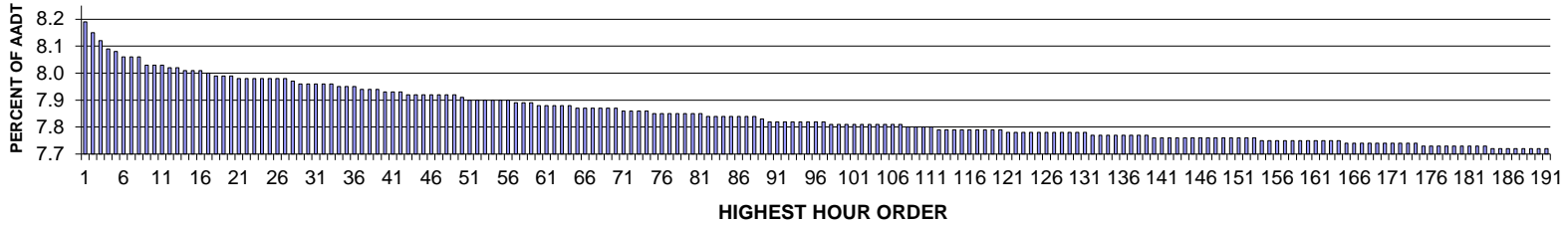
MO	DY	YR	DAY OF WK	HR	HR VOL	PERCENT OF AADT	HOUR NUMBER	AADT	NORTH VOLUME	SOUTH VOLUME	PERCENT NORTH IS OF TOTAL VOLUME	PERCENT SOUTH IS OF TOTAL VOLUME
10	2	2014	5	17	5856	10.06	16	58238	2217	3639	37.86	62.14
10	9	2014	5	18	5849	10.04	17	58238	2530	3319	43.26	56.74
6	26	2014	5	17	5848	10.04	18	58238	2468	3380	42.20	57.80
8	20	2014	4	17	5845	10.04	19	58238	2288	3557	39.14	60.86
10	6	2014	2	17	5841	10.03	20	58238	2194	3647	37.56	62.44
10	21	2014	3	17	5835	10.02	21	58238	2148	3687	36.81	63.19
12	1	2014	2	17	5830	10.01	22	58238	2140	3690	36.71	63.29
10	23	2014	5	16	5822	10.00	23	58238	2060	3762	35.38	64.62
9	29	2014	2	17	5817	9.99	24	58238	2177	3640	37.42	62.58
10	28	2014	3	17	5810	9.98	25	58238	2066	3744	35.56	64.44
6	4	2014	4	17	5807	9.97	26	58238	2190	3617	37.71	62.29
8	28	2014	5	17	5802	9.96	27	58238	2302	3500	39.68	60.32
9	25	2014	5	17	5802	9.96	28	58238	2184	3618	37.64	62.36
10	8	2014	4	17	5796	9.95	29	58238	2106	3690	36.34	63.66
12	17	2014	4	17	5792	9.95	30	58238	2216	3576	38.26	61.74
10	17	2014	6	17	5784	9.93	31	58238	2242	3542	38.76	61.24
12	15	2014	2	17	5769	9.91	32	58238	2132	3637	36.96	63.04
6	5	2014	5	17	5765	9.90	33	58238	2403	3362	41.68	58.32
9	17	2014	4	17	5764	9.90	34	58238	2211	3553	38.36	61.64
10	30	2014	5	17	5764	9.90	35	58238	2103	3661	36.49	63.51
7	30	2014	4	17	5756	9.88	36	58238	2157	3599	37.47	62.53
10	29	2014	4	17	5756	9.88	37	58238	2140	3616	37.18	62.82
12	2	2014	3	17	5755	9.88	38	58238	2096	3659	36.42	63.58
12	4	2014	5	17	5747	9.87	39	58238	2151	3596	37.43	62.57
6	18	2014	4	17	5738	9.85	40	58238	2187	3551	38.11	61.89
6	19	2014	5	18	5728	9.84	41	58238	2651	3077	46.28	53.72
6	6	2014	6	17	5718	9.82	42	58238	2244	3474	39.24	60.76
9	19	2014	6	17	5718	9.82	43	58238	2136	3582	37.36	62.64
12	16	2014	3	17	5712	9.81	44	58238	2162	3550	37.85	62.15
7	24	2014	5	17	5710	9.80	45	58238	2284	3426	40.00	60.00
9	10	2014	4	17	5707	9.80	46	58238	2157	3550	37.80	62.20
9	24	2014	4	17	5705	9.80	47	58238	2260	3445	39.61	60.39
8	5	2014	3	17	5703	9.79	48	58238	2172	3531	38.09	61.91
9	23	2014	3	17	5699	9.79	49	58238	2133	3566	37.43	62.57
9	16	2014	3	17	5697	9.78	50	58238	2150	3547	37.74	62.26
8	7	2014	5	17	5695	9.78	51	58238	2247	3448	39.46	60.54
7	31	2014	5	17	5691	9.77	52	58238	2273	3418	39.94	60.06
10	16	2014	5	17	5690	9.77	53	58238	2187	3503	38.44	61.56
8	6	2014	4	17	5689	9.77	54	58238	2059	3630	36.19	63.81
7	9	2014	4	17	5682	9.76	55	58238	2353	3329	41.41	58.59
9	9	2014	3	17	5677	9.75	56	58238	2132	3545	37.56	62.44
10	27	2014	2	17	5677	9.75	57	58238	2092	3585	36.85	63.15
8	21	2014	5	17	5676	9.75	58	58238	2152	3524	37.91	62.09
5	22	2014	5	17	5670	9.74	59	58238	2261	3409	39.88	60.12
5	29	2014	5	17	5670	9.74	60	58238	2138	3532	37.71	62.29
12	18	2014	5	17	5667	9.73	61	58238	2226	3441	39.28	60.72
10	7	2014	3	17	5665	9.73	62	58238	2192	3473	38.69	61.31
6	12	2014	5	18	5664	9.73	63	58238	2614	3050	46.15	53.85
5	8	2014	5	17	5662	9.72	64	58238	2222	3440	39.24	60.76
8	6	2014	4	18	5662	9.72	65	58238	2078	3584	36.70	63.30
6	11	2014	4	17	5660	9.72	66	58238	2219	3441	39.20	60.80
10	14	2014	3	17	5658	9.72	67	58238	2079	3579	36.74	63.26

MO	DY	YR	DAY OF WK	HR	HR VOL	PERCENT OF AADT	HOUR NUMBER	AADT	NORTH VOLUME	SOUTH VOLUME	PERCENT NORTH IS OF TOTAL VOLUME	PERCENT SOUTH IS OF TOTAL VOLUME
6	19	2014	5	17	5653	9.71	68	58238	2189	3464	38.72	61.28
7	23	2014	4	18	5651	9.70	69	58238	2129	3522	37.67	62.33
8	27	2014	4	15	5651	9.70	70	58238	2257	3394	39.94	60.06
12	11	2014	5	18	5644	9.69	71	58238	2214	3430	39.23	60.77
9	11	2014	5	18	5643	9.69	72	58238	2248	3395	39.84	60.16
9	30	2014	3	17	5643	9.69	73	58238	2173	3470	38.51	61.49
6	13	2014	6	17	5636	9.68	74	58238	2349	3287	41.68	58.32
8	12	2014	3	17	5635	9.68	75	58238	2134	3501	37.87	62.13
4	17	2014	5	17	5633	9.67	76	58238	2237	3396	39.71	60.29
4	16	2014	4	17	5625	9.66	77	58238	2131	3494	37.88	62.12
5	7	2014	4	17	5623	9.66	78	58238	2191	3432	38.96	61.04
8	1	2014	6	17	5618	9.65	79	58238	2081	3537	37.04	62.96
3	20	2014	5	17	5613	9.64	80	58238	2178	3435	38.80	61.20
7	10	2014	5	17	5605	9.62	81	58238	2161	3444	38.55	61.45
10	31	2014	6	17	5604	9.62	82	58238	2234	3370	39.86	60.14
2	5	2014	4	17	5602	9.62	83	58238	1870	3732	33.38	66.62
4	24	2014	5	17	5602	9.62	84	58238	2145	3457	38.29	61.71
10	23	2014	5	17	5598	9.61	85	58238	2112	3486	37.73	62.27
10	1	2014	4	16	5597	9.61	86	58238	2504	3093	44.74	55.26
5	15	2014	5	17	5596	9.61	87	58238	2207	3389	39.44	60.56
7	31	2014	5	18	5592	9.60	88	58238	2385	3207	42.65	57.35
12	18	2014	5	18	5592	9.60	89	58238	2284	3308	40.84	59.16
5	21	2014	4	17	5588	9.60	90	58238	2158	3430	38.62	61.38
8	14	2014	5	17	5588	9.60	91	58238	2104	3484	37.65	62.35
12	10	2014	4	17	5585	9.59	92	58238	2167	3418	38.80	61.20
5	1	2014	5	17	5578	9.58	93	58238	2149	3429	38.53	61.47
12	16	2014	3	18	5578	9.58	94	58238	2141	3437	38.38	61.62
10	3	2014	6	17	5568	9.56	95	58238	2177	3391	39.10	60.90
9	3	2014	4	17	5566	9.56	96	58238	2111	3455	37.93	62.07
10	22	2014	4	17	5563	9.55	97	58238	2144	3419	38.54	61.46
3	25	2014	3	17	5562	9.55	98	58238	1968	3594	35.38	64.62
5	28	2014	4	17	5559	9.55	99	58238	2200	3359	39.58	60.42
8	7	2014	5	18	5557	9.54	100	58238	2286	3271	41.14	58.86
10	15	2014	4	16	5557	9.54	101	58238	1915	3642	34.46	65.54
10	24	2014	6	17	5549	9.53	102	58238	2145	3404	38.66	61.34
9	18	2014	5	17	5542	9.52	103	58238	2183	3359	39.39	60.61
5	8	2014	5	18	5541	9.51	104	58238	2218	3323	40.03	59.97
7	17	2014	5	18	5540	9.51	105	58238	2357	3183	42.55	57.45
5	30	2014	6	17	5539	9.51	106	58238	2209	3330	39.88	60.12
10	10	2014	6	17	5539	9.51	107	58238	2297	3242	41.47	58.53
10	30	2014	5	18	5538	9.51	108	58238	2218	3320	40.05	59.95
3	27	2014	5	17	5537	9.51	109	58238	2060	3477	37.20	62.80
4	25	2014	6	17	5535	9.50	110	58238	2209	3326	39.91	60.09
1	29	2014	4	17	5531	9.50	111	58238	1996	3535	36.09	63.91
5	29	2014	5	18	5524	9.49	112	58238	2209	3315	39.99	60.01
12	3	2014	4	18	5524	9.49	113	58238	2191	3333	39.66	60.34
12	4	2014	5	18	5523	9.48	114	58238	2260	3263	40.92	59.08
12	17	2014	4	18	5519	9.48	115	58238	2180	3339	39.50	60.50
6	25	2014	4	17	5517	9.47	116	58238	2128	3389	38.57	61.43
7	22	2014	3	17	5514	9.47	117	58238	2165	3349	39.26	60.74
10	20	2014	2	17	5512	9.46	118	58238	1992	3520	36.14	63.86
8	13	2014	4	17	5511	9.46	119	58238	2150	3361	39.01	60.99

MO	DY	YR	DAY OF WK	HR	HR VOL	PERCENT OF AADT	HOUR NUMBER	AADT	NORTH VOLUME	SOUTH VOLUME	PERCENT NORTH IS OF TOTAL VOLUME	PERCENT SOUTH IS OF TOTAL VOLUME
7	30	2014	4	18	5509	9.46	120	58238	2204	3305	40.01	59.99
9	8	2014	2	17	5508	9.46	121	58238	2160	3348	39.22	60.78
4	3	2014	5	17	5503	9.45	122	58238	2151	3352	39.09	60.91
12	22	2014	2	17	5503	9.45	123	58238	2076	3427	37.72	62.28
5	27	2014	3	17	5502	9.45	124	58238	2122	3380	38.57	61.43
4	1	2014	3	17	5499	9.44	125	58238	2166	3333	39.39	60.61
5	13	2014	3	17	5499	9.44	126	58238	2135	3364	38.83	61.17
3	28	2014	6	17	5498	9.44	127	58238	2130	3368	38.74	61.26
4	30	2014	4	17	5498	9.44	128	58238	2079	3419	37.81	62.19
5	14	2014	4	17	5498	9.44	129	58238	2156	3342	39.21	60.79
7	29	2014	3	17	5493	9.43	130	58238	2014	3479	36.66	63.34
7	17	2014	5	17	5492	9.43	131	58238	2169	3323	39.49	60.51
6	16	2014	2	17	5491	9.43	132	58238	2108	3383	38.39	61.61
9	5	2014	6	17	5491	9.43	133	58238	2087	3404	38.01	61.99
12	9	2014	3	18	5488	9.42	134	58238	2049	3439	37.34	62.66
12	1	2014	2	18	5486	9.42	135	58238	2097	3389	38.22	61.78
10	28	2014	3	18	5481	9.41	136	58238	2099	3382	38.30	61.70
7	8	2014	3	17	5479	9.41	137	58238	2207	3272	40.28	59.72
9	10	2014	4	18	5478	9.41	138	58238	2279	3199	41.60	58.40
7	11	2014	6	17	5475	9.40	139	58238	2225	3250	40.64	59.36
6	3	2014	3	17	5469	9.39	140	58238	2038	3431	37.26	62.74
5	29	2014	5	16	5467	9.39	141	58238	1946	3521	35.60	64.40
8	11	2014	2	17	5467	9.39	142	58238	2156	3311	39.44	60.56
12	12	2014	6	16	5466	9.39	143	58238	2175	3291	39.79	60.21
10	15	2014	4	18	5465	9.38	144	58238	2065	3400	37.79	62.21
12	8	2014	2	17	5464	9.38	145	58238	2077	3387	38.01	61.99
7	16	2014	4	17	5463	9.38	146	58238	2104	3359	38.51	61.49
5	9	2014	6	17	5461	9.38	147	58238	2113	3348	38.69	61.31
5	23	2014	6	17	5457	9.37	148	58238	2180	3277	39.95	60.05
9	18	2014	5	18	5457	9.37	149	58238	2210	3247	40.50	59.50
5	20	2014	3	17	5456	9.37	150	58238	2116	3340	38.78	61.22
9	4	2014	5	17	5453	9.36	151	58238	2153	3300	39.48	60.52
9	15	2014	2	17	5453	9.36	152	58238	2087	3366	38.27	61.73
10	2	2014	5	18	5448	9.35	153	58238	2249	3199	41.28	58.72
10	13	2014	2	17	5448	9.35	154	58238	2136	3312	39.21	60.79
10	1	2014	4	18	5446	9.35	155	58238	2156	3290	39.59	60.41
7	23	2014	4	17	5444	9.35	156	58238	2053	3391	37.71	62.29
9	25	2014	5	18	5444	9.35	157	58238	2218	3226	40.74	59.26
6	9	2014	2	17	5434	9.33	158	58238	2094	3340	38.54	61.46
6	17	2014	3	17	5434	9.33	159	58238	2139	3295	39.36	60.64
9	17	2014	4	18	5434	9.33	160	58238	2275	3159	41.87	58.13
2	26	2014	4	17	5431	9.33	161	58238	2112	3319	38.89	61.11
10	16	2014	5	18	5425	9.32	162	58238	2250	3175	41.47	58.53
5	15	2014	5	18	5423	9.31	163	58238	2185	3238	40.29	59.71
6	2	2014	2	17	5423	9.31	164	58238	2099	3324	38.71	61.29
3	19	2014	4	17	5421	9.31	165	58238	2078	3343	38.33	61.67
8	15	2014	6	17	5419	9.30	166	58238	2278	3141	42.04	57.96
6	11	2014	4	18	5418	9.30	167	58238	2331	3087	43.02	56.98
12	12	2014	6	18	5415	9.30	168	58238	2225	3190	41.09	58.91
6	24	2014	3	17	5413	9.29	169	58238	2134	3279	39.42	60.58
8	21	2014	5	18	5412	9.29	170	58238	2192	3220	40.50	59.50
8	28	2014	5	18	5410	9.29	171	58238	2279	3131	42.13	57.87

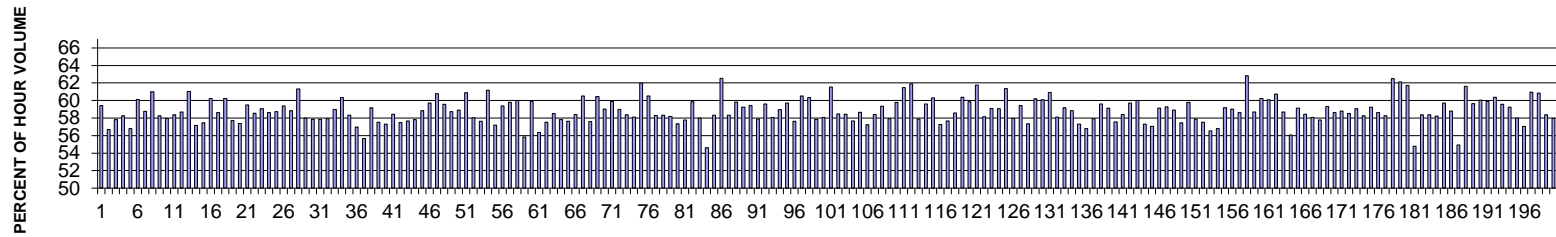
MO	DY	YR	DAY OF WK	HR	HR VOL	PERCENT OF AADT	HOUR NUMBER	AADT	NORTH VOLUME	SOUTH VOLUME	PERCENT NORTH IS OF TOTAL VOLUME	PERCENT SOUTH IS OF TOTAL VOLUME
1	31	2014	6	17	5409	9.29	172	58238	2222	3187	41.08	58.92
2	14	2014	6	18	5403	9.28	173	58238	2462	2941	45.57	54.43
4	4	2014	6	17	5403	9.28	174	58238	2143	3260	39.66	60.34
2	12	2014	4	17	5398	9.27	175	58238	2085	3313	38.63	61.37
4	29	2014	3	17	5397	9.27	176	58238	2061	3336	38.19	61.81
8	19	2014	3	17	5396	9.27	177	58238	2049	3347	37.97	62.03
12	19	2014	6	16	5396	9.27	178	58238	2072	3324	38.40	61.60
8	18	2014	2	17	5391	9.26	179	58238	2009	3382	37.27	62.73
2	19	2014	4	17	5390	9.26	180	58238	2122	3268	39.37	60.63
3	14	2014	6	17	5390	9.26	181	58238	2128	3262	39.48	60.52
5	6	2014	3	17	5390	9.26	182	58238	2103	3287	39.02	60.98
7	9	2014	4	18	5385	9.25	183	58238	2349	3036	43.62	56.38
9	9	2014	3	18	5383	9.24	184	58238	2250	3133	41.80	58.20
2	27	2014	5	17	5381	9.24	185	58238	2109	3272	39.19	60.81
7	2	2014	4	17	5379	9.24	186	58238	2084	3295	38.74	61.26
6	20	2014	6	17	5376	9.23	187	58238	2128	3248	39.58	60.42
5	14	2014	4	18	5375	9.23	188	58238	2167	3208	40.32	59.68
2	28	2014	6	17	5374	9.23	189	58238	2150	3224	40.01	59.99
5	16	2014	6	17	5374	9.23	190	58238	2027	3347	37.72	62.28
6	27	2014	6	17	5374	9.23	191	58238	2202	3172	40.98	59.02
4	2	2014	4	17	5372	9.22	192	58238	2063	3309	38.40	61.60
7	25	2014	6	17	5372	9.22	193	58238	2181	3191	40.60	59.40
9	12	2014	6	18	5371	9.22	194	58238	2253	3118	41.95	58.05
10	8	2014	4	18	5370	9.22	195	58238	2106	3264	39.22	60.78
4	15	2014	3	17	5367	9.22	196	58238	2077	3290	38.70	61.30
3	24	2014	2	17	5365	9.21	197	58238	2049	3316	38.19	61.81
8	22	2014	6	17	5364	9.21	198	58238	2272	3092	42.36	57.64
1	30	2014	5	17	5362	9.21	199	58238	2105	3257	39.26	60.74
2	5	2014	4	18	5361	9.21	200	58238	1897	3464	35.39	64.61

**SR 512 MP 1.53 PARKLAND ADC SITE D3
K FOR FOR PEAK 200 HOURS OF 2014**



AADT= 87830 K 30 FACTOR= 7.91 K 100 FACTOR= 7.76 K 200 FACTOR= 7.65 D 30 FACTOR= 57.86

**SR 512 MP 1.53 PARKLAND ADC SITE D3
D % IN THE PEAK 200 HOURS OF 2014**



MO	DY	YR	DAY OF WK	HR	HR VOL	PERCENT OF AADT	HOUR NUMBER	AADT	EAST VOLUME	WEST VOLUME	PERCENT EAST IS OF TOTAL VOLUME	PERCENT WEST IS OF TOTAL VOLUME	
2	26	2014	4	17	7148	8.14	1	87830	4248	2900	59.43	40.57	59.43
2	28	2014	6	16	7117	8.10	2	87830	4034	3083	56.68	43.32	56.68
2	27	2014	5	16	7090	8.07	3	87830	4098	2992	57.80	42.20	57.80
4	25	2014	6	16	7059	8.04	4	87830	4112	2947	58.25	41.75	58.25
3	14	2014	6	16	7053	8.03	5	87830	4007	3046	56.81	43.19	56.81
4	21	2014	2	17	7037	8.01	6	87830	4230	2807	60.11	39.89	60.11
4	10	2014	5	16	7036	8.01	7	87830	4135	2901	58.77	41.23	58.77
4	1	2014	3	17	7035	8.01	8	87830	4290	2745	60.98	39.02	60.98
5	6	2014	3	16	7008	7.98	9	87830	4082	2926	58.25	41.75	58.25
5	29	2014	5	17	7008	7.98	10	87830	4062	2946	57.96	42.04	57.96
12	19	2014	6	16	7005	7.98	11	87830	4088	2917	58.36	41.64	58.36
4	30	2014	4	16	7003	7.97	12	87830	4111	2892	58.70	41.30	58.70
9	23	2014	3	8	6996	7.97	13	87830	2727	4269	38.98	61.02	61.02
3	21	2014	6	16	6995	7.96	14	87830	3999	2996	57.17	42.83	57.17
6	12	2014	5	16	6991	7.96	15	87830	4017	2974	57.46	42.54	57.46

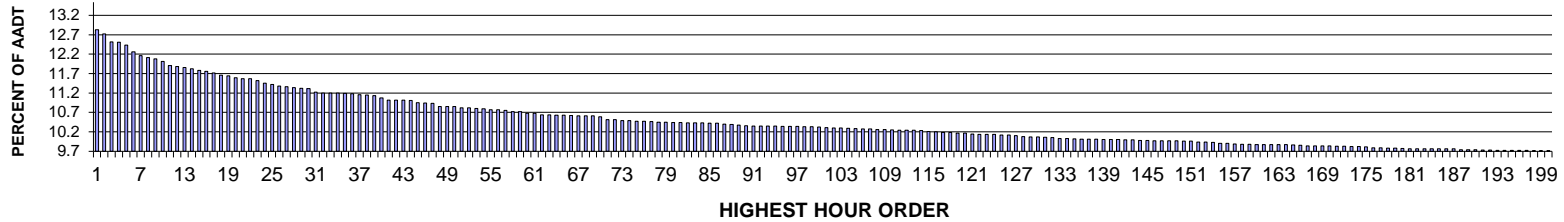
MO	DY	YR	DAY OF WK	HR	HR VOL	PERCENT OF AADT	HOUR NUMBER	AADT	EAST VOLUME	WEST VOLUME	PERCENT EAST IS OF TOTAL VOLUME	PERCENT WEST IS OF TOTAL VOLUME	
3	18	2014	3	17	6987	7.96	16	87830	4207	2780	60.21	39.79	60.21
11	12	2014	4	17	6983	7.95	17	87830	4093	2890	58.61	41.39	58.61
1	31	2014	6	16	6975	7.94	18	87830	4202	2773	60.24	39.76	60.24
5	1	2014	5	16	6971	7.94	19	87830	4022	2949	57.70	42.30	57.70
5	15	2014	5	16	6970	7.94	20	87830	4000	2970	57.39	42.61	57.39
2	21	2014	6	17	6969	7.93	21	87830	4145	2824	59.48	40.52	59.48
1	24	2014	6	16	6966	7.93	22	87830	4077	2889	58.53	41.47	58.53
1	31	2014	6	17	6966	7.93	23	87830	4115	2851	59.07	40.93	59.07
9	26	2014	6	16	6965	7.93	24	87830	4083	2882	58.62	41.38	58.62
9	25	2014	5	16	6964	7.93	25	87830	4089	2875	58.72	41.28	58.72
6	3	2014	3	17	6963	7.93	26	87830	4136	2827	59.40	40.60	59.40
6	10	2014	3	17	6962	7.93	27	87830	4095	2867	58.82	41.18	58.82
2	4	2014	3	17	6953	7.92	28	87830	4263	2690	61.31	38.69	61.31
10	29	2014	4	17	6951	7.91	29	87830	4032	2919	58.01	41.99	58.01
3	13	2014	5	16	6949	7.91	30	87830	4021	2928	57.86	42.14	57.86
10	2	2014	5	8	6947	7.91	31	87830	2929	4018	42.16	57.84	57.84
10	24	2014	6	16	6947	7.91	32	87830	4023	2924	57.91	42.09	57.91
4	29	2014	3	17	6943	7.91	33	87830	4096	2847	58.99	41.01	58.99
4	28	2014	2	17	6940	7.90	34	87830	4187	2753	60.33	39.67	60.33
2	21	2014	6	16	6937	7.90	35	87830	4047	2890	58.34	41.66	58.34
5	22	2014	5	17	6935	7.90	36	87830	3952	2983	56.99	43.01	56.99
2	14	2014	6	16	6928	7.89	37	87830	3856	3072	55.66	44.34	55.66
4	29	2014	3	16	6928	7.89	38	87830	4098	2830	59.15	40.85	59.15
3	20	2014	5	16	6926	7.89	39	87830	3985	2941	57.54	42.46	57.54
6	13	2014	6	16	6925	7.88	40	87830	3969	2956	57.31	42.69	57.31
10	16	2014	5	17	6921	7.88	41	87830	4045	2876	58.45	41.55	58.45
9	10	2014	4	16	6917	7.88	42	87830	3977	2940	57.50	42.50	57.50
5	14	2014	4	16	6916	7.87	43	87830	3989	2927	57.68	42.32	57.68
6	5	2014	5	16	6915	7.87	44	87830	3999	2916	57.83	42.17	57.83
3	12	2014	4	16	6912	7.87	45	87830	4067	2845	58.84	41.16	58.84
4	14	2014	2	17	6912	7.87	46	87830	4127	2785	59.71	40.29	59.71
2	25	2014	3	17	6908	7.87	47	87830	4198	2710	60.77	39.23	60.77
9	25	2014	5	17	6908	7.87	48	87830	4115	2793	59.57	40.43	59.57
11	13	2014	5	17	6908	7.87	49	87830	4056	2852	58.71	41.29	58.71
9	4	2014	5	16	6904	7.86	50	87830	4067	2837	58.91	41.09	58.91
11	19	2014	4	8	6898	7.85	51	87830	2698	4200	39.11	60.89	60.89
2	13	2014	5	17	6897	7.85	52	87830	4003	2894	58.04	41.96	58.04
4	18	2014	6	16	6893	7.85	53	87830	3974	2919	57.65	42.35	57.65
2	27	2014	5	8	6891	7.85	54	87830	2676	4215	38.83	61.17	61.17
5	16	2014	6	16	6891	7.85	55	87830	3942	2949	57.21	42.79	57.21
10	14	2014	3	17	6891	7.85	56	87830	4092	2799	59.38	40.62	59.38
6	17	2014	3	17	6890	7.84	57	87830	4118	2772	59.77	40.23	59.77
1	15	2014	4	17	6887	7.84	58	87830	4133	2754	60.01	39.99	60.01
6	6	2014	6	16	6882	7.84	59	87830	3844	3038	55.86	44.14	55.86
4	7	2014	2	17	6881	7.83	60	87830	4120	2761	59.88	40.12	59.88
6	11	2014	4	16	6881	7.83	61	87830	3879	3002	56.37	43.63	56.37
2	27	2014	5	17	6879	7.83	62	87830	3958	2921	57.54	42.46	57.54
10	31	2014	6	16	6876	7.83	63	87830	4024	2852	58.52	41.48	58.52
5	22	2014	5	16	6873	7.83	64	87830	3973	2900	57.81	42.19	57.81
4	9	2014	4	16	6872	7.82	65	87830	3961	2911	57.64	42.36	57.64
6	10	2014	3	16	6870	7.82	66	87830	4012	2858	58.40	41.60	58.40
3	20	2014	5	17	6868	7.82	67	87830	4157	2711	60.53	39.47	60.53

MO	DY	YR	DAY OF WK	HR	HR VOL	PERCENT OF AADT	HOUR NUMBER	AADT	EAST VOLUME	WEST VOLUME	PERCENT EAST IS OF TOTAL VOLUME	PERCENT WEST IS OF TOTAL VOLUME	
5	29	2014	5	16	6868	7.82	68	87830	3956	2912	57.60	42.40	57.6
3	4	2014	3	17	6864	7.82	69	87830	4148	2716	60.43	39.57	60.43
10	1	2014	4	17	6864	7.82	70	87830	4052	2812	59.03	40.97	59.03
3	3	2014	2	17	6861	7.81	71	87830	4110	2751	59.90	40.10	59.9
12	9	2014	3	17	6861	7.81	72	87830	4048	2813	59.00	41.00	59
5	21	2014	4	16	6858	7.81	73	87830	4003	2855	58.37	41.63	58.37
12	12	2014	6	16	6857	7.81	74	87830	3984	2873	58.10	41.90	58.1
10	1	2014	4	8	6853	7.80	75	87830	2606	4247	38.03	61.97	61.97
1	22	2014	4	17	6851	7.80	76	87830	4146	2705	60.52	39.48	60.52
2	25	2014	3	16	6851	7.80	77	87830	3993	2858	58.28	41.72	58.28
2	26	2014	4	16	6850	7.80	78	87830	3996	2854	58.34	41.66	58.34
3	13	2014	5	17	6848	7.80	79	87830	3984	2864	58.18	41.82	58.18
6	4	2014	4	16	6847	7.80	80	87830	3927	2920	57.35	42.65	57.35
10	1	2014	4	16	6847	7.80	81	87830	3956	2891	57.78	42.22	57.78
6	3	2014	3	18	6844	7.79	82	87830	4097	2747	59.86	40.14	59.86
9	19	2014	6	16	6843	7.79	83	87830	3968	2875	57.99	42.01	57.99
2	28	2014	6	15	6842	7.79	84	87830	3737	3105	54.62	45.38	54.62
9	24	2014	4	16	6841	7.79	85	87830	3990	2851	58.32	41.68	58.32
5	6	2014	3	8	6839	7.79	86	87830	2562	4277	37.46	62.54	62.54
2	13	2014	5	16	6838	7.79	87	87830	3989	2849	58.34	41.66	58.34
3	25	2014	3	17	6838	7.79	88	87830	4090	2748	59.81	40.19	59.81
12	2	2014	3	16	6830	7.78	89	87830	4047	2783	59.25	40.75	59.25
6	26	2014	5	17	6828	7.77	90	87830	4058	2770	59.43	40.57	59.43
10	24	2014	6	17	6827	7.77	91	87830	3953	2874	57.90	42.10	57.9
2	27	2014	5	18	6825	7.77	92	87830	4067	2758	59.59	40.41	59.59
6	18	2014	4	17	6824	7.77	93	87830	3963	2861	58.07	41.93	58.07
11	4	2014	3	17	6823	7.77	94	87830	4021	2802	58.93	41.07	58.93
9	8	2014	2	17	6821	7.77	95	87830	4072	2749	59.70	40.30	59.7
12	3	2014	4	16	6821	7.77	96	87830	3930	2891	57.62	42.38	57.62
9	24	2014	4	17	6820	7.77	97	87830	4127	2693	60.51	39.49	60.51
4	2	2014	4	17	6819	7.76	98	87830	4113	2706	60.32	39.68	60.32
6	19	2014	5	17	6819	7.76	99	87830	3945	2874	57.85	42.15	57.85
5	16	2014	6	17	6818	7.76	100	87830	3960	2858	58.08	41.92	58.08
9	30	2014	3	8	6817	7.76	101	87830	2621	4196	38.45	61.55	61.55
9	17	2014	4	16	6815	7.76	102	87830	3985	2830	58.47	41.53	58.47
3	17	2014	2	16	6814	7.76	103	87830	3983	2831	58.45	41.55	58.45
6	11	2014	4	17	6814	7.76	104	87830	3929	2885	57.66	42.34	57.66
1	16	2014	5	16	6812	7.76	105	87830	3995	2817	58.65	41.35	58.65
1	17	2014	6	16	6812	7.76	106	87830	3898	2914	57.22	42.78	57.22
12	16	2014	3	16	6812	7.76	107	87830	3978	2834	58.40	41.60	58.4
4	15	2014	3	17	6809	7.75	108	87830	4041	2768	59.35	40.65	59.35
5	28	2014	4	16	6808	7.75	109	87830	3944	2864	57.93	42.07	57.93
2	12	2014	4	17	6807	7.75	110	87830	4069	2738	59.78	40.22	59.78
1	28	2014	3	17	6804	7.75	111	87830	4181	2623	61.45	38.55	61.45
3	10	2014	2	17	6802	7.74	112	87830	4211	2591	61.91	38.09	61.91
11	18	2014	3	16	6801	7.74	113	87830	3938	2863	57.90	42.10	57.9
9	17	2014	4	8	6800	7.74	114	87830	2747	4053	40.40	59.60	59.6
1	23	2014	5	17	6799	7.74	115	87830	4100	2699	60.30	39.70	60.3
5	30	2014	6	16	6799	7.74	116	87830	3894	2905	57.27	42.73	57.27
12	22	2014	2	16	6797	7.74	117	87830	3919	2878	57.66	42.34	57.66
3	7	2014	6	17	6794	7.74	118	87830	3979	2815	58.57	41.43	58.57
3	13	2014	5	18	6794	7.74	119	87830	4101	2693	60.36	39.64	60.36

MO	DY	YR	DAY OF WK	HR	HR VOL	PERCENT OF AADT	HOUR NUMBER	AADT	EAST VOLUME	WEST VOLUME	PERCENT EAST IS OF TOTAL VOLUME	PERCENT WEST IS OF TOTAL VOLUME	
10	6	2014	2	8	6794	7.74	120	87830	2728	4066	40.15	59.85	59.85
1	27	2014	2	17	6793	7.73	121	87830	4196	2597	61.77	38.23	61.77
3	11	2014	3	16	6793	7.73	122	87830	3949	2844	58.13	41.87	58.13
12	15	2014	2	16	6793	7.73	123	87830	4013	2780	59.08	40.92	59.08
5	27	2014	3	16	6792	7.73	124	87830	4011	2781	59.05	40.95	59.05
3	24	2014	2	17	6791	7.73	125	87830	4166	2625	61.35	38.65	61.35
6	18	2014	4	16	6791	7.73	126	87830	3937	2854	57.97	42.03	57.97
4	10	2014	5	17	6789	7.73	127	87830	4034	2755	59.42	40.58	59.42
4	30	2014	4	17	6788	7.73	128	87830	3893	2895	57.35	42.65	57.35
3	11	2014	3	17	6786	7.73	129	87830	4085	2701	60.20	39.80	60.2
9	22	2014	2	17	6786	7.73	130	87830	4076	2710	60.06	39.94	60.06
11	5	2014	4	8	6785	7.73	131	87830	2652	4133	39.09	60.91	60.91
11	6	2014	5	17	6784	7.72	132	87830	3942	2842	58.11	41.89	58.11
5	28	2014	4	17	6783	7.72	133	87830	4012	2771	59.15	40.85	59.15
10	3	2014	6	16	6782	7.72	134	87830	3990	2792	58.83	41.17	58.83
2	28	2014	6	17	6781	7.72	135	87830	3886	2895	57.31	42.69	57.31
9	18	2014	5	17	6781	7.72	136	87830	3852	2929	56.81	43.19	56.81
11	19	2014	4	17	6780	7.72	137	87830	3928	2852	57.94	42.06	57.94
12	15	2014	2	17	6779	7.72	138	87830	4040	2739	59.60	40.40	59.6
5	13	2014	3	17	6778	7.72	139	87830	4007	2771	59.12	40.88	59.12
4	25	2014	6	17	6776	7.71	140	87830	3900	2876	57.56	42.44	57.56
4	23	2014	4	16	6775	7.71	141	87830	3957	2818	58.41	41.59	58.41
5	19	2014	2	17	6774	7.71	142	87830	4046	2728	59.73	40.27	59.73
10	27	2014	2	17	6774	7.71	143	87830	4066	2708	60.02	39.98	60.02
11	20	2014	5	17	6774	7.71	144	87830	3882	2892	57.31	42.69	57.31
5	2	2014	6	16	6773	7.71	145	87830	3865	2908	57.06	42.94	57.06
5	20	2014	3	16	6772	7.71	146	87830	4005	2767	59.14	40.86	59.14
5	28	2014	4	18	6772	7.71	147	87830	4015	2757	59.29	40.71	59.29
11	19	2014	4	16	6772	7.71	148	87830	3990	2782	58.92	41.08	58.92
12	5	2014	6	16	6771	7.71	149	87830	3890	2881	57.45	42.55	57.45
1	3	2014	6	16	6770	7.71	150	87830	4047	2723	59.78	40.22	59.78
9	17	2014	4	17	6770	7.71	151	87830	3918	2852	57.87	42.13	57.87
10	23	2014	5	16	6769	7.71	152	87830	3895	2874	57.54	42.46	57.54
11	14	2014	6	16	6769	7.71	153	87830	3827	2942	56.54	43.46	56.54
6	19	2014	5	16	6767	7.70	154	87830	3843	2924	56.79	43.21	56.79
2	14	2014	6	17	6766	7.70	155	87830	4003	2763	59.16	40.84	59.16
4	1	2014	3	16	6766	7.70	156	87830	3993	2773	59.02	40.98	59.02
4	21	2014	2	16	6766	7.70	157	87830	3965	2801	58.60	41.40	58.6
6	5	2014	5	8	6765	7.70	158	87830	2515	4250	37.18	62.82	62.82
9	16	2014	3	16	6764	7.70	159	87830	3970	2794	58.69	41.31	58.69
3	31	2014	2	17	6761	7.70	160	87830	4071	2690	60.21	39.79	60.21
1	16	2014	5	17	6760	7.70	161	87830	4061	2699	60.07	39.93	60.07
1	21	2014	3	17	6760	7.70	162	87830	4106	2654	60.74	39.26	60.74
6	2	2014	2	16	6760	7.70	163	87830	3967	2793	58.68	41.32	58.68
2	14	2014	6	15	6759	7.70	164	87830	3789	2970	56.06	43.94	56.06
3	12	2014	4	17	6758	7.69	165	87830	3997	2761	59.14	40.86	59.14
5	15	2014	5	17	6758	7.69	166	87830	3950	2808	58.45	41.55	58.45
1	23	2014	5	16	6757	7.69	167	87830	3924	2833	58.07	41.93	58.07
12	16	2014	3	17	6755	7.69	168	87830	3904	2851	57.79	42.21	57.79
10	8	2014	4	17	6754	7.69	169	87830	4005	2749	59.30	40.70	59.3
4	15	2014	3	16	6753	7.69	170	87830	3958	2795	58.61	41.39	58.61
4	18	2014	6	17	6753	7.69	171	87830	3971	2782	58.80	41.20	58.8

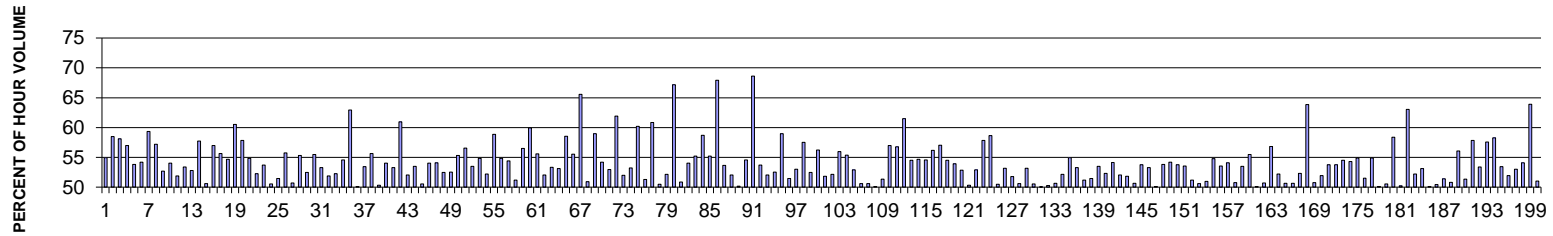
MO	DY	YR	DAY OF WK	HR	HR VOL	PERCENT OF AADT	HOUR NUMBER	AADT	EAST VOLUME	WEST VOLUME	PERCENT EAST IS OF TOTAL VOLUME	PERCENT WEST IS OF TOTAL VOLUME	
4	4	2014	6	16	6752	7.69	172	87830	3949	2803	58.49	41.51	58.49
4	22	2014	3	16	6752	7.69	173	87830	3987	2765	59.05	40.95	59.05
10	23	2014	5	17	6750	7.69	174	87830	3932	2818	58.25	41.75	58.25
5	6	2014	3	17	6749	7.68	175	87830	3998	2751	59.24	40.76	59.24
5	29	2014	5	18	6748	7.68	176	87830	3954	2794	58.60	41.40	58.6
4	24	2014	5	16	6747	7.68	177	87830	3931	2816	58.26	41.74	58.26
5	8	2014	5	8	6746	7.68	178	87830	2532	4214	37.53	62.47	62.47
11	18	2014	3	8	6744	7.68	179	87830	2554	4190	37.87	62.13	62.13
5	7	2014	4	8	6743	7.68	180	87830	2581	4162	38.28	61.72	61.72
10	10	2014	6	15	6743	7.68	181	87830	3695	3048	54.80	45.20	54.8
1	15	2014	4	16	6742	7.68	182	87830	3935	2807	58.37	41.63	58.37
10	9	2014	5	16	6742	7.68	183	87830	3935	2807	58.37	41.63	58.37
6	13	2014	6	17	6740	7.67	184	87830	3925	2815	58.23	41.77	58.23
9	3	2014	4	17	6740	7.67	185	87830	4026	2714	59.73	40.27	59.73
10	29	2014	4	16	6740	7.67	186	87830	3963	2777	58.80	41.20	58.8
3	21	2014	6	15	6739	7.67	187	87830	3703	3036	54.95	45.05	54.95
5	20	2014	3	8	6739	7.67	188	87830	2587	4152	38.39	61.61	61.61
10	2	2014	5	16	6739	7.67	189	87830	4020	2719	59.65	40.35	59.65
6	23	2014	2	17	6738	7.67	190	87830	4046	2692	60.05	39.95	60.05
9	18	2014	5	8	6735	7.67	191	87830	2702	4033	40.12	59.88	59.88
9	11	2014	5	8	6734	7.67	192	87830	2668	4066	39.62	60.38	60.38
1	3	2014	6	17	6731	7.66	193	87830	4008	2723	59.55	40.45	59.55
10	27	2014	2	18	6730	7.66	194	87830	3987	2743	59.24	40.76	59.24
1	24	2014	6	17	6727	7.66	195	87830	3901	2826	57.99	42.01	57.99
6	20	2014	6	16	6723	7.65	196	87830	3835	2888	57.04	42.96	57.04
9	9	2014	3	8	6721	7.65	197	87830	2624	4097	39.04	60.96	60.96
2	20	2014	5	17	6720	7.65	198	87830	4090	2630	60.86	39.14	60.86
5	13	2014	3	16	6720	7.65	199	87830	3923	2797	58.38	41.62	58.38
9	15	2014	2	16	6719	7.65	200	87830	3894	2825	57.96	42.04	57.96

**SR 002 MP 113.10 CASHMERE ADC SITE P01
K FOR PEAK 200 HOURS OF 2014**



AADT= 22088 K 30 FACTOR= 11.27 K 100 FACTOR= 10.28 K 200 FACTOR= 9.67 D 30 FACTOR= 55.46

**SR 002 MP 113.10 CASHMERE ADC SITE P01
D % IN THE PEAK 200 HOURS OF 2014**



MO	DY	YR	DAY OF WK	HR	HR VOL	PERCENT OF AADT	HOUR NUMBER	AADT	EAST VOLUME	WEST VOLUME	PERCENT EAST IS OF TOTAL VOLUME	PERCENT WEST IS OF TOTAL VOLUME
5	23	2014	6	17	2825	12.79	1	22088	1553	1272	54.97	45.03
8	29	2014	6	16	2801	12.68	2	22088	1638	1163	58.48	41.52
8	29	2014	6	17	2756	12.48	3	22088	1602	1154	58.13	41.87
5	23	2014	6	16	2755	12.47	4	22088	1570	1185	56.99	43.01
8	22	2014	6	16	2737	12.39	5	22088	1473	1264	53.82	46.18
8	22	2014	6	17	2700	12.22	6	22088	1463	1237	54.19	45.81
7	3	2014	5	17	2678	12.12	7	22088	1590	1088	59.37	40.63
6	20	2014	6	16	2667	12.07	8	22088	1525	1142	57.18	42.82
10	10	2014	6	17	2659	12.04	9	22088	1401	1258	52.69	47.31
9	5	2014	6	16	2644	11.97	10	22088	1428	1216	54.01	45.99
10	3	2014	6	17	2622	11.87	11	22088	1360	1262	51.87	48.13
8	15	2014	6	16	2615	11.84	12	22088	1396	1219	53.38	46.62
9	12	2014	6	17	2611	11.82	13	22088	1379	1232	52.82	47.18
7	3	2014	5	16	2602	11.78	14	22088	1502	1100	57.72	42.28

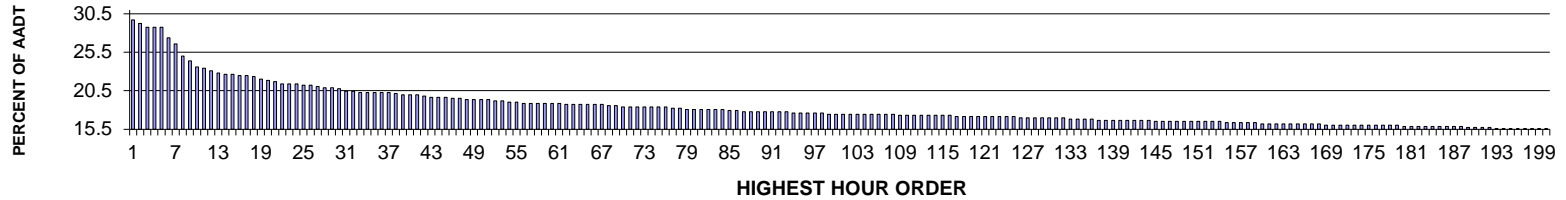
MO	DY	YR	DAY OF WK	HR	HR VOL	PERCENT OF AADT	HOUR NUMBER	AADT	EAST VOLUME	WEST VOLUME	PERCENT EAST IS OF TOTAL VOLUME	PERCENT WEST IS OF TOTAL VOLUME
9	5	2014	6	17	2594	11.74	15	22088	1313	1281	50.62	49.38
9	19	2014	6	16	2589	11.72	16	22088	1476	1113	57.01	42.99
9	12	2014	6	16	2580	11.68	17	22088	1436	1144	55.66	44.34
8	8	2014	6	17	2567	11.62	18	22088	1404	1163	54.69	45.31
6	6	2014	6	16	2562	11.60	19	22088	1550	1012	60.50	39.50
5	23	2014	6	18	2551	11.55	20	22088	1476	1075	57.86	42.14
10	10	2014	6	16	2547	11.53	21	22088	1397	1150	54.85	45.15
9	19	2014	6	17	2546	11.53	22	22088	1331	1215	52.28	47.72
10	3	2014	6	16	2535	11.48	23	22088	1361	1174	53.69	46.31
9	5	2014	6	18	2520	11.41	24	22088	1247	1273	49.48	50.52
10	17	2014	6	17	2513	11.38	25	22088	1293	1220	51.45	48.55
6	20	2014	6	17	2505	11.34	26	22088	1396	1109	55.73	44.27
6	27	2014	6	18	2501	11.32	27	22088	1268	1233	50.70	49.30
8	15	2014	6	17	2497	11.30	28	22088	1381	1116	55.31	44.69
9	26	2014	6	17	2491	11.28	29	22088	1307	1184	52.47	47.53
8	1	2014	6	16	2490	11.27	30	22088	1381	1109	55.46	44.54
4	11	2014	6	17	2469	11.18	31	22088	1315	1154	53.26	46.74
6	20	2014	6	18	2464	11.16	32	22088	1278	1186	51.87	48.13
6	27	2014	6	17	2464	11.16	33	22088	1288	1176	52.27	47.73
8	8	2014	6	16	2464	11.16	34	22088	1344	1120	54.55	45.45
7	6	2014	1	13	2462	11.15	35	22088	912	1550	37.04	62.96
10	10	2014	6	18	2460	11.14	36	22088	1227	1233	49.88	50.12
8	29	2014	6	18	2457	11.12	37	22088	1313	1144	53.44	46.56
7	3	2014	5	18	2454	11.11	38	22088	1365	1089	55.62	44.38
10	3	2014	6	18	2449	11.09	39	22088	1232	1217	50.31	49.69
5	30	2014	6	17	2437	11.03	40	22088	1317	1120	54.04	45.96
7	25	2014	6	17	2426	10.98	41	22088	1292	1134	53.26	46.74
8	24	2014	1	14	2426	10.98	42	22088	947	1479	39.04	60.96
7	25	2014	6	16	2425	10.98	43	22088	1262	1163	52.04	47.96
5	2	2014	6	16	2422	10.97	44	22088	1296	1126	53.51	46.49
5	9	2014	6	16	2409	10.91	45	22088	1217	1192	50.52	49.48
8	29	2014	6	15	2407	10.90	46	22088	1301	1106	54.05	45.95
8	1	2014	6	17	2406	10.89	47	22088	1301	1105	54.07	45.93
4	25	2014	6	17	2388	10.81	48	22088	1253	1135	52.47	47.53
8	21	2014	5	17	2388	10.81	49	22088	1254	1134	52.51	47.49
6	27	2014	6	16	2387	10.81	50	22088	1321	1066	55.34	44.66
6	6	2014	6	17	2382	10.78	51	22088	1347	1035	56.55	43.45
6	13	2014	6	16	2382	10.78	52	22088	1274	1108	53.48	46.52
9	18	2014	5	16	2377	10.76	53	22088	1304	1073	54.86	45.14
7	11	2014	6	17	2375	10.75	54	22088	1240	1135	52.21	47.79
6	22	2014	1	13	2371	10.73	55	22088	976	1395	41.16	58.84
10	10	2014	6	15	2370	10.73	56	22088	1300	1070	54.85	45.15
9	26	2014	6	16	2365	10.71	57	22088	1287	1078	54.42	45.58
9	18	2014	5	17	2359	10.68	58	22088	1152	1207	48.83	51.17
8	17	2014	1	13	2358	10.68	59	22088	1026	1332	43.51	56.49
5	23	2014	6	15	2351	10.64	60	22088	1409	942	59.93	40.07
8	22	2014	6	15	2350	10.64	61	22088	1306	1044	55.57	44.43
4	25	2014	6	16	2341	10.60	62	22088	1218	1123	52.03	47.97
5	16	2014	6	17	2341	10.60	63	22088	1248	1093	53.31	46.69

MO	DY	YR	DAY OF WK	HR	HR VOL	PERCENT OF AADT	HOUR NUMBER	AADT	EAST VOLUME	WEST VOLUME	PERCENT EAST IS OF TOTAL VOLUME	PERCENT WEST IS OF TOTAL VOLUME
5	16	2014	6	16	2339	10.59	64	22088	1243	1096	53.14	46.86
6	29	2014	1	13	2339	10.59	65	22088	970	1369	41.47	58.53
5	30	2014	6	16	2337	10.58	66	22088	1298	1039	55.54	44.46
5	26	2014	2	13	2335	10.57	67	22088	804	1531	34.43	65.57
10	24	2014	6	17	2335	10.57	68	22088	1146	1189	49.08	50.92
7	3	2014	5	15	2334	10.57	69	22088	1376	958	58.95	41.05
8	28	2014	5	17	2331	10.55	70	22088	1263	1068	54.18	45.82
8	8	2014	6	15	2313	10.47	71	22088	1225	1088	52.96	47.04
8	10	2014	1	13	2313	10.47	72	22088	881	1432	38.09	61.91
8	8	2014	6	18	2309	10.45	73	22088	1200	1109	51.97	48.03
8	7	2014	5	17	2308	10.45	74	22088	1229	1079	53.25	46.75
7	6	2014	1	14	2304	10.43	75	22088	917	1387	39.80	60.20
8	22	2014	6	18	2304	10.43	76	22088	1182	1122	51.30	48.70
6	29	2014	1	14	2301	10.42	77	22088	901	1400	39.16	60.84
6	13	2014	6	18	2300	10.41	78	22088	1161	1139	50.48	49.52
7	11	2014	6	16	2300	10.41	79	22088	1199	1101	52.13	47.87
7	6	2014	1	12	2298	10.40	80	22088	754	1544	32.81	67.19
8	21	2014	5	16	2297	10.40	81	22088	1169	1128	50.89	49.11
5	2	2014	6	17	2294	10.39	82	22088	1239	1055	54.01	45.99
6	20	2014	6	15	2294	10.39	83	22088	1267	1027	55.23	44.77
8	10	2014	1	14	2294	10.39	84	22088	947	1347	41.28	58.72
9	2	2014	3	17	2293	10.38	85	22088	1027	1266	44.79	55.21
5	26	2014	2	12	2292	10.38	86	22088	735	1557	32.07	67.93
8	25	2014	2	17	2288	10.36	87	22088	1060	1228	46.33	53.67
9	4	2014	5	17	2287	10.35	88	22088	1190	1097	52.03	47.97
10	17	2014	6	16	2281	10.33	89	22088	1137	1144	49.85	50.15
10	9	2014	5	18	2279	10.32	90	22088	1035	1244	45.41	54.59
5	26	2014	2	14	2277	10.31	91	22088	714	1563	31.36	68.64
6	13	2014	6	17	2277	10.31	92	22088	1223	1054	53.71	46.29
8	1	2014	6	18	2277	10.31	93	22088	1185	1092	52.04	47.96
8	15	2014	6	18	2277	10.31	94	22088	1196	1081	52.53	47.47
9	7	2014	1	13	2276	10.30	95	22088	934	1342	41.04	58.96
5	30	2014	6	18	2275	10.30	96	22088	1171	1104	51.47	48.53
7	2	2014	4	17	2274	10.30	97	22088	1205	1069	52.99	47.01
7	3	2014	5	14	2273	10.29	98	22088	1307	966	57.50	42.50
9	26	2014	6	18	2273	10.29	99	22088	1193	1080	52.49	47.51
6	22	2014	1	14	2271	10.28	100	22088	994	1277	43.77	56.23
6	26	2014	5	16	2268	10.27	101	22088	1175	1093	51.81	48.19
6	19	2014	5	17	2267	10.26	102	22088	1182	1085	52.14	47.86
8	17	2014	1	16	2267	10.26	103	22088	998	1269	44.02	55.98
6	22	2014	1	15	2265	10.25	104	22088	1011	1254	44.64	55.36
6	26	2014	5	17	2261	10.24	105	22088	1196	1065	52.90	47.10
10	2	2014	5	17	2260	10.23	106	22088	1116	1144	49.38	50.62
9	19	2014	6	18	2259	10.23	107	22088	1143	1116	50.60	49.40
9	2	2014	3	16	2258	10.22	108	22088	1127	1131	49.91	50.09
9	11	2014	5	17	2258	10.22	109	22088	1160	1098	51.37	48.63
1	17	2014	6	17	2255	10.21	110	22088	1285	970	56.98	43.02
8	17	2014	1	14	2254	10.20	111	22088	974	1280	43.21	56.79
5	23	2014	6	14	2253	10.20	112	22088	1385	868	61.47	38.53

MO	DY	YR	DAY OF WK	HR	HR VOL	PERCENT OF AADT	HOUR NUMBER	AADT	EAST VOLUME	WEST VOLUME	PERCENT EAST IS OF TOTAL VOLUME	PERCENT WEST IS OF TOTAL VOLUME
10	17	2014	6	18	2253	10.20	113	22088	1025	1228	45.49	54.51
8	28	2014	5	16	2251	10.19	114	22088	1231	1020	54.69	45.31
8	15	2014	6	15	2246	10.17	115	22088	1226	1020	54.59	45.41
8	10	2014	1	15	2244	10.16	116	22088	983	1261	43.81	56.19
7	6	2014	1	15	2240	10.14	117	22088	962	1278	42.95	57.05
7	18	2014	6	16	2239	10.14	118	22088	1221	1018	54.53	45.47
9	4	2014	5	16	2238	10.13	119	22088	1207	1031	53.93	46.07
8	22	2014	6	14	2237	10.13	120	22088	1182	1055	52.84	47.16
10	16	2014	5	17	2231	10.10	121	22088	1108	1123	49.66	50.34
8	7	2014	5	16	2229	10.09	122	22088	1179	1050	52.89	47.11
8	29	2014	6	14	2229	10.09	123	22088	1289	940	57.83	42.17
6	29	2014	1	15	2228	10.09	124	22088	921	1307	41.34	58.66
10	24	2014	6	16	2227	10.08	125	22088	1124	1103	50.47	49.53
4	18	2014	6	17	2226	10.08	126	22088	1184	1042	53.19	46.81
8	8	2014	6	14	2222	10.06	127	22088	1151	1071	51.80	48.20
9	25	2014	5	17	2218	10.04	128	22088	1122	1096	50.59	49.41
5	16	2014	6	18	2216	10.03	129	22088	1179	1037	53.20	46.80
7	25	2014	6	18	2215	10.03	130	22088	1119	1096	50.52	49.48
10	9	2014	5	17	2213	10.02	131	22088	1108	1105	50.07	49.93
9	10	2014	4	17	2212	10.01	132	22088	1100	1112	49.73	50.27
8	14	2014	5	16	2207	9.99	133	22088	1089	1118	49.34	50.66
9	12	2014	6	18	2207	9.99	134	22088	1151	1056	52.15	47.85
8	1	2014	6	15	2205	9.98	135	22088	1212	993	54.97	45.03
7	18	2014	6	18	2202	9.97	136	22088	1173	1029	53.27	46.73
8	28	2014	5	18	2202	9.97	137	22088	1075	1127	48.82	51.18
9	6	2014	7	16	2202	9.97	138	22088	1133	1069	51.45	48.55
9	5	2014	6	15	2200	9.96	139	22088	1177	1023	53.50	46.50
5	9	2014	6	17	2199	9.96	140	22088	1150	1049	52.30	47.70
9	11	2014	5	16	2199	9.96	141	22088	1190	1009	54.12	45.88
9	8	2014	2	17	2198	9.95	142	22088	1144	1054	52.05	47.95
10	2	2014	5	16	2198	9.95	143	22088	1139	1059	51.82	48.18
4	18	2014	6	16	2196	9.94	144	22088	1084	1112	49.36	50.64
7	7	2014	2	16	2195	9.94	145	22088	1015	1180	46.24	53.76
4	11	2014	6	16	2194	9.93	146	22088	1169	1025	53.28	46.72
5	8	2014	5	17	2194	9.93	147	22088	1099	1095	50.09	49.91
7	25	2014	6	15	2193	9.93	148	22088	1180	1013	53.81	46.19
7	31	2014	5	17	2193	9.93	149	22088	1189	1004	54.22	45.78
6	19	2014	5	18	2191	9.92	150	22088	1013	1178	46.23	53.77
11	26	2014	4	16	2191	9.92	151	22088	1173	1018	53.54	46.46
6	25	2014	4	17	2186	9.90	152	22088	1067	1119	48.81	51.19
9	6	2014	7	17	2186	9.90	153	22088	1080	1106	49.41	50.59
7	24	2014	5	16	2185	9.89	154	22088	1114	1071	50.98	49.02
6	27	2014	6	15	2178	9.86	155	22088	1193	985	54.78	45.22
7	18	2014	6	17	2177	9.86	156	22088	1166	1011	53.56	46.44
6	20	2014	6	14	2175	9.85	157	22088	1176	999	54.07	45.93
5	22	2014	5	18	2174	9.84	158	22088	1070	1104	49.22	50.78
4	25	2014	6	18	2173	9.84	159	22088	1162	1011	53.47	46.53
7	11	2014	6	15	2172	9.83	160	22088	1205	967	55.48	44.52
11	7	2014	6	17	2172	9.83	161	22088	1089	1083	50.14	49.86

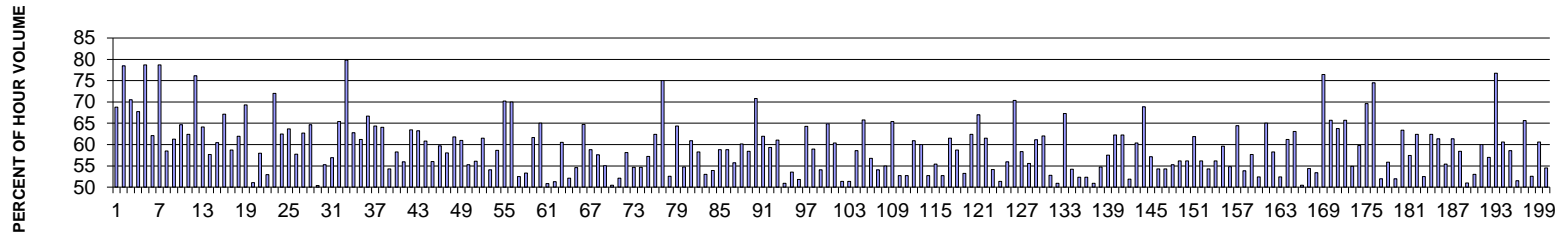
MO	DY	YR	DAY OF WK	HR	HR VOL	PERCENT OF AADT	HOUR NUMBER	AADT	EAST VOLUME	WEST VOLUME	PERCENT EAST IS OF TOTAL VOLUME	PERCENT WEST IS OF TOTAL VOLUME
7	24	2014	5	17	2171	9.83	162	22088	1101	1070	50.71	49.29
7	27	2014	1	14	2171	9.83	163	22088	937	1234	43.16	56.84
9	17	2014	4	17	2171	9.83	164	22088	1134	1037	52.23	47.77
9	24	2014	4	17	2168	9.82	165	22088	1098	1070	50.65	49.35
8	8	2014	6	13	2167	9.81	166	22088	1098	1069	50.67	49.33
9	3	2014	4	17	2165	9.80	167	22088	1033	1132	47.71	52.29
5	23	2014	6	19	2164	9.80	168	22088	1382	782	63.86	36.14
8	20	2014	4	16	2164	9.80	169	22088	1066	1098	49.26	50.74
9	15	2014	2	17	2164	9.80	170	22088	1124	1040	51.94	48.06
6	19	2014	5	16	2163	9.79	171	22088	1163	1000	53.77	46.23
6	6	2014	6	15	2162	9.79	172	22088	1162	1000	53.75	46.25
8	21	2014	5	18	2161	9.78	173	22088	983	1178	45.49	54.51
10	9	2014	5	16	2161	9.78	174	22088	1173	988	54.28	45.72
9	19	2014	6	15	2159	9.77	175	22088	1185	974	54.89	45.11
10	1	2014	4	17	2154	9.75	176	22088	1109	1045	51.49	48.51
8	17	2014	1	15	2153	9.75	177	22088	971	1182	45.10	54.90
8	14	2014	5	17	2152	9.74	178	22088	1074	1078	49.91	50.09
10	2	2014	5	18	2152	9.74	179	22088	1088	1064	50.56	49.44
7	27	2014	1	13	2149	9.73	180	22088	894	1255	41.60	58.40
6	18	2014	4	17	2148	9.72	181	22088	1079	1069	50.23	49.77
5	26	2014	2	16	2147	9.72	182	22088	793	1354	36.94	63.06
9	7	2014	1	16	2147	9.72	183	22088	1026	1121	47.79	52.21
8	29	2014	6	13	2146	9.72	184	22088	1140	1006	53.12	46.88
9	10	2014	4	16	2146	9.72	185	22088	1070	1076	49.86	50.14
9	15	2014	2	16	2146	9.72	186	22088	1082	1064	50.42	49.58
9	26	2014	6	15	2146	9.72	187	22088	1043	1103	48.60	51.40
9	16	2014	3	17	2143	9.70	188	22088	1089	1054	50.82	49.18
9	7	2014	1	14	2142	9.70	189	22088	941	1201	43.93	56.07
9	12	2014	6	15	2142	9.70	190	22088	1100	1042	51.35	48.65
7	13	2014	1	13	2141	9.69	191	22088	902	1239	42.13	57.87
9	16	2014	3	16	2140	9.69	192	22088	1143	997	53.41	46.59
8	24	2014	1	15	2139	9.68	193	22088	908	1231	42.45	57.55
8	30	2014	7	13	2139	9.68	194	22088	1246	893	58.25	41.75
7	2	2014	4	16	2138	9.68	195	22088	1143	995	53.46	46.54
7	10	2014	5	17	2138	9.68	196	22088	1111	1027	51.96	48.04
8	1	2014	6	14	2138	9.68	197	22088	1134	1004	53.04	46.96
10	24	2014	6	18	2137	9.67	198	22088	981	1156	45.91	54.09
5	24	2014	7	13	2136	9.67	199	22088	1365	771	63.90	36.10
8	27	2014	4	17	2136	9.67	200	22088	1090	1046	51.03	48.97

**SR 002 MP 179.10 COULEE CITY ADC SITE P02
K FOR PEAK 200 HOURS OF 2014
Recreational Site**



AADT= 636 K 30 FACTOR= 20.75 K 100 FACTOR= 17.45 K 200 FACTOR= 15.57 D 100 FACTOR= 64.86

**SR 002 MP 179.10 COULEE CITY ADC SITE P02
D % IN THE PEAK 200 HOURS OF 2014**



MO	DY	YR	DAY OF WK	HR	HR VOL	PERCENT OF AADT	HOUR NUMBER	AADT	EAST VOLUME	WEST VOLUME	PERCENT EAST IS OF TOTAL VOLUME	PERCENT WEST IS OF TOTAL VOLUME
7	6	2014	1	13	189	29.72	1	636	59	130	31.22	68.78
7	20	2014	1	14	186	29.25	2	636	40	146	21.51	78.49
5	26	2014	2	12	183	28.77	3	636	54	129	29.51	70.49
7	6	2014	1	12	183	28.77	4	636	59	124	32.24	67.76
7	20	2014	1	13	183	28.77	5	636	39	144	21.31	78.69
8	24	2014	1	13	174	27.36	6	636	66	108	37.93	62.07
7	20	2014	1	12	169	26.57	7	636	36	133	21.30	78.70
7	6	2014	1	14	159	25.00	8	636	66	93	41.51	58.49
7	6	2014	1	15	155	24.37	9	636	60	95	38.71	61.29
9	1	2014	2	12	150	23.58	10	636	53	97	35.33	64.67
9	1	2014	2	13	149	23.43	11	636	56	93	37.58	62.42
9	1	2014	2	11	147	23.11	12	636	35	112	23.81	76.19
5	26	2014	2	14	145	22.80	13	636	52	93	35.86	64.14
6	22	2014	1	15	144	22.64	14	636	61	83	42.36	57.64
8	17	2014	1	14	144	22.64	15	636	57	87	39.58	60.42

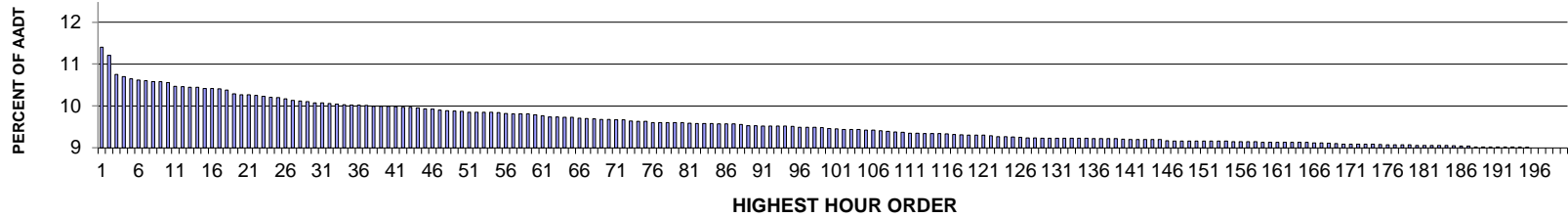
MO	DY	YR	DAY OF WK	HR	HR VOL	PERCENT OF AADT	HOUR NUMBER	AADT	EAST VOLUME	WEST VOLUME	PERCENT EAST IS OF TOTAL VOLUME	PERCENT WEST IS OF TOTAL VOLUME
5	26	2014	2	16	143	22.48	16	636	47	96	32.87	67.13
6	29	2014	1	12	143	22.48	17	636	59	84	41.26	58.74
8	17	2014	1	13	142	22.33	18	636	54	88	38.03	61.97
5	26	2014	2	15	140	22.01	19	636	43	97	30.71	69.29
8	22	2014	6	13	139	21.86	20	636	68	71	48.92	51.08
9	1	2014	2	14	138	21.70	21	636	58	80	42.03	57.97
6	29	2014	1	15	136	21.38	22	636	64	72	47.06	52.94
7	20	2014	1	15	136	21.38	23	636	38	98	27.94	72.06
8	10	2014	1	12	136	21.38	24	636	51	85	37.50	62.50
8	10	2014	1	13	135	21.23	25	636	49	86	36.30	63.70
8	17	2014	1	15	135	21.23	26	636	57	78	42.22	57.78
6	29	2014	1	14	134	21.07	27	636	50	84	37.31	62.69
5	26	2014	2	13	133	20.91	28	636	47	86	35.34	64.66
7	3	2014	5	13	133	20.91	29	636	66	67	49.62	50.38
8	3	2014	1	13	132	20.75	30	636	59	73	44.70	55.30
7	3	2014	5	17	130	20.44	31	636	74	56	56.92	43.08
7	6	2014	1	11	130	20.44	32	636	45	85	34.62	65.38
5	26	2014	2	11	129	20.28	33	636	26	103	20.16	79.84
7	6	2014	1	16	129	20.28	34	636	48	81	37.21	62.79
7	27	2014	1	12	129	20.28	35	636	50	79	38.76	61.24
8	24	2014	1	12	129	20.28	36	636	43	86	33.33	66.67
8	24	2014	1	15	129	20.28	37	636	46	83	35.66	64.34
8	24	2014	1	14	128	20.13	38	636	46	82	35.94	64.06
5	23	2014	6	15	127	19.97	39	636	58	69	45.67	54.33
6	22	2014	1	14	127	19.97	40	636	53	74	41.73	58.27
6	29	2014	1	13	127	19.97	41	636	56	71	44.09	55.91
7	18	2014	6	16	126	19.81	42	636	80	46	63.49	36.51
5	23	2014	6	14	125	19.65	43	636	79	46	63.20	36.80
6	22	2014	1	16	125	19.65	44	636	49	76	39.20	60.80
7	13	2014	1	13	125	19.65	45	636	55	70	44.00	56.00
8	24	2014	1	11	124	19.50	46	636	50	74	40.32	59.68
9	1	2014	2	15	124	19.50	47	636	52	72	41.94	58.06
5	23	2014	6	16	123	19.34	48	636	76	47	61.79	38.21
7	20	2014	1	16	123	19.34	49	636	48	75	39.02	60.98
7	27	2014	1	14	123	19.34	50	636	55	68	44.72	55.28
8	8	2014	6	14	123	19.34	51	636	69	54	56.10	43.90
7	27	2014	1	13	122	19.18	52	636	47	75	38.52	61.48
8	15	2014	6	14	122	19.18	53	636	66	56	54.10	45.90
7	13	2014	1	12	121	19.03	54	636	50	71	41.32	58.68
8	29	2014	6	18	121	19.03	55	636	85	36	70.25	29.75
7	7	2014	2	13	120	18.87	56	636	36	84	30.00	70.00
8	10	2014	1	16	120	18.87	57	636	57	63	47.50	52.50
8	16	2014	7	12	120	18.87	58	636	64	56	53.33	46.67
8	17	2014	1	11	120	18.87	59	636	46	74	38.33	61.67
8	17	2014	1	12	120	18.87	60	636	42	78	35.00	65.00
8	22	2014	6	16	120	18.87	61	636	59	61	49.17	50.83
6	15	2014	1	13	119	18.71	62	636	58	61	48.74	51.26
6	22	2014	1	13	119	18.71	63	636	47	72	39.50	60.50
6	22	2014	1	17	119	18.71	64	636	62	57	52.10	47.90
7	13	2014	1	14	119	18.71	65	636	54	65	45.38	54.62
7	18	2014	6	19	119	18.71	66	636	77	42	64.71	35.29
8	29	2014	6	13	119	18.71	67	636	70	49	58.82	41.18

MO	DY	YR	DAY OF WK	HR	HR VOL	PERCENT OF AADT	HOUR NUMBER	AADT	EAST VOLUME	WEST VOLUME	PERCENT EAST IS OF TOTAL VOLUME	PERCENT WEST IS OF TOTAL VOLUME
7	7	2014	2	14	118	18.55	68	636	50	68	42.37	57.63
7	11	2014	6	14	118	18.55	69	636	65	53	55.08	44.92
5	25	2014	1	13	117	18.40	70	636	58	59	49.57	50.43
6	20	2014	6	17	117	18.40	71	636	61	56	52.14	47.86
7	3	2014	5	14	117	18.40	72	636	68	49	58.12	41.88
7	18	2014	6	12	117	18.40	73	636	64	53	54.70	45.30
8	22	2014	6	15	117	18.40	74	636	64	53	54.70	45.30
9	1	2014	2	16	117	18.40	75	636	50	67	42.74	57.26
9	21	2014	1	13	117	18.40	76	636	44	73	37.61	62.39
5	24	2014	7	11	116	18.24	77	636	87	29	75.00	25.00
8	22	2014	6	14	116	18.24	78	636	55	61	47.41	52.59
5	25	2014	1	15	115	18.08	79	636	41	74	35.65	64.35
7	18	2014	6	17	115	18.08	80	636	63	52	54.78	45.22
8	11	2014	2	13	115	18.08	81	636	45	70	39.13	60.87
8	17	2014	1	17	115	18.08	82	636	48	67	41.74	58.26
8	22	2014	6	18	115	18.08	83	636	61	54	53.04	46.96
10	12	2014	1	13	115	18.08	84	636	53	62	46.09	53.91
6	8	2014	1	14	114	17.92	85	636	47	67	41.23	58.77
7	18	2014	6	13	114	17.92	86	636	67	47	58.77	41.23
5	23	2014	6	12	113	17.77	87	636	63	50	55.75	44.25
6	8	2014	1	13	113	17.77	88	636	45	68	39.82	60.18
6	29	2014	1	16	113	17.77	89	636	47	66	41.59	58.41
7	7	2014	2	12	113	17.77	90	636	33	80	29.20	70.80
8	3	2014	1	16	113	17.77	91	636	70	43	61.95	38.05
8	10	2014	1	14	113	17.77	92	636	46	67	40.71	59.29
9	1	2014	2	17	113	17.77	93	636	44	69	38.94	61.06
8	8	2014	6	13	112	17.61	94	636	55	57	49.11	50.89
8	10	2014	1	15	112	17.61	95	636	52	60	46.43	53.57
8	29	2014	6	14	112	17.61	96	636	58	54	51.79	48.21
9	2	2014	3	12	112	17.61	97	636	40	72	35.71	64.29
9	7	2014	1	13	112	17.61	98	636	46	66	41.07	58.93
6	6	2014	6	13	111	17.45	99	636	60	51	54.05	45.95
7	4	2014	6	12	111	17.45	100	636	72	39	64.86	35.14
8	1	2014	6	13	111	17.45	101	636	67	44	60.36	39.64
8	8	2014	6	15	111	17.45	102	636	54	57	48.65	51.35
8	11	2014	2	14	111	17.45	103	636	57	54	51.35	48.65
8	14	2014	5	12	111	17.45	104	636	46	65	41.44	58.56
8	24	2014	1	18	111	17.45	105	636	73	38	65.77	34.23
8	29	2014	6	12	111	17.45	106	636	63	48	56.76	43.24
8	29	2014	6	15	111	17.45	107	636	60	51	54.05	45.95
8	30	2014	7	14	111	17.45	108	636	61	50	54.95	45.05
5	23	2014	6	17	110	17.30	109	636	72	38	65.45	34.55
5	25	2014	1	14	110	17.30	110	636	52	58	47.27	52.73
6	15	2014	1	15	110	17.30	111	636	52	58	47.27	52.73
6	22	2014	1	12	110	17.30	112	636	43	67	39.09	60.91
7	18	2014	6	14	110	17.30	113	636	66	44	60.00	40.00
8	8	2014	6	12	110	17.30	114	636	52	58	47.27	52.73
8	22	2014	6	17	110	17.30	115	636	61	49	55.45	44.55
10	10	2014	6	13	110	17.30	116	636	58	52	52.73	47.27
6	27	2014	6	17	109	17.14	117	636	67	42	61.47	38.53
7	7	2014	2	11	109	17.14	118	636	45	64	41.28	58.72
7	11	2014	6	15	109	17.14	119	636	58	51	53.21	46.79

MO	DY	YR	DAY OF WK	HR	HR VOL	PERCENT OF AADT	HOUR NUMBER	AADT	EAST VOLUME	WEST VOLUME	PERCENT EAST IS OF TOTAL VOLUME	PERCENT WEST IS OF TOTAL VOLUME
7	13	2014	1	15	109	17.14	120	636	41	68	37.61	62.39
7	18	2014	6	11	109	17.14	121	636	73	36	66.97	33.03
8	3	2014	1	12	109	17.14	122	636	42	67	38.53	61.47
8	15	2014	6	16	109	17.14	123	636	50	59	45.87	54.13
8	23	2014	7	12	109	17.14	124	636	53	56	48.62	51.38
9	2	2014	3	13	109	17.14	125	636	48	61	44.04	55.96
7	3	2014	5	16	108	16.98	126	636	76	32	70.37	29.63
7	6	2014	1	17	108	16.98	127	636	45	63	41.67	58.33
8	1	2014	6	14	108	16.98	128	636	60	48	55.56	44.44
8	11	2014	2	12	108	16.98	129	636	42	66	38.89	61.11
9	14	2014	1	14	108	16.98	130	636	41	67	37.96	62.04
9	18	2014	5	15	108	16.98	131	636	51	57	47.22	52.78
10	10	2014	6	14	108	16.98	132	636	55	53	50.93	49.07
7	3	2014	5	15	107	16.82	133	636	72	35	67.29	32.71
7	11	2014	6	16	107	16.82	134	636	58	49	54.21	45.79
7	13	2014	1	16	107	16.82	135	636	56	51	52.34	47.66
8	15	2014	6	15	107	16.82	136	636	56	51	52.34	47.66
8	1	2014	6	11	106	16.67	137	636	54	52	50.94	49.06
8	2	2014	7	12	106	16.67	138	636	58	48	54.72	45.28
8	11	2014	2	15	106	16.67	139	636	45	61	42.45	57.55
8	16	2014	7	16	106	16.67	140	636	66	40	62.26	37.74
8	17	2014	1	16	106	16.67	141	636	40	66	37.74	62.26
8	24	2014	1	17	106	16.67	142	636	55	51	51.89	48.11
8	29	2014	6	16	106	16.67	143	636	64	42	60.38	39.62
9	1	2014	2	10	106	16.67	144	636	33	73	31.13	68.87
6	15	2014	1	14	105	16.51	145	636	45	60	42.86	57.14
6	27	2014	6	14	105	16.51	146	636	57	48	54.29	45.71
8	3	2014	1	15	105	16.51	147	636	48	57	45.71	54.29
8	9	2014	7	13	105	16.51	148	636	47	58	44.76	55.24
8	11	2014	2	11	105	16.51	149	636	46	59	43.81	56.19
8	23	2014	7	16	105	16.51	150	636	59	46	56.19	43.81
8	29	2014	6	17	105	16.51	151	636	65	40	61.90	38.10
8	30	2014	7	13	105	16.51	152	636	59	46	56.19	43.81
10	10	2014	6	15	105	16.51	153	636	48	57	45.71	54.29
10	12	2014	1	14	105	16.51	154	636	59	46	56.19	43.81
6	8	2014	1	15	104	16.35	155	636	42	62	40.38	59.62
7	10	2014	5	15	104	16.35	156	636	57	47	54.81	45.19
8	3	2014	1	14	104	16.35	157	636	37	67	35.58	64.42
8	15	2014	6	13	104	16.35	158	636	48	56	46.15	53.85
9	5	2014	6	13	104	16.35	159	636	60	44	57.69	42.31
6	8	2014	1	17	103	16.19	160	636	49	54	47.57	52.43
7	4	2014	6	11	103	16.19	161	636	67	36	65.05	34.95
7	5	2014	7	14	103	16.19	162	636	43	60	41.75	58.25
7	11	2014	6	13	103	16.19	163	636	49	54	47.57	52.43
7	18	2014	6	15	103	16.19	164	636	63	40	61.17	38.83
8	1	2014	6	16	103	16.19	165	636	65	38	63.11	36.89
8	21	2014	5	17	103	16.19	166	636	51	52	49.51	50.49
8	22	2014	6	12	103	16.19	167	636	56	47	54.37	45.63
10	10	2014	6	17	103	16.19	168	636	48	55	46.60	53.40
5	23	2014	6	18	102	16.04	169	636	78	24	76.47	23.53
6	15	2014	1	12	102	16.04	170	636	35	67	34.31	65.69
7	3	2014	5	18	102	16.04	171	636	65	37	63.73	36.27

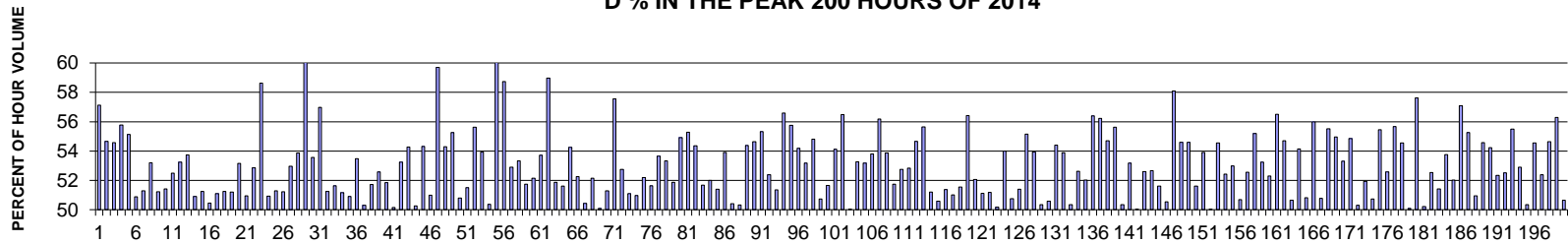
MO	DY	YR	DAY OF WK	HR	HR VOL	PERCENT OF AADT	HOUR NUMBER	AADT	EAST VOLUME	WEST VOLUME	PERCENT EAST IS OF TOTAL VOLUME	PERCENT WEST IS OF TOTAL VOLUME
7	3	2014	5	19	102	16.04	172	636	67	35	65.69	34.31
8	15	2014	6	12	102	16.04	173	636	46	56	45.10	54.90
8	15	2014	6	17	102	16.04	174	636	61	41	59.80	40.20
8	22	2014	6	19	102	16.04	175	636	71	31	69.61	30.39
9	2	2014	3	11	102	16.04	176	636	26	76	25.49	74.51
9	5	2014	6	15	102	16.04	177	636	53	49	51.96	48.04
9	7	2014	1	14	102	16.04	178	636	45	57	44.12	55.88
9	12	2014	6	16	102	16.04	179	636	49	53	48.04	51.96
6	29	2014	1	17	101	15.88	180	636	37	64	36.63	63.37
7	25	2014	6	16	101	15.88	181	636	58	43	57.43	42.57
8	1	2014	6	17	101	15.88	182	636	63	38	62.38	37.62
8	8	2014	6	16	101	15.88	183	636	53	48	52.48	47.52
8	31	2014	1	16	101	15.88	184	636	38	63	37.62	62.38
9	7	2014	1	16	101	15.88	185	636	39	62	38.61	61.39
9	12	2014	6	14	101	15.88	186	636	56	45	55.45	44.55
9	28	2014	1	13	101	15.88	187	636	39	62	38.61	61.39
10	5	2014	1	14	101	15.88	188	636	59	42	58.42	41.58
6	13	2014	6	15	100	15.72	189	636	49	51	49.00	51.00
8	17	2014	1	18	100	15.72	190	636	53	47	53.00	47.00
8	17	2014	1	19	100	15.72	191	636	40	60	40.00	60.00
8	23	2014	7	14	100	15.72	192	636	43	57	43.00	57.00
5	23	2014	6	19	99	15.57	193	636	76	23	76.77	23.23
6	19	2014	5	16	99	15.57	194	636	39	60	39.39	60.61
6	20	2014	6	14	99	15.57	195	636	58	41	58.59	41.41
6	23	2014	2	12	99	15.57	196	636	48	51	48.48	51.52
7	11	2014	6	11	99	15.57	197	636	34	65	34.34	65.66
7	18	2014	6	18	99	15.57	198	636	47	52	47.47	52.53
7	27	2014	1	15	99	15.57	199	636	39	60	39.39	60.61
8	14	2014	5	13	99	15.57	200	636	45	54	45.45	54.55

**SR 097 MP 66.30 WAPATO ADC SITE P03
K FOR PEAK 200 HOURS OF 2014**



AADT= 12782 K 30 FACTOR= 10.09 K 100 FACTOR= 9.48 K 200 FACTOR= 9.02 D 30 FACTOR= 53.57

**SR 097 MP 66.30 WAPATO ADC SITE P03
D % IN THE PEAK 200 HOURS OF 2014**



MO	DY	YR	DAY OF WK	HR	HR VOL	PERCENT OF AADT	HOUR NUMBER	AADT	NORTH VOLUME	SOUTH VOLUME	PERCENT NORTH IS OF TOTAL VOLUME	PERCENT SOUTH IS OF TOTAL VOLUME
8	29	2014	6	16	1460	11.42	1	12782	834	626	57.12	42.88
5	23	2014	6	16	1436	11.23	2	12782	785	651	54.67	45.33
8	8	2014	6	16	1376	10.77	3	12782	751	625	54.58	45.42
9	19	2014	6	17	1370	10.72	4	12782	764	606	55.77	44.23
8	15	2014	6	16	1364	10.67	5	12782	752	612	55.13	44.87
10	10	2014	6	17	1360	10.64	6	12782	668	692	49.12	50.88
11	7	2014	6	17	1357	10.62	7	12782	696	661	51.29	48.71
8	29	2014	6	17	1355	10.60	8	12782	721	634	53.21	46.79
10	3	2014	6	17	1355	10.60	9	12782	694	661	51.22	48.78
10	3	2014	6	16	1352	10.58	10	12782	695	657	51.41	48.59
5	9	2014	6	16	1341	10.49	11	12782	704	637	52.50	47.50
8	29	2014	6	18	1339	10.48	12	12782	713	626	53.25	46.75
5	9	2014	6	17	1338	10.47	13	12782	719	619	53.74	46.26
10	17	2014	6	16	1338	10.47	14	12782	681	657	50.90	49.10
10	17	2014	6	17	1335	10.44	15	12782	651	684	48.76	51.24

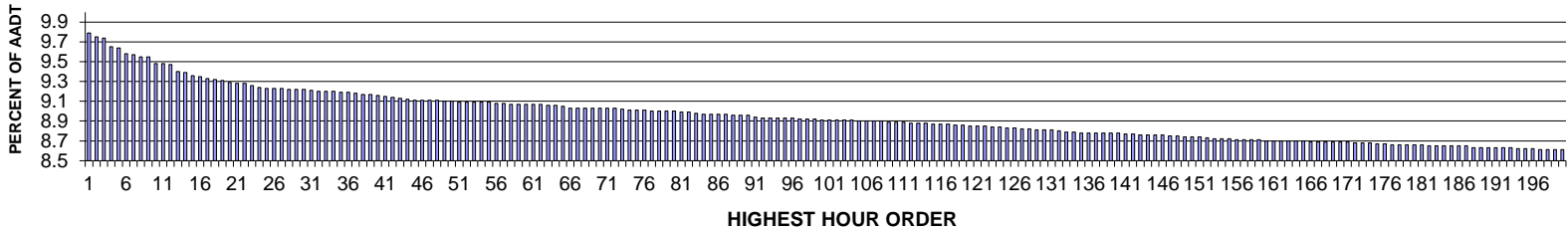
MO	DY	YR	DAY OF WK	HR	HR VOL	PERCENT OF AADT	HOUR NUMBER	AADT	NORTH VOLUME	SOUTH VOLUME	PERCENT NORTH IS OF TOTAL VOLUME	PERCENT SOUTH IS OF TOTAL VOLUME
9	12	2014	6	16	1334	10.44	16	12782	673	661	50.45	49.55
9	19	2014	6	16	1333	10.43	17	12782	652	681	48.91	51.09
10	10	2014	6	16	1329	10.40	18	12782	648	681	48.76	51.24
8	1	2014	6	16	1318	10.31	19	12782	643	675	48.79	51.21
8	8	2014	6	17	1315	10.29	20	12782	699	616	53.16	46.84
10	3	2014	6	18	1315	10.29	21	12782	670	645	50.95	49.05
9	12	2014	6	17	1313	10.27	22	12782	694	619	52.86	47.14
8	21	2014	5	17	1310	10.25	23	12782	768	542	58.63	41.37
11	7	2014	6	16	1308	10.23	24	12782	666	642	50.92	49.08
10	31	2014	6	16	1306	10.22	25	12782	636	670	48.70	51.30
7	25	2014	6	16	1302	10.19	26	12782	635	667	48.77	51.23
8	22	2014	6	18	1297	10.15	27	12782	687	610	52.97	47.03
3	28	2014	6	17	1296	10.14	28	12782	698	598	53.86	46.14
5	22	2014	5	17	1294	10.12	29	12782	793	501	61.28	38.72
11	26	2014	4	17	1290	10.09	30	12782	691	599	53.57	46.43
12	5	2014	6	16	1290	10.09	31	12782	735	555	56.98	43.02
7	3	2014	5	16	1288	10.08	32	12782	660	628	51.24	48.76
5	23	2014	6	17	1286	10.06	33	12782	664	622	51.63	48.37
10	17	2014	6	18	1284	10.05	34	12782	627	657	48.83	51.17
5	30	2014	6	16	1283	10.04	35	12782	653	630	50.90	49.10
6	6	2014	6	16	1283	10.04	36	12782	686	597	53.47	46.53
1	17	2014	6	17	1282	10.03	37	12782	645	637	50.31	49.69
8	29	2014	6	15	1280	10.01	38	12782	662	618	51.72	48.28
10	24	2014	6	17	1280	10.01	39	12782	607	673	47.42	52.58
7	18	2014	6	16	1279	10.01	40	12782	663	616	51.84	48.16
12	19	2014	6	17	1278	10.00	41	12782	641	637	50.16	49.84
5	2	2014	6	16	1277	9.99	42	12782	680	597	53.25	46.75
5	16	2014	6	17	1277	9.99	43	12782	693	584	54.27	45.73
10	24	2014	6	18	1275	9.97	44	12782	641	634	50.27	49.73
8	15	2014	6	17	1272	9.95	45	12782	691	581	54.32	45.68
2	28	2014	6	17	1271	9.94	46	12782	648	623	50.98	49.02
5	22	2014	5	18	1268	9.92	47	12782	757	511	59.70	40.30
9	22	2014	2	16	1267	9.91	48	12782	688	579	54.30	45.70
8	15	2014	6	18	1265	9.90	49	12782	699	566	55.26	44.74
3	14	2014	6	16	1264	9.89	50	12782	642	622	50.79	49.21
5	16	2014	6	16	1262	9.87	51	12782	650	612	51.51	48.49
8	21	2014	5	16	1262	9.87	52	12782	702	560	55.63	44.37
8	22	2014	6	16	1261	9.87	53	12782	680	581	53.93	46.07
10	10	2014	6	18	1261	9.87	54	12782	626	635	49.64	50.36
7	17	2014	5	17	1260	9.86	55	12782	775	485	61.51	38.49
6	26	2014	5	18	1258	9.84	56	12782	739	519	58.74	41.26
10	24	2014	6	16	1257	9.83	57	12782	592	665	47.10	52.90
5	2	2014	6	17	1256	9.83	58	12782	670	586	53.34	46.66
6	13	2014	6	17	1256	9.83	59	12782	650	606	51.75	48.25
5	23	2014	6	15	1254	9.81	60	12782	654	600	52.15	47.85
9	18	2014	5	16	1251	9.79	61	12782	672	579	53.72	46.28
6	26	2014	5	17	1248	9.76	62	12782	736	512	58.97	41.03
2	14	2014	6	18	1247	9.76	63	12782	647	600	51.88	48.12
2	14	2014	6	16	1246	9.75	64	12782	603	643	48.39	51.61
8	1	2014	6	17	1246	9.75	65	12782	676	570	54.25	45.75
10	31	2014	6	17	1244	9.73	66	12782	650	594	52.25	47.75
9	19	2014	6	18	1243	9.72	67	12782	627	616	50.44	49.56

MO	DY	YR	DAY OF WK	HR	HR VOL	PERCENT OF AADT	HOUR NUMBER	AADT	NORTH VOLUME	SOUTH VOLUME	PERCENT NORTH IS OF TOTAL VOLUME	PERCENT SOUTH IS OF TOTAL VOLUME
10	14	2014	3	16	1241	9.71	68	12782	594	647	47.86	52.14
2	14	2014	6	17	1240	9.70	69	12782	619	621	49.92	50.08
4	18	2014	6	17	1240	9.70	70	12782	636	604	51.29	48.71
5	22	2014	5	16	1239	9.69	71	12782	713	526	57.55	42.45
4	11	2014	6	16	1238	9.69	72	12782	653	585	52.75	47.25
11	14	2014	6	17	1235	9.66	73	12782	604	631	48.91	51.09
2	21	2014	6	17	1234	9.65	74	12782	605	629	49.03	50.97
11	14	2014	6	16	1234	9.65	75	12782	644	590	52.19	47.81
3	21	2014	6	17	1230	9.62	76	12782	635	595	51.63	48.37
5	9	2014	6	18	1230	9.62	77	12782	660	570	53.66	46.34
9	22	2014	2	17	1230	9.62	78	12782	656	574	53.33	46.67
10	31	2014	6	18	1230	9.62	79	12782	592	638	48.13	51.87
6	26	2014	5	16	1229	9.62	80	12782	675	554	54.92	45.08
8	8	2014	6	18	1228	9.61	81	12782	679	549	55.29	44.71
1	31	2014	6	16	1227	9.60	82	12782	667	560	54.36	45.64
7	11	2014	6	16	1227	9.60	83	12782	634	593	51.67	48.33
8	22	2014	6	17	1227	9.60	84	12782	638	589	52.00	48.00
8	15	2014	6	15	1226	9.59	85	12782	630	596	51.39	48.61
9	11	2014	5	17	1226	9.59	86	12782	661	565	53.92	46.08
10	3	2014	6	15	1226	9.59	87	12782	608	618	49.59	50.41
6	13	2014	6	16	1224	9.58	88	12782	616	608	50.33	49.67
9	22	2014	2	18	1221	9.55	89	12782	664	557	54.38	45.62
12	5	2014	6	17	1221	9.55	90	12782	667	554	54.63	45.37
3	28	2014	6	16	1220	9.54	91	12782	675	545	55.33	44.67
9	12	2014	6	18	1220	9.54	92	12782	639	581	52.38	47.62
7	25	2014	6	17	1219	9.54	93	12782	626	593	51.35	48.65
12	23	2014	3	17	1219	9.54	94	12782	690	529	56.60	43.40
1	31	2014	6	18	1218	9.53	95	12782	679	539	55.75	44.25
5	2	2014	6	18	1216	9.51	96	12782	659	557	54.19	45.81
7	18	2014	6	17	1215	9.51	97	12782	646	569	53.17	46.83
12	12	2014	6	16	1215	9.51	98	12782	666	549	54.81	45.19
2	21	2014	6	16	1214	9.50	99	12782	598	616	49.26	50.74
10	20	2014	2	16	1212	9.48	100	12782	626	586	51.65	48.35
7	11	2014	6	17	1210	9.47	101	12782	655	555	54.13	45.87
2	10	2014	2	16	1209	9.46	102	12782	683	526	56.49	43.51
2	14	2014	6	15	1209	9.46	103	12782	604	605	49.96	50.04
11	7	2014	6	18	1209	9.46	104	12782	644	565	53.27	46.73
6	12	2014	5	17	1207	9.44	105	12782	642	565	53.19	46.81
12	8	2014	2	17	1206	9.44	106	12782	649	557	53.81	46.19
4	16	2014	4	18	1205	9.43	107	12782	677	528	56.18	43.82
10	2	2014	5	17	1203	9.41	108	12782	648	555	53.87	46.13
7	3	2014	5	17	1202	9.40	109	12782	622	580	51.75	48.25
2	28	2014	6	16	1200	9.39	110	12782	633	567	52.75	47.25
6	5	2014	5	16	1198	9.37	111	12782	633	565	52.84	47.16
7	3	2014	5	18	1198	9.37	112	12782	543	655	45.33	54.67
6	6	2014	6	17	1197	9.36	113	12782	666	531	55.64	44.36
9	10	2014	4	16	1197	9.36	114	12782	613	584	51.21	48.79
1	10	2014	6	16	1196	9.36	115	12782	605	591	50.59	49.41
3	3	2014	2	16	1195	9.35	116	12782	614	581	51.38	48.62
8	24	2014	1	14	1194	9.34	117	12782	585	609	48.99	51.01
11	6	2014	5	17	1193	9.33	118	12782	615	578	51.55	48.45
8	14	2014	5	18	1191	9.32	119	12782	672	519	56.42	43.58

MO	DY	YR	DAY OF WK	HR	HR VOL	PERCENT OF AADT	HOUR NUMBER	AADT	NORTH VOLUME	SOUTH VOLUME	PERCENT NORTH IS OF TOTAL VOLUME	PERCENT SOUTH IS OF TOTAL VOLUME
10	1	2014	4	16	1191	9.32	120	12782	620	571	52.06	47.94
11	21	2014	6	16	1191	9.32	121	12782	609	582	51.13	48.87
1	31	2014	6	17	1190	9.31	122	12782	609	581	51.18	48.82
9	19	2014	6	15	1188	9.29	123	12782	592	596	49.83	50.17
1	24	2014	6	16	1187	9.29	124	12782	641	546	54.00	46.00
10	9	2014	5	16	1186	9.28	125	12782	584	602	49.24	50.76
10	22	2014	4	16	1185	9.27	126	12782	576	609	48.61	51.39
7	1	2014	3	17	1184	9.26	127	12782	653	531	55.15	44.85
5	27	2014	3	16	1183	9.26	128	12782	638	545	53.93	46.07
5	8	2014	5	16	1182	9.25	129	12782	595	587	50.34	49.66
7	24	2014	5	17	1182	9.25	130	12782	598	584	50.59	49.41
8	21	2014	5	18	1182	9.25	131	12782	643	539	54.40	45.60
8	25	2014	2	16	1182	9.25	132	12782	637	545	53.89	46.11
10	14	2014	3	17	1182	9.25	133	12782	595	587	50.34	49.66
10	16	2014	5	18	1182	9.25	134	12782	622	560	52.62	47.38
12	23	2014	3	16	1182	9.25	135	12782	615	567	52.03	47.97
3	21	2014	6	18	1181	9.24	136	12782	666	515	56.39	43.61
4	10	2014	5	18	1181	9.24	137	12782	664	517	56.22	43.78
7	11	2014	6	18	1181	9.24	138	12782	646	535	54.70	45.30
9	24	2014	4	18	1181	9.24	139	12782	657	524	55.63	44.37
9	11	2014	5	16	1180	9.23	140	12782	594	586	50.34	49.66
1	24	2014	6	17	1179	9.22	141	12782	627	552	53.18	46.82
3	7	2014	6	17	1179	9.22	142	12782	590	589	50.04	49.96
9	15	2014	2	16	1179	9.22	143	12782	620	559	52.59	47.41
10	2	2014	5	16	1179	9.22	144	12782	621	558	52.67	47.33
10	16	2014	5	16	1178	9.22	145	12782	608	570	51.61	48.39
7	31	2014	5	16	1175	9.19	146	12782	594	581	50.55	49.45
5	16	2014	6	18	1174	9.18	147	12782	682	492	58.09	41.91
5	19	2014	2	17	1174	9.18	148	12782	641	533	54.60	45.40
6	16	2014	2	16	1174	9.18	149	12782	641	533	54.60	45.40
8	1	2014	6	15	1174	9.18	150	12782	568	606	48.38	51.62
9	15	2014	2	18	1174	9.18	151	12782	633	541	53.92	46.08
1	10	2014	6	17	1173	9.18	152	12782	586	587	49.96	50.04
11	21	2014	6	17	1173	9.18	153	12782	640	533	54.56	45.44
12	22	2014	2	17	1173	9.18	154	12782	615	558	52.43	47.57
3	28	2014	6	18	1172	9.17	155	12782	621	551	52.99	47.01
4	18	2014	6	16	1172	9.17	156	12782	594	578	50.68	49.32
5	30	2014	6	17	1172	9.17	157	12782	616	556	52.56	47.44
7	10	2014	5	18	1172	9.17	158	12782	647	525	55.20	44.80
4	3	2014	5	17	1170	9.15	159	12782	623	547	53.25	46.75
7	24	2014	5	16	1170	9.15	160	12782	612	558	52.31	47.69
9	18	2014	5	18	1170	9.15	161	12782	661	509	56.50	43.50
9	23	2014	3	16	1170	9.15	162	12782	640	530	54.70	45.30
8	1	2014	6	18	1169	9.15	163	12782	577	592	49.36	50.64
10	2	2014	5	18	1169	9.15	164	12782	633	536	54.15	45.85
10	16	2014	5	17	1169	9.15	165	12782	594	575	50.81	49.19
7	18	2014	6	18	1168	9.14	166	12782	654	514	55.99	44.01
12	19	2014	6	16	1168	9.14	167	12782	575	593	49.23	50.77
2	7	2014	6	16	1167	9.13	168	12782	648	519	55.53	44.47
5	9	2014	6	15	1166	9.12	169	12782	641	525	54.97	45.03
6	3	2014	3	16	1165	9.11	170	12782	621	544	53.30	46.70
6	6	2014	6	15	1165	9.11	171	12782	639	526	54.85	45.15

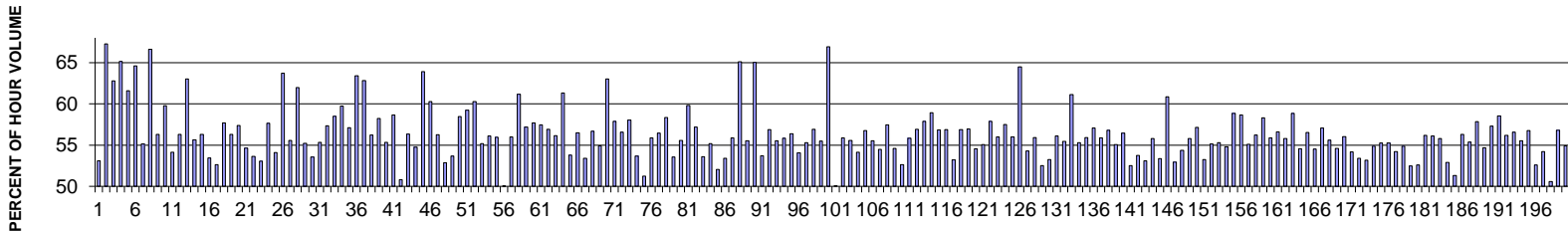
MO	DY	YR	DAY OF WK	HR	HR VOL	PERCENT OF AADT	HOUR NUMBER	AADT	NORTH VOLUME	SOUTH VOLUME	PERCENT NORTH IS OF TOTAL VOLUME	PERCENT SOUTH IS OF TOTAL VOLUME
10	6	2014	2	16	1165	9.11	172	12782	579	586	49.70	50.30
10	23	2014	5	17	1165	9.11	173	12782	605	560	51.93	48.07
12	5	2014	6	15	1165	9.11	174	12782	574	591	49.27	50.73
7	25	2014	6	18	1163	9.10	175	12782	645	518	55.46	44.54
2	28	2014	6	18	1162	9.09	176	12782	611	551	52.58	47.42
9	24	2014	4	17	1162	9.09	177	12782	647	515	55.68	44.32
10	23	2014	5	16	1162	9.09	178	12782	634	528	54.56	45.44
12	12	2014	6	17	1162	9.09	179	12782	582	580	50.09	49.91
3	14	2014	6	18	1161	9.08	180	12782	669	492	57.62	42.38
4	4	2014	6	16	1161	9.08	181	12782	583	578	50.22	49.78
10	9	2014	5	17	1161	9.08	182	12782	610	551	52.54	47.46
10	27	2014	2	18	1161	9.08	183	12782	597	564	51.42	48.58
11	25	2014	3	17	1161	9.08	184	12782	624	537	53.75	46.25
3	4	2014	3	16	1159	9.07	185	12782	603	556	52.03	47.97
3	13	2014	5	18	1158	9.06	186	12782	661	497	57.08	42.92
8	14	2014	5	16	1158	9.06	187	12782	640	518	55.27	44.73
3	14	2014	6	17	1156	9.04	188	12782	589	567	50.95	49.05
6	25	2014	4	17	1156	9.04	189	12782	631	525	54.58	45.42
9	18	2014	5	17	1156	9.04	190	12782	627	529	54.24	45.76
10	31	2014	6	15	1156	9.04	191	12782	551	605	47.66	52.34
11	3	2014	2	17	1156	9.04	192	12782	607	549	52.51	47.49
3	7	2014	6	18	1155	9.04	193	12782	641	514	55.50	44.50
11	6	2014	5	16	1155	9.04	194	12782	611	544	52.90	47.10
10	15	2014	4	17	1154	9.03	195	12782	573	581	49.65	50.35
1	13	2014	2	16	1153	9.02	196	12782	629	524	54.55	45.45
3	21	2014	6	16	1153	9.02	197	12782	604	549	52.39	47.61
4	10	2014	5	17	1153	9.02	198	12782	630	523	54.64	45.36
8	28	2014	5	17	1153	9.02	199	12782	649	504	56.29	43.71
8	29	2014	6	14	1153	9.02	200	12782	569	584	49.35	50.65

**SR 005 MP 261.33 FERNDALE ADC SITE P04
K FOR PEAK 200 HOURS OF 2014**



AADT= 50759 K 30 FACTOR= 9.22 K 100 FACTOR= 8.91 K 200 FACTOR= 8.61 D 30 FACTOR= 53.57

**SR 005 MP 261.33 FERNDALE ADC SITE P04
D % IN THE PEAK 200 HOURS OF 2014**



MO	DY	YR	DAY OF WK	HR	HR VOL	PERCENT OF AADT	HOUR NUMBER	AADT	NORTH VOLUME	SOUTH VOLUME	PERCENT NORTH IS OF TOTAL VOLUME	PERCENT SOUTH IS OF TOTAL VOLUME
4	18	2014	6	17	4968	9.79	1	50759	2638	2330	53.10	46.90
5	19	2014	2	17	4949	9.75	2	50759	3330	1619	67.29	32.71
8	4	2014	2	17	4943	9.74	3	50759	3103	1840	62.78	37.22
8	4	2014	2	18	4897	9.65	4	50759	3191	1706	65.16	34.84
11	10	2014	2	17	4895	9.64	5	50759	3016	1879	61.61	38.39
10	13	2014	2	17	4861	9.58	6	50759	3141	1720	64.62	35.38
7	31	2014	5	18	4860	9.57	7	50759	2681	2179	55.16	44.84
5	19	2014	2	18	4847	9.55	8	50759	3229	1618	66.62	33.38
8	22	2014	6	17	4847	9.55	9	50759	2730	2117	56.32	43.68
12	30	2014	3	17	4814	9.48	10	50759	2878	1936	59.78	40.22
6	27	2014	6	18	4812	9.48	11	50759	2605	2207	54.14	45.86
8	29	2014	6	17	4805	9.47	12	50759	2706	2099	56.32	43.68
11	11	2014	3	17	4769	9.40	13	50759	3005	1764	63.01	36.99
8	8	2014	6	18	4766	9.39	14	50759	2652	2114	55.64	44.36
8	7	2014	5	18	4752	9.36	15	50759	2676	2076	56.31	43.69

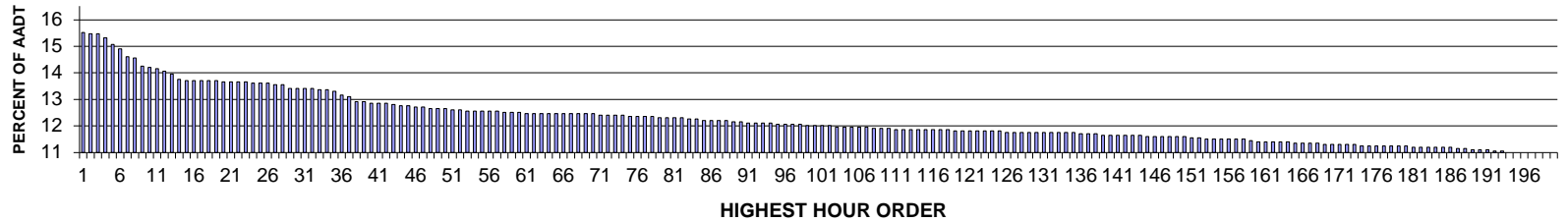
MO	DY	YR	DAY OF WK	HR	HR VOL	PERCENT OF AADT	HOUR NUMBER	AADT	NORTH VOLUME	SOUTH VOLUME	PERCENT NORTH IS OF TOTAL VOLUME	PERCENT SOUTH IS OF TOTAL VOLUME
8	1	2014	6	17	4748	9.35	16	50759	2537	2211	53.43	46.57
8	1	2014	6	16	4737	9.33	17	50759	2494	2243	52.65	47.35
8	18	2014	2	18	4730	9.32	18	50759	2729	2001	57.70	42.30
8	20	2014	4	18	4725	9.31	19	50759	2661	2064	56.32	43.68
8	5	2014	3	18	4718	9.29	20	50759	2707	2011	57.38	42.62
8	13	2014	4	17	4710	9.28	21	50759	2574	2136	54.65	45.35
8	1	2014	6	18	4708	9.28	22	50759	2526	2182	53.65	46.35
6	27	2014	6	17	4702	9.26	23	50759	2494	2208	53.04	46.96
8	12	2014	3	18	4689	9.24	24	50759	2703	1986	57.65	42.35
10	10	2014	6	17	4686	9.23	25	50759	2535	2151	54.10	45.90
5	19	2014	2	16	4685	9.23	26	50759	2986	1699	63.74	36.26
8	22	2014	6	18	4683	9.23	27	50759	2603	2080	55.58	44.42
4	21	2014	2	18	4680	9.22	28	50759	2900	1780	61.97	38.03
8	21	2014	5	17	4680	9.22	29	50759	2584	2096	55.21	44.79
8	8	2014	6	17	4678	9.22	30	50759	2506	2172	53.57	46.43
8	29	2014	6	18	4675	9.21	31	50759	2586	2089	55.32	44.68
6	30	2014	2	17	4671	9.20	32	50759	2678	1993	57.33	42.67
8	6	2014	4	18	4670	9.20	33	50759	2732	1938	58.50	41.50
12	29	2014	2	17	4670	9.20	34	50759	2791	1879	59.76	40.24
8	25	2014	2	18	4667	9.19	35	50759	2665	2002	57.10	42.90
7	1	2014	3	18	4665	9.19	36	50759	2958	1707	63.41	36.59
10	13	2014	2	16	4659	9.18	37	50759	2927	1732	62.82	37.18
8	21	2014	5	18	4657	9.17	38	50759	2618	2039	56.22	43.78
12	22	2014	2	17	4653	9.17	39	50759	2710	1943	58.24	41.76
7	18	2014	6	17	4651	9.16	40	50759	2573	2078	55.32	44.68
9	2	2014	3	18	4645	9.15	41	50759	2725	1920	58.67	41.33
5	16	2014	6	17	4637	9.14	42	50759	2281	2356	49.19	50.81
8	12	2014	3	17	4632	9.13	43	50759	2610	2022	56.35	43.65
9	5	2014	6	17	4629	9.12	44	50759	2534	2095	54.74	45.26
5	19	2014	2	15	4626	9.11	45	50759	2956	1670	63.90	36.10
12	30	2014	3	18	4625	9.11	46	50759	2789	1836	60.30	39.70
7	10	2014	5	18	4624	9.11	47	50759	2601	2023	56.25	43.75
8	22	2014	6	16	4624	9.11	48	50759	2444	2180	52.85	47.15
6	6	2014	6	17	4617	9.10	49	50759	2478	2139	53.67	46.33
8	26	2014	3	18	4617	9.10	50	50759	2699	1918	58.46	41.54
8	13	2014	4	18	4616	9.09	51	50759	2735	1881	59.25	40.75
7	1	2014	3	17	4615	9.09	52	50759	2783	1832	60.30	39.70
5	2	2014	6	17	4614	9.09	53	50759	2546	2068	55.18	44.82
7	28	2014	2	18	4614	9.09	54	50759	2590	2024	56.13	43.87
8	25	2014	2	17	4612	9.09	55	50759	2581	2031	55.96	44.04
4	18	2014	6	16	4611	9.08	56	50759	2307	2304	50.03	49.97
8	15	2014	6	17	4607	9.08	57	50759	2580	2027	56.00	44.00
8	4	2014	2	16	4606	9.07	58	50759	2818	1788	61.18	38.82
8	5	2014	3	17	4604	9.07	59	50759	2633	1971	57.19	42.81
8	27	2014	4	18	4604	9.07	60	50759	2656	1948	57.69	42.31
7	21	2014	2	18	4603	9.07	61	50759	2646	1957	57.48	42.52
7	17	2014	5	18	4602	9.07	62	50759	2619	1983	56.91	43.09
8	28	2014	5	18	4601	9.06	63	50759	2583	2018	56.14	43.86
11	10	2014	2	18	4598	9.06	64	50759	2819	1779	61.31	38.69
7	10	2014	5	17	4595	9.05	65	50759	2472	2123	53.80	46.20
7	3	2014	5	17	4584	9.03	66	50759	2589	1995	56.48	43.52
7	25	2014	6	17	4584	9.03	67	50759	2448	2136	53.40	46.60

MO	DY	YR	DAY OF WK	HR	HR VOL	PERCENT OF AADT	HOUR NUMBER	AADT	NORTH VOLUME	SOUTH VOLUME	PERCENT NORTH IS OF TOTAL VOLUME	PERCENT SOUTH IS OF TOTAL VOLUME
8	20	2014	4	17	4584	9.03	68	50759	2598	1986	56.68	43.32
9	5	2014	6	18	4584	9.03	69	50759	2517	2067	54.91	45.09
4	21	2014	2	17	4583	9.03	70	50759	2888	1695	63.02	36.98
7	16	2014	4	18	4583	9.03	71	50759	2653	1930	57.89	42.11
7	29	2014	3	18	4582	9.03	72	50759	2592	1990	56.57	43.43
7	2	2014	4	18	4577	9.02	73	50759	2657	1920	58.05	41.95
7	11	2014	6	17	4573	9.01	74	50759	2454	2119	53.66	46.34
8	15	2014	6	16	4573	9.01	75	50759	2343	2230	51.24	48.76
8	19	2014	3	18	4571	9.01	76	50759	2554	2017	55.87	44.13
6	30	2014	2	18	4568	9.00	77	50759	2578	1990	56.44	43.56
7	14	2014	2	18	4568	9.00	78	50759	2665	1903	58.34	41.66
7	18	2014	6	18	4566	9.00	79	50759	2445	2121	53.55	46.45
8	7	2014	5	17	4566	9.00	80	50759	2537	2029	55.56	44.44
1	3	2014	6	17	4563	8.99	81	50759	2729	1834	59.81	40.19
9	4	2014	5	17	4563	8.99	82	50759	2610	1953	57.20	42.80
4	17	2014	5	18	4560	8.98	83	50759	2444	2116	53.60	46.40
6	13	2014	6	18	4554	8.97	84	50759	2513	2041	55.18	44.82
8	11	2014	2	17	4554	8.97	85	50759	2370	2184	52.04	47.96
10	9	2014	5	18	4553	8.97	86	50759	2432	2121	53.42	46.58
7	25	2014	6	18	4551	8.97	87	50759	2543	2008	55.88	44.12
10	13	2014	2	18	4550	8.96	88	50759	2963	1587	65.12	34.88
10	24	2014	6	18	4547	8.96	89	50759	2526	2021	55.55	44.45
2	10	2014	2	17	4546	8.96	90	50759	2957	1589	65.05	34.95
6	27	2014	6	16	4537	8.94	91	50759	2437	2100	53.71	46.29
7	21	2014	2	17	4535	8.93	92	50759	2580	1955	56.89	43.11
6	26	2014	5	18	4534	8.93	93	50759	2518	2016	55.54	44.46
9	19	2014	6	17	4534	8.93	94	50759	2532	2002	55.84	44.16
7	24	2014	5	17	4533	8.93	95	50759	2556	1977	56.39	43.61
7	28	2014	2	17	4531	8.93	96	50759	2449	2082	54.05	45.95
8	15	2014	6	18	4530	8.92	97	50759	2505	2025	55.30	44.70
9	3	2014	4	18	4527	8.92	98	50759	2577	1950	56.93	43.07
12	5	2014	6	17	4526	8.92	99	50759	2511	2015	55.48	44.52
2	10	2014	2	18	4525	8.91	100	50759	3029	1496	66.94	33.06
5	16	2014	6	18	4524	8.91	101	50759	2259	2265	49.93	50.07
4	11	2014	6	17	4523	8.91	102	50759	2528	1995	55.89	44.11
9	12	2014	6	17	4523	8.91	103	50759	2513	2010	55.56	44.44
11	7	2014	6	17	4523	8.91	104	50759	2449	2074	54.15	45.85
3	21	2014	6	17	4520	8.90	105	50759	2566	1954	56.77	43.23
6	13	2014	6	17	4520	8.90	106	50759	2511	2009	55.55	44.45
7	11	2014	6	18	4518	8.90	107	50759	2461	2057	54.47	45.53
4	18	2014	6	18	4516	8.90	108	50759	2596	1920	57.48	42.52
7	31	2014	5	17	4514	8.89	109	50759	2464	2050	54.59	45.41
6	20	2014	6	18	4513	8.89	110	50759	2375	2138	52.63	47.37
7	15	2014	3	18	4510	8.89	111	50759	2518	1992	55.83	44.17
8	26	2014	3	17	4509	8.88	112	50759	2566	1943	56.91	43.09
7	7	2014	2	18	4507	8.88	113	50759	2608	1899	57.87	42.13
9	4	2014	5	18	4507	8.88	114	50759	2656	1851	58.93	41.07
3	20	2014	5	18	4504	8.87	115	50759	2560	1944	56.84	43.16
6	23	2014	2	18	4504	8.87	116	50759	2563	1941	56.90	43.10
8	28	2014	5	17	4503	8.87	117	50759	2396	2107	53.21	46.79
8	27	2014	4	17	4499	8.86	118	50759	2560	1939	56.90	43.10
6	17	2014	3	18	4497	8.86	119	50759	2562	1935	56.97	43.03

MO	DY	YR	DAY OF WK	HR	HR VOL	PERCENT OF AADT	HOUR NUMBER	AADT	NORTH VOLUME	SOUTH VOLUME	PERCENT NORTH IS OF TOTAL VOLUME	PERCENT SOUTH IS OF TOTAL VOLUME
4	25	2014	6	17	4493	8.85	120	50759	2451	2042	54.55	45.45
6	26	2014	5	17	4492	8.85	121	50759	2473	2019	55.05	44.95
12	22	2014	2	18	4491	8.85	122	50759	2599	1892	57.87	42.13
7	30	2014	4	18	4487	8.84	123	50759	2512	1975	55.98	44.02
9	11	2014	5	18	4487	8.84	124	50759	2580	1907	57.50	42.50
9	17	2014	4	18	4484	8.83	125	50759	2510	1974	55.98	44.02
11	11	2014	3	18	4483	8.83	126	50759	2891	1592	64.49	35.51
8	8	2014	6	16	4478	8.82	127	50759	2431	2047	54.29	45.71
10	24	2014	6	17	4476	8.82	128	50759	2502	1974	55.90	44.10
11	7	2014	6	18	4474	8.81	129	50759	2350	2124	52.53	47.47
8	29	2014	6	16	4472	8.81	130	50759	2382	2090	53.26	46.74
12	19	2014	6	17	4471	8.81	131	50759	2509	1962	56.12	43.88
6	19	2014	5	18	4465	8.80	132	50759	2476	1989	55.45	44.55
2	10	2014	2	16	4463	8.79	133	50759	2729	1734	61.15	38.85
7	24	2014	5	18	4460	8.79	134	50759	2466	1994	55.29	44.71
12	12	2014	6	17	4458	8.78	135	50759	2492	1966	55.90	44.10
3	20	2014	5	17	4456	8.78	136	50759	2543	1913	57.07	42.93
4	16	2014	4	18	4456	8.78	137	50759	2489	1967	55.86	44.14
9	18	2014	5	17	4455	8.78	138	50759	2531	1924	56.81	43.19
9	18	2014	5	18	4455	8.78	139	50759	2454	2001	55.08	44.92
12	19	2014	6	18	4455	8.78	140	50759	2515	1940	56.45	43.55
7	18	2014	6	16	4452	8.77	141	50759	2338	2114	52.52	47.48
6	12	2014	5	18	4450	8.77	142	50759	2392	2058	53.75	46.25
5	15	2014	5	17	4449	8.76	143	50759	2362	2087	53.09	46.91
7	17	2014	5	17	4449	8.76	144	50759	2483	1966	55.81	44.19
10	24	2014	6	16	4449	8.76	145	50759	2374	2075	53.36	46.64
12	29	2014	2	18	4446	8.76	146	50759	2706	1740	60.86	39.14
3	14	2014	6	18	4441	8.75	147	50759	2352	2089	52.96	47.04
12	17	2014	4	18	4439	8.75	148	50759	2413	2026	54.36	45.64
6	19	2014	5	17	4437	8.74	149	50759	2476	1961	55.80	44.20
6	11	2014	4	18	4434	8.74	150	50759	2535	1899	57.17	42.83
10	3	2014	6	18	4434	8.74	151	50759	2362	2072	53.27	46.73
5	30	2014	6	17	4433	8.73	152	50759	2445	1988	55.15	44.85
12	16	2014	3	18	4428	8.72	153	50759	2449	1979	55.31	44.69
12	5	2014	6	18	4425	8.72	154	50759	2424	2001	54.78	45.22
7	3	2014	5	18	4424	8.72	155	50759	2604	1820	58.86	41.14
12	15	2014	2	17	4421	8.71	156	50759	2593	1828	58.65	41.35
12	15	2014	2	18	4421	8.71	157	50759	2436	1985	55.10	44.90
7	14	2014	2	17	4419	8.71	158	50759	2485	1934	56.23	43.77
7	22	2014	3	18	4419	8.71	159	50759	2577	1842	58.32	41.68
4	15	2014	3	18	4418	8.70	160	50759	2468	1950	55.86	44.14
8	18	2014	2	17	4418	8.70	161	50759	2501	1917	56.61	43.39
11	14	2014	6	17	4418	8.70	162	50759	2465	1953	55.79	44.21
6	2	2014	2	18	4416	8.70	163	50759	2599	1817	58.85	41.15
7	16	2014	4	17	4416	8.70	164	50759	2409	2007	54.55	45.45
7	30	2014	4	17	4416	8.70	165	50759	2496	1920	56.52	43.48
5	9	2014	6	17	4413	8.69	166	50759	2407	2006	54.54	45.46
5	28	2014	4	18	4413	8.69	167	50759	2519	1894	57.08	42.92
10	8	2014	4	18	4413	8.69	168	50759	2454	1959	55.61	44.39
10	10	2014	6	18	4413	8.69	169	50759	2409	2004	54.59	45.41
3	27	2014	5	18	4411	8.69	170	50759	2472	1939	56.04	43.96
5	30	2014	6	18	4410	8.69	171	50759	2389	2021	54.17	45.83

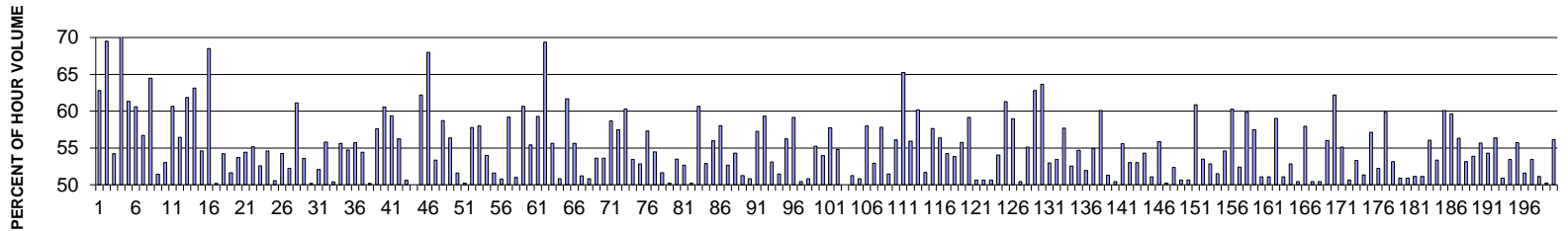
MO	DY	YR	DAY OF WK	HR	HR VOL	PERCENT OF AADT	HOUR NUMBER	AADT	NORTH VOLUME	SOUTH VOLUME	PERCENT NORTH IS OF TOTAL VOLUME	PERCENT SOUTH IS OF TOTAL VOLUME
3	21	2014	6	16	4408	8.68	172	50759	2354	2054	53.40	46.60
12	30	2014	3	16	4407	8.68	173	50759	2344	2063	53.19	46.81
9	19	2014	6	18	4406	8.68	174	50759	2418	1988	54.88	45.12
6	20	2014	6	17	4402	8.67	175	50759	2433	1969	55.27	44.73
9	12	2014	6	18	4402	8.67	176	50759	2432	1970	55.25	44.75
6	5	2014	5	18	4397	8.66	177	50759	2383	2014	54.20	45.80
10	3	2014	6	17	4397	8.66	178	50759	2413	1984	54.88	45.12
4	18	2014	6	15	4396	8.66	179	50759	2089	2307	47.52	52.48
5	15	2014	5	18	4395	8.66	180	50759	2311	2084	52.58	47.42
7	9	2014	4	18	4394	8.66	181	50759	2469	1925	56.19	43.81
3	28	2014	6	17	4393	8.65	182	50759	2465	1928	56.11	43.89
6	25	2014	4	18	4393	8.65	183	50759	2452	1941	55.82	44.18
7	25	2014	6	16	4392	8.65	184	50759	2324	2068	52.91	47.09
5	16	2014	6	16	4391	8.65	185	50759	2254	2137	51.33	48.67
7	29	2014	3	17	4391	8.65	186	50759	2473	1918	56.32	43.68
12	17	2014	4	17	4389	8.65	187	50759	2430	1959	55.37	44.63
6	25	2014	4	17	4382	8.63	188	50759	2535	1847	57.85	42.15
9	26	2014	6	17	4382	8.63	189	50759	2396	1986	54.68	45.32
5	20	2014	3	18	4381	8.63	190	50759	2510	1871	57.29	42.71
8	4	2014	2	15	4380	8.63	191	50759	2564	1816	58.54	41.46
6	4	2014	4	18	4379	8.63	192	50759	2460	1919	56.18	43.82
7	2	2014	4	17	4378	8.63	193	50759	2477	1901	56.58	43.42
9	10	2014	4	18	4377	8.62	194	50759	2430	1947	55.52	44.48
7	7	2014	2	17	4375	8.62	195	50759	2484	1891	56.78	43.22
6	13	2014	6	16	4374	8.62	196	50759	2300	2074	52.58	47.42
2	28	2014	6	18	4372	8.61	197	50759	2370	2002	54.21	45.79
6	27	2014	6	15	4370	8.61	198	50759	2160	2210	49.43	50.57
3	21	2014	6	18	4369	8.61	199	50759	2482	1887	56.81	43.19
5	21	2014	4	18	4369	8.61	200	50759	2399	1970	54.91	45.09

**SR 012 MP 376.98 DAYTON #1 ADC SITE P05
K FOR PEAK 200 HOURS OF 2014**



AADT= 1994 K 30 FACTOR= 13.39 K 100 FACTOR= 11.99 K 200 FACTOR= 10.98 D 30 FACTOR= 50.19

**SR 012 MP 376.98 DAYTON #1 ADC SITE P05
D% IN THE PEAK 200 HOURS OF 2014**



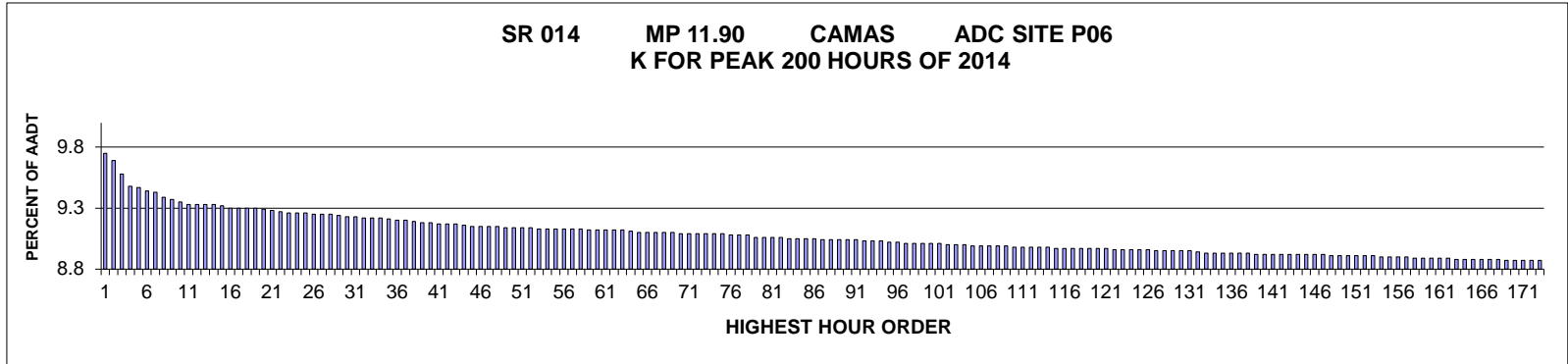
MO	DY	YR	DAY OF WK	HR	HR VOL	PERCENT OF AADT	HOUR NUMBER	AADT	EAST VOLUME	WEST VOLUME	PERCENT EAST IS OF TOTAL VOLUME	PERCENT WEST IS OF TOTAL VOLUME
5	26	2014	2	13	309	15.50	1	1994	115	194	37.22	62.78
7	6	2014	1	13	308	15.45	2	1994	94	214	30.52	69.48
10	10	2014	6	16	308	15.45	3	1994	167	141	54.22	45.78
5	26	2014	2	12	305	15.30	4	1994	90	215	29.51	70.49
7	6	2014	1	16	300	15.05	5	1994	116	184	38.67	61.33
5	26	2014	2	15	297	14.89	6	1994	117	180	39.39	60.61
6	27	2014	6	17	291	14.59	7	1994	165	126	56.70	43.30
7	6	2014	1	14	290	14.54	8	1994	103	187	35.52	64.48
10	17	2014	6	17	284	14.24	9	1994	146	138	51.41	48.59
7	11	2014	6	12	283	14.19	10	1994	150	133	53.00	47.00
6	27	2014	6	15	282	14.14	11	1994	171	111	60.64	39.36
11	30	2014	1	15	280	14.04	12	1994	122	158	43.57	56.43
10	10	2014	6	18	278	13.94	13	1994	172	106	61.87	38.13
9	20	2014	7	10	274	13.74	14	1994	101	173	36.86	63.14
6	20	2014	6	17	273	13.69	15	1994	149	124	54.58	45.42

MO	DY	YR	DAY OF WK	HR	HR VOL	PERCENT OF AADT	HOUR NUMBER	AADT	EAST VOLUME	WEST VOLUME	PERCENT EAST IS OF TOTAL VOLUME	PERCENT WEST IS OF TOTAL VOLUME
7	6	2014	1	15	273	13.69	16	1994	86	187	31.50	68.50
9	26	2014	6	16	273	13.69	17	1994	137	136	50.18	49.82
10	17	2014	6	15	273	13.69	18	1994	148	125	54.21	45.79
11	30	2014	1	16	273	13.69	19	1994	141	132	51.65	48.35
6	20	2014	6	18	272	13.64	20	1994	146	126	53.68	46.32
8	22	2014	6	16	272	13.64	21	1994	148	124	54.41	45.59
10	10	2014	6	17	272	13.64	22	1994	150	122	55.15	44.85
11	30	2014	1	14	272	13.64	23	1994	129	143	47.43	52.57
5	23	2014	6	14	271	13.59	24	1994	148	123	54.61	45.39
6	29	2014	1	16	271	13.59	25	1994	134	137	49.45	50.55
10	24	2014	6	17	271	13.59	26	1994	147	124	54.24	45.76
6	6	2014	6	17	270	13.54	27	1994	141	129	52.22	47.78
7	3	2014	5	16	270	13.54	28	1994	165	105	61.11	38.89
5	9	2014	6	17	267	13.39	29	1994	143	124	53.56	46.44
6	15	2014	1	13	267	13.39	30	1994	133	134	49.81	50.19
8	3	2014	1	15	267	13.39	31	1994	128	139	47.94	52.06
8	8	2014	6	16	267	13.39	32	1994	118	149	44.19	55.81
6	13	2014	6	16	266	13.34	33	1994	132	134	49.62	50.38
10	12	2014	1	14	266	13.34	34	1994	118	148	44.36	55.64
7	18	2014	6	17	265	13.29	35	1994	145	120	54.72	45.28
10	10	2014	6	15	262	13.14	36	1994	146	116	55.73	44.27
6	22	2014	1	13	261	13.09	37	1994	119	142	45.59	54.41
7	20	2014	1	15	257	12.89	38	1994	128	129	49.81	50.19
10	17	2014	6	16	257	12.89	39	1994	148	109	57.59	42.41
5	26	2014	2	14	256	12.84	40	1994	101	155	39.45	60.55
7	6	2014	1	12	256	12.84	41	1994	104	152	40.63	59.38
8	10	2014	1	14	256	12.84	42	1994	112	144	43.75	56.25
6	13	2014	6	17	255	12.79	43	1994	126	129	49.41	50.59
4	20	2014	1	18	254	12.74	44	1994	127	127	50.00	50.00
9	21	2014	1	12	254	12.74	45	1994	96	158	37.80	62.20
9	21	2014	1	13	253	12.69	46	1994	81	172	32.02	67.98
11	26	2014	4	14	253	12.69	47	1994	135	118	53.36	46.64
5	23	2014	6	16	252	12.64	48	1994	148	104	58.73	41.27
10	24	2014	6	16	252	12.64	49	1994	142	110	56.35	43.65
10	24	2014	6	18	252	12.64	50	1994	130	122	51.59	48.41
6	20	2014	6	16	251	12.59	51	1994	126	125	50.20	49.80
7	18	2014	6	16	251	12.59	52	1994	145	106	57.77	42.23
5	23	2014	6	18	250	12.54	53	1994	145	105	58.00	42.00
6	22	2014	1	12	250	12.54	54	1994	115	135	46.00	54.00
7	20	2014	1	16	250	12.54	55	1994	121	129	48.40	51.60
9	26	2014	6	15	250	12.54	56	1994	127	123	50.80	49.20
11	30	2014	1	13	250	12.54	57	1994	102	148	40.80	59.20
7	11	2014	6	16	249	12.49	58	1994	122	127	49.00	51.00
8	17	2014	1	16	249	12.49	59	1994	98	151	39.36	60.64
10	3	2014	6	16	249	12.49	60	1994	138	111	55.42	44.58
5	23	2014	6	13	248	12.44	61	1994	147	101	59.27	40.73
5	24	2014	7	11	248	12.44	62	1994	172	76	69.35	30.65
5	26	2014	2	17	248	12.44	63	1994	110	138	44.35	55.65
6	22	2014	1	16	248	12.44	64	1994	122	126	49.19	50.81
7	3	2014	5	17	248	12.44	65	1994	153	95	61.69	38.31
7	25	2014	6	17	248	12.44	66	1994	138	110	55.65	44.35
8	17	2014	1	15	248	12.44	67	1994	121	127	48.79	51.21

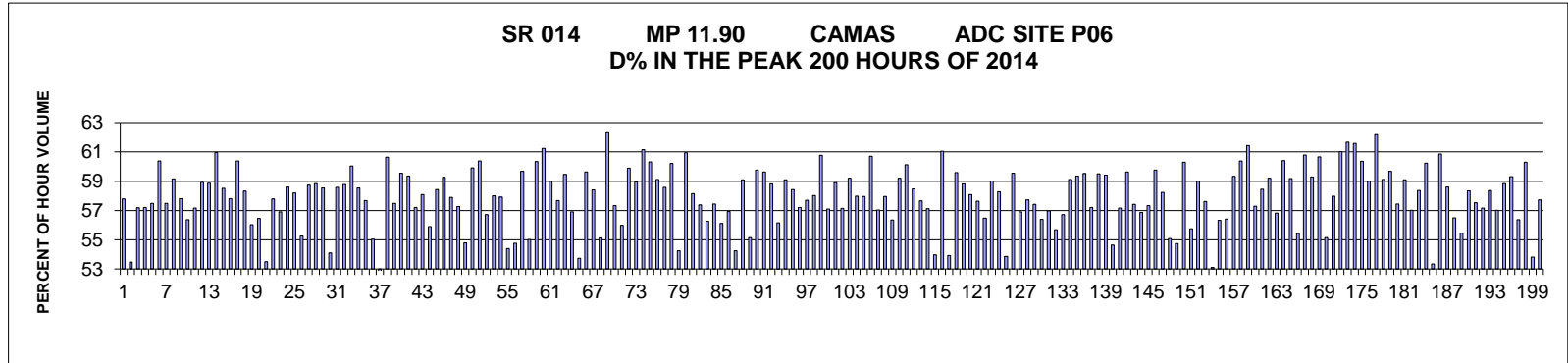
MO	DY	YR	DAY OF WK	HR	HR VOL	PERCENT OF AADT	HOUR NUMBER	AADT	EAST VOLUME	WEST VOLUME	PERCENT EAST IS OF TOTAL VOLUME	PERCENT WEST IS OF TOTAL VOLUME
8	22	2014	6	11	248	12.44	68	1994	126	122	50.81	49.19
8	22	2014	6	17	248	12.44	69	1994	133	115	53.63	46.37
11	26	2014	4	15	248	12.44	70	1994	133	115	53.63	46.37
5	23	2014	6	17	247	12.39	71	1994	145	102	58.70	41.30
7	20	2014	1	14	247	12.39	72	1994	105	142	42.51	57.49
8	10	2014	1	15	247	12.39	73	1994	98	149	39.68	60.32
10	3	2014	6	17	247	12.39	74	1994	132	115	53.44	46.56
6	6	2014	6	16	246	12.34	75	1994	130	116	52.85	47.15
6	29	2014	1	12	246	12.34	76	1994	105	141	42.68	57.32
8	1	2014	6	17	246	12.34	77	1994	112	134	45.53	54.47
9	19	2014	6	14	246	12.34	78	1994	127	119	51.63	48.37
6	6	2014	6	18	245	12.29	79	1994	123	122	50.20	49.80
6	13	2014	6	14	245	12.29	80	1994	131	114	53.47	46.53
7	3	2014	5	13	245	12.29	81	1994	116	129	47.35	52.65
7	25	2014	6	16	245	12.29	82	1994	122	123	49.80	50.20
7	20	2014	1	12	244	12.24	83	1994	96	148	39.34	60.66
7	20	2014	1	17	244	12.24	84	1994	115	129	47.13	52.87
5	16	2014	6	16	243	12.19	85	1994	136	107	55.97	44.03
7	3	2014	5	14	243	12.19	86	1994	141	102	58.02	41.98
9	19	2014	6	17	243	12.19	87	1994	115	128	47.33	52.67
10	17	2014	6	13	243	12.19	88	1994	111	132	45.68	54.32
6	15	2014	1	16	242	12.14	89	1994	118	124	48.76	51.24
9	26	2014	6	17	242	12.14	90	1994	119	123	49.17	50.83
5	9	2014	6	16	241	12.09	91	1994	138	103	57.26	42.74
6	15	2014	1	17	241	12.09	92	1994	143	98	59.34	40.66
7	18	2014	6	14	241	12.09	93	1994	113	128	46.89	53.11
10	3	2014	6	18	241	12.09	94	1994	124	117	51.45	48.55
4	25	2014	6	16	240	12.04	95	1994	135	105	56.25	43.75
8	1	2014	6	16	240	12.04	96	1994	142	98	59.17	40.83
8	8	2014	6	12	240	12.04	97	1994	119	121	49.58	50.42
9	19	2014	6	16	240	12.04	98	1994	118	122	49.17	50.83
5	23	2014	6	15	239	11.99	99	1994	132	107	55.23	44.77
6	27	2014	6	16	239	11.99	100	1994	129	110	53.97	46.03
7	11	2014	6	17	239	11.99	101	1994	138	101	57.74	42.26
7	27	2014	1	13	239	11.99	102	1994	108	131	45.19	54.81
5	9	2014	6	18	238	11.94	103	1994	119	119	50.00	50.00
7	13	2014	1	14	238	11.94	104	1994	116	122	48.74	51.26
8	3	2014	1	14	238	11.94	105	1994	117	121	49.16	50.84
8	29	2014	6	18	238	11.94	106	1994	138	100	57.98	42.02
10	17	2014	6	18	238	11.94	107	1994	112	126	47.06	52.94
6	14	2014	7	12	237	11.89	108	1994	100	137	42.19	57.81
8	29	2014	6	17	237	11.89	109	1994	115	122	48.52	51.48
10	10	2014	6	13	237	11.89	110	1994	133	104	56.12	43.88
5	26	2014	2	16	236	11.84	111	1994	82	154	34.75	65.25
6	6	2014	6	13	236	11.84	112	1994	104	132	44.07	55.93
6	29	2014	1	15	236	11.84	113	1994	94	142	39.83	60.17
8	10	2014	1	13	236	11.84	114	1994	114	122	48.31	51.69
8	24	2014	1	12	236	11.84	115	1994	100	136	42.37	57.63
8	29	2014	6	14	236	11.84	116	1994	133	103	56.36	43.64
8	29	2014	6	16	236	11.84	117	1994	128	108	54.24	45.76
11	7	2014	6	17	236	11.84	118	1994	109	127	46.19	53.81
6	8	2014	1	15	235	11.79	119	1994	104	131	44.26	55.74

MO	DY	YR	DAY OF WK	HR	HR VOL	PERCENT OF AADT	HOUR NUMBER	AADT	EAST VOLUME	WEST VOLUME	PERCENT EAST IS OF TOTAL VOLUME	PERCENT WEST IS OF TOTAL VOLUME
7	3	2014	5	15	235	11.79	120	1994	139	96	59.15	40.85
7	13	2014	1	12	235	11.79	121	1994	116	119	49.36	50.64
8	1	2014	6	12	235	11.79	122	1994	119	116	50.64	49.36
8	8	2014	6	17	235	11.79	123	1994	116	119	49.36	50.64
9	19	2014	6	15	235	11.79	124	1994	127	108	54.04	45.96
10	5	2014	1	12	235	11.79	125	1994	91	144	38.72	61.28
5	9	2014	6	15	234	11.74	126	1994	138	96	58.97	41.03
6	13	2014	6	18	234	11.74	127	1994	118	116	50.43	49.57
6	19	2014	5	16	234	11.74	128	1994	129	105	55.13	44.87
6	22	2014	1	14	234	11.74	129	1994	87	147	37.18	62.82
6	22	2014	1	15	234	11.74	130	1994	85	149	36.32	63.68
7	6	2014	1	17	234	11.74	131	1994	110	124	47.01	52.99
8	2	2014	7	12	234	11.74	132	1994	125	109	53.42	46.58
9	21	2014	1	14	234	11.74	133	1994	99	135	42.31	57.69
9	26	2014	6	18	234	11.74	134	1994	123	111	52.56	47.44
10	10	2014	6	11	234	11.74	135	1994	128	106	54.70	45.30
4	6	2014	1	15	233	11.69	136	1994	121	112	51.93	48.07
8	29	2014	6	15	233	11.69	137	1994	128	105	54.94	45.06
10	5	2014	1	16	233	11.69	138	1994	93	140	39.91	60.09
6	15	2014	1	15	232	11.63	139	1994	113	119	48.71	51.29
7	13	2014	1	13	232	11.63	140	1994	115	117	49.57	50.43
8	3	2014	1	17	232	11.63	141	1994	103	129	44.40	55.60
8	7	2014	5	17	232	11.63	142	1994	109	123	46.98	53.02
8	17	2014	1	14	232	11.63	143	1994	109	123	46.98	53.02
10	3	2014	6	15	232	11.63	144	1994	126	106	54.31	45.69
8	1	2014	6	15	231	11.58	145	1994	118	113	51.08	48.92
8	15	2014	6	15	231	11.58	146	1994	129	102	55.84	44.16
8	15	2014	6	16	231	11.58	147	1994	115	116	49.78	50.22
8	15	2014	6	17	231	11.58	148	1994	121	110	52.38	47.62
9	20	2014	7	11	231	11.58	149	1994	114	117	49.35	50.65
10	19	2014	1	16	231	11.58	150	1994	114	117	49.35	50.65
3	23	2014	1	17	230	11.53	151	1994	140	90	60.87	39.13
10	10	2014	6	14	230	11.53	152	1994	123	107	53.48	46.52
7	3	2014	5	11	229	11.48	153	1994	121	108	52.84	47.16
7	11	2014	6	13	229	11.48	154	1994	111	118	48.47	51.53
7	25	2014	6	15	229	11.48	155	1994	125	104	54.59	45.41
9	20	2014	7	15	229	11.48	156	1994	138	91	60.26	39.74
10	5	2014	1	17	229	11.48	157	1994	109	120	47.60	52.40
10	10	2014	6	12	229	11.48	158	1994	137	92	59.83	40.17
7	27	2014	1	14	228	11.43	159	1994	97	131	42.54	57.46
4	18	2014	6	17	227	11.38	160	1994	116	111	51.10	48.90
8	8	2014	6	14	227	11.38	161	1994	116	111	51.10	48.90
8	10	2014	1	16	227	11.38	162	1994	93	134	40.97	59.03
8	15	2014	6	12	227	11.38	163	1994	111	116	48.90	51.10
8	22	2014	6	15	227	11.38	164	1994	120	107	52.86	47.14
6	27	2014	6	14	226	11.33	165	1994	112	114	49.56	50.44
7	20	2014	1	13	226	11.33	166	1994	95	131	42.04	57.96
8	1	2014	6	14	226	11.33	167	1994	114	112	50.44	49.56
8	15	2014	6	18	226	11.33	168	1994	112	114	49.56	50.44
5	11	2014	1	13	225	11.28	169	1994	99	126	44.00	56.00
5	26	2014	2	11	225	11.28	170	1994	85	140	37.78	62.22
7	17	2014	5	17	225	11.28	171	1994	124	101	55.11	44.89

MO	DY	YR	DAY OF WK	HR	HR VOL	PERCENT OF AADT	HOUR NUMBER	AADT	EAST VOLUME	WEST VOLUME	PERCENT EAST IS OF TOTAL VOLUME	PERCENT WEST IS OF TOTAL VOLUME
7	18	2014	6	18	225	11.28	172	1994	114	111	50.67	49.33
10	19	2014	1	15	225	11.28	173	1994	120	105	53.33	46.67
6	6	2014	6	14	224	11.23	174	1994	109	115	48.66	51.34
7	2	2014	4	15	224	11.23	175	1994	128	96	57.14	42.86
7	18	2014	6	15	224	11.23	176	1994	117	107	52.23	47.77
8	1	2014	6	18	224	11.23	177	1994	134	90	59.82	40.18
8	17	2014	1	17	224	11.23	178	1994	105	119	46.88	53.13
10	10	2014	6	19	224	11.23	179	1994	114	110	50.89	49.11
11	7	2014	6	18	224	11.23	180	1994	110	114	49.11	50.89
3	14	2014	6	17	223	11.18	181	1994	114	109	51.12	48.88
5	16	2014	6	15	223	11.18	182	1994	114	109	51.12	48.88
5	30	2014	6	18	223	11.18	183	1994	125	98	56.05	43.95
6	22	2014	1	17	223	11.18	184	1994	104	119	46.64	53.36
9	20	2014	7	14	223	11.18	185	1994	134	89	60.09	39.91
10	5	2014	1	14	223	11.18	186	1994	90	133	40.36	59.64
5	23	2014	6	12	222	11.13	187	1994	125	97	56.31	43.69
9	26	2014	6	14	222	11.13	188	1994	104	118	46.85	53.15
4	20	2014	1	17	221	11.08	189	1994	102	119	46.15	53.85
7	19	2014	7	12	221	11.08	190	1994	123	98	55.66	44.34
7	27	2014	1	12	221	11.08	191	1994	101	120	45.70	54.30
6	27	2014	6	18	220	11.03	192	1994	124	96	56.36	43.64
11	29	2014	7	13	220	11.03	193	1994	112	108	50.91	49.09
5	4	2014	1	16	219	10.98	194	1994	117	102	53.42	46.58
6	15	2014	1	14	219	10.98	195	1994	97	122	44.29	55.71
7	23	2014	4	16	219	10.98	196	1994	113	106	51.60	48.40
7	25	2014	6	13	219	10.98	197	1994	117	102	53.42	46.58
7	25	2014	6	18	219	10.98	198	1994	107	112	48.86	51.14
8	8	2014	6	13	219	10.98	199	1994	109	110	49.77	50.23
10	24	2014	6	15	219	10.98	200	1994	123	96	56.16	43.84



AADT= 40053 K 30 FACTOR= 9.23 K 100 FACTOR= 9.01 K 200 FACTOR= 8.82 D 30 FACTOR= 54.10



MO	DY	YR	DAY OF WK	HR	HR VOL	PERCENT OF AADT	HOUR NUMBER	AADT	EAST VOLUME	WEST VOLUME	PERCENT EAST IS OF TOTAL VOLUME	PERCENT WEST IS OF TOTAL VOLUME
2	14	2014	6	14	3907	9.75	1	40053	2258	1649	57.79	42.21
6	5	2014	5	17	3882	9.69	2	40053	2076	1806	53.48	46.52
9	12	2014	6	17	3836	9.58	3	40053	2194	1642	57.19	42.81
12	12	2014	6	13	3798	9.48	4	40053	2173	1625	57.21	42.79
5	29	2014	5	18	3795	9.47	5	40053	2182	1613	57.50	42.50
2	13	2014	5	14	3783	9.44	6	40053	2284	1499	60.38	39.62
5	30	2014	6	17	3776	9.43	7	40053	2171	1605	57.49	42.51
2	13	2014	5	15	3759	9.39	8	40053	2224	1535	59.16	40.84
9	26	2014	6	17	3752	9.37	9	40053	2169	1583	57.81	42.19
6	5	2014	5	18	3744	9.35	10	40053	2111	1633	56.38	43.62
10	3	2014	6	17	3738	9.33	11	40053	2137	1601	57.17	42.83
9	26	2014	6	18	3737	9.33	12	40053	2202	1535	58.92	41.08
10	16	2014	5	18	3736	9.33	13	40053	2199	1537	58.86	41.14
10	3	2014	6	18	3735	9.33	14	40053	2277	1458	60.96	39.04
6	11	2014	4	18	3734	9.32	15	40053	2185	1549	58.52	41.48

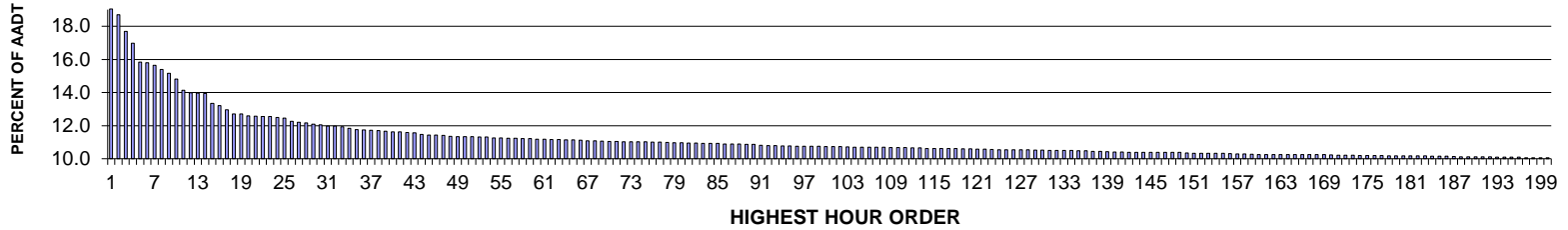
MO	DY	YR	DAY OF WK	HR	HR VOL	PERCENT OF AADT	HOUR NUMBER	AADT	EAST VOLUME	WEST VOLUME	PERCENT EAST IS OF TOTAL VOLUME	PERCENT WEST IS OF TOTAL VOLUME
9	5	2014	6	17	3726	9.30	16	40053	2154	1572	57.81	42.19
2	14	2014	6	15	3725	9.30	17	40053	2249	1476	60.38	39.62
8	27	2014	4	18	3724	9.30	18	40053	2172	1552	58.32	41.68
12	18	2014	5	13	3724	9.30	19	40053	2087	1637	56.04	43.96
6	6	2014	6	17	3721	9.29	20	40053	2101	1620	56.46	43.54
6	13	2014	6	16	3718	9.28	21	40053	1989	1729	53.50	46.50
4	25	2014	6	18	3714	9.27	22	40053	2146	1568	57.78	42.22
7	29	2014	3	17	3709	9.26	23	40053	2111	1598	56.92	43.08
7	29	2014	3	18	3709	9.26	24	40053	2174	1535	58.61	41.39
8	5	2014	3	18	3707	9.26	25	40053	2157	1550	58.19	41.81
4	18	2014	6	17	3706	9.25	26	40053	2048	1658	55.26	44.74
2	14	2014	6	13	3705	9.25	27	40053	2176	1529	58.73	41.27
5	2	2014	6	18	3703	9.25	28	40053	2179	1524	58.84	41.16
4	29	2014	3	17	3701	9.24	29	40053	2167	1534	58.55	41.45
9	19	2014	6	17	3697	9.23	30	40053	2000	1697	54.10	45.90
5	1	2014	5	17	3696	9.23	31	40053	2165	1531	58.58	41.42
8	6	2014	4	18	3692	9.22	32	40053	2170	1522	58.78	41.22
9	18	2014	5	18	3691	9.22	33	40053	2216	1475	60.04	39.96
10	21	2014	3	17	3691	9.22	34	40053	2161	1530	58.55	41.45
5	30	2014	6	18	3687	9.21	35	40053	2127	1560	57.69	42.31
5	16	2014	6	17	3684	9.20	36	40053	2028	1656	55.05	44.95
6	5	2014	5	16	3683	9.20	37	40053	1899	1784	51.56	48.44
9	25	2014	5	18	3681	9.19	38	40053	2232	1449	60.64	39.36
5	29	2014	5	17	3678	9.18	39	40053	2115	1563	57.50	42.50
4	21	2014	2	17	3677	9.18	40	40053	2190	1487	59.56	40.44
6	12	2014	5	18	3674	9.17	41	40053	2181	1493	59.36	40.64
9	4	2014	5	17	3673	9.17	42	40053	2101	1572	57.20	42.80
11	19	2014	4	17	3671	9.17	43	40053	2133	1538	58.10	41.90
7	17	2014	5	18	3670	9.16	44	40053	2052	1618	55.91	44.09
12	16	2014	3	14	3665	9.15	45	40053	2142	1523	58.44	41.56
9	5	2014	6	18	3664	9.15	46	40053	2172	1492	59.28	40.72
4	30	2014	4	17	3663	9.15	47	40053	2121	1542	57.90	42.10
12	19	2014	6	14	3663	9.15	48	40053	2098	1565	57.28	42.72
5	30	2014	6	16	3662	9.14	49	40053	2006	1656	54.78	45.22
10	8	2014	4	18	3662	9.14	50	40053	2194	1468	59.91	40.09
12	5	2014	6	18	3661	9.14	51	40053	2211	1450	60.39	39.61
12	16	2014	3	13	3661	9.14	52	40053	2076	1585	56.71	43.29
7	30	2014	4	17	3658	9.13	53	40053	2122	1536	58.01	41.99
5	1	2014	5	18	3657	9.13	54	40053	2118	1539	57.92	42.08
10	3	2014	6	16	3657	9.13	55	40053	1989	1668	54.39	45.61
12	19	2014	6	13	3657	9.13	56	40053	2003	1654	54.77	45.23
2	13	2014	5	13	3655	9.13	57	40053	2181	1474	59.67	40.33
5	2	2014	6	16	3655	9.13	58	40053	2011	1644	55.02	44.98
3	11	2014	3	15	3654	9.12	59	40053	2205	1449	60.34	39.66
12	15	2014	2	14	3654	9.12	60	40053	2238	1416	61.25	38.75
6	4	2014	4	17	3653	9.12	61	40053	2155	1498	58.99	41.01
9	9	2014	3	17	3651	9.12	62	40053	2106	1545	57.68	42.32
9	16	2014	3	17	3651	9.12	63	40053	2171	1480	59.46	40.54
4	25	2014	6	17	3650	9.11	64	40053	2077	1573	56.90	43.10
4	18	2014	6	16	3646	9.10	65	40053	1959	1687	53.73	46.27
10	1	2014	4	18	3646	9.10	66	40053	2174	1472	59.63	40.37
9	15	2014	2	18	3645	9.10	67	40053	2129	1516	58.41	41.59

MO	DY	YR	DAY OF WK	HR	HR VOL	PERCENT OF AADT	HOUR NUMBER	AADT	EAST VOLUME	WEST VOLUME	PERCENT EAST IS OF TOTAL VOLUME	PERCENT WEST IS OF TOTAL VOLUME
8	29	2014	6	16	3644	9.10	68	40053	2009	1635	55.13	44.87
10	14	2014	3	18	3643	9.10	69	40053	2270	1373	62.31	37.69
6	6	2014	6	18	3642	9.09	70	40053	2088	1554	57.33	42.67
7	31	2014	5	17	3642	9.09	71	40053	2039	1603	55.99	44.01
9	24	2014	4	18	3640	9.09	72	40053	2180	1460	59.89	40.11
9	10	2014	4	18	3639	9.09	73	40053	2145	1494	58.94	41.06
9	16	2014	3	18	3639	9.09	74	40053	2226	1413	61.17	38.83
9	17	2014	4	18	3639	9.09	75	40053	2195	1444	60.32	39.68
4	16	2014	4	17	3638	9.08	76	40053	2151	1487	59.13	40.87
9	25	2014	5	17	3638	9.08	77	40053	2131	1507	58.58	41.42
9	12	2014	6	18	3635	9.08	78	40053	2189	1446	60.22	39.78
9	26	2014	6	16	3630	9.06	79	40053	1969	1661	54.24	45.76
3	13	2014	5	18	3628	9.06	80	40053	2211	1417	60.94	39.06
9	19	2014	6	18	3628	9.06	81	40053	2110	1518	58.16	41.84
5	2	2014	6	17	3627	9.06	82	40053	2081	1546	57.38	42.62
12	17	2014	4	13	3626	9.05	83	40053	2040	1586	56.26	43.74
5	20	2014	3	17	3624	9.05	84	40053	2082	1542	57.45	42.55
5	19	2014	2	17	3623	9.05	85	40053	2033	1590	56.11	43.89
6	9	2014	2	17	3623	9.05	86	40053	2063	1560	56.94	43.06
5	9	2014	6	17	3620	9.04	87	40053	1964	1656	54.25	45.75
5	21	2014	4	17	3620	9.04	88	40053	2139	1481	59.09	40.91
6	6	2014	6	16	3620	9.04	89	40053	1996	1624	55.14	44.86
4	15	2014	3	17	3619	9.04	90	40053	2163	1456	59.77	40.23
5	21	2014	4	18	3619	9.04	91	40053	2158	1461	59.63	40.37
11	5	2014	4	17	3618	9.03	92	40053	2128	1490	58.82	41.18
12	23	2014	3	13	3617	9.03	93	40053	2031	1586	56.15	43.85
5	14	2014	4	18	3615	9.03	94	40053	2137	1478	59.11	40.89
8	20	2014	4	18	3614	9.02	95	40053	2112	1502	58.44	41.56
6	2	2014	2	17	3612	9.02	96	40053	2066	1546	57.20	42.80
10	24	2014	6	17	3610	9.01	97	40053	2083	1527	57.70	42.30
7	28	2014	2	18	3609	9.01	98	40053	2094	1515	58.02	41.98
5	7	2014	4	18	3608	9.01	99	40053	2193	1415	60.78	39.22
8	13	2014	4	17	3608	9.01	100	40053	2060	1548	57.10	42.90
8	26	2014	3	18	3608	9.01	101	40053	2125	1483	58.90	41.10
7	25	2014	6	18	3606	9.00	102	40053	2061	1545	57.15	42.85
10	7	2014	3	18	3604	9.00	103	40053	2134	1470	59.21	40.79
5	7	2014	4	17	3603	9.00	104	40053	2089	1514	57.98	42.02
4	25	2014	6	16	3600	8.99	105	40053	2087	1513	57.97	42.03
4	30	2014	4	18	3600	8.99	106	40053	2186	1414	60.72	39.28
5	23	2014	6	17	3599	8.99	107	40053	2053	1546	57.04	42.96
6	3	2014	3	17	3599	8.99	108	40053	2086	1513	57.96	42.04
11	7	2014	6	17	3599	8.99	109	40053	2028	1571	56.35	43.65
8	28	2014	5	17	3598	8.98	110	40053	2130	1468	59.20	40.80
9	22	2014	2	18	3597	8.98	111	40053	2163	1434	60.13	39.87
10	1	2014	4	17	3596	8.98	112	40053	2103	1493	58.48	41.52
9	17	2014	4	17	3595	8.98	113	40053	2073	1522	57.66	42.34
10	2	2014	5	17	3595	8.98	114	40053	2054	1541	57.13	42.87
10	17	2014	6	16	3593	8.97	115	40053	1939	1654	53.97	46.03
5	15	2014	5	18	3592	8.97	116	40053	2193	1399	61.05	38.95
9	25	2014	5	16	3592	8.97	117	40053	1937	1655	53.93	46.07
8	22	2014	6	17	3591	8.97	118	40053	2140	1451	59.59	40.41
11	7	2014	6	18	3591	8.97	119	40053	2112	1479	58.81	41.19

MO	DY	YR	DAY OF WK	HR	HR VOL	PERCENT OF AADT	HOUR NUMBER	AADT	EAST VOLUME	WEST VOLUME	PERCENT EAST IS OF TOTAL VOLUME	PERCENT WEST IS OF TOTAL VOLUME
11	20	2014	5	17	3591	8.97	120	40053	2086	1505	58.09	41.91
12	5	2014	6	17	3591	8.97	121	40053	2070	1521	57.64	42.36
1	24	2014	6	14	3589	8.96	122	40053	2027	1562	56.48	43.52
6	13	2014	6	18	3589	8.96	123	40053	2118	1471	59.01	40.99
8	7	2014	5	18	3589	8.96	124	40053	2092	1497	58.29	41.71
11	7	2014	6	16	3588	8.96	125	40053	1933	1655	53.87	46.13
9	24	2014	4	17	3587	8.96	126	40053	2136	1451	59.55	40.45
6	10	2014	3	18	3586	8.95	127	40053	2041	1545	56.92	43.08
8	27	2014	4	17	3586	8.95	128	40053	2070	1516	57.72	42.28
9	2	2014	3	17	3586	8.95	129	40053	2059	1527	57.42	42.58
12	18	2014	5	14	3586	8.95	130	40053	2022	1564	56.39	43.61
10	16	2014	5	17	3584	8.95	131	40053	2042	1542	56.98	43.02
12	5	2014	6	16	3581	8.94	132	40053	1994	1587	55.68	44.32
3	21	2014	6	17	3577	8.93	133	40053	2029	1548	56.72	43.28
4	14	2014	2	17	3577	8.93	134	40053	2115	1462	59.13	40.87
5	27	2014	3	18	3577	8.93	135	40053	2123	1454	59.35	40.65
9	3	2014	4	17	3577	8.93	136	40053	2129	1448	59.52	40.48
7	8	2014	3	17	3576	8.93	137	40053	2046	1530	57.21	42.79
12	3	2014	4	17	3576	8.93	138	40053	2128	1448	59.51	40.49
5	6	2014	3	17	3574	8.92	139	40053	2124	1450	59.43	40.57
5	23	2014	6	16	3574	8.92	140	40053	1953	1621	54.64	45.36
12	22	2014	2	14	3574	8.92	141	40053	2043	1531	57.16	42.84
7	26	2014	7	17	3573	8.92	142	40053	1442	2131	40.36	59.64
10	9	2014	5	17	3573	8.92	143	40053	2052	1521	57.43	42.57
7	25	2014	6	17	3572	8.92	144	40053	2031	1541	56.86	43.14
8	14	2014	5	17	3572	8.92	145	40053	2048	1524	57.33	42.67
8	21	2014	5	18	3572	8.92	146	40053	2135	1437	59.77	40.23
5	12	2014	2	17	3571	8.92	147	40053	2080	1491	58.25	41.75
2	21	2014	6	14	3569	8.91	148	40053	1966	1603	55.09	44.91
12	12	2014	6	14	3569	8.91	149	40053	1954	1615	54.75	45.25
6	30	2014	2	17	3568	8.91	150	40053	2152	1416	60.31	39.69
12	12	2014	6	12	3568	8.91	151	40053	1989	1579	55.75	44.25
4	24	2014	5	17	3567	8.91	152	40053	2104	1463	58.99	41.01
8	21	2014	5	17	3567	8.91	153	40053	2055	1512	57.61	42.39
7	25	2014	6	16	3566	8.90	154	40053	1894	1672	53.11	46.89
10	1	2014	4	16	3565	8.90	155	40053	2008	1557	56.33	43.67
10	10	2014	6	17	3565	8.90	156	40053	2011	1554	56.41	43.59
10	31	2014	6	17	3563	8.90	157	40053	2114	1449	59.33	40.67
9	9	2014	3	18	3562	8.89	158	40053	2151	1411	60.39	39.61
10	2	2014	5	18	3562	8.89	159	40053	2188	1374	61.43	38.57
8	18	2014	2	18	3560	8.89	160	40053	2040	1520	57.30	42.70
8	28	2014	5	18	3560	8.89	161	40053	2081	1479	58.46	41.54
7	30	2014	4	18	3559	8.89	162	40053	2107	1452	59.20	40.80
5	22	2014	5	17	3558	8.88	163	40053	2022	1536	56.83	43.17
9	11	2014	5	18	3558	8.88	164	40053	2149	1409	60.40	39.60
8	13	2014	4	18	3557	8.88	165	40053	2105	1452	59.18	40.82
8	7	2014	5	17	3556	8.88	166	40053	1971	1585	55.43	44.57
6	2	2014	2	18	3555	8.88	167	40053	2161	1394	60.79	39.21
6	4	2014	4	18	3555	8.88	168	40053	2108	1447	59.30	40.70
5	6	2014	3	18	3554	8.87	169	40053	2156	1398	60.66	39.34
5	16	2014	6	16	3554	8.87	170	40053	1960	1594	55.15	44.85
10	8	2014	4	17	3553	8.87	171	40053	2060	1493	57.98	42.02

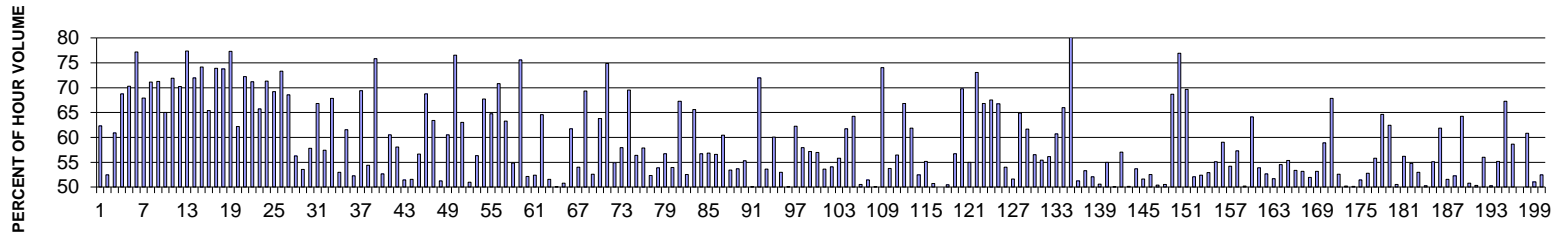
MO	DY	YR	DAY OF WK	HR	HR VOL	PERCENT OF AADT	HOUR NUMBER	AADT	EAST VOLUME	WEST VOLUME	PERCENT EAST IS OF TOTAL VOLUME	PERCENT WEST IS OF TOTAL VOLUME
10	23	2014	5	18	3551	8.87	172	40053	2167	1384	61.03	38.97
11	4	2014	3	18	3551	8.87	173	40053	2190	1361	61.67	38.33
12	2	2014	3	18	3551	8.87	174	40053	2187	1364	61.59	38.41
9	4	2014	5	18	3550	8.86	175	40053	2143	1407	60.37	39.63
11	25	2014	3	18	3550	8.86	176	40053	2094	1456	58.99	41.01
3	4	2014	3	15	3549	8.86	177	40053	2207	1342	62.19	37.81
8	25	2014	2	17	3548	8.86	178	40053	2098	1450	59.13	40.87
2	27	2014	5	15	3547	8.86	179	40053	2117	1430	59.68	40.32
8	28	2014	5	16	3546	8.85	180	40053	2037	1509	57.45	42.55
10	15	2014	4	18	3546	8.85	181	40053	2096	1450	59.11	40.89
12	17	2014	4	14	3545	8.85	182	40053	2021	1524	57.01	42.99
3	24	2014	2	17	3544	8.85	183	40053	2069	1475	58.38	41.62
11	20	2014	5	18	3544	8.85	184	40053	2135	1409	60.24	39.76
9	5	2014	6	16	3543	8.85	185	40053	1890	1653	53.34	46.66
12	3	2014	4	18	3543	8.85	186	40053	2156	1387	60.85	39.15
9	10	2014	4	17	3542	8.84	187	40053	2076	1466	58.61	41.39
4	17	2014	5	17	3541	8.84	188	40053	2001	1540	56.51	43.49
10	10	2014	6	16	3541	8.84	189	40053	1964	1577	55.46	44.54
6	13	2014	6	17	3539	8.84	190	40053	2065	1474	58.35	41.65
7	1	2014	3	17	3539	8.84	191	40053	2036	1503	57.53	42.47
10	31	2014	6	16	3537	8.83	192	40053	2022	1515	57.17	42.83
6	10	2014	3	17	3536	8.83	193	40053	2064	1472	58.37	41.63
8	1	2014	6	17	3536	8.83	194	40053	2016	1520	57.01	42.99
8	11	2014	2	18	3536	8.83	195	40053	2081	1455	58.85	41.15
5	13	2014	3	17	3535	8.83	196	40053	2097	1438	59.32	40.68
9	11	2014	5	17	3535	8.83	197	40053	1993	1542	56.38	43.62
5	20	2014	3	18	3534	8.82	198	40053	2131	1403	60.30	39.70
7	30	2014	4	16	3534	8.82	199	40053	1902	1632	53.82	46.18
8	1	2014	6	18	3534	8.82	200	40053	2040	1494	57.72	42.28

**SR 014 MP 17.70 WASHOUGAL ADC SITE P07
K FOR PEAK 200 HOURS OF 2014**



AADT= 6274 K 30 FACTOR= 12.05 K 100 FACTOR= 10.74 K 200 FACTOR= 10.06 D 30 FACTOR= 57.80

**SR 014 MP 17.70 WASHOUGAL ADC SITE P07
D % IN THE PEAK 200 HOURS OF 2014**



MO	DY	YR	DAY OF WK	HR	HR VOL	PERCENT OF AADT	HOUR NUMBER	AADT	EAST VOLUME	WEST VOLUME	PERCENT EAST IS OF TOTAL VOLUME	PERCENT WEST IS OF TOTAL VOLUME
9	1	2014	2	15	1195	19.05	1	6274	450	745	37.66	62.34
9	1	2014	2	14	1173	18.70	2	6274	615	558	52.43	47.57
9	1	2014	2	13	1110	17.69	3	6274	676	434	60.90	39.10
7	26	2014	7	17	1065	16.97	4	6274	333	732	31.27	68.73
9	1	2014	2	16	994	15.84	5	6274	295	699	29.68	70.32
2	14	2014	6	15	991	15.80	6	6274	765	226	77.19	22.81
2	14	2014	6	16	981	15.64	7	6274	666	315	67.89	32.11
2	14	2014	6	17	966	15.40	8	6274	687	279	71.12	28.88
2	14	2014	6	13	951	15.16	9	6274	678	273	71.29	28.71
9	1	2014	2	12	929	14.81	10	6274	604	325	65.02	34.98
2	13	2014	5	16	887	14.14	11	6274	638	249	71.93	28.07
7	26	2014	7	19	877	13.98	12	6274	261	616	29.76	70.24
2	14	2014	6	14	876	13.96	13	6274	678	198	77.40	22.60
2	14	2014	6	12	875	13.95	14	6274	630	245	72.00	28.00
2	13	2014	5	15	837	13.34	15	6274	621	216	74.19	25.81

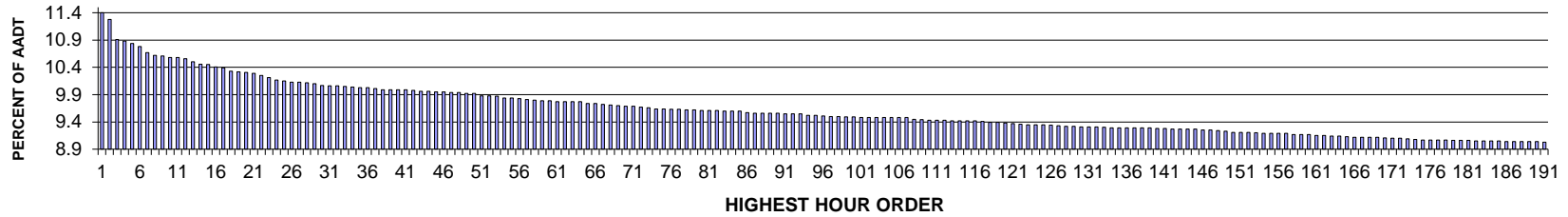
MO	DY	YR	DAY OF WK	HR	HR VOL	PERCENT OF AADT	HOUR NUMBER	AADT	EAST VOLUME	WEST VOLUME	PERCENT EAST IS OF TOTAL VOLUME	PERCENT WEST IS OF TOTAL VOLUME
6	5	2014	5	17	829	13.21	16	6274	287	542	34.62	65.38
2	14	2014	6	18	813	12.96	17	6274	601	212	73.92	26.08
2	14	2014	6	11	797	12.70	18	6274	588	209	73.78	26.22
2	14	2014	6	19	797	12.70	19	6274	616	181	77.29	22.71
2	13	2014	5	18	790	12.59	20	6274	491	299	62.15	37.85
9	1	2014	2	17	789	12.58	21	6274	219	570	27.76	72.24
2	13	2014	5	17	788	12.56	22	6274	561	227	71.19	28.81
7	26	2014	7	18	788	12.56	23	6274	270	518	34.26	65.74
4	4	2014	6	14	784	12.50	24	6274	559	225	71.30	28.70
8	17	2014	1	17	782	12.46	25	6274	241	541	30.82	69.18
2	13	2014	5	13	769	12.26	26	6274	564	205	73.34	26.66
6	5	2014	5	16	766	12.21	27	6274	241	525	31.46	68.54
7	27	2014	1	15	763	12.16	28	6274	334	429	43.77	56.23
8	16	2014	7	16	758	12.08	29	6274	352	406	46.44	53.56
7	6	2014	1	15	756	12.05	30	6274	319	437	42.20	57.80
7	27	2014	1	16	751	11.97	31	6274	249	502	33.16	66.84
8	17	2014	1	15	751	11.97	32	6274	320	431	42.61	57.39
2	13	2014	5	10	749	11.94	33	6274	508	241	67.82	32.18
8	15	2014	6	17	742	11.83	34	6274	393	349	52.96	47.04
5	11	2014	1	16	738	11.76	35	6274	284	454	38.48	61.52
8	15	2014	6	18	737	11.75	36	6274	385	352	52.24	47.76
2	13	2014	5	12	735	11.72	37	6274	510	225	69.39	30.61
7	27	2014	1	14	734	11.70	38	6274	335	399	45.64	54.36
2	13	2014	5	14	732	11.67	39	6274	555	177	75.82	24.18
8	16	2014	7	15	729	11.62	40	6274	345	384	47.33	52.67
8	16	2014	7	17	729	11.62	41	6274	288	441	39.51	60.49
4	13	2014	1	15	727	11.59	42	6274	305	422	41.95	58.05
8	22	2014	6	17	725	11.56	43	6274	373	352	51.45	48.55
8	3	2014	1	14	720	11.48	44	6274	371	349	51.53	48.47
5	23	2014	6	17	717	11.43	45	6274	406	311	56.62	43.38
8	17	2014	1	16	717	11.43	46	6274	224	493	31.24	68.76
5	11	2014	1	12	716	11.41	47	6274	454	262	63.41	36.59
5	11	2014	1	14	712	11.35	48	6274	365	347	51.26	48.74
7	26	2014	7	12	711	11.33	49	6274	430	281	60.48	39.52
9	1	2014	2	18	711	11.33	50	6274	167	544	23.49	76.51
10	19	2014	1	16	711	11.33	51	6274	263	448	36.99	63.01
5	31	2014	7	15	710	11.32	52	6274	348	362	49.01	50.99
7	27	2014	1	13	710	11.32	53	6274	400	310	56.34	43.66
4	13	2014	1	17	706	11.25	54	6274	228	478	32.29	67.71
5	26	2014	2	16	706	11.25	55	6274	249	457	35.27	64.73
2	14	2014	6	10	705	11.24	56	6274	499	206	70.78	29.22
5	26	2014	2	15	705	11.24	57	6274	259	446	36.74	63.26
7	25	2014	6	16	704	11.22	58	6274	318	386	45.17	54.83
9	1	2014	2	19	704	11.22	59	6274	172	532	24.43	75.57
7	25	2014	6	18	702	11.19	60	6274	336	366	47.86	52.14
10	3	2014	6	17	702	11.19	61	6274	334	368	47.58	52.42
5	11	2014	1	17	700	11.16	62	6274	248	452	35.43	64.57
7	6	2014	1	13	700	11.16	63	6274	339	361	48.43	51.57
8	3	2014	1	13	699	11.14	64	6274	349	350	49.93	50.07
8	17	2014	1	13	699	11.14	65	6274	344	355	49.21	50.79
2	13	2014	5	8	698	11.13	66	6274	431	267	61.75	38.25
7	25	2014	6	17	696	11.09	67	6274	320	376	45.98	54.02

MO	DY	YR	DAY OF WK	HR	HR VOL	PERCENT OF AADT	HOUR NUMBER	AADT	EAST VOLUME	WEST VOLUME	PERCENT IS OF TOTAL VOLUME	PERCENT WEST IS OF TOTAL VOLUME
7	6	2014	1	17	695	11.08	68	6274	213	482	30.65	69.35
7	6	2014	1	14	694	11.06	69	6274	329	365	47.41	52.59
4	13	2014	1	16	693	11.05	70	6274	251	442	36.22	63.78
5	26	2014	2	17	693	11.05	71	6274	174	519	25.11	74.89
5	26	2014	2	14	692	11.03	72	6274	312	380	45.09	54.91
5	31	2014	7	16	692	11.03	73	6274	291	401	42.05	57.95
8	17	2014	1	18	692	11.03	74	6274	211	481	30.49	69.51
9	20	2014	7	16	692	11.03	75	6274	302	390	43.64	56.36
6	5	2014	5	18	691	11.01	76	6274	291	400	42.11	57.89
8	1	2014	6	17	690	11.00	77	6274	361	329	52.32	47.68
6	8	2014	1	14	689	10.98	78	6274	318	371	46.15	53.85
7	26	2014	7	16	688	10.97	79	6274	298	390	43.31	56.69
8	24	2014	1	14	688	10.97	80	6274	317	371	46.08	53.92
7	27	2014	1	17	687	10.95	81	6274	225	462	32.75	67.25
9	5	2014	6	17	687	10.95	82	6274	326	361	47.45	52.55
7	6	2014	1	16	686	10.93	83	6274	236	450	34.40	65.60
9	12	2014	6	18	686	10.93	84	6274	389	297	56.71	43.29
10	19	2014	1	15	686	10.93	85	6274	296	390	43.15	56.85
4	13	2014	1	13	684	10.90	86	6274	387	297	56.58	43.42
6	7	2014	7	17	683	10.89	87	6274	270	413	39.53	60.47
10	10	2014	6	16	683	10.89	88	6274	365	318	53.44	46.56
4	18	2014	6	17	682	10.87	89	6274	316	366	46.33	53.67
5	2	2014	6	17	682	10.87	90	6274	305	377	44.72	55.28
5	30	2014	6	17	679	10.82	91	6274	340	339	50.07	49.93
2	13	2014	5	11	677	10.79	92	6274	487	190	71.94	28.06
5	11	2014	1	15	677	10.79	93	6274	314	363	46.38	53.62
7	26	2014	7	13	676	10.77	94	6274	406	270	60.06	39.94
8	22	2014	6	18	676	10.77	95	6274	318	358	47.04	52.96
5	2	2014	6	18	675	10.76	96	6274	338	337	50.07	49.93
8	3	2014	1	16	675	10.76	97	6274	255	420	37.78	62.22
8	16	2014	7	18	675	10.76	98	6274	284	391	42.07	57.93
10	4	2014	7	16	675	10.76	99	6274	289	386	42.81	57.19
8	31	2014	1	13	674	10.74	100	6274	384	290	56.97	43.03
10	10	2014	6	17	673	10.73	101	6274	312	361	46.36	53.64
10	19	2014	1	14	673	10.73	102	6274	309	364	45.91	54.09
9	19	2014	6	17	672	10.71	103	6274	297	375	44.20	55.80
6	1	2014	1	16	671	10.69	104	6274	257	414	38.30	61.70
6	8	2014	1	16	671	10.69	105	6274	240	431	35.77	64.23
7	18	2014	6	16	671	10.69	106	6274	332	339	49.48	50.52
8	17	2014	1	14	671	10.69	107	6274	326	345	48.58	51.42
8	29	2014	6	16	671	10.69	108	6274	335	336	49.93	50.07
5	26	2014	2	18	670	10.68	109	6274	174	496	25.97	74.03
8	24	2014	1	15	670	10.68	110	6274	310	360	46.27	53.73
8	31	2014	1	16	670	10.68	111	6274	292	378	43.58	56.42
6	8	2014	1	17	669	10.66	112	6274	222	447	33.18	66.82
8	16	2014	7	13	669	10.66	113	6274	414	255	61.88	38.12
6	6	2014	6	16	667	10.63	114	6274	317	350	47.53	52.47
6	7	2014	7	16	667	10.63	115	6274	299	368	44.83	55.17
7	19	2014	7	15	666	10.62	116	6274	338	328	50.75	49.25
8	29	2014	6	17	666	10.62	117	6274	333	333	50.00	50.00
8	29	2014	6	18	666	10.62	118	6274	330	336	49.55	50.45
8	16	2014	7	14	665	10.60	119	6274	377	288	56.69	43.31

MO	DY	YR	DAY OF WK	HR	HR VOL	PERCENT OF AADT	HOUR NUMBER	AADT	EAST VOLUME	WEST VOLUME	PERCENT EAST IS OF TOTAL VOLUME	PERCENT WEST IS OF TOTAL VOLUME
10	19	2014	1	17	665	10.60	120	6274	201	464	30.23	69.77
5	31	2014	7	13	664	10.58	121	6274	365	299	54.97	45.03
6	8	2014	1	18	664	10.58	122	6274	179	485	26.96	73.04
11	8	2014	7	16	663	10.57	123	6274	220	443	33.18	66.82
2	13	2014	5	9	662	10.55	124	6274	447	215	67.52	32.48
6	1	2014	1	17	662	10.55	125	6274	220	442	33.23	66.77
7	18	2014	6	17	661	10.54	126	6274	304	357	45.99	54.01
8	31	2014	1	15	661	10.54	127	6274	320	341	48.41	51.59
10	5	2014	1	16	661	10.54	128	6274	232	429	35.10	64.90
5	31	2014	7	17	660	10.52	129	6274	253	407	38.33	61.67
9	19	2014	6	16	660	10.52	130	6274	287	373	43.48	56.52
5	11	2014	1	13	659	10.50	131	6274	365	294	55.39	44.61
8	3	2014	1	15	659	10.50	132	6274	289	370	43.85	56.15
8	24	2014	1	16	659	10.50	133	6274	259	400	39.30	60.70
9	1	2014	2	11	659	10.50	134	6274	435	224	66.01	33.99
2	14	2014	6	20	658	10.49	135	6274	537	121	81.61	18.39
9	12	2014	6	17	658	10.49	136	6274	337	321	51.22	48.78
3	22	2014	7	15	655	10.44	137	6274	306	349	46.72	53.28
5	31	2014	7	14	655	10.44	138	6274	341	314	52.06	47.94
10	3	2014	6	16	654	10.42	139	6274	323	331	49.39	50.61
5	2	2014	6	16	653	10.41	140	6274	294	359	45.02	54.98
8	15	2014	6	16	653	10.41	141	6274	327	326	50.08	49.92
5	26	2014	2	13	652	10.39	142	6274	280	372	42.94	57.06
8	1	2014	6	18	652	10.39	143	6274	327	325	50.15	49.85
8	21	2014	5	17	652	10.39	144	6274	302	350	46.32	53.68
4	13	2014	1	14	651	10.38	145	6274	336	315	51.61	48.39
6	6	2014	6	17	651	10.38	146	6274	342	309	52.53	47.47
8	22	2014	6	16	651	10.38	147	6274	328	323	50.38	49.62
9	20	2014	7	15	651	10.38	148	6274	322	329	49.46	50.54
10	5	2014	1	17	651	10.38	149	6274	204	447	31.34	68.66
9	1	2014	2	20	650	10.36	150	6274	150	500	23.08	76.92
2	14	2014	6	9	649	10.34	151	6274	452	197	69.65	30.35
3	23	2014	1	14	649	10.34	152	6274	338	311	52.08	47.92
7	11	2014	6	17	649	10.34	153	6274	309	340	47.61	52.39
9	19	2014	6	18	648	10.33	154	6274	305	343	47.07	52.93
9	20	2014	7	14	648	10.33	155	6274	357	291	55.09	44.91
7	19	2014	7	12	647	10.31	156	6274	382	265	59.04	40.96
6	1	2014	1	15	646	10.30	157	6274	296	350	45.82	54.18
6	8	2014	1	15	646	10.30	158	6274	276	370	42.72	57.28
8	24	2014	1	13	645	10.28	159	6274	321	324	49.77	50.23
7	19	2014	7	17	644	10.26	160	6274	231	413	35.87	64.13
8	2	2014	7	14	644	10.26	161	6274	347	297	53.88	46.12
9	5	2014	6	18	644	10.26	162	6274	339	305	52.64	47.36
9	13	2014	7	16	644	10.26	163	6274	333	311	51.71	48.29
10	5	2014	1	13	644	10.26	164	6274	351	293	54.50	45.50
6	1	2014	1	14	643	10.25	165	6274	287	356	44.63	55.37
7	3	2014	5	16	643	10.25	166	6274	300	343	46.66	53.34
7	12	2014	7	12	643	10.25	167	6274	342	301	53.19	46.81
8	14	2014	5	17	643	10.25	168	6274	309	334	48.06	51.94
10	19	2014	1	13	643	10.25	169	6274	342	301	53.19	46.81
3	23	2014	1	13	642	10.23	170	6274	378	264	58.88	41.12
5	11	2014	1	18	641	10.22	171	6274	206	435	32.14	67.86

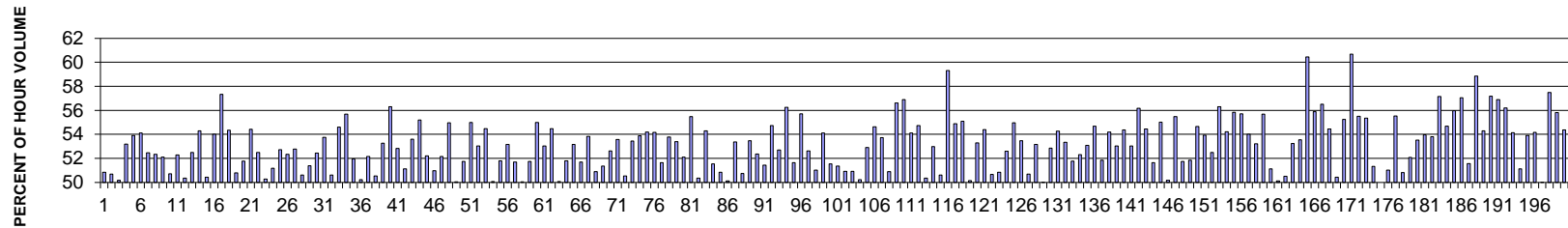
MO	DY	YR	DAY OF WK	HR	HR VOL	PERCENT OF AADT	HOUR NUMBER	AADT	EAST VOLUME	WEST VOLUME	PERCENT EAST IS OF TOTAL VOLUME	PERCENT WEST IS OF TOTAL VOLUME
7	26	2014	7	15	641	10.22	172	6274	337	304	52.57	47.43
9	26	2014	6	17	641	10.22	173	6274	319	322	49.77	50.23
5	23	2014	6	16	640	10.20	174	6274	319	321	49.84	50.16
6	8	2014	1	13	640	10.20	175	6274	329	311	51.41	48.59
8	1	2014	6	16	640	10.20	176	6274	338	302	52.81	47.19
8	23	2014	7	15	640	10.20	177	6274	357	283	55.78	44.22
3	23	2014	1	16	639	10.18	178	6274	226	413	35.37	64.63
5	24	2014	7	17	639	10.18	179	6274	240	399	37.56	62.44
6	11	2014	4	17	639	10.18	180	6274	316	323	49.45	50.55
7	20	2014	1	13	639	10.18	181	6274	280	359	43.82	56.18
8	17	2014	1	12	639	10.18	182	6274	350	289	54.77	45.23
7	5	2014	7	13	638	10.17	183	6274	338	300	52.98	47.02
7	17	2014	5	17	637	10.15	184	6274	317	320	49.76	50.24
7	19	2014	7	13	637	10.15	185	6274	351	286	55.10	44.90
8	31	2014	1	17	637	10.15	186	6274	243	394	38.15	61.85
7	18	2014	6	18	636	10.14	187	6274	308	328	48.43	51.57
7	27	2014	1	12	635	10.12	188	6274	332	303	52.28	47.72
10	4	2014	7	17	635	10.12	189	6274	227	408	35.75	64.25
8	14	2014	5	18	634	10.11	190	6274	322	312	50.79	49.21
9	13	2014	7	12	634	10.11	191	6274	319	315	50.32	49.68
9	13	2014	7	17	634	10.11	192	6274	279	355	44.01	55.99
5	16	2014	6	18	633	10.09	193	6274	315	318	49.76	50.24
7	26	2014	7	14	633	10.09	194	6274	349	284	55.13	44.87
8	24	2014	1	17	633	10.09	195	6274	207	426	32.70	67.30
10	5	2014	1	15	633	10.09	196	6274	262	371	41.39	58.61
7	21	2014	2	17	632	10.07	197	6274	316	316	50.00	50.00
2	13	2014	5	7	631	10.06	198	6274	384	247	60.86	39.14
3	23	2014	1	15	631	10.06	199	6274	309	322	48.97	51.03
5	30	2014	6	18	631	10.06	200	6274	331	300	52.46	47.54

SR 082 MP 48.50 BUENA ADC SITE P08
K FOR PEAK 200 HOURS OF 2014



AADT= 24907 K 30 FACTOR= 10.07 K 100 FACTOR= 9.49 K 200 FACTOR= 8.98 D 30 FACTOR= 52.45

SR 082 MP 48.50 BUENA ADC SITE P08
D % IN THE PEAK 200 HOURS OF 2014



MO	DY	YR	DAY OF WK	HR	HR VOL	PERCENT OF AADT	HOUR NUMBER	AADT	EAST VOLUME	WEST VOLUME	PERCENT EAST IS OF TOTAL VOLUME	PERCENT WEST IS OF TOTAL VOLUME
8	29	2014	6	17	2839	11.40	1	24907	1396	1443	49.17	50.83
9	26	2014	6	17	2810	11.28	2	24907	1424	1386	50.68	49.32
9	19	2014	6	17	2717	10.91	3	24907	1354	1363	49.83	50.17
8	29	2014	6	16	2711	10.88	4	24907	1269	1442	46.81	53.19
8	29	2014	6	18	2701	10.84	5	24907	1456	1245	53.91	46.09
9	26	2014	6	18	2684	10.78	6	24907	1452	1232	54.10	45.90
9	12	2014	6	17	2657	10.67	7	24907	1394	1263	52.47	47.53
9	26	2014	6	16	2644	10.62	8	24907	1384	1260	52.34	47.66
10	3	2014	6	17	2643	10.61	9	24907	1377	1266	52.10	47.90
5	23	2014	6	16	2634	10.58	10	24907	1336	1298	50.72	49.28
9	12	2014	6	18	2634	10.58	11	24907	1377	1257	52.28	47.72
9	5	2014	6	17	2629	10.56	12	24907	1324	1305	50.36	49.64
5	23	2014	6	17	2615	10.50	13	24907	1373	1242	52.50	47.50
9	19	2014	6	18	2605	10.46	14	24907	1414	1191	54.28	45.72
6	20	2014	6	16	2602	10.45	15	24907	1290	1312	49.58	50.42

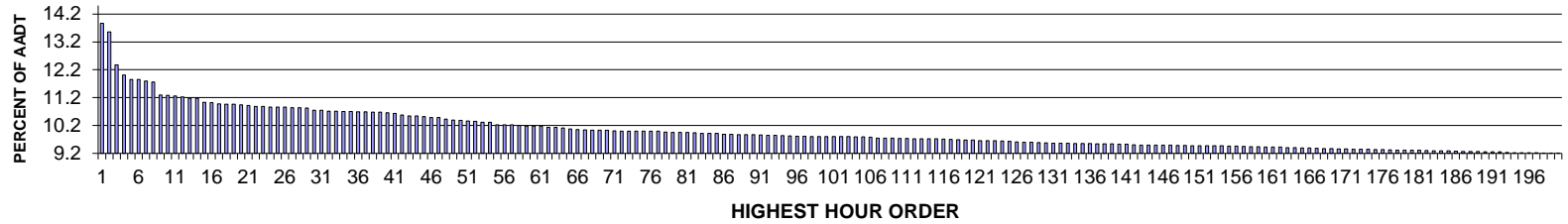
MO	DY	YR	DAY OF WK	HR	HR VOL	PERCENT OF AADT	HOUR NUMBER	AADT	EAST VOLUME	WEST VOLUME	PERCENT EAST IS OF TOTAL VOLUME	PERCENT WEST IS OF TOTAL VOLUME
9	5	2014	6	18	2592	10.41	16	24907	1400	1192	54.01	45.99
11	26	2014	4	17	2588	10.39	17	24907	1484	1104	57.34	42.66
6	13	2014	6	17	2574	10.33	18	24907	1399	1175	54.35	45.65
11	7	2014	6	17	2570	10.32	19	24907	1305	1265	50.78	49.22
11	26	2014	4	15	2569	10.31	20	24907	1330	1239	51.77	48.23
8	21	2014	5	17	2562	10.29	21	24907	1394	1168	54.41	45.59
6	20	2014	6	18	2553	10.25	22	24907	1340	1213	52.49	47.51
9	12	2014	6	16	2542	10.21	23	24907	1278	1264	50.28	49.72
7	3	2014	5	16	2532	10.17	24	24907	1296	1236	51.18	48.82
8	22	2014	6	17	2529	10.15	25	24907	1333	1196	52.71	47.29
5	9	2014	6	18	2522	10.13	26	24907	1320	1202	52.34	47.66
8	28	2014	5	17	2522	10.13	27	24907	1331	1191	52.78	47.22
6	6	2014	6	17	2521	10.12	28	24907	1276	1245	50.61	49.39
8	8	2014	6	18	2516	10.10	29	24907	1293	1223	51.39	48.61
10	24	2014	6	17	2509	10.07	30	24907	1316	1193	52.45	47.55
8	22	2014	6	18	2506	10.06	31	24907	1347	1159	53.75	46.25
6	27	2014	6	17	2505	10.06	32	24907	1268	1237	50.62	49.38
8	21	2014	5	18	2503	10.05	33	24907	1367	1136	54.61	45.39
8	25	2014	2	17	2500	10.04	34	24907	1392	1108	55.68	44.32
8	15	2014	6	16	2499	10.03	35	24907	1298	1201	51.94	48.06
9	19	2014	6	16	2499	10.03	36	24907	1244	1255	49.78	50.22
6	20	2014	6	17	2493	10.01	37	24907	1300	1193	52.15	47.85
8	29	2014	6	15	2489	9.99	38	24907	1231	1258	49.46	50.54
5	23	2014	6	18	2488	9.99	39	24907	1325	1163	53.26	46.74
11	26	2014	4	16	2488	9.99	40	24907	1401	1087	56.31	43.69
8	15	2014	6	17	2487	9.99	41	24907	1314	1173	52.83	47.17
8	8	2014	6	17	2486	9.98	42	24907	1271	1215	51.13	48.87
6	13	2014	6	16	2481	9.96	43	24907	1330	1151	53.61	46.39
4	25	2014	6	18	2480	9.96	44	24907	1369	1111	55.20	44.80
8	22	2014	6	16	2479	9.95	45	24907	1294	1185	52.20	47.80
5	2	2014	6	17	2478	9.95	46	24907	1263	1215	50.97	49.03
11	7	2014	6	18	2477	9.94	47	24907	1292	1185	52.16	47.84
6	6	2014	6	18	2476	9.94	48	24907	1361	1115	54.97	45.03
4	11	2014	6	17	2472	9.92	49	24907	1235	1237	49.96	50.04
8	8	2014	6	16	2472	9.92	50	24907	1279	1193	51.74	48.26
9	23	2014	3	17	2462	9.88	51	24907	1354	1108	55.00	45.00
10	3	2014	6	18	2461	9.88	52	24907	1305	1156	53.03	46.97
9	22	2014	2	17	2458	9.87	53	24907	1339	1119	54.48	45.52
6	6	2014	6	16	2452	9.84	54	24907	1224	1228	49.92	50.08
7	3	2014	5	17	2450	9.84	55	24907	1269	1181	51.80	48.20
7	25	2014	6	18	2449	9.83	56	24907	1302	1147	53.16	46.84
5	16	2014	6	17	2443	9.81	57	24907	1263	1180	51.70	48.30
9	4	2014	5	17	2441	9.80	58	24907	1314	1127	53.83	46.17
4	25	2014	6	17	2439	9.79	59	24907	1241	1198	50.88	49.12
5	9	2014	6	16	2438	9.79	60	24907	1252	1186	51.35	48.65
7	25	2014	6	16	2434	9.77	61	24907	1281	1153	52.63	47.37
8	15	2014	6	18	2434	9.77	62	24907	1304	1130	53.57	46.43
9	5	2014	6	16	2434	9.77	63	24907	1230	1204	50.53	49.47
6	12	2014	5	18	2433	9.77	64	24907	1133	1300	46.57	53.43
9	29	2014	2	17	2427	9.74	65	24907	1308	1119	53.89	46.11
8	20	2014	4	17	2426	9.74	66	24907	1315	1111	54.20	45.80
9	18	2014	5	17	2420	9.72	67	24907	1311	1109	54.17	45.83

MO	DY	YR	DAY OF WK	HR	HR VOL	PERCENT OF AADT	HOUR NUMBER	AADT	EAST VOLUME	WEST VOLUME	PERCENT EAST IS OF TOTAL VOLUME	PERCENT WEST IS OF TOTAL VOLUME
7	18	2014	6	16	2419	9.71	68	24907	1249	1170	51.63	48.37
5	16	2014	6	18	2417	9.70	69	24907	1300	1117	53.79	46.21
3	28	2014	6	17	2414	9.69	70	24907	1289	1125	53.40	46.60
9	11	2014	5	17	2414	9.69	71	24907	1258	1156	52.11	47.89
8	28	2014	5	18	2408	9.67	72	24907	1336	1072	55.48	44.52
7	18	2014	6	17	2405	9.66	73	24907	1211	1194	50.35	49.65
5	23	2014	6	15	2402	9.64	74	24907	1304	1098	54.29	45.71
11	7	2014	6	16	2402	9.64	75	24907	1238	1164	51.54	48.46
5	30	2014	6	17	2398	9.63	76	24907	1219	1179	50.83	49.17
6	20	2014	6	15	2398	9.63	77	24907	1196	1202	49.87	50.13
4	18	2014	6	17	2397	9.62	78	24907	1279	1118	53.36	46.64
10	3	2014	6	16	2397	9.62	79	24907	1181	1216	49.27	50.73
6	27	2014	6	18	2394	9.61	80	24907	1280	1114	53.47	46.53
6	27	2014	6	16	2393	9.61	81	24907	1253	1140	52.36	47.64
10	24	2014	6	16	2393	9.61	82	24907	1231	1162	51.44	48.56
7	25	2014	6	17	2392	9.60	83	24907	1309	1083	54.72	45.28
8	15	2014	6	15	2391	9.60	84	24907	1131	1260	47.30	52.70
10	24	2014	6	18	2391	9.60	85	24907	1345	1046	56.25	43.75
7	18	2014	6	14	2384	9.57	86	24907	1231	1153	51.64	48.36
8	27	2014	4	17	2382	9.56	87	24907	1327	1055	55.71	44.29
5	2	2014	6	18	2381	9.56	88	24907	1253	1128	52.62	47.38
6	26	2014	5	17	2380	9.56	89	24907	1214	1166	51.01	48.99
7	18	2014	6	18	2380	9.56	90	24907	1288	1092	54.12	45.88
4	11	2014	6	18	2379	9.55	91	24907	1226	1153	51.53	48.47
5	9	2014	6	17	2378	9.55	92	24907	1221	1157	51.35	48.65
7	18	2014	6	15	2378	9.55	93	24907	1167	1211	49.07	50.93
7	25	2014	6	15	2371	9.52	94	24907	1164	1207	49.09	50.91
11	26	2014	4	14	2370	9.52	95	24907	1180	1190	49.79	50.21
9	25	2014	5	17	2368	9.51	96	24907	1253	1115	52.91	47.09
9	18	2014	5	18	2367	9.50	97	24907	1293	1074	54.63	45.37
3	14	2014	6	18	2366	9.50	98	24907	1271	1095	53.72	46.28
5	30	2014	6	16	2364	9.49	99	24907	1161	1203	49.11	50.89
9	23	2014	3	18	2363	9.49	100	24907	1338	1025	56.62	43.38
7	31	2014	5	18	2362	9.48	101	24907	1344	1018	56.90	43.10
9	10	2014	4	17	2362	9.48	102	24907	1278	1084	54.11	45.89
9	10	2014	4	18	2362	9.48	103	24907	1293	1069	54.74	45.26
9	26	2014	6	15	2362	9.48	104	24907	1189	1173	50.34	49.66
3	21	2014	6	17	2361	9.48	105	24907	1251	1110	52.99	47.01
6	26	2014	5	16	2361	9.48	106	24907	1195	1166	50.61	49.39
8	27	2014	4	18	2360	9.48	107	24907	1400	960	59.32	40.68
9	9	2014	3	17	2354	9.45	108	24907	1292	1062	54.89	45.11
8	7	2014	5	18	2351	9.44	109	24907	1295	1056	55.08	44.92
8	8	2014	6	15	2349	9.43	110	24907	1171	1178	49.85	50.15
7	3	2014	5	18	2348	9.43	111	24907	1251	1097	53.28	46.72
12	19	2014	6	17	2348	9.43	112	24907	1277	1071	54.39	45.61
9	12	2014	6	15	2347	9.42	113	24907	1158	1189	49.34	50.66
6	27	2014	6	15	2346	9.42	114	24907	1193	1153	50.85	49.15
2	28	2014	6	17	2345	9.42	115	24907	1233	1112	52.58	47.42
9	22	2014	2	18	2345	9.42	116	24907	1289	1056	54.97	45.03
4	11	2014	6	16	2344	9.41	117	24907	1253	1091	53.46	46.54
7	24	2014	5	16	2340	9.39	118	24907	1154	1186	49.32	50.68
7	17	2014	5	17	2338	9.39	119	24907	1243	1095	53.17	46.83

MO	DY	YR	DAY OF WK	HR	HR VOL	PERCENT OF AADT	HOUR NUMBER	AADT	EAST VOLUME	WEST VOLUME	PERCENT EAST IS OF TOTAL VOLUME	PERCENT WEST IS OF TOTAL VOLUME
6	13	2014	6	15	2337	9.38	120	24907	1168	1169	49.98	50.02
6	13	2014	6	18	2335	9.37	121	24907	1234	1101	52.85	47.15
8	1	2014	6	18	2331	9.36	122	24907	1265	1066	54.27	45.73
3	14	2014	6	17	2329	9.35	123	24907	1242	1087	53.33	46.67
6	19	2014	5	17	2329	9.35	124	24907	1206	1123	51.78	48.22
7	3	2014	5	15	2328	9.35	125	24907	1110	1218	47.68	52.32
9	25	2014	5	16	2327	9.34	126	24907	1235	1092	53.07	46.93
7	24	2014	5	17	2324	9.33	127	24907	1271	1053	54.69	45.31
8	1	2014	6	17	2322	9.32	128	24907	1204	1118	51.85	48.15
10	2	2014	5	18	2321	9.32	129	24907	1258	1063	54.20	45.80
8	14	2014	5	17	2320	9.31	130	24907	1230	1090	53.02	46.98
10	2	2014	5	17	2319	9.31	131	24907	1261	1058	54.38	45.62
4	25	2014	6	16	2318	9.31	132	24907	1229	1089	53.02	46.98
9	11	2014	5	18	2316	9.30	133	24907	1301	1015	56.17	43.83
5	30	2014	6	18	2314	9.29	134	24907	1260	1054	54.45	45.55
6	26	2014	5	18	2314	9.29	135	24907	1195	1119	51.64	48.36
7	24	2014	5	18	2314	9.29	136	24907	1273	1041	55.01	44.99
8	1	2014	6	15	2314	9.29	137	24907	1161	1153	50.17	49.83
9	24	2014	4	17	2314	9.29	138	24907	1284	1030	55.49	44.51
8	15	2014	6	14	2313	9.29	139	24907	1116	1197	48.25	51.75
8	1	2014	6	16	2311	9.28	140	24907	1198	1113	51.84	48.16
8	26	2014	3	17	2311	9.28	141	24907	1263	1048	54.65	45.35
4	18	2014	6	18	2310	9.27	142	24907	1246	1064	53.94	46.06
9	22	2014	2	16	2309	9.27	143	24907	1212	1097	52.49	47.51
9	25	2014	5	18	2309	9.27	144	24907	1300	1009	56.30	43.70
9	28	2014	1	16	2309	9.27	145	24907	1057	1252	45.78	54.22
11	3	2014	2	17	2305	9.25	146	24907	1287	1018	55.84	44.16
8	20	2014	4	18	2303	9.25	147	24907	1283	1020	55.71	44.29
9	3	2014	4	17	2301	9.24	148	24907	1243	1058	54.02	45.98
8	6	2014	4	17	2298	9.23	149	24907	1223	1075	53.22	46.78
10	8	2014	4	17	2295	9.21	150	24907	1278	1017	55.69	44.31
6	18	2014	4	17	2294	9.21	151	24907	1173	1121	51.13	48.87
8	14	2014	5	16	2294	9.21	152	24907	1150	1144	50.13	49.87
5	2	2014	6	16	2291	9.20	153	24907	1134	1157	49.50	50.50
3	7	2014	6	17	2290	9.19	154	24907	1219	1071	53.23	46.77
9	2	2014	3	17	2290	9.19	155	24907	1226	1064	53.54	46.46
9	16	2014	3	18	2290	9.19	156	24907	1384	906	60.44	39.56
8	14	2014	5	18	2288	9.19	157	24907	1279	1009	55.90	44.10
2	14	2014	6	18	2283	9.17	158	24907	1290	993	56.50	43.50
6	19	2014	5	18	2283	9.17	159	24907	1243	1040	54.45	45.55
8	22	2014	6	15	2283	9.17	160	24907	1132	1151	49.58	50.42
9	15	2014	2	17	2279	9.15	161	24907	1259	1020	55.24	44.76
11	26	2014	4	18	2279	9.15	162	24907	1383	896	60.68	39.32
2	28	2014	6	18	2277	9.14	163	24907	1264	1013	55.51	44.49
12	19	2014	6	18	2276	9.14	164	24907	1260	1016	55.36	44.64
9	18	2014	5	16	2275	9.13	165	24907	1168	1107	51.34	48.66
8	24	2014	1	15	2272	9.12	166	24907	1136	1136	50.00	50.00
5	16	2014	6	16	2271	9.12	167	24907	1159	1112	51.03	48.97
8	18	2014	2	18	2271	9.12	168	24907	1261	1010	55.53	44.47
9	11	2014	5	16	2271	9.12	169	24907	1154	1117	50.81	49.19
9	29	2014	2	16	2269	9.11	170	24907	1182	1087	52.09	47.91
3	21	2014	6	18	2267	9.10	171	24907	1213	1054	53.51	46.49

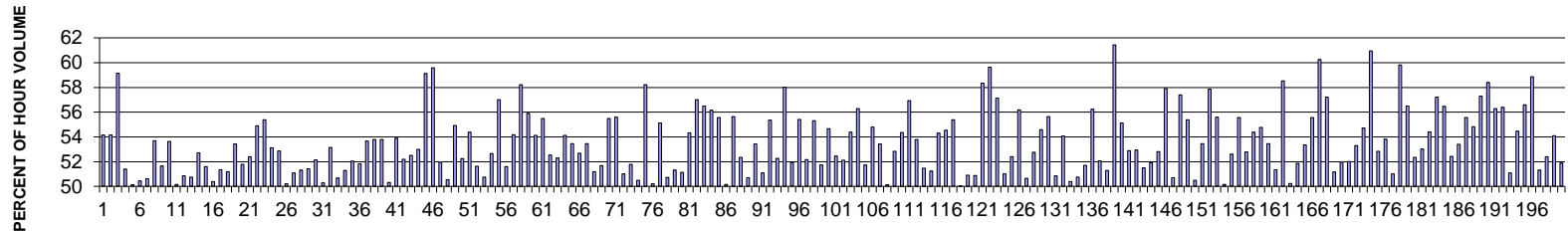
MO	DY	YR	DAY OF WK	HR	HR VOL	PERCENT OF AADT	HOUR NUMBER	AADT	EAST VOLUME	WEST VOLUME	PERCENT EAST IS OF TOTAL VOLUME	PERCENT WEST IS OF TOTAL VOLUME
9	17	2014	4	17	2267	9.10	172	24907	1223	1044	53.95	46.05
2	14	2014	6	17	2264	9.09	173	24907	1218	1046	53.80	46.20
8	25	2014	2	18	2262	9.08	174	24907	1293	969	57.16	42.84
6	29	2014	1	14	2260	9.07	175	24907	1024	1236	45.31	54.69
9	3	2014	4	18	2260	9.07	176	24907	1265	995	55.97	44.03
8	13	2014	4	18	2259	9.07	177	24907	1289	970	57.06	42.94
9	10	2014	4	16	2258	9.07	178	24907	1164	1094	51.55	48.45
9	9	2014	3	18	2257	9.06	179	24907	1328	929	58.84	41.16
11	14	2014	6	17	2257	9.06	180	24907	1225	1032	54.28	45.72
9	28	2014	1	15	2256	9.06	181	24907	966	1290	42.82	57.18
9	2	2014	3	18	2255	9.05	182	24907	1283	972	56.90	43.10
3	28	2014	6	18	2253	9.05	183	24907	1266	987	56.19	43.81
11	30	2014	1	15	2253	9.05	184	24907	1033	1220	45.85	54.15
12	12	2014	6	17	2253	9.05	185	24907	1152	1101	51.13	48.87
8	13	2014	4	17	2252	9.04	186	24907	1214	1038	53.91	46.09
8	28	2014	5	16	2252	9.04	187	24907	1032	1220	45.83	54.17
6	6	2014	6	15	2251	9.04	188	24907	1125	1126	49.98	50.02
10	31	2014	6	16	2251	9.04	189	24907	1294	957	57.49	42.51
10	31	2014	6	17	2251	9.04	190	24907	1256	995	55.80	44.20
7	3	2014	5	14	2250	9.03	191	24907	1027	1223	45.64	54.36
7	2	2014	4	18	2247	9.02	192	24907	1222	1025	54.38	45.62
10	27	2014	2	17	2247	9.02	193	24907	1210	1037	53.85	46.15
9	24	2014	4	18	2246	9.02	194	24907	1289	957	57.39	42.61
4	10	2014	5	17	2244	9.01	195	24907	1210	1034	53.92	46.08
9	8	2014	2	17	2244	9.01	196	24907	1221	1023	54.41	45.59
4	18	2014	6	16	2240	8.99	197	24907	1177	1063	52.54	47.46
8	7	2014	5	17	2240	8.99	198	24907	1204	1036	53.75	46.25
7	2	2014	4	17	2239	8.99	199	24907	1144	1095	51.09	48.91
8	19	2014	3	17	2237	8.98	200	24907	1260	977	56.33	43.67

**SR 082 MP 121.20 PLYMOUTH ADC SITE P09
K FOR PEAK 200 HOURS OF 2014**



AADT= 17835 K 30 FACTOR= 10.75 K 100 FACTOR= 9.81 K 200 FACTOR= 9.21 D 30 FACTOR= 52.14

**SR 082 MP 121.20 PLYMOUTH ADC SITE P09
D % IN THE PEAK 200 HOURS OF 2014**



MO	DY	YR	DAY OF WK	HR	HR VOL	PERCENT OF AADT	HOUR NUMBER	AADT	EAST VOLUME	WEST VOLUME	PERCENT EAST IS OF TOTAL VOLUME	PERCENT WEST IS OF TOTAL VOLUME
11	30	2014	1	14	2474	13.87	1	17835	1134	1340	45.84	54.16
11	30	2014	1	15	2418	13.56	2	17835	1109	1309	45.86	54.14
11	30	2014	1	16	2208	12.38	3	17835	902	1306	40.85	59.15
11	30	2014	1	13	2142	12.01	4	17835	1041	1101	48.60	51.40
11	26	2014	4	15	2114	11.85	5	17835	1060	1054	50.14	49.86
11	26	2014	4	16	2113	11.85	6	17835	1047	1066	49.55	50.45
8	17	2014	1	14	2102	11.79	7	17835	1038	1064	49.38	50.62
11	26	2014	4	17	2097	11.76	8	17835	971	1126	46.30	53.70
8	1	2014	6	15	2014	11.29	9	17835	1040	974	51.64	48.36
8	17	2014	1	15	2012	11.28	10	17835	933	1079	46.37	53.63
8	10	2014	1	14	2009	11.26	11	17835	1008	1001	50.17	49.83
8	1	2014	6	16	2002	11.23	12	17835	984	1018	49.15	50.85
8	17	2014	1	16	1994	11.18	13	17835	982	1012	49.25	50.75
8	29	2014	6	17	1994	11.18	14	17835	943	1051	47.29	52.71

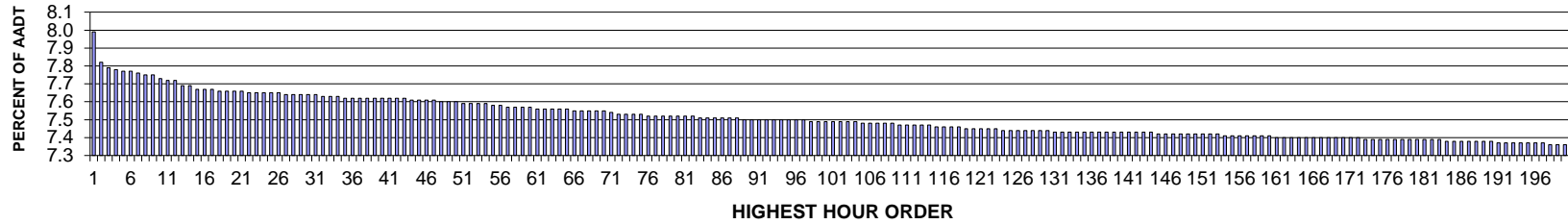
MO	DY	YR	DAY OF WK	HR	HR VOL	PERCENT OF AADT	HOUR NUMBER	AADT	EAST VOLUME	WEST VOLUME	PERCENT EAST IS OF TOTAL VOLUME	PERCENT WEST IS OF TOTAL VOLUME
8	15	2014	6	15	1967	11.03	15	17835	1015	952	51.60	48.40
8	15	2014	6	16	1965	11.02	16	17835	975	990	49.62	50.38
8	10	2014	1	15	1959	10.98	17	17835	953	1006	48.65	51.35
11	26	2014	4	14	1955	10.96	18	17835	1001	954	51.20	48.80
8	17	2014	1	13	1954	10.96	19	17835	910	1044	46.57	53.43
8	29	2014	6	16	1951	10.94	20	17835	1010	941	51.77	48.23
8	24	2014	1	15	1947	10.92	21	17835	927	1020	47.61	52.39
11	26	2014	4	13	1942	10.89	22	17835	1066	876	54.89	45.11
8	15	2014	6	17	1941	10.88	23	17835	866	1075	44.62	55.38
5	26	2014	2	15	1937	10.86	24	17835	908	1029	46.88	53.12
9	1	2014	2	15	1937	10.86	25	17835	913	1024	47.13	52.87
8	24	2014	1	14	1936	10.86	26	17835	972	964	50.21	49.79
8	29	2014	6	18	1934	10.84	27	17835	946	988	48.91	51.09
8	3	2014	1	14	1933	10.84	28	17835	992	941	51.32	48.68
8	8	2014	6	15	1931	10.83	29	17835	993	938	51.42	48.58
8	3	2014	1	16	1918	10.75	30	17835	918	1000	47.86	52.14
8	1	2014	6	13	1917	10.75	31	17835	964	953	50.29	49.71
8	22	2014	6	17	1912	10.72	32	17835	896	1016	46.86	53.14
8	1	2014	6	17	1910	10.71	33	17835	968	942	50.68	49.32
8	8	2014	6	16	1909	10.70	34	17835	930	979	48.72	51.28
6	20	2014	6	17	1908	10.70	35	17835	915	993	47.96	52.04
8	8	2014	6	18	1906	10.69	36	17835	988	918	51.84	48.16
8	10	2014	1	16	1906	10.69	37	17835	883	1023	46.33	53.67
6	27	2014	6	17	1904	10.68	38	17835	880	1024	46.22	53.78
9	1	2014	2	16	1904	10.68	39	17835	880	1024	46.22	53.78
8	8	2014	6	17	1902	10.66	40	17835	957	945	50.32	49.68
6	29	2014	1	17	1896	10.63	41	17835	874	1022	46.10	53.90
6	27	2014	6	16	1887	10.58	42	17835	902	985	47.80	52.20
8	1	2014	6	18	1880	10.54	43	17835	893	987	47.50	52.50
8	3	2014	1	15	1880	10.54	44	17835	884	996	47.02	52.98
11	30	2014	1	17	1876	10.52	45	17835	767	1109	40.88	59.12
4	4	2014	6	18	1871	10.49	46	17835	756	1115	40.41	59.59
8	17	2014	1	17	1871	10.49	47	17835	899	972	48.05	51.95
8	1	2014	6	14	1860	10.43	48	17835	940	920	50.54	49.46
6	29	2014	1	16	1855	10.40	49	17835	836	1019	45.07	54.93
8	22	2014	6	16	1851	10.38	50	17835	884	967	47.76	52.24
5	26	2014	2	16	1848	10.36	51	17835	843	1005	45.62	54.38
8	8	2014	6	14	1846	10.35	52	17835	953	893	51.63	48.37
6	27	2014	6	14	1840	10.32	53	17835	906	934	49.24	50.76
9	1	2014	2	14	1840	10.32	54	17835	969	871	52.66	47.34
8	17	2014	1	18	1824	10.23	55	17835	784	1040	42.98	57.02
8	29	2014	6	15	1824	10.23	56	17835	941	883	51.59	48.41
6	27	2014	6	18	1822	10.22	57	17835	835	987	45.83	54.17
4	4	2014	6	17	1819	10.20	58	17835	760	1059	41.78	58.22
6	26	2014	5	17	1816	10.18	59	17835	801	1015	44.11	55.89
8	15	2014	6	14	1816	10.18	60	17835	983	833	54.13	45.87
11	26	2014	4	18	1815	10.18	61	17835	808	1007	44.52	55.48
6	13	2014	6	17	1807	10.13	62	17835	858	949	47.48	52.52
8	10	2014	1	13	1807	10.13	63	17835	862	945	47.70	52.30

MO	DY	YR	DAY OF WK	HR	HR VOL	PERCENT OF AADT	HOUR NUMBER	AADT	EAST VOLUME	WEST VOLUME	PERCENT EAST IS OF TOTAL VOLUME	PERCENT WEST IS OF TOTAL VOLUME
8	10	2014	1	17	1803	10.11	64	17835	827	976	45.87	54.13
8	24	2014	1	13	1798	10.08	65	17835	837	961	46.55	53.45
3	28	2014	6	17	1794	10.06	66	17835	945	849	52.68	47.32
9	19	2014	6	16	1790	10.04	67	17835	833	957	46.54	53.46
8	9	2014	7	13	1789	10.03	68	17835	873	916	48.80	51.20
8	22	2014	6	14	1788	10.03	69	17835	924	864	51.68	48.32
9	19	2014	6	17	1788	10.03	70	17835	796	992	44.52	55.48
3	30	2014	1	15	1786	10.01	71	17835	993	793	55.60	44.40
6	13	2014	6	16	1784	10.00	72	17835	874	910	48.99	51.01
8	22	2014	6	15	1784	10.00	73	17835	924	860	51.79	48.21
9	1	2014	2	13	1784	10.00	74	17835	901	883	50.50	49.50
4	11	2014	6	17	1783	10.00	75	17835	745	1038	41.78	58.22
6	27	2014	6	15	1783	10.00	76	17835	895	888	50.20	49.80
8	15	2014	6	18	1783	10.00	77	17835	800	983	44.87	55.13
8	3	2014	1	13	1776	9.96	78	17835	875	901	49.27	50.73
8	24	2014	1	16	1775	9.95	79	17835	911	864	51.32	48.68
8	24	2014	1	17	1774	9.95	80	17835	867	907	48.87	51.13
9	12	2014	6	18	1774	9.95	81	17835	810	964	45.66	54.34
6	6	2014	6	17	1772	9.94	82	17835	762	1010	43.00	57.00
8	14	2014	5	18	1770	9.92	83	17835	770	1000	43.50	56.50
8	21	2014	5	18	1770	9.92	84	17835	776	994	43.84	56.16
8	14	2014	5	17	1769	9.92	85	17835	786	983	44.43	55.57
8	8	2014	6	13	1764	9.89	86	17835	885	879	50.17	49.83
8	22	2014	6	18	1763	9.89	87	17835	782	981	44.36	55.64
6	27	2014	6	13	1761	9.87	88	17835	839	922	47.64	52.36
6	29	2014	1	14	1761	9.87	89	17835	868	893	49.29	50.71
10	10	2014	6	17	1761	9.87	90	17835	820	941	46.56	53.44
5	26	2014	2	14	1758	9.86	91	17835	860	898	48.92	51.08
5	9	2014	6	17	1756	9.85	92	17835	784	972	44.65	55.35
8	29	2014	6	14	1756	9.85	93	17835	838	918	47.72	52.28
5	26	2014	2	17	1755	9.84	94	17835	737	1018	41.99	58.01
8	15	2014	6	13	1754	9.83	95	17835	911	843	51.94	48.06
8	7	2014	5	17	1752	9.82	96	17835	781	971	44.58	55.42
10	17	2014	6	17	1752	9.82	97	17835	838	914	47.83	52.17
9	12	2014	6	17	1750	9.81	98	17835	782	968	44.69	55.31
3	28	2014	6	16	1749	9.81	99	17835	905	844	51.74	48.26
10	24	2014	6	17	1749	9.81	100	17835	793	956	45.34	54.66
6	15	2014	1	15	1748	9.80	101	17835	917	831	52.46	47.54
6	29	2014	1	15	1748	9.80	102	17835	911	837	52.12	47.88
11	26	2014	4	12	1747	9.80	103	17835	950	797	54.38	45.62
6	26	2014	5	18	1746	9.79	104	17835	763	983	43.70	56.30
11	30	2014	1	12	1746	9.79	105	17835	903	843	51.72	48.28
6	20	2014	6	18	1745	9.78	106	17835	789	956	45.21	54.79
3	30	2014	1	16	1739	9.75	107	17835	929	810	53.42	46.58
6	20	2014	6	14	1739	9.75	108	17835	867	872	49.86	50.14
6	20	2014	6	16	1739	9.75	109	17835	820	919	47.15	52.85
6	22	2014	1	14	1737	9.74	110	17835	793	944	45.65	54.35
12	23	2014	3	17	1737	9.74	111	17835	748	989	43.06	56.94
6	22	2014	1	15	1735	9.73	112	17835	802	933	46.22	53.78

MO	DY	YR	DAY OF WK	HR	HR VOL	PERCENT OF AADT	HOUR NUMBER	AADT	EAST VOLUME	WEST VOLUME	PERCENT EAST IS OF TOTAL VOLUME	PERCENT WEST IS OF TOTAL VOLUME
8	9	2014	7	15	1733	9.72	113	17835	892	841	51.47	48.53
8	16	2014	7	15	1733	9.72	114	17835	888	845	51.24	48.76
9	1	2014	2	17	1733	9.72	115	17835	792	941	45.70	54.30
12	19	2014	6	17	1731	9.71	116	17835	787	944	45.47	54.53
9	26	2014	6	17	1730	9.70	117	17835	772	958	44.62	55.38
8	16	2014	7	12	1728	9.69	118	17835	865	863	50.06	49.94
8	14	2014	5	16	1727	9.68	119	17835	848	879	49.10	50.90
8	7	2014	5	16	1726	9.68	120	17835	848	878	49.13	50.87
6	6	2014	6	16	1722	9.66	121	17835	717	1005	41.64	58.36
8	18	2014	2	18	1722	9.66	122	17835	695	1027	40.36	59.64
8	21	2014	5	17	1722	9.66	123	17835	738	984	42.86	57.14
9	14	2014	1	14	1721	9.65	124	17835	843	878	48.98	51.02
8	18	2014	2	16	1718	9.63	125	17835	818	900	47.61	52.39
3	30	2014	1	14	1714	9.61	126	17835	963	751	56.18	43.82
6	13	2014	6	15	1712	9.60	127	17835	867	845	50.64	49.36
9	5	2014	6	17	1712	9.60	128	17835	809	903	47.25	52.75
6	19	2014	5	18	1711	9.59	129	17835	777	934	45.41	54.59
8	7	2014	5	18	1709	9.58	130	17835	758	951	44.35	55.65
8	2	2014	7	13	1707	9.57	131	17835	868	839	50.85	49.15
8	16	2014	7	14	1707	9.57	132	17835	923	784	54.07	45.93
10	10	2014	6	16	1707	9.57	133	17835	847	860	49.62	50.38
9	5	2014	6	16	1704	9.55	134	17835	839	865	49.24	50.76
10	3	2014	6	16	1704	9.55	135	17835	823	881	48.30	51.70
8	11	2014	2	18	1703	9.55	136	17835	745	958	43.75	56.25
8	3	2014	1	17	1702	9.54	137	17835	816	886	47.94	52.06
8	29	2014	6	13	1702	9.54	138	17835	873	829	51.29	48.71
11	30	2014	1	18	1701	9.54	139	17835	656	1045	38.57	61.43
5	9	2014	6	16	1700	9.53	140	17835	763	937	44.88	55.12
6	6	2014	6	15	1700	9.53	141	17835	801	899	47.12	52.88
3	28	2014	6	15	1696	9.51	142	17835	898	798	52.95	47.05
8	9	2014	7	14	1695	9.50	143	17835	873	822	51.50	48.50
8	17	2014	1	12	1695	9.50	144	17835	815	880	48.08	51.92
9	5	2014	6	18	1695	9.50	145	17835	800	895	47.20	52.80
10	3	2014	6	17	1694	9.50	146	17835	713	981	42.09	57.91
11	29	2014	7	14	1694	9.50	147	17835	859	835	50.71	49.29
3	21	2014	6	18	1692	9.49	148	17835	721	971	42.61	57.39
11	7	2014	6	17	1692	9.49	149	17835	755	937	44.62	55.38
3	30	2014	1	17	1691	9.48	150	17835	837	854	49.50	50.50
6	22	2014	1	16	1691	9.48	151	17835	787	904	46.54	53.46
9	1	2014	2	18	1690	9.48	152	17835	712	978	42.13	57.87
6	19	2014	5	17	1689	9.47	153	17835	750	939	44.40	55.60
8	14	2014	5	15	1689	9.47	154	17835	847	842	50.15	49.85
8	2	2014	7	14	1688	9.46	155	17835	888	800	52.61	47.39
9	14	2014	1	13	1688	9.46	156	17835	750	938	44.43	55.57
8	6	2014	4	17	1686	9.45	157	17835	796	890	47.21	52.79
5	9	2014	6	18	1684	9.44	158	17835	768	916	45.61	54.39
8	11	2014	2	16	1683	9.44	159	17835	761	922	45.22	54.78
8	4	2014	2	17	1682	9.43	160	17835	783	899	46.55	53.45
6	20	2014	6	15	1681	9.43	161	17835	818	863	48.66	51.34

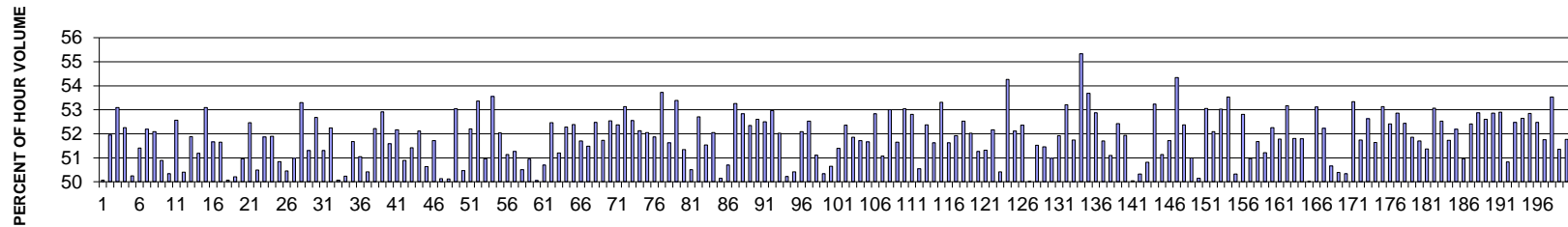
MO	DY	YR	DAY OF WK	HR	HR VOL	PERCENT OF AADT	HOUR NUMBER	AADT	EAST VOLUME	WEST VOLUME	PERCENT EAST IS OF TOTAL VOLUME	PERCENT WEST IS OF TOTAL VOLUME
6	30	2014	2	17	1681	9.43	162	17835	697	984	41.46	58.54
6	13	2014	6	14	1678	9.41	163	17835	835	843	49.76	50.24
8	2	2014	7	15	1678	9.41	164	17835	870	808	51.85	48.15
8	1	2014	6	12	1676	9.40	165	17835	894	782	53.34	46.66
8	18	2014	2	17	1674	9.39	166	17835	744	930	44.44	55.56
6	12	2014	5	17	1673	9.38	167	17835	665	1008	39.75	60.25
4	6	2014	1	16	1671	9.37	168	17835	715	956	42.79	57.21
8	22	2014	6	13	1671	9.37	169	17835	855	816	51.17	48.83
8	3	2014	1	12	1669	9.36	170	17835	867	802	51.95	48.05
8	16	2014	7	13	1669	9.36	171	17835	868	801	52.01	47.99
8	15	2014	6	12	1668	9.35	172	17835	889	779	53.30	46.70
6	20	2014	6	12	1667	9.35	173	17835	912	755	54.71	45.29
9	11	2014	5	18	1667	9.35	174	17835	651	1016	39.05	60.95
5	2	2014	6	17	1665	9.34	175	17835	785	880	47.15	52.85
9	19	2014	6	18	1665	9.34	176	17835	769	896	46.19	53.81
6	15	2014	1	16	1664	9.33	177	17835	849	815	51.02	48.98
5	8	2014	5	17	1662	9.32	178	17835	668	994	40.19	59.81
9	11	2014	5	17	1662	9.32	179	17835	723	939	43.50	56.50
10	10	2014	6	18	1662	9.32	180	17835	792	870	47.65	52.35
12	26	2014	6	15	1660	9.31	181	17835	880	780	53.01	46.99
6	6	2014	6	18	1658	9.30	182	17835	756	902	45.60	54.40
8	20	2014	4	17	1657	9.29	183	17835	709	948	42.79	57.21
4	6	2014	1	15	1656	9.29	184	17835	721	935	43.54	56.46
8	23	2014	7	14	1656	9.29	185	17835	788	868	47.58	52.42
10	17	2014	6	16	1655	9.28	186	17835	771	884	46.59	53.41
10	3	2014	6	18	1654	9.27	187	17835	735	919	44.44	55.56
5	30	2014	6	17	1653	9.27	188	17835	747	906	45.19	54.81
8	28	2014	5	18	1653	9.27	189	17835	706	947	42.71	57.29
4	11	2014	6	18	1652	9.26	190	17835	687	965	41.59	58.41
8	11	2014	2	17	1652	9.26	191	17835	722	930	43.70	56.30
9	26	2014	6	18	1651	9.26	192	17835	720	931	43.61	56.39
10	12	2014	1	16	1648	9.24	193	17835	842	806	51.09	48.91
6	26	2014	5	16	1647	9.23	194	17835	750	897	45.54	54.46
8	4	2014	2	18	1647	9.23	195	17835	715	932	43.41	56.59
8	20	2014	4	18	1646	9.23	196	17835	677	969	41.13	58.87
10	10	2014	6	15	1645	9.22	197	17835	801	844	48.69	51.31
8	20	2014	4	16	1643	9.21	198	17835	782	861	47.60	52.40
10	17	2014	6	18	1643	9.21	199	17835	754	889	45.89	54.11
6	15	2014	1	13	1642	9.21	200	17835	790	852	48.11	51.89

**SR 005 MP 184.48 EVERETT ADC SITE P1
K FOR PEAK 200 HOURS OF 2014**



AADT= 182419 K 30 FACTOR= 7.64 K 100 FACTOR= 7.49 K 200 FACTOR= 7.36 D 30 FACTOR= 52.68

**SR 005 MP 184.48 EVERETT ADC SITE P1
D % IN THE PEAK 200 HOURS OF 2014**



MO	DY	YR	DAY OF WK	HR	HR VOL	PERCENT OF AADT	HOUR NUMBER	AADT	NORTH VOLUME	SOUTH VOLUME	PERCENT NORTH IS OF TOTAL VOLUME	PERCENT SOUTH IS OF TOTAL VOLUME
4	18	2014	6	16	14580	7.99	1	182419	7281	7299	49.94	50.06
2	14	2014	6	16	14257	7.82	2	182419	7407	6850	51.95	48.05
1	31	2014	6	16	14205	7.79	3	182419	7542	6663	53.09	46.91
2	14	2014	6	15	14186	7.78	4	182419	7412	6774	52.25	47.75
6	12	2014	5	17	14178	7.77	5	182419	7125	7053	50.25	49.75
6	13	2014	6	15	14174	7.77	6	182419	7286	6888	51.40	48.60
2	21	2014	6	16	14156	7.76	7	182419	7388	6768	52.19	47.81
5	9	2014	6	16	14145	7.75	8	182419	7368	6777	52.09	47.91
4	18	2014	6	15	14137	7.75	9	182419	7195	6942	50.89	49.11
4	11	2014	6	17	14105	7.73	10	182419	7005	7100	49.66	50.34
8	16	2014	7	13	14082	7.72	11	182419	7403	6679	52.57	47.43
6	12	2014	5	16	14075	7.72	12	182419	7094	6981	50.40	49.60
5	9	2014	6	15	14034	7.69	13	182419	7281	6753	51.88	48.12
4	25	2014	6	16	14029	7.69	14	182419	7181	6848	51.19	48.81

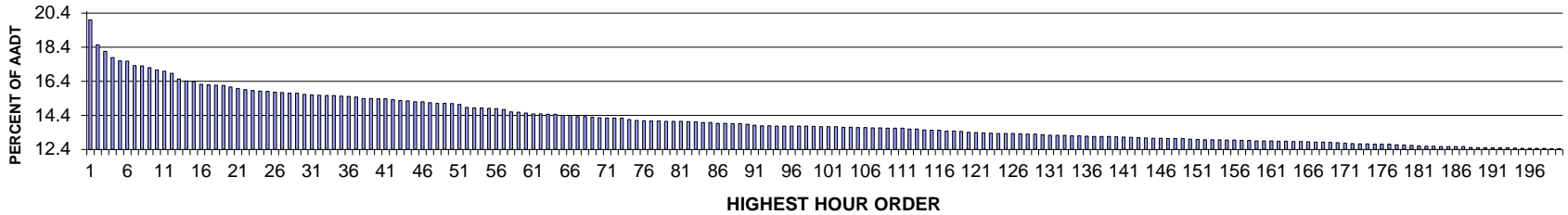
MO	DY	YR	DAY OF WK	HR	HR VOL	PERCENT OF AADT	HOUR NUMBER	AADT	NORTH VOLUME	SOUTH VOLUME	PERCENT NORTH IS OF TOTAL VOLUME	PERCENT SOUTH IS OF TOTAL VOLUME
8	13	2014	4	16	13994	7.67	15	182419	7430	6564	53.09	46.91
2	14	2014	6	17	13993	7.67	16	182419	7229	6764	51.66	48.34
8	12	2014	3	17	13987	7.67	17	182419	7224	6763	51.65	48.35
8	11	2014	2	17	13976	7.66	18	182419	6978	6998	49.93	50.07
4	18	2014	6	18	13974	7.66	19	182419	7017	6957	50.21	49.79
3	28	2014	6	16	13967	7.66	20	182419	7118	6849	50.96	49.04
8	16	2014	7	12	13967	7.66	21	182419	7327	6640	52.46	47.54
8	15	2014	6	15	13962	7.65	22	182419	7049	6913	50.49	49.51
4	15	2014	3	17	13951	7.65	23	182419	7236	6715	51.87	48.13
4	11	2014	6	16	13950	7.65	24	182419	6710	7240	48.10	51.90
4	18	2014	6	17	13950	7.65	25	182419	7092	6858	50.84	49.16
7	25	2014	6	16	13948	7.65	26	182419	7037	6911	50.45	49.55
5	23	2014	6	16	13942	7.64	27	182419	7107	6835	50.98	49.02
1	31	2014	6	17	13941	7.64	28	182419	7430	6511	53.30	46.70
6	27	2014	6	17	13937	7.64	29	182419	7149	6788	51.30	48.70
1	17	2014	6	16	13935	7.64	30	182419	7341	6594	52.68	47.32
8	13	2014	4	17	13929	7.64	31	182419	7146	6783	51.30	48.70
6	13	2014	6	18	13927	7.63	32	182419	7276	6651	52.24	47.76
5	30	2014	6	16	13921	7.63	33	182419	6952	6969	49.94	50.06
8	11	2014	2	16	13911	7.63	34	182419	6923	6988	49.77	50.23
9	26	2014	6	17	13908	7.62	35	182419	7186	6722	51.67	48.33
5	22	2014	5	17	13907	7.62	36	182419	7100	6807	51.05	48.95
8	7	2014	5	17	13907	7.62	37	182419	7012	6895	50.42	49.58
6	23	2014	2	17	13904	7.62	38	182419	7260	6644	52.22	47.78
4	4	2014	6	17	13899	7.62	39	182419	7354	6545	52.91	47.09
6	27	2014	6	16	13898	7.62	40	182419	7169	6729	51.58	48.42
4	25	2014	6	15	13897	7.62	41	182419	7248	6649	52.16	47.84
5	9	2014	6	17	13897	7.62	42	182419	7072	6825	50.89	49.11
8	13	2014	4	18	13892	7.62	43	182419	7143	6749	51.42	48.58
2	21	2014	6	17	13885	7.61	44	182419	7235	6650	52.11	47.89
6	13	2014	6	16	13884	7.61	45	182419	7029	6855	50.63	49.37
2	28	2014	6	16	13875	7.61	46	182419	7176	6699	51.72	48.28
6	11	2014	4	17	13874	7.61	47	182419	6955	6919	50.13	49.87
6	13	2014	6	17	13872	7.60	48	182419	6953	6919	50.12	49.88
1	3	2014	6	16	13868	7.60	49	182419	7355	6513	53.04	46.96
9	12	2014	6	16	13864	7.60	50	182419	6868	6996	49.54	50.46
8	15	2014	6	14	13846	7.59	51	182419	7227	6619	52.20	47.80
6	20	2014	6	15	13842	7.59	52	182419	7386	6456	53.36	46.64
3	21	2014	6	16	13840	7.59	53	182419	7051	6789	50.95	49.05
4	21	2014	2	16	13838	7.59	54	182419	7412	6426	53.56	46.44
5	23	2014	6	15	13831	7.58	55	182419	7198	6633	52.04	47.96
6	25	2014	4	17	13827	7.58	56	182419	7070	6757	51.13	48.87
4	4	2014	6	16	13809	7.57	57	182419	7080	6729	51.27	48.73
8	16	2014	7	14	13809	7.57	58	182419	6973	6836	50.50	49.50
4	25	2014	6	18	13806	7.57	59	182419	7033	6773	50.94	49.06
7	10	2014	5	17	13805	7.57	60	182419	6910	6895	50.05	49.95
6	26	2014	5	17	13795	7.56	61	182419	6994	6801	50.70	49.30
11	26	2014	4	14	13794	7.56	62	182419	7236	6558	52.46	47.54
5	22	2014	5	16	13791	7.56	63	182419	7061	6730	51.20	48.80

MO	DY	YR	DAY OF WK	HR	HR VOL	PERCENT OF AADT	HOUR NUMBER	AADT	NORTH VOLUME	SOUTH VOLUME	PERCENT NORTH IS OF TOTAL VOLUME	PERCENT SOUTH IS OF TOTAL VOLUME
4	4	2014	6	15	13790	7.56	64	182419	7209	6581	52.28	47.72
9	26	2014	6	15	13782	7.56	65	182419	7220	6562	52.39	47.61
6	14	2014	7	15	13781	7.55	66	182419	7125	6656	51.70	48.30
8	12	2014	3	16	13780	7.55	67	182419	7094	6686	51.48	48.52
8	14	2014	5	18	13778	7.55	68	182419	7229	6549	52.47	47.53
3	21	2014	6	17	13777	7.55	69	182419	7127	6650	51.73	48.27
12	19	2014	6	16	13776	7.55	70	182419	7238	6538	52.54	47.46
12	19	2014	6	15	13757	7.54	71	182419	7204	6553	52.37	47.63
6	23	2014	2	16	13740	7.53	72	182419	7300	6440	53.13	46.87
4	10	2014	5	16	13737	7.53	73	182419	7219	6518	52.55	47.45
6	27	2014	6	15	13736	7.53	74	182419	7161	6575	52.13	47.87
4	7	2014	2	17	13729	7.53	75	182419	7146	6583	52.05	47.95
5	29	2014	5	16	13724	7.52	76	182419	7118	6606	51.87	48.13
12	22	2014	2	16	13720	7.52	77	182419	7370	6350	53.72	46.28
6	24	2014	3	17	13718	7.52	78	182419	7083	6635	51.63	48.37
3	18	2014	3	17	13713	7.52	79	182419	7322	6391	53.39	46.61
5	15	2014	5	17	13711	7.52	80	182419	7039	6672	51.34	48.66
8	7	2014	5	16	13711	7.52	81	182419	6925	6786	50.51	49.49
9	8	2014	2	17	13711	7.52	82	182419	7227	6484	52.71	47.29
3	14	2014	6	17	13708	7.51	83	182419	7064	6644	51.53	48.47
7	28	2014	2	17	13707	7.51	84	182419	7135	6572	52.05	47.95
9	12	2014	6	15	13706	7.51	85	182419	6833	6873	49.85	50.15
4	14	2014	2	17	13705	7.51	86	182419	6949	6756	50.70	49.30
4	21	2014	2	17	13694	7.51	87	182419	7293	6401	53.26	46.74
3	20	2014	5	16	13692	7.51	88	182419	7234	6458	52.83	47.17
6	16	2014	2	18	13688	7.50	89	182419	7164	6524	52.34	47.66
3	7	2014	6	18	13685	7.50	90	182419	7198	6487	52.60	47.40
6	20	2014	6	17	13684	7.50	91	182419	7184	6500	52.50	47.50
4	9	2014	4	16	13683	7.50	92	182419	7246	6437	52.96	47.04
6	10	2014	3	16	13683	7.50	93	182419	7118	6565	52.02	47.98
6	15	2014	1	16	13682	7.50	94	182419	6811	6871	49.78	50.22
4	11	2014	6	15	13681	7.50	95	182419	6896	6785	50.41	49.59
6	25	2014	4	16	13679	7.50	96	182419	7126	6553	52.09	47.91
6	6	2014	6	15	13676	7.50	97	182419	7183	6493	52.52	47.48
6	18	2014	4	17	13666	7.49	98	182419	6985	6681	51.11	48.89
8	16	2014	7	15	13666	7.49	99	182419	6787	6879	49.66	50.34
11	8	2014	7	15	13663	7.49	100	182419	6919	6744	50.64	49.36
7	9	2014	4	17	13658	7.49	101	182419	7019	6639	51.39	48.61
7	25	2014	6	15	13658	7.49	102	182419	7152	6506	52.36	47.64
8	20	2014	4	16	13656	7.49	103	182419	7082	6574	51.86	48.14
8	15	2014	6	13	13655	7.49	104	182419	7061	6594	51.71	48.29
6	10	2014	3	17	13644	7.48	105	182419	7049	6595	51.66	48.34
3	27	2014	5	16	13643	7.48	106	182419	7209	6434	52.84	47.16
4	10	2014	5	17	13641	7.48	107	182419	6966	6675	51.07	48.93
2	28	2014	6	17	13639	7.48	108	182419	7229	6410	53.00	47.00
10	24	2014	6	16	13639	7.48	109	182419	7045	6594	51.65	48.35
7	22	2014	3	16	13629	7.47	110	182419	7229	6400	53.04	46.96
4	20	2014	1	14	13628	7.47	111	182419	7197	6431	52.81	47.19
5	21	2014	4	17	13624	7.47	112	182419	6885	6739	50.54	49.46

MO	DY	YR	DAY OF WK	HR	HR VOL	PERCENT OF AADT	HOUR NUMBER	AADT	NORTH VOLUME	SOUTH VOLUME	PERCENT NORTH IS OF TOTAL VOLUME	PERCENT SOUTH IS OF TOTAL VOLUME
6	24	2014	3	16	13620	7.47	113	182419	7133	6487	52.37	47.63
8	28	2014	5	16	13619	7.47	114	182419	7031	6588	51.63	48.37
3	26	2014	4	16	13617	7.46	115	182419	7259	6358	53.31	46.69
6	6	2014	6	16	13617	7.46	116	182419	7031	6586	51.63	48.37
3	13	2014	5	17	13610	7.46	117	182419	7066	6544	51.92	48.08
3	27	2014	5	17	13609	7.46	118	182419	7149	6460	52.53	47.47
6	12	2014	5	18	13599	7.45	119	182419	7075	6524	52.03	47.97
9	26	2014	6	16	13590	7.45	120	182419	6967	6623	51.27	48.73
11	22	2014	7	15	13588	7.45	121	182419	6973	6615	51.32	48.68
12	5	2014	6	16	13583	7.45	122	182419	7086	6497	52.17	47.83
8	17	2014	1	16	13582	7.45	123	182419	6735	6847	49.59	50.41
3	18	2014	3	16	13578	7.44	124	182419	7369	6209	54.27	45.73
4	11	2014	6	18	13578	7.44	125	182419	7076	6502	52.11	47.89
6	9	2014	2	17	13578	7.44	126	182419	7110	6468	52.36	47.64
7	26	2014	7	12	13577	7.44	127	182419	6787	6790	49.99	50.01
7	21	2014	2	17	13576	7.44	128	182419	6995	6581	51.52	48.48
8	26	2014	3	17	13575	7.44	129	182419	6986	6589	51.46	48.54
5	30	2014	6	15	13569	7.44	130	182419	6918	6651	50.98	49.02
5	28	2014	4	17	13562	7.43	131	182419	7041	6521	51.92	48.08
2	6	2014	5	17	13561	7.43	132	182419	7216	6345	53.21	46.79
5	15	2014	5	16	13561	7.43	133	182419	7016	6545	51.74	48.26
12	24	2014	4	13	13561	7.43	134	182419	7503	6058	55.33	44.67
1	10	2014	6	16	13557	7.43	135	182419	7278	6279	53.68	46.32
8	6	2014	4	16	13557	7.43	136	182419	7169	6388	52.88	47.12
8	5	2014	3	16	13556	7.43	137	182419	7008	6548	51.70	48.30
8	6	2014	4	17	13556	7.43	138	182419	6927	6629	51.10	48.90
8	19	2014	3	16	13553	7.43	139	182419	7105	6448	52.42	47.58
4	14	2014	2	16	13552	7.43	140	182419	7038	6514	51.93	48.07
11	26	2014	4	15	13551	7.43	141	182419	6781	6770	50.04	49.96
9	12	2014	6	17	13550	7.43	142	182419	6732	6818	49.68	50.32
10	11	2014	7	15	13550	7.43	143	182419	6885	6665	50.81	49.19
6	17	2014	3	16	13548	7.43	144	182419	7213	6335	53.24	46.76
11	8	2014	7	16	13542	7.42	145	182419	6924	6618	51.13	48.87
6	5	2014	5	17	13541	7.42	146	182419	7004	6537	51.72	48.28
8	1	2014	6	14	13541	7.42	147	182419	7358	6183	54.34	45.66
6	20	2014	6	16	13540	7.42	148	182419	7091	6449	52.37	47.63
7	17	2014	5	17	13534	7.42	149	182419	6902	6632	51.00	49.00
7	25	2014	6	17	13533	7.42	150	182419	6748	6785	49.86	50.14
4	2	2014	4	17	13531	7.42	151	182419	7178	6353	53.05	46.95
8	15	2014	6	16	13531	7.42	152	182419	6483	7048	47.91	52.09
4	1	2014	3	17	13528	7.42	153	182419	7174	6354	53.03	46.97
1	2	2014	5	16	13522	7.41	154	182419	7238	6284	53.53	46.47
5	30	2014	6	17	13517	7.41	155	182419	6715	6802	49.68	50.32
7	25	2014	6	14	13515	7.41	156	182419	7137	6378	52.81	47.19
8	22	2014	6	16	13515	7.41	157	182419	6626	6889	49.03	50.97
7	10	2014	5	16	13513	7.41	158	182419	6982	6531	51.67	48.33
7	14	2014	2	17	13512	7.41	159	182419	6919	6593	51.21	48.79
6	4	2014	4	17	13510	7.41	160	182419	7060	6450	52.26	47.74
8	20	2014	4	17	13508	7.40	161	182419	6995	6513	51.78	48.22

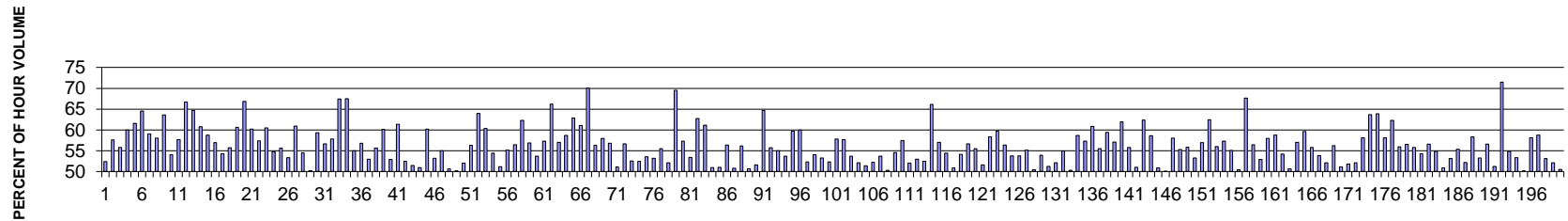
MO	DY	YR	DAY OF WK	HR	HR VOL	PERCENT OF AADT	HOUR NUMBER	AADT	NORTH VOLUME	SOUTH VOLUME	PERCENT NORTH IS OF TOTAL VOLUME	PERCENT SOUTH IS OF TOTAL VOLUME
12	15	2014	2	16	13504	7.40	162	182419	7180	6324	53.17	46.83
7	7	2014	2	17	13502	7.40	163	182419	6994	6508	51.80	48.20
8	21	2014	5	16	13502	7.40	164	182419	6993	6509	51.79	48.21
4	26	2014	7	16	13500	7.40	165	182419	6753	6747	50.02	49.98
6	27	2014	6	18	13496	7.40	166	182419	7169	6327	53.12	46.88
12	5	2014	6	17	13495	7.40	167	182419	7049	6446	52.23	47.77
8	9	2014	7	15	13494	7.40	168	182419	6836	6658	50.66	49.34
7	30	2014	4	17	13493	7.40	169	182419	6799	6694	50.39	49.61
5	16	2014	6	17	13491	7.40	170	182419	6700	6791	49.66	50.34
2	12	2014	4	17	13490	7.40	171	182419	7195	6295	53.34	46.66
3	7	2014	6	15	13490	7.40	172	182419	6980	6510	51.74	48.26
1	31	2014	6	15	13487	7.39	173	182419	7098	6389	52.63	47.37
6	11	2014	4	16	13485	7.39	174	182419	6964	6521	51.64	48.36
6	15	2014	1	17	13483	7.39	175	182419	7163	6320	53.13	46.87
4	29	2014	3	17	13482	7.39	176	182419	7066	6416	52.41	47.59
6	17	2014	3	17	13482	7.39	177	182419	7126	6356	52.86	47.14
9	16	2014	3	17	13479	7.39	178	182419	7067	6412	52.43	47.57
5	10	2014	7	17	13477	7.39	179	182419	6488	6989	48.14	51.86
8	25	2014	2	17	13477	7.39	180	182419	6967	6510	51.70	48.30
8	25	2014	2	16	13476	7.39	181	182419	6923	6553	51.37	48.63
3	26	2014	4	17	13473	7.39	182	182419	7150	6323	53.07	46.93
5	21	2014	4	16	13473	7.39	183	182419	7078	6395	52.53	47.47
1	17	2014	6	15	13471	7.38	184	182419	6968	6503	51.73	48.27
2	28	2014	6	15	13471	7.38	185	182419	7030	6441	52.19	47.81
5	7	2014	4	17	13467	7.38	186	182419	6863	6604	50.96	49.04
6	16	2014	2	16	13466	7.38	187	182419	7057	6409	52.41	47.59
7	21	2014	2	16	13462	7.38	188	182419	7119	6343	52.88	47.12
3	7	2014	6	17	13461	7.38	189	182419	7082	6379	52.61	47.39
8	7	2014	5	18	13458	7.38	190	182419	7114	6344	52.86	47.14
5	29	2014	5	17	13443	7.37	191	182419	7112	6331	52.90	47.10
8	1	2014	6	16	13443	7.37	192	182419	6833	6610	50.83	49.17
3	14	2014	6	18	13441	7.37	193	182419	7052	6389	52.47	47.53
4	23	2014	4	17	13441	7.37	194	182419	7075	6366	52.64	47.36
10	3	2014	6	15	13441	7.37	195	182419	7104	6337	52.85	47.15
2	27	2014	5	16	13439	7.37	196	182419	7053	6386	52.48	47.52
6	3	2014	3	17	13438	7.37	197	182419	6955	6483	51.76	48.24
2	25	2014	3	17	13435	7.36	198	182419	7192	6243	53.53	46.47
6	5	2014	5	16	13434	7.36	199	182419	6900	6534	51.36	48.64
10	3	2014	6	17	13434	7.36	200	182419	6955	6479	51.77	48.23

**SR 090 MP 218.83 RITZVILLE #1 ADC SITE P10
K FOR PEAK 200 HOURS OF 2014
Recreational Site**



AADT= 10508 K 30 FACTOR= 15.63 K 100 FACTOR= 13.74 K 200 FACTOR= 12.45 D 100 FACTOR= 52.35

**SR 090 MP 218.83 RITZVILLE #1 ADC SITE P10
D % IN THE PEAK 200 HOURS OF 2014**



MO	DY	YR	DAY OF WK	HR	HR VOL	PERCENT OF AADT	HOUR NUMBER	AADT	EAST VOLUME	WEST VOLUME	PERCENT EAST IS OF TOTAL VOLUME	PERCENT WEST IS OF TOTAL VOLUME
11	30	2014	1	15	2101	19.99	1	10508	1101	1000	52.40	47.60
11	30	2014	1	16	1948	18.54	2	10508	1123	825	57.65	42.35
11	30	2014	1	14	1907	18.15	3	10508	843	1064	44.21	55.79
6	29	2014	1	16	1869	17.79	4	10508	748	1121	40.02	59.98
7	6	2014	1	15	1849	17.60	5	10508	710	1139	38.40	61.60
7	6	2014	1	14	1846	17.57	6	10508	655	1191	35.48	64.52
11	26	2014	4	15	1819	17.31	7	10508	1074	745	59.04	40.96
8	10	2014	1	14	1817	17.29	8	10508	762	1055	41.94	58.06
11	30	2014	1	13	1806	17.19	9	10508	657	1149	36.38	63.62
8	10	2014	1	15	1793	17.06	10	10508	824	969	45.96	54.04
6	29	2014	1	15	1784	16.98	11	10508	755	1029	42.32	57.68
7	6	2014	1	13	1772	16.86	12	10508	590	1182	33.30	66.70
6	27	2014	6	16	1738	16.54	13	10508	1125	613	64.73	35.27
7	6	2014	1	16	1724	16.41	14	10508	676	1048	39.21	60.79

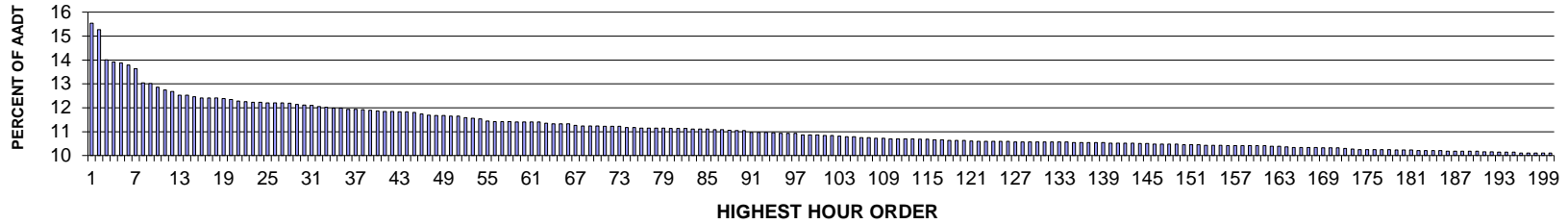
MO	DY	YR	DAY OF WK	HR	HR VOL	PERCENT OF AADT	HOUR NUMBER	AADT	EAST VOLUME	WEST VOLUME	PERCENT EAST IS OF TOTAL VOLUME	PERCENT WEST IS OF TOTAL VOLUME
6	29	2014	1	14	1720	16.37	15	10508	709	1011	41.22	58.78
7	27	2014	1	15	1704	16.22	16	10508	733	971	43.02	56.98
7	27	2014	1	14	1700	16.18	17	10508	777	923	45.71	54.29
8	17	2014	1	15	1699	16.17	18	10508	752	947	44.26	55.74
11	26	2014	4	16	1697	16.15	19	10508	1029	668	60.64	39.36
6	27	2014	6	18	1689	16.07	20	10508	1129	560	66.84	33.16
7	6	2014	1	17	1679	15.98	21	10508	668	1011	39.79	60.21
8	10	2014	1	12	1672	15.91	22	10508	712	960	42.58	57.42
6	29	2014	1	17	1667	15.86	23	10508	659	1008	39.53	60.47
8	1	2014	6	15	1662	15.82	24	10508	911	751	54.81	45.19
8	17	2014	1	14	1661	15.81	25	10508	737	924	44.37	55.63
7	27	2014	1	16	1655	15.75	26	10508	772	883	46.65	53.35
6	29	2014	1	18	1654	15.74	27	10508	646	1008	39.06	60.94
7	20	2014	1	15	1650	15.70	28	10508	751	899	45.52	54.48
8	15	2014	6	15	1650	15.70	29	10508	829	821	50.24	49.76
11	30	2014	1	17	1642	15.63	30	10508	975	667	59.38	40.62
8	24	2014	1	15	1638	15.59	31	10508	710	928	43.35	56.65
8	17	2014	1	13	1637	15.58	32	10508	690	947	42.15	57.85
11	30	2014	1	12	1635	15.56	33	10508	532	1103	32.54	67.46
6	27	2014	6	17	1634	15.55	34	10508	1103	531	67.50	32.50
8	10	2014	1	16	1632	15.53	35	10508	734	898	44.98	55.02
8	3	2014	1	14	1629	15.50	36	10508	703	926	43.16	56.84
8	17	2014	1	16	1627	15.48	37	10508	765	862	47.02	52.98
8	3	2014	1	15	1616	15.38	38	10508	717	899	44.37	55.63
8	24	2014	1	14	1616	15.38	39	10508	644	972	39.85	60.15
8	3	2014	1	16	1614	15.36	40	10508	760	854	47.09	52.91
8	10	2014	1	13	1614	15.36	41	10508	624	990	38.66	61.34
8	15	2014	6	16	1610	15.32	42	10508	845	765	52.48	47.52
8	8	2014	6	14	1605	15.27	43	10508	826	779	51.46	48.54
8	8	2014	6	15	1602	15.25	44	10508	816	786	50.94	49.06
7	25	2014	6	15	1597	15.20	45	10508	961	636	60.18	39.82
8	24	2014	1	16	1596	15.19	46	10508	747	849	46.80	53.20
8	29	2014	6	15	1591	15.14	47	10508	875	716	55.00	45.00
5	26	2014	2	14	1588	15.11	48	10508	783	805	49.31	50.69
8	8	2014	6	16	1587	15.10	49	10508	796	791	50.16	49.84
5	26	2014	2	15	1586	15.09	50	10508	761	825	47.98	52.02
7	20	2014	1	14	1579	15.03	51	10508	690	889	43.70	56.30
11	26	2014	4	17	1562	14.86	52	10508	999	563	63.96	36.04
7	27	2014	1	13	1557	14.82	53	10508	617	940	39.63	60.37
9	1	2014	2	15	1557	14.82	54	10508	709	848	45.54	54.46
7	20	2014	1	16	1556	14.81	55	10508	760	796	48.84	51.16
6	29	2014	1	13	1555	14.80	56	10508	697	858	44.82	55.18
6	27	2014	6	15	1549	14.74	57	10508	875	674	56.49	43.51
7	20	2014	1	13	1535	14.61	58	10508	579	956	37.72	62.28
8	3	2014	1	13	1532	14.58	59	10508	660	872	43.08	56.92
8	29	2014	6	16	1528	14.54	60	10508	821	707	53.73	46.27
8	17	2014	1	12	1522	14.48	61	10508	650	872	42.71	57.29
10	26	2014	1	15	1522	14.48	62	10508	514	1008	33.77	66.23
7	3	2014	5	16	1521	14.47	63	10508	868	653	57.07	42.93

MO	DY	YR	DAY OF WK	HR	HR VOL	PERCENT OF AADT	HOUR NUMBER	AADT	EAST VOLUME	WEST VOLUME	PERCENT EAST IS OF TOTAL VOLUME	PERCENT WEST IS OF TOTAL VOLUME
7	3	2014	5	17	1520	14.47	64	10508	892	628	58.68	41.32
8	24	2014	1	12	1513	14.40	65	10508	562	951	37.14	62.86
8	24	2014	1	13	1513	14.40	66	10508	589	924	38.93	61.07
7	6	2014	1	12	1506	14.33	67	10508	451	1055	29.95	70.05
9	1	2014	2	13	1505	14.32	68	10508	657	848	43.65	56.35
7	3	2014	5	15	1502	14.29	69	10508	871	631	57.99	42.01
8	15	2014	6	14	1497	14.25	70	10508	646	851	43.15	56.85
8	1	2014	6	13	1496	14.24	71	10508	765	731	51.14	48.86
9	1	2014	2	14	1496	14.24	72	10508	648	848	43.32	56.68
7	3	2014	5	14	1495	14.23	73	10508	786	709	52.58	47.42
7	27	2014	1	17	1487	14.15	74	10508	706	781	47.48	52.52
8	15	2014	6	18	1482	14.10	75	10508	688	794	46.42	53.58
8	10	2014	1	17	1480	14.08	76	10508	692	788	46.76	53.24
8	1	2014	6	16	1479	14.07	77	10508	821	658	55.51	44.49
8	1	2014	6	14	1478	14.07	78	10508	770	708	52.10	47.90
7	18	2014	6	17	1476	14.05	79	10508	1026	450	69.51	30.49
8	8	2014	6	18	1476	14.05	80	10508	846	630	57.32	42.68
8	17	2014	1	17	1476	14.05	81	10508	688	788	46.61	53.39
5	4	2014	1	16	1473	14.02	82	10508	549	924	37.27	62.73
7	6	2014	1	18	1472	14.01	83	10508	572	900	38.86	61.14
8	15	2014	6	17	1469	13.98	84	10508	749	720	50.99	49.01
8	24	2014	1	17	1469	13.98	85	10508	719	750	48.94	51.06
7	18	2014	6	18	1463	13.92	86	10508	825	638	56.39	43.61
9	1	2014	2	16	1463	13.92	87	10508	720	743	49.21	50.79
6	13	2014	6	15	1462	13.91	88	10508	821	641	56.16	43.84
7	20	2014	1	17	1461	13.90	89	10508	740	721	50.65	49.35
8	29	2014	6	14	1459	13.88	90	10508	706	753	48.39	51.61
5	4	2014	1	15	1452	13.82	91	10508	513	939	35.33	64.67
8	3	2014	1	17	1448	13.78	92	10508	641	807	44.27	55.73
8	29	2014	6	18	1448	13.78	93	10508	797	651	55.04	44.96
5	26	2014	2	16	1447	13.77	94	10508	670	777	46.30	53.70
6	13	2014	6	16	1447	13.77	95	10508	864	583	59.71	40.29
7	18	2014	6	19	1447	13.77	96	10508	579	868	40.01	59.99
6	22	2014	1	15	1446	13.76	97	10508	689	757	47.65	52.35
8	16	2014	7	12	1446	13.76	98	10508	782	664	54.08	45.92
6	22	2014	1	16	1445	13.75	99	10508	770	675	53.29	46.71
5	26	2014	2	13	1444	13.74	100	10508	688	756	47.65	52.35
6	15	2014	1	14	1444	13.74	101	10508	609	835	42.17	57.83
7	25	2014	6	16	1443	13.73	102	10508	832	611	57.66	42.34
8	22	2014	6	15	1440	13.70	103	10508	773	667	53.68	46.32
8	29	2014	6	13	1439	13.69	104	10508	689	750	47.88	52.12
3	30	2014	1	17	1437	13.68	105	10508	698	739	48.57	51.43
5	23	2014	6	15	1437	13.68	106	10508	751	686	52.26	47.74
6	22	2014	1	14	1436	13.67	107	10508	665	771	46.31	53.69
8	17	2014	1	18	1436	13.67	108	10508	713	723	49.65	50.35
7	25	2014	6	14	1434	13.65	109	10508	783	651	54.60	45.40
8	22	2014	6	16	1434	13.65	110	10508	824	610	57.46	42.54
6	15	2014	1	16	1433	13.64	111	10508	687	746	47.94	52.06
3	30	2014	1	16	1428	13.59	112	10508	671	757	46.99	53.01

MO	DY	YR	DAY OF WK	HR	HR VOL	PERCENT OF AADT	HOUR NUMBER	AADT	EAST VOLUME	WEST VOLUME	PERCENT EAST IS OF TOTAL VOLUME	PERCENT WEST IS OF TOTAL VOLUME
11	26	2014	4	14	1428	13.59	113	10508	679	749	47.55	52.45
11	26	2014	4	18	1424	13.55	114	10508	942	482	66.15	33.85
8	8	2014	6	12	1422	13.53	115	10508	611	811	42.97	57.03
8	29	2014	6	17	1421	13.52	116	10508	774	647	54.47	45.53
6	13	2014	6	14	1417	13.48	117	10508	696	721	49.12	50.88
9	1	2014	2	17	1415	13.47	118	10508	649	766	45.87	54.13
5	23	2014	6	17	1413	13.45	119	10508	801	612	56.69	43.31
8	29	2014	6	12	1408	13.40	120	10508	626	782	44.46	55.54
9	28	2014	1	16	1407	13.39	121	10508	681	726	48.40	51.60
5	9	2014	6	15	1405	13.37	122	10508	820	585	58.36	41.64
10	26	2014	1	16	1403	13.35	123	10508	565	838	40.27	59.73
8	22	2014	6	17	1402	13.34	124	10508	791	611	56.42	43.58
7	11	2014	6	15	1401	13.33	125	10508	754	647	53.82	46.18
9	28	2014	1	15	1401	13.33	126	10508	647	754	46.18	53.82
6	20	2014	6	14	1400	13.32	127	10508	772	628	55.14	44.86
7	3	2014	5	13	1398	13.30	128	10508	705	693	50.43	49.57
6	15	2014	1	15	1396	13.29	129	10508	643	753	46.06	53.94
5	26	2014	2	17	1393	13.26	130	10508	714	679	51.26	48.74
7	7	2014	2	15	1390	13.23	131	10508	665	725	47.84	52.16
7	13	2014	1	14	1390	13.23	132	10508	626	764	45.04	54.96
5	23	2014	6	14	1389	13.22	133	10508	690	699	49.68	50.32
6	15	2014	1	13	1386	13.19	134	10508	572	814	41.27	58.73
10	19	2014	1	16	1386	13.19	135	10508	592	794	42.71	57.29
8	3	2014	1	12	1384	13.17	136	10508	542	842	39.16	60.84
4	13	2014	1	17	1383	13.16	137	10508	768	615	55.53	44.47
5	11	2014	1	16	1383	13.16	138	10508	561	822	40.56	59.44
9	1	2014	2	12	1383	13.16	139	10508	593	790	42.88	57.12
7	27	2014	1	12	1381	13.14	140	10508	525	856	38.02	61.98
7	11	2014	6	16	1380	13.13	141	10508	770	610	55.80	44.20
4	13	2014	1	14	1378	13.11	142	10508	675	703	48.98	51.02
5	16	2014	6	16	1376	13.09	143	10508	858	518	62.35	37.65
8	15	2014	6	13	1373	13.07	144	10508	568	805	41.37	58.63
7	13	2014	1	15	1372	13.06	145	10508	674	698	49.13	50.87
7	13	2014	1	16	1371	13.05	146	10508	684	687	49.89	50.11
5	4	2014	1	17	1369	13.03	147	10508	574	795	41.93	58.07
7	25	2014	6	17	1369	13.03	148	10508	757	612	55.30	44.70
8	1	2014	6	17	1369	13.03	149	10508	765	604	55.88	44.12
8	4	2014	2	12	1367	13.01	150	10508	728	639	53.26	46.74
8	15	2014	6	12	1364	12.98	151	10508	587	777	43.04	56.96
7	3	2014	5	19	1363	12.97	152	10508	851	512	62.44	37.56
8	9	2014	7	14	1363	12.97	153	10508	599	764	43.95	56.05
6	29	2014	1	12	1362	12.96	154	10508	581	781	42.66	57.34
7	3	2014	5	12	1361	12.95	155	10508	611	750	44.89	55.11
7	7	2014	2	14	1361	12.95	156	10508	674	687	49.52	50.48
6	27	2014	6	19	1360	12.94	157	10508	920	440	67.65	32.35
8	31	2014	1	15	1359	12.93	158	10508	592	767	43.56	56.44
4	13	2014	1	16	1356	12.90	159	10508	718	638	52.95	47.05
6	20	2014	6	16	1356	12.90	160	10508	786	570	57.96	42.04
6	8	2014	1	15	1355	12.89	161	10508	559	796	41.25	58.75

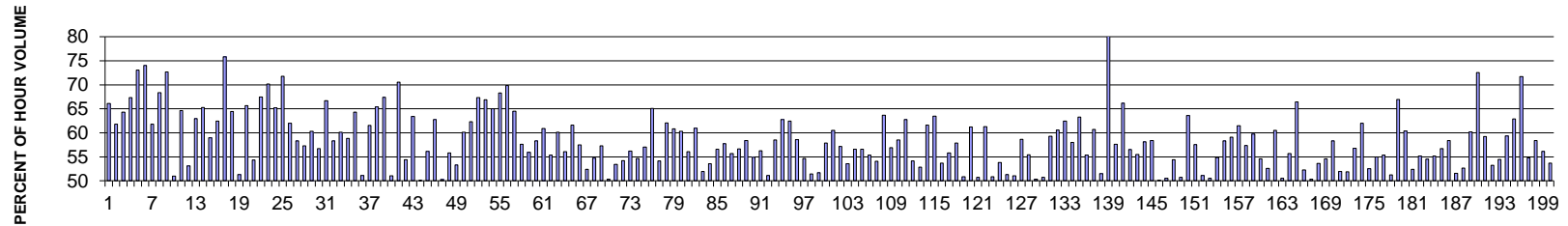
MO	DY	YR	DAY OF WK	HR	HR VOL	PERCENT OF AADT	HOUR NUMBER	AADT	EAST VOLUME	WEST VOLUME	PERCENT EAST IS OF TOTAL VOLUME	PERCENT WEST IS OF TOTAL VOLUME
8	17	2014	1	11	1353	12.88	162	10508	619	734	45.75	54.25
8	22	2014	6	14	1353	12.88	163	10508	686	667	50.70	49.30
7	27	2014	1	19	1352	12.87	164	10508	581	771	42.97	57.03
8	10	2014	1	11	1351	12.86	165	10508	545	806	40.34	59.66
6	20	2014	6	15	1349	12.84	166	10508	753	596	55.82	44.18
5	9	2014	6	14	1348	12.83	167	10508	726	622	53.86	46.14
8	9	2014	7	13	1348	12.83	168	10508	645	703	47.85	52.15
5	26	2014	2	12	1346	12.81	169	10508	589	757	43.76	56.24
6	22	2014	1	17	1344	12.79	170	10508	687	657	51.12	48.88
8	16	2014	7	13	1341	12.76	171	10508	695	646	51.83	48.17
8	3	2014	1	18	1339	12.74	172	10508	641	698	47.87	52.13
5	9	2014	6	16	1338	12.73	173	10508	778	560	58.15	41.85
10	19	2014	1	15	1338	12.73	174	10508	486	852	36.32	63.68
4	27	2014	1	19	1335	12.70	175	10508	482	853	36.10	63.90
6	13	2014	6	17	1334	12.70	176	10508	775	559	58.10	41.90
7	20	2014	1	12	1334	12.70	177	10508	503	831	37.71	62.29
7	3	2014	5	18	1332	12.68	178	10508	745	587	55.93	44.07
11	29	2014	7	14	1329	12.65	179	10508	578	751	43.49	56.51
10	5	2014	1	16	1327	12.63	180	10508	586	741	44.16	55.84
3	30	2014	1	15	1325	12.61	181	10508	606	719	45.74	54.26
7	11	2014	6	17	1323	12.59	182	10508	749	574	56.61	43.39
10	10	2014	6	17	1322	12.58	183	10508	725	597	54.84	45.16
6	27	2014	6	14	1321	12.57	184	10508	672	649	50.87	49.13
12	26	2014	6	14	1321	12.57	185	10508	702	619	53.14	46.86
5	23	2014	6	16	1320	12.56	186	10508	731	589	55.38	44.62
8	30	2014	7	11	1320	12.56	187	10508	689	631	52.20	47.80
7	3	2014	5	11	1315	12.51	188	10508	548	767	41.67	58.33
7	27	2014	1	18	1314	12.50	189	10508	614	700	46.73	53.27
3	23	2014	1	16	1313	12.50	190	10508	570	743	43.41	56.59
5	23	2014	6	18	1313	12.50	191	10508	673	640	51.26	48.74
7	6	2014	1	11	1313	12.50	192	10508	374	939	28.48	71.52
8	1	2014	6	12	1312	12.49	193	10508	592	720	45.12	54.88
7	13	2014	1	17	1311	12.48	194	10508	612	699	46.68	53.32
4	13	2014	1	15	1309	12.46	195	10508	652	657	49.81	50.19
6	8	2014	1	17	1309	12.46	196	10508	548	761	41.86	58.14
7	13	2014	1	13	1309	12.46	197	10508	540	769	41.25	58.75
8	16	2014	7	14	1309	12.46	198	10508	696	613	53.17	46.83
7	25	2014	6	13	1308	12.45	199	10508	626	682	47.86	52.14
8	16	2014	7	15	1308	12.45	200	10508	661	647	50.54	49.46

**SR 097 MP 250.35 PATEROS ADC SITE P11
K FOR PEAK 200 HOURS OF 2014**



AADT= 4439 K 30 FACTOR= 12.12 K 100 FACTOR= 10.86 K 200 FACTOR= 10.11 D 30 FACTOR= 56.69

**SR 097 MP 250.35 PATEROS ADC SITE P11
D % IN THE PEAK 200 HOURS OF 2014**



MO	DY	YR	DAY OF WK	HR	HR VOL	PERCENT OF AADT	HOUR NUMBER	AADT	NORTH VOLUME	SOUTH VOLUME	PERCENT NORTH IS OF TOTAL VOLUME	PERCENT SOUTH IS OF TOTAL VOLUME
8	10	2014	1	13	690	15.54	1	4439	234	456	33.91	66.09
10	10	2014	6	16	678	15.27	2	4439	419	259	61.80	38.20
7	6	2014	1	14	622	14.01	3	4439	222	400	35.69	64.31
8	10	2014	1	14	618	13.92	4	4439	202	416	32.69	67.31
7	6	2014	1	13	616	13.88	5	4439	166	450	26.95	73.05
7	6	2014	1	12	612	13.79	6	4439	159	453	25.98	74.02
10	10	2014	6	17	605	13.63	7	4439	374	231	61.82	38.18
8	10	2014	1	12	579	13.04	8	4439	183	396	31.61	68.39
5	26	2014	2	13	578	13.02	9	4439	158	420	27.34	72.66
8	9	2014	7	12	571	12.86	10	4439	280	291	49.04	50.96
8	17	2014	1	13	566	12.75	11	4439	200	366	35.34	64.66
8	8	2014	6	15	563	12.68	12	4439	299	264	53.11	46.89
7	3	2014	5	16	556	12.53	13	4439	350	206	62.95	37.05
7	3	2014	5	18	556	12.53	14	4439	363	193	65.29	34.71

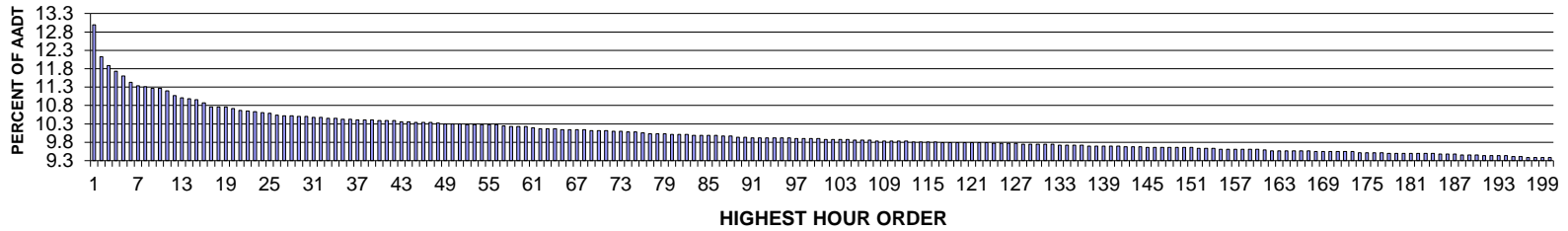
MO	DY	YR	DAY OF WK	HR	HR VOL	PERCENT OF AADT	HOUR NUMBER	AADT	NORTH VOLUME	SOUTH VOLUME	PERCENT NORTH IS OF TOTAL VOLUME	PERCENT SOUTH IS OF TOTAL VOLUME
8	8	2014	6	17	553	12.46	15	4439	326	227	58.95	41.05
7	3	2014	5	15	551	12.41	16	4439	344	207	62.43	37.57
7	6	2014	1	11	551	12.41	17	4439	133	418	24.14	75.86
8	10	2014	1	16	551	12.41	18	4439	196	355	35.57	64.43
10	3	2014	6	16	550	12.39	19	4439	282	268	51.27	48.73
10	10	2014	6	15	548	12.35	20	4439	360	188	65.69	34.31
9	19	2014	6	17	545	12.28	21	4439	296	249	54.31	45.69
5	23	2014	6	17	544	12.26	22	4439	367	177	67.46	32.54
6	22	2014	1	13	543	12.23	23	4439	162	381	29.83	70.17
8	10	2014	1	15	543	12.23	24	4439	189	354	34.81	65.19
5	26	2014	2	12	542	12.21	25	4439	153	389	28.23	71.77
8	29	2014	6	18	542	12.21	26	4439	336	206	61.99	38.01
10	3	2014	6	17	542	12.21	27	4439	316	226	58.30	41.70
8	29	2014	6	16	541	12.19	28	4439	310	231	57.30	42.70
5	23	2014	6	16	539	12.14	29	4439	325	214	60.30	39.70
9	12	2014	6	17	538	12.12	30	4439	305	233	56.69	43.31
6	29	2014	1	13	537	12.10	31	4439	179	358	33.33	66.67
8	29	2014	6	17	535	12.05	32	4439	312	223	58.32	41.68
7	6	2014	1	15	534	12.03	33	4439	213	321	39.89	60.11
7	6	2014	1	16	532	11.98	34	4439	219	313	41.17	58.83
10	10	2014	6	18	532	11.98	35	4439	342	190	64.29	35.71
8	22	2014	6	17	530	11.94	36	4439	259	271	48.87	51.13
10	3	2014	6	18	530	11.94	37	4439	326	204	61.51	38.49
8	8	2014	6	18	529	11.92	38	4439	346	183	65.41	34.59
5	26	2014	2	14	528	11.89	39	4439	172	356	32.58	67.42
8	9	2014	7	13	527	11.87	40	4439	258	269	48.96	51.04
5	23	2014	6	18	526	11.85	41	4439	371	155	70.53	29.47
8	1	2014	6	16	526	11.85	42	4439	286	240	54.37	45.63
7	3	2014	5	17	525	11.83	43	4439	333	192	63.43	36.57
9	19	2014	6	16	525	11.83	44	4439	262	263	49.90	50.10
10	9	2014	5	16	524	11.80	45	4439	294	230	56.11	43.89
10	5	2014	1	14	521	11.74	46	4439	194	327	37.24	62.76
8	22	2014	6	16	519	11.69	47	4439	258	261	49.71	50.29
7	5	2014	7	13	518	11.67	48	4439	229	289	44.21	55.79
9	26	2014	6	16	518	11.67	49	4439	242	276	46.72	53.28
6	20	2014	6	18	517	11.65	50	4439	311	206	60.15	39.85
6	22	2014	1	15	517	11.65	51	4439	195	322	37.72	62.28
6	22	2014	1	14	514	11.58	52	4439	168	346	32.68	67.32
8	17	2014	1	12	513	11.56	53	4439	170	343	33.14	66.86
10	10	2014	6	14	512	11.53	54	4439	333	179	65.04	34.96
10	10	2014	6	13	508	11.44	55	4439	347	161	68.31	31.69
5	26	2014	2	11	507	11.42	56	4439	153	354	30.18	69.82
6	22	2014	1	12	507	11.42	57	4439	180	327	35.50	64.50
8	3	2014	1	14	507	11.42	58	4439	215	292	42.41	57.59
5	9	2014	6	16	506	11.40	59	4439	283	223	55.93	44.07
7	13	2014	1	13	506	11.40	60	4439	211	295	41.70	58.30
8	31	2014	1	13	506	11.40	61	4439	198	308	39.13	60.87
9	11	2014	5	16	506	11.40	62	4439	226	280	44.66	55.34
6	29	2014	1	14	504	11.35	63	4439	201	303	39.88	60.12

MO	DY	YR	DAY OF WK	HR	HR VOL	PERCENT OF AADT	HOUR NUMBER	AADT	NORTH VOLUME	SOUTH VOLUME	PERCENT NORTH IS OF TOTAL VOLUME	PERCENT SOUTH IS OF TOTAL VOLUME
8	3	2014	1	15	503	11.33	64	4439	221	282	43.94	56.06
8	17	2014	1	14	503	11.33	65	4439	193	310	38.37	61.63
9	5	2014	6	17	503	11.33	66	4439	289	214	57.46	42.54
8	1	2014	6	17	500	11.26	67	4439	262	238	52.40	47.60
8	8	2014	6	16	499	11.24	68	4439	273	226	54.71	45.29
8	21	2014	5	17	499	11.24	69	4439	286	213	57.31	42.69
9	5	2014	6	16	499	11.24	70	4439	251	248	50.30	49.70
8	9	2014	7	14	498	11.22	71	4439	266	232	53.41	46.59
8	14	2014	5	17	498	11.22	72	4439	270	228	54.22	45.78
9	26	2014	6	17	498	11.22	73	4439	280	218	56.22	43.78
7	6	2014	1	17	496	11.17	74	4439	225	271	45.36	54.64
8	24	2014	1	14	496	11.17	75	4439	213	283	42.94	57.06
6	20	2014	6	17	495	11.15	76	4439	322	173	65.05	34.95
8	8	2014	6	14	495	11.15	77	4439	268	227	54.14	45.86
8	24	2014	1	13	495	11.15	78	4439	188	307	37.98	62.02
9	21	2014	1	13	495	11.15	79	4439	194	301	39.19	60.81
5	4	2014	1	15	494	11.13	80	4439	196	298	39.68	60.32
8	31	2014	1	14	494	11.13	81	4439	217	277	43.93	56.07
10	10	2014	6	11	494	11.13	82	4439	301	193	60.93	39.07
8	14	2014	5	16	493	11.11	83	4439	256	237	51.93	48.07
8	29	2014	6	14	493	11.11	84	4439	264	229	53.55	46.45
9	12	2014	6	18	493	11.11	85	4439	279	214	56.59	43.41
6	27	2014	6	16	492	11.08	86	4439	284	208	57.72	42.28
10	13	2014	2	16	492	11.08	87	4439	218	274	44.31	55.69
7	3	2014	5	14	491	11.06	88	4439	278	213	56.62	43.38
9	14	2014	1	13	490	11.04	89	4439	204	286	41.63	58.37
10	17	2014	6	16	490	11.04	90	4439	221	269	45.10	54.90
7	11	2014	6	16	487	10.97	91	4439	274	213	56.26	43.74
8	1	2014	6	18	487	10.97	92	4439	249	238	51.13	48.87
8	3	2014	1	13	487	10.97	93	4439	202	285	41.48	58.52
10	5	2014	1	16	486	10.95	94	4439	181	305	37.24	62.76
9	1	2014	2	14	485	10.93	95	4439	182	303	37.53	62.47
10	10	2014	6	12	485	10.93	96	4439	284	201	58.56	41.44
10	17	2014	6	17	485	10.93	97	4439	265	220	54.64	45.36
8	8	2014	6	12	482	10.86	98	4439	234	248	48.55	51.45
8	9	2014	7	15	482	10.86	99	4439	233	249	48.34	51.66
8	9	2014	7	16	482	10.86	100	4439	279	203	57.88	42.12
8	3	2014	1	12	481	10.84	101	4439	190	291	39.50	60.50
10	5	2014	1	17	481	10.84	102	4439	206	275	42.83	57.17
8	17	2014	1	16	480	10.81	103	4439	223	257	46.46	53.54
5	2	2014	6	16	479	10.79	104	4439	271	208	56.58	43.42
8	3	2014	1	16	479	10.79	105	4439	208	271	43.42	56.58
6	20	2014	6	16	477	10.75	106	4439	264	213	55.35	44.65
10	2	2014	5	17	477	10.75	107	4439	258	219	54.09	45.91
5	26	2014	2	15	476	10.72	108	4439	173	303	36.34	63.66
8	28	2014	5	17	476	10.72	109	4439	271	205	56.93	43.07
6	6	2014	6	17	475	10.70	110	4439	278	197	58.53	41.47
6	27	2014	6	17	475	10.70	111	4439	298	177	62.74	37.26
7	4	2014	6	13	475	10.70	112	4439	257	218	54.11	45.89

MO	DY	YR	DAY OF WK	HR	HR VOL	PERCENT OF AADT	HOUR NUMBER	AADT	NORTH VOLUME	SOUTH VOLUME	PERCENT NORTH IS OF TOTAL VOLUME	PERCENT SOUTH IS OF TOTAL VOLUME
7	7	2014	2	16	475	10.70	113	4439	224	251	47.16	52.84
9	1	2014	2	12	474	10.68	114	4439	182	292	38.40	61.60
9	1	2014	2	13	474	10.68	115	4439	173	301	36.50	63.50
8	1	2014	6	13	473	10.66	116	4439	219	254	46.30	53.70
8	28	2014	5	16	473	10.66	117	4439	209	264	44.19	55.81
8	17	2014	1	15	472	10.63	118	4439	199	273	42.16	57.84
9	12	2014	6	16	472	10.63	119	4439	232	240	49.15	50.85
12	26	2014	6	15	472	10.63	120	4439	289	183	61.23	38.77
8	9	2014	7	11	471	10.61	121	4439	232	239	49.26	50.74
7	13	2014	1	12	470	10.59	122	4439	182	288	38.72	61.28
8	1	2014	6	15	470	10.59	123	4439	231	239	49.15	50.85
8	8	2014	6	13	470	10.59	124	4439	253	217	53.83	46.17
9	17	2014	4	16	470	10.59	125	4439	229	241	48.72	51.28
9	18	2014	5	16	470	10.59	126	4439	230	240	48.94	51.06
6	29	2014	1	15	469	10.57	127	4439	194	275	41.36	58.64
8	6	2014	4	17	469	10.57	128	4439	260	209	55.44	44.56
8	18	2014	2	16	469	10.57	129	4439	236	233	50.32	49.68
8	30	2014	7	12	469	10.57	130	4439	238	231	50.75	49.25
8	31	2014	1	12	469	10.57	131	4439	191	278	40.72	59.28
9	5	2014	6	18	469	10.57	132	4439	284	185	60.55	39.45
10	5	2014	1	15	469	10.57	133	4439	176	293	37.53	62.47
11	26	2014	4	15	469	10.57	134	4439	272	197	58.00	42.00
4	25	2014	6	17	468	10.54	135	4439	296	172	63.25	36.75
8	2	2014	7	15	468	10.54	136	4439	209	259	44.66	55.34
8	25	2014	2	17	468	10.54	137	4439	284	184	60.68	39.32
9	16	2014	3	16	468	10.54	138	4439	227	241	48.50	51.50
11	30	2014	1	12	468	10.54	139	4439	93	375	19.87	80.13
5	2	2014	6	15	467	10.52	140	4439	269	198	57.60	42.40
6	29	2014	1	12	467	10.52	141	4439	158	309	33.83	66.17
10	18	2014	7	14	467	10.52	142	4439	203	264	43.47	56.53
11	7	2014	6	17	467	10.52	143	4439	259	208	55.46	44.54
5	2	2014	6	17	466	10.50	144	4439	271	195	58.15	41.85
5	16	2014	6	17	466	10.50	145	4439	272	194	58.37	41.63
8	22	2014	6	14	465	10.48	146	4439	232	233	49.89	50.11
8	24	2014	1	16	465	10.48	147	4439	230	235	49.46	50.54
8	30	2014	7	15	465	10.48	148	4439	253	212	54.41	45.59
9	25	2014	5	16	465	10.48	149	4439	229	236	49.25	50.75
2	14	2014	6	16	464	10.45	150	4439	295	169	63.58	36.42
6	20	2014	6	15	464	10.45	151	4439	267	197	57.54	42.46
8	21	2014	5	16	464	10.45	152	4439	227	237	48.92	51.08
7	3	2014	5	13	463	10.43	153	4439	234	229	50.54	49.46
8	29	2014	6	15	463	10.43	154	4439	254	209	54.86	45.14
9	7	2014	1	16	463	10.43	155	4439	193	270	41.68	58.32
6	6	2014	6	16	462	10.41	156	4439	273	189	59.09	40.91
8	10	2014	1	17	462	10.41	157	4439	178	284	38.53	61.47
8	11	2014	2	15	462	10.41	158	4439	197	265	42.64	57.36
9	21	2014	1	12	462	10.41	159	4439	186	276	40.26	59.74
10	2	2014	5	16	462	10.41	160	4439	210	252	45.45	54.55
10	24	2014	6	17	462	10.41	161	4439	243	219	52.60	47.40

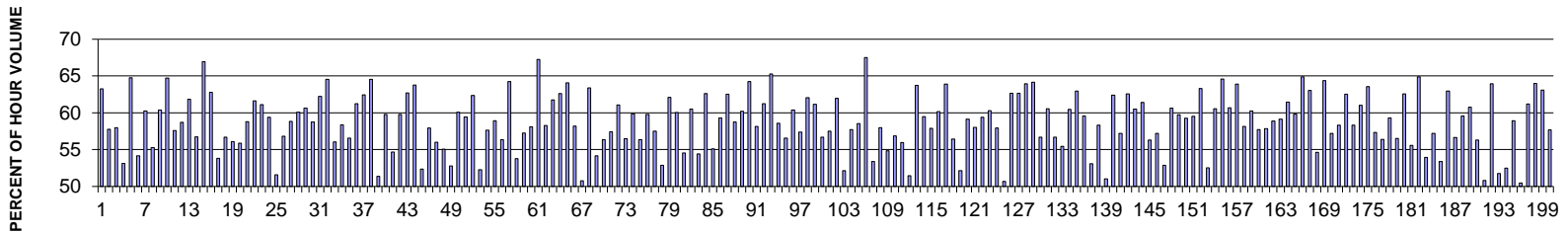
MO	DY	YR	DAY OF WK	HR	HR VOL	PERCENT OF AADT	HOUR NUMBER	AADT	NORTH VOLUME	SOUTH VOLUME	PERCENT NORTH IS OF TOTAL VOLUME	PERCENT SOUTH IS OF TOTAL VOLUME
7	4	2014	6	12	461	10.39	162	4439	279	182	60.52	39.48
8	31	2014	1	17	461	10.39	163	4439	228	233	49.46	50.54
8	7	2014	5	16	460	10.36	164	4439	256	204	55.65	44.35
6	22	2014	1	11	459	10.34	165	4439	154	305	33.55	66.45
7	3	2014	5	12	459	10.34	166	4439	240	219	52.29	47.71
8	1	2014	6	19	459	10.34	167	4439	228	231	49.67	50.33
8	11	2014	2	17	459	10.34	168	4439	246	213	53.59	46.41
8	1	2014	6	14	458	10.32	169	4439	208	250	45.41	54.59
8	7	2014	5	17	458	10.32	170	4439	267	191	58.30	41.70
10	8	2014	4	16	458	10.32	171	4439	238	220	51.97	48.03
9	19	2014	6	15	457	10.30	172	4439	237	220	51.86	48.14
10	6	2014	2	16	456	10.27	173	4439	197	259	43.20	56.80
5	8	2014	5	16	455	10.25	174	4439	282	173	61.98	38.02
8	6	2014	4	16	455	10.25	175	4439	239	216	52.53	47.47
8	7	2014	5	15	455	10.25	176	4439	250	205	54.95	45.05
9	22	2014	2	16	455	10.25	177	4439	203	252	44.62	55.38
10	17	2014	6	15	455	10.25	178	4439	222	233	48.79	51.21
4	27	2014	1	14	454	10.23	179	4439	150	304	33.04	66.96
6	27	2014	6	18	454	10.23	180	4439	274	180	60.35	39.65
9	18	2014	5	15	454	10.23	181	4439	216	238	47.58	52.42
8	3	2014	1	17	453	10.21	182	4439	203	250	44.81	55.19
8	19	2014	3	16	453	10.21	183	4439	206	247	45.47	54.53
9	2	2014	3	17	453	10.21	184	4439	250	203	55.19	44.81
10	9	2014	5	17	453	10.21	185	4439	257	196	56.73	43.27
4	18	2014	6	17	452	10.18	186	4439	264	188	58.41	41.59
7	10	2014	5	16	452	10.18	187	4439	219	233	48.45	51.55
8	16	2014	7	14	452	10.18	188	4439	214	238	47.35	52.65
9	7	2014	1	15	452	10.18	189	4439	180	272	39.82	60.18
10	19	2014	1	13	452	10.18	190	4439	124	328	27.43	72.57
5	9	2014	6	17	451	10.16	191	4439	267	184	59.20	40.80
8	1	2014	6	11	451	10.16	192	4439	211	240	46.78	53.22
8	24	2014	1	17	450	10.14	193	4439	205	245	45.56	54.44
10	16	2014	5	16	450	10.14	194	4439	183	267	40.67	59.33
10	18	2014	7	11	450	10.14	195	4439	167	283	37.11	62.89
5	23	2014	6	19	449	10.11	196	4439	322	127	71.71	28.29
6	20	2014	6	14	449	10.11	197	4439	246	203	54.79	45.21
8	7	2014	5	18	449	10.11	198	4439	262	187	58.35	41.65
8	11	2014	2	16	449	10.11	199	4439	197	252	43.88	56.12
8	20	2014	4	17	449	10.11	200	4439	241	208	53.67	46.33

**SR 195 MP 6.01 UNIONTOWN ADC SITE P13
K FOR PEAK 200 HOURS OF 2014**



AADT= 4525 K 30 FACTOR= 10.5 K 100 FACTOR= 9.9 K 200 FACTOR= 9.39 D 30 FACTOR= 58.74

**SR 195 MP 6.01 UNIONTOWN ADC SITE P13
D % IN THE PEAK 200 HOURS OF 2014**



MO	DY	YR	DAY OF WK	HR	HR VOL	PERCENT OF AADT	HOUR NUMBER	AADT	NORTH VOLUME	SOUTH VOLUME	PERCENT NORTH IS OF TOTAL VOLUME	PERCENT SOUTH IS OF TOTAL VOLUME
10	24	2014	6	17	588	12.99	1	4525	216	372	36.73	63.27
4	11	2014	6	18	549	12.13	2	4525	232	317	42.26	57.74
10	24	2014	6	18	538	11.89	3	4525	226	312	42.01	57.99
4	11	2014	6	17	531	11.73	4	4525	249	282	46.89	53.11
9	19	2014	6	18	525	11.60	5	4525	185	340	35.24	64.76
11	7	2014	6	16	517	11.43	6	4525	237	280	45.84	54.16
6	19	2014	5	18	513	11.34	7	4525	204	309	39.77	60.23
10	17	2014	6	17	512	11.31	8	4525	229	283	44.73	55.27
9	5	2014	6	14	510	11.27	9	4525	202	308	39.61	60.39
10	10	2014	6	18	510	11.27	10	4525	180	330	35.29	64.71
10	24	2014	6	16	507	11.20	11	4525	215	292	42.41	57.59
5	9	2014	6	17	501	11.07	12	4525	207	294	41.32	58.68
5	8	2014	5	18	498	11.01	13	4525	190	308	38.15	61.85
10	3	2014	6	16	497	10.98	14	4525	215	282	43.26	56.74

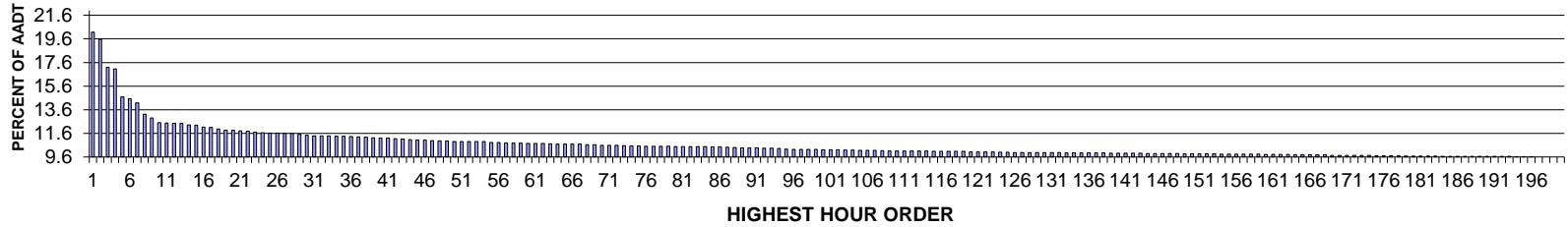
MO	DY	YR	DAY OF WK	HR	HR VOL	PERCENT OF AADT	HOUR NUMBER	AADT	NORTH VOLUME	SOUTH VOLUME	PERCENT NORTH IS OF TOTAL VOLUME	PERCENT SOUTH IS OF TOTAL VOLUME
9	20	2014	7	17	496	10.96	15	4525	332	164	66.94	33.06
9	26	2014	6	18	492	10.87	16	4525	183	309	37.20	62.80
1	17	2014	6	18	487	10.76	17	4525	225	262	46.20	53.80
10	3	2014	6	18	487	10.76	18	4525	211	276	43.33	56.67
11	7	2014	6	18	487	10.76	19	4525	214	273	43.94	56.06
9	13	2014	7	15	485	10.72	20	4525	271	214	55.88	44.12
10	9	2014	5	18	483	10.67	21	4525	199	284	41.20	58.80
10	10	2014	6	17	482	10.65	22	4525	185	297	38.38	61.62
9	5	2014	6	15	481	10.63	23	4525	187	294	38.88	61.12
6	25	2014	4	18	480	10.61	24	4525	195	285	40.63	59.38
1	17	2014	6	17	479	10.59	25	4525	232	247	48.43	51.57
10	25	2014	7	11	477	10.54	26	4525	271	206	56.81	43.19
8	29	2014	6	14	476	10.52	27	4525	196	280	41.18	58.82
9	18	2014	5	18	476	10.52	28	4525	190	286	39.92	60.08
4	18	2014	6	18	475	10.50	29	4525	187	288	39.37	60.63
5	9	2014	6	18	475	10.50	30	4525	196	279	41.26	58.74
8	20	2014	4	15	474	10.48	31	4525	179	295	37.76	62.24
8	29	2014	6	15	474	10.48	32	4525	168	306	35.44	64.56
9	19	2014	6	17	473	10.45	33	4525	208	265	43.97	56.03
11	7	2014	6	17	473	10.45	34	4525	197	276	41.65	58.35
3	28	2014	6	17	472	10.43	35	4525	205	267	43.43	56.57
8	22	2014	6	15	472	10.43	36	4525	183	289	38.77	61.23
4	17	2014	5	17	471	10.41	37	4525	177	294	37.58	62.42
7	25	2014	6	18	471	10.41	38	4525	167	304	35.46	64.54
8	23	2014	7	8	471	10.41	39	4525	229	242	48.62	51.38
2	14	2014	6	17	470	10.39	40	4525	189	281	40.21	59.79
5	2	2014	6	17	470	10.39	41	4525	213	257	45.32	54.68
8	15	2014	6	15	470	10.39	42	4525	189	281	40.21	59.79
7	8	2014	3	18	469	10.36	43	4525	175	294	37.31	62.69
10	7	2014	3	18	469	10.36	44	4525	170	299	36.25	63.75
4	11	2014	6	16	468	10.34	45	4525	223	245	47.65	52.35
10	10	2014	6	16	468	10.34	46	4525	197	271	42.09	57.91
10	31	2014	6	17	468	10.34	47	4525	206	262	44.02	55.98
2	14	2014	6	18	467	10.32	48	4525	210	257	44.97	55.03
5	9	2014	6	15	466	10.30	49	4525	246	220	52.79	47.21
6	12	2014	5	17	466	10.30	50	4525	186	280	39.91	60.09
9	4	2014	5	14	466	10.30	51	4525	189	277	40.56	59.44
5	1	2014	5	18	465	10.28	52	4525	175	290	37.63	62.37
5	9	2014	6	16	465	10.28	53	4525	222	243	47.74	52.26
9	19	2014	6	16	465	10.28	54	4525	197	268	42.37	57.63
10	17	2014	6	18	465	10.28	55	4525	191	274	41.08	58.92
10	25	2014	7	13	465	10.28	56	4525	262	203	56.34	43.66
11	26	2014	4	17	464	10.25	57	4525	166	298	35.78	64.22
6	27	2014	6	15	463	10.23	58	4525	214	249	46.22	53.78
6	27	2014	6	17	463	10.23	59	4525	198	265	42.76	57.24
9	18	2014	5	17	463	10.23	60	4525	194	269	41.90	58.10
5	10	2014	7	10	461	10.19	61	4525	310	151	67.25	32.75
6	20	2014	6	16	460	10.17	62	4525	192	268	41.74	58.26
9	3	2014	4	15	460	10.17	63	4525	176	284	38.26	61.74

MO	DY	YR	DAY OF WK	HR	HR VOL	PERCENT OF AADT	HOUR NUMBER	AADT	NORTH VOLUME	SOUTH VOLUME	PERCENT NORTH IS OF TOTAL VOLUME	PERCENT SOUTH IS OF TOTAL VOLUME
10	1	2014	4	18	460	10.17	64	4525	172	288	37.39	62.61
9	4	2014	5	15	459	10.14	65	4525	165	294	35.95	64.05
10	23	2014	5	17	459	10.14	66	4525	192	267	41.83	58.17
11	21	2014	6	16	459	10.14	67	4525	226	233	49.24	50.76
12	23	2014	3	16	459	10.14	68	4525	168	291	36.60	63.40
9	12	2014	6	16	458	10.12	69	4525	210	248	45.85	54.15
10	3	2014	6	17	458	10.12	70	4525	200	258	43.67	56.33
10	25	2014	7	14	458	10.12	71	4525	263	195	57.42	42.58
7	3	2014	5	16	457	10.10	72	4525	178	279	38.95	61.05
8	20	2014	4	14	457	10.10	73	4525	199	258	43.54	56.46
8	21	2014	5	15	456	10.08	74	4525	183	273	40.13	59.87
12	12	2014	6	16	456	10.08	75	4525	199	257	43.64	56.36
4	17	2014	5	18	455	10.06	76	4525	183	272	40.22	59.78
8	21	2014	5	14	454	10.03	77	4525	193	261	42.51	57.49
11	21	2014	6	17	454	10.03	78	4525	214	240	47.14	52.86
12	18	2014	5	17	454	10.03	79	4525	172	282	37.89	62.11
4	16	2014	4	18	453	10.01	80	4525	181	272	39.96	60.04
6	27	2014	6	16	453	10.01	81	4525	206	247	45.47	54.53
10	22	2014	4	18	453	10.01	82	4525	179	274	39.51	60.49
4	25	2014	6	16	452	9.99	83	4525	206	246	45.58	54.42
8	5	2014	3	18	452	9.99	84	4525	169	283	37.39	62.61
9	26	2014	6	16	452	9.99	85	4525	203	249	44.91	55.09
10	16	2014	5	18	452	9.99	86	4525	184	268	40.71	59.29
4	25	2014	6	18	451	9.97	87	4525	169	282	37.47	62.53
6	30	2014	2	18	451	9.97	88	4525	186	265	41.24	58.76
4	25	2014	6	17	450	9.94	89	4525	179	271	39.78	60.22
9	10	2014	4	18	450	9.94	90	4525	161	289	35.78	64.22
7	18	2014	6	17	449	9.92	91	4525	188	261	41.87	58.13
7	31	2014	5	18	449	9.92	92	4525	174	275	38.75	61.25
8	6	2014	4	18	449	9.92	93	4525	156	293	34.74	65.26
9	5	2014	6	13	449	9.92	94	4525	186	263	41.43	58.57
10	2	2014	5	17	449	9.92	95	4525	195	254	43.43	56.57
10	29	2014	4	18	449	9.92	96	4525	178	271	39.64	60.36
6	27	2014	6	18	448	9.90	97	4525	191	257	42.63	57.37
7	11	2014	6	16	448	9.90	98	4525	170	278	37.95	62.05
9	12	2014	6	18	448	9.90	99	4525	174	274	38.84	61.16
9	18	2014	5	16	448	9.90	100	4525	194	254	43.30	56.70
5	10	2014	7	11	447	9.88	101	4525	257	190	57.49	42.51
6	26	2014	5	18	447	9.88	102	4525	170	277	38.03	61.97
10	4	2014	7	16	447	9.88	103	4525	233	214	52.13	47.87
10	17	2014	6	16	447	9.88	104	4525	189	258	42.28	57.72
6	20	2014	6	17	446	9.86	105	4525	185	261	41.48	58.52
9	20	2014	7	16	446	9.86	106	4525	301	145	67.49	32.51
10	24	2014	6	15	446	9.86	107	4525	238	208	53.36	46.64
2	21	2014	6	18	445	9.83	108	4525	187	258	42.02	57.98
4	12	2014	7	12	445	9.83	109	4525	244	201	54.83	45.17
5	1	2014	5	17	445	9.83	110	4525	192	253	43.15	56.85
10	8	2014	4	16	445	9.83	111	4525	196	249	44.04	55.96
11	26	2014	4	15	445	9.83	112	4525	216	229	48.54	51.46

MO	DY	YR	DAY OF WK	HR	HR VOL	PERCENT OF AADT	HOUR NUMBER	AADT	NORTH VOLUME	SOUTH VOLUME	PERCENT NORTH IS OF TOTAL VOLUME	PERCENT SOUTH IS OF TOTAL VOLUME
7	15	2014	3	18	444	9.81	113	4525	161	283	36.26	63.74
8	22	2014	6	13	444	9.81	114	4525	180	264	40.54	59.46
9	12	2014	6	17	444	9.81	115	4525	187	257	42.12	57.88
12	12	2014	6	18	444	9.81	116	4525	177	267	39.86	60.14
3	26	2014	4	18	443	9.79	117	4525	160	283	36.12	63.88
4	12	2014	7	11	443	9.79	118	4525	250	193	56.43	43.57
5	10	2014	7	12	443	9.79	119	4525	212	231	47.86	52.14
6	13	2014	6	17	443	9.79	120	4525	181	262	40.86	59.14
6	26	2014	5	17	443	9.79	121	4525	186	257	41.99	58.01
8	13	2014	4	16	443	9.79	122	4525	180	263	40.63	59.37
11	1	2014	7	11	443	9.79	123	4525	267	176	60.27	39.73
8	22	2014	6	14	442	9.77	124	4525	186	256	42.08	57.92
8	23	2014	7	11	442	9.77	125	4525	218	224	49.32	50.68
9	30	2014	3	18	442	9.77	126	4525	165	277	37.33	62.67
10	8	2014	4	18	442	9.77	127	4525	165	277	37.33	62.67
7	1	2014	3	18	441	9.75	128	4525	159	282	36.05	63.95
7	2	2014	4	18	441	9.75	129	4525	158	283	35.83	64.17
7	24	2014	5	18	441	9.75	130	4525	191	250	43.31	56.69
10	2	2014	5	18	441	9.75	131	4525	174	267	39.46	60.54
10	23	2014	5	16	441	9.75	132	4525	191	250	43.31	56.69
8	22	2014	6	12	440	9.72	133	4525	196	244	44.55	55.45
9	17	2014	4	18	440	9.72	134	4525	174	266	39.55	60.45
9	24	2014	4	18	440	9.72	135	4525	163	277	37.05	62.95
10	30	2014	5	18	440	9.72	136	4525	178	262	40.45	59.55
4	19	2014	7	12	439	9.70	137	4525	206	233	46.92	53.08
8	14	2014	5	15	439	9.70	138	4525	183	256	41.69	58.31
9	13	2014	7	12	439	9.70	139	4525	224	215	51.03	48.97
9	16	2014	3	18	439	9.70	140	4525	165	274	37.59	62.41
10	25	2014	7	12	439	9.70	141	4525	251	188	57.18	42.82
8	19	2014	3	16	438	9.68	142	4525	164	274	37.44	62.56
10	30	2014	5	17	438	9.68	143	4525	173	265	39.50	60.50
11	6	2014	5	18	438	9.68	144	4525	169	269	38.58	61.42
6	19	2014	5	17	437	9.66	145	4525	191	246	43.71	56.29
7	24	2014	5	16	437	9.66	146	4525	187	250	42.79	57.21
8	15	2014	6	14	437	9.66	147	4525	206	231	47.14	52.86
8	28	2014	5	15	437	9.66	148	4525	172	265	39.36	60.64
8	29	2014	6	13	437	9.66	149	4525	176	261	40.27	59.73
11	6	2014	5	17	437	9.66	150	4525	178	259	40.73	59.27
11	26	2014	4	16	437	9.66	151	4525	177	260	40.50	59.50
4	18	2014	6	17	436	9.64	152	4525	160	276	36.70	63.30
9	13	2014	7	14	436	9.64	153	4525	229	207	52.52	47.48
9	25	2014	5	18	436	9.64	154	4525	172	264	39.45	60.55
2	28	2014	6	18	435	9.61	155	4525	154	281	35.40	64.60
3	27	2014	5	18	435	9.61	156	4525	171	264	39.31	60.69
4	30	2014	4	18	435	9.61	157	4525	157	278	36.09	63.91
7	21	2014	2	18	435	9.61	158	4525	182	253	41.84	58.16
8	4	2014	2	18	435	9.61	159	4525	173	262	39.77	60.23
8	7	2014	5	18	435	9.61	160	4525	184	251	42.30	57.70
9	24	2014	4	17	434	9.59	161	4525	183	251	42.17	57.83

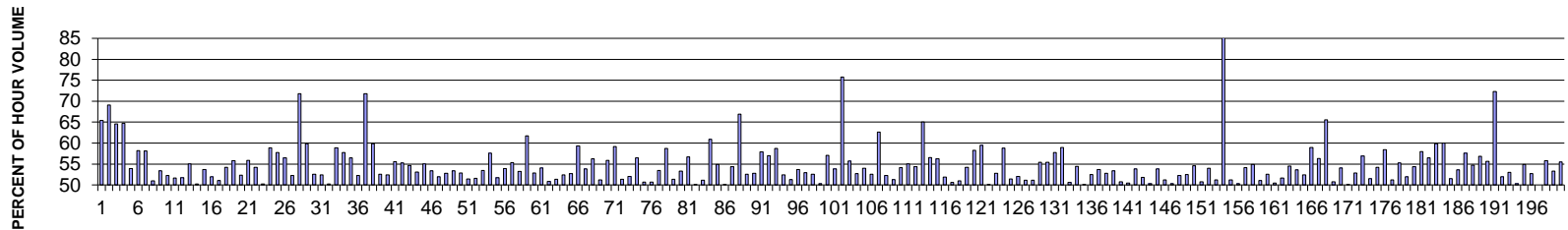
MO	DY	YR	DAY OF WK	HR	HR VOL	PERCENT OF AADT	HOUR NUMBER	AADT	NORTH VOLUME	SOUTH VOLUME	PERCENT NORTH IS OF TOTAL VOLUME	PERCENT SOUTH IS OF TOTAL VOLUME
4	10	2014	5	18	433	9.57	162	4525	178	255	41.11	58.89
4	18	2014	6	16	433	9.57	163	4525	177	256	40.88	59.12
4	23	2014	4	17	433	9.57	164	4525	167	266	38.57	61.43
4	24	2014	5	16	433	9.57	165	4525	174	259	40.18	59.82
7	17	2014	5	18	433	9.57	166	4525	152	281	35.10	64.90
8	1	2014	6	18	433	9.57	167	4525	160	273	36.95	63.05
5	8	2014	5	17	432	9.55	168	4525	196	236	45.37	54.63
7	10	2014	5	18	432	9.55	169	4525	154	278	35.65	64.35
9	11	2014	5	18	432	9.55	170	4525	185	247	42.82	57.18
10	31	2014	6	18	432	9.55	171	4525	180	252	41.67	58.33
11	5	2014	4	17	432	9.55	172	4525	162	270	37.50	62.50
12	12	2014	6	17	432	9.55	173	4525	180	252	41.67	58.33
7	3	2014	5	17	431	9.52	174	4525	168	263	38.98	61.02
8	18	2014	2	16	431	9.52	175	4525	157	274	36.43	63.57
9	23	2014	3	16	431	9.52	176	4525	184	247	42.69	57.31
11	20	2014	5	16	431	9.52	177	4525	188	243	43.62	56.38
4	12	2014	7	10	430	9.50	178	4525	255	175	59.30	40.70
4	21	2014	2	16	430	9.50	179	4525	187	243	43.49	56.51
7	28	2014	2	18	430	9.50	180	4525	161	269	37.44	62.56
8	1	2014	6	17	430	9.50	181	4525	191	239	44.42	55.58
8	15	2014	6	16	430	9.50	182	4525	151	279	35.12	64.88
8	29	2014	6	12	430	9.50	183	4525	198	232	46.05	53.95
12	18	2014	5	16	430	9.50	184	4525	184	246	42.79	57.21
9	18	2014	5	15	429	9.48	185	4525	229	200	53.38	46.62
9	26	2014	6	17	429	9.48	186	4525	159	270	37.06	62.94
12	17	2014	4	17	429	9.48	187	4525	186	243	43.36	56.64
5	2	2014	6	18	428	9.46	188	4525	173	255	40.42	59.58
9	25	2014	5	16	428	9.46	189	4525	168	260	39.25	60.75
10	31	2014	6	16	428	9.46	190	4525	187	241	43.69	56.31
4	24	2014	5	18	427	9.44	191	4525	210	217	49.18	50.82
7	11	2014	6	18	427	9.44	192	4525	154	273	36.07	63.93
8	23	2014	7	9	427	9.44	193	4525	221	206	51.76	48.24
11	20	2014	5	17	427	9.44	194	4525	203	224	47.54	52.46
4	10	2014	5	17	426	9.41	195	4525	175	251	41.08	58.92
7	25	2014	6	15	426	9.41	196	4525	215	211	50.47	49.53
3	14	2014	6	17	425	9.39	197	4525	165	260	38.82	61.18
4	2	2014	4	18	425	9.39	198	4525	153	272	36.00	64.00
7	7	2014	2	18	425	9.39	199	4525	157	268	36.94	63.06
7	24	2014	5	17	425	9.39	200	4525	180	245	42.35	57.65

**SR 195 MP 22.20 PULLMAN ADC SITE P14
K FOR PEAK 200 HOURS OF 2014**



AADT= 3396 K 30 FACTOR= 11.43 K 100 FACTOR= 10.22 K 200 FACTOR= 9.6 D 30 FACTOR= 52.58

**SR 195 MP 22.20 PULLMAN ADC SITE P14
D % IN THE PEAK 200 HOURS OF 2014**



MO	DY	YR	DAY OF WK	HR	HR VOL	PERCENT OF AADT	HOUR NUMBER	AADT	NORTH VOLUME	SOUTH VOLUME	PERCENT NORTH IS OF TOTAL VOLUME	PERCENT SOUTH IS OF TOTAL VOLUME
4	11	2014	6	17	685	20.17	1	3396	237	448	34.60	65.40
10	24	2014	6	18	664	19.55	2	3396	205	459	30.87	69.13
10	24	2014	6	16	584	17.20	3	3396	207	377	35.45	64.55
10	24	2014	6	17	579	17.05	4	3396	204	375	35.23	64.77
10	10	2014	6	18	499	14.69	5	3396	230	269	46.09	53.91
4	11	2014	6	18	493	14.52	6	3396	206	287	41.78	58.22
4	11	2014	6	16	482	14.19	7	3396	202	280	41.91	58.09
10	10	2014	6	16	449	13.22	8	3396	229	220	51.00	49.00
9	19	2014	6	18	438	12.90	9	3396	204	234	46.58	53.42
6	27	2014	6	16	425	12.51	10	3396	222	203	52.24	47.76
11	26	2014	4	17	424	12.49	11	3396	205	219	48.35	51.65
5	9	2014	6	16	423	12.46	12	3396	204	219	48.23	51.77
8	29	2014	6	16	423	12.46	13	3396	233	190	55.08	44.92
5	9	2014	6	17	418	12.31	14	3396	208	210	49.76	50.24

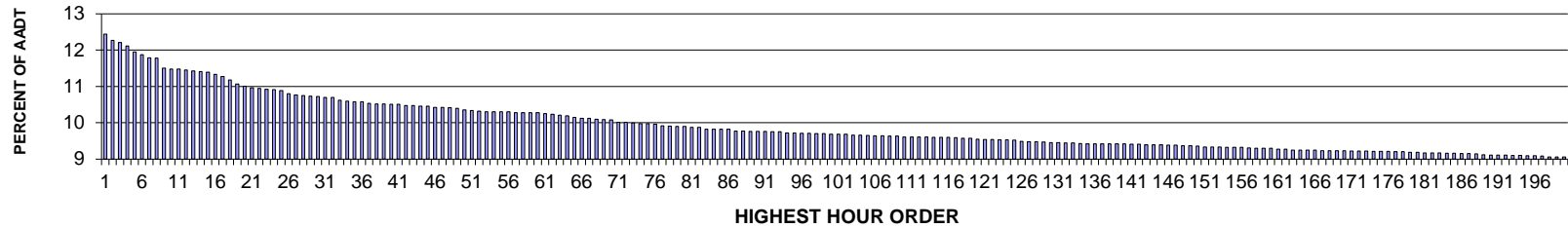
MO	DY	YR	DAY OF WK	HR	HR VOL	PERCENT OF AADT	HOUR NUMBER	AADT	NORTH VOLUME	SOUTH VOLUME	PERCENT NORTH IS OF TOTAL VOLUME	PERCENT SOUTH IS OF TOTAL VOLUME
10	17	2014	6	17	417	12.28	15	3396	224	193	53.72	46.28
10	10	2014	6	17	412	12.13	16	3396	214	198	51.94	48.06
10	17	2014	6	18	411	12.10	17	3396	210	201	51.09	48.91
11	21	2014	6	17	406	11.96	18	3396	220	186	54.19	45.81
8	29	2014	6	17	403	11.87	19	3396	225	178	55.83	44.17
10	3	2014	6	18	403	11.87	20	3396	211	192	52.36	47.64
10	24	2014	6	15	401	11.81	21	3396	177	224	44.14	55.86
10	8	2014	4	18	400	11.78	22	3396	217	183	54.25	45.75
10	3	2014	6	16	398	11.72	23	3396	200	198	50.25	49.75
9	5	2014	6	18	396	11.66	24	3396	233	163	58.84	41.16
8	23	2014	7	11	395	11.63	25	3396	228	167	57.72	42.28
9	19	2014	6	16	395	11.63	26	3396	172	223	43.54	56.46
5	16	2014	6	17	394	11.60	27	3396	206	188	52.28	47.72
11	29	2014	7	16	394	11.60	28	3396	111	283	28.17	71.83
11	21	2014	6	16	391	11.51	29	3396	234	157	59.85	40.15
9	19	2014	6	17	388	11.43	30	3396	204	184	52.58	47.42
5	23	2014	6	16	387	11.40	31	3396	203	184	52.45	47.55
10	3	2014	6	15	387	11.40	32	3396	215	172	55.56	44.44
10	24	2014	6	19	387	11.40	33	3396	173	214	44.70	55.30
7	3	2014	5	16	386	11.37	34	3396	175	211	45.34	54.66
8	15	2014	6	17	386	11.37	35	3396	181	205	46.89	53.11
6	27	2014	6	17	385	11.34	36	3396	212	173	55.06	44.94
10	2	2014	5	18	384	11.31	37	3396	205	179	53.39	46.61
5	9	2014	6	18	383	11.28	38	3396	184	199	48.04	51.96
10	31	2014	6	15	381	11.22	39	3396	201	180	52.76	47.24
9	26	2014	6	18	380	11.19	40	3396	203	177	53.42	46.58
10	10	2014	6	15	380	11.19	41	3396	201	179	52.89	47.11
11	26	2014	4	16	379	11.16	42	3396	184	195	48.55	51.45
5	23	2014	6	17	378	11.13	43	3396	183	195	48.41	51.59
10	31	2014	6	16	376	11.07	44	3396	201	175	53.46	46.54
3	14	2014	6	16	375	11.04	45	3396	216	159	57.60	42.40
8	22	2014	6	18	375	11.04	46	3396	181	194	48.27	51.73
8	22	2014	6	17	373	10.98	47	3396	201	172	53.89	46.11
9	5	2014	6	16	372	10.95	48	3396	206	166	55.38	44.62
9	5	2014	6	17	372	10.95	49	3396	198	174	53.23	46.77
10	25	2014	7	13	371	10.92	50	3396	142	229	38.27	61.73
10	31	2014	6	17	371	10.92	51	3396	196	175	52.83	47.17
4	11	2014	6	15	370	10.90	52	3396	200	170	54.05	45.95
8	29	2014	6	15	370	10.90	53	3396	188	182	50.81	49.19
8	29	2014	6	18	370	10.90	54	3396	190	180	51.35	48.65
10	8	2014	4	16	368	10.84	55	3396	193	175	52.45	47.55
11	26	2014	4	18	368	10.84	56	3396	194	174	52.72	47.28
8	23	2014	7	12	366	10.78	57	3396	217	149	59.29	40.71
10	8	2014	4	17	366	10.78	58	3396	197	169	53.83	46.17
10	10	2014	6	14	366	10.78	59	3396	206	160	56.28	43.72
5	23	2014	6	18	365	10.75	60	3396	178	187	48.77	51.23
6	27	2014	6	15	365	10.75	61	3396	204	161	55.89	44.11
10	25	2014	7	12	365	10.75	62	3396	149	216	40.82	59.18
5	30	2014	6	18	364	10.72	63	3396	187	177	51.37	48.63

MO	DY	YR	DAY OF WK	HR	HR VOL	PERCENT OF AADT	HOUR NUMBER	AADT	NORTH VOLUME	SOUTH VOLUME	PERCENT NORTH IS OF TOTAL VOLUME	PERCENT SOUTH IS OF TOTAL VOLUME
5	30	2014	6	17	363	10.69	64	3396	189	174	52.07	47.93
6	6	2014	6	15	363	10.69	65	3396	205	158	56.47	43.53
8	22	2014	6	14	363	10.69	66	3396	179	184	49.31	50.69
10	10	2014	6	13	363	10.69	67	3396	184	179	50.69	49.31
5	16	2014	6	15	361	10.63	68	3396	193	168	53.46	46.54
11	21	2014	6	15	361	10.63	69	3396	212	149	58.73	41.27
4	4	2014	6	16	360	10.60	70	3396	185	175	51.39	48.61
7	3	2014	5	15	360	10.60	71	3396	192	168	53.33	46.67
10	4	2014	7	16	360	10.60	72	3396	156	204	43.33	56.67
8	15	2014	6	16	359	10.57	73	3396	180	179	50.14	49.86
5	9	2014	6	15	358	10.54	74	3396	183	175	51.12	48.88
5	16	2014	6	16	358	10.54	75	3396	218	140	60.89	39.11
5	10	2014	7	12	357	10.51	76	3396	161	196	45.10	54.90
10	3	2014	6	17	357	10.51	77	3396	178	179	49.86	50.14
10	17	2014	6	15	357	10.51	78	3396	194	163	54.34	45.66
11	1	2014	7	12	357	10.51	79	3396	118	239	33.05	66.95
5	2	2014	6	18	356	10.48	80	3396	187	169	52.53	47.47
6	6	2014	6	18	356	10.48	81	3396	188	168	52.81	47.19
6	27	2014	6	18	356	10.48	82	3396	206	150	57.87	42.13
11	14	2014	6	17	356	10.48	83	3396	203	153	57.02	42.98
11	30	2014	1	14	356	10.48	84	3396	209	147	58.71	41.29
5	16	2014	6	18	355	10.45	85	3396	186	169	52.39	47.61
8	29	2014	6	14	355	10.45	86	3396	182	173	51.27	48.73
9	26	2014	6	17	354	10.42	87	3396	190	164	53.67	46.33
9	26	2014	6	16	353	10.39	88	3396	187	166	52.97	47.03
4	18	2014	6	17	352	10.37	89	3396	185	167	52.56	47.44
5	23	2014	6	15	352	10.37	90	3396	175	177	49.72	50.28
10	17	2014	6	16	352	10.37	91	3396	201	151	57.10	42.90
11	26	2014	4	15	351	10.34	92	3396	189	162	53.85	46.15
11	29	2014	7	17	351	10.34	93	3396	85	266	24.22	75.78
9	18	2014	5	17	350	10.31	94	3396	195	155	55.71	44.29
10	2	2014	5	16	349	10.28	95	3396	184	165	52.72	47.28
6	5	2014	5	17	348	10.25	96	3396	188	160	54.02	45.98
8	21	2014	5	17	348	10.25	97	3396	183	165	52.59	47.41
10	4	2014	7	15	348	10.25	98	3396	130	218	37.36	62.64
10	24	2014	6	13	348	10.25	99	3396	182	166	52.30	47.70
4	25	2014	6	18	347	10.22	100	3396	169	178	48.70	51.30
5	23	2014	6	12	347	10.22	101	3396	159	188	45.82	54.18
6	27	2014	6	14	347	10.22	102	3396	191	156	55.04	44.96
3	28	2014	6	15	346	10.19	103	3396	188	158	54.34	45.66
11	29	2014	7	15	346	10.19	104	3396	121	225	34.97	65.03
9	13	2014	7	14	345	10.16	105	3396	150	195	43.48	56.52
9	26	2014	6	15	345	10.16	106	3396	194	151	56.23	43.77
10	24	2014	6	14	345	10.16	107	3396	179	166	51.88	48.12
4	18	2014	6	16	344	10.13	108	3396	170	174	49.42	50.58
4	18	2014	6	18	343	10.10	109	3396	175	168	51.02	48.98
5	22	2014	5	15	343	10.10	110	3396	157	186	45.77	54.23
6	6	2014	6	16	343	10.10	111	3396	200	143	58.31	41.69
8	16	2014	7	16	343	10.10	112	3396	139	204	40.52	59.48

MO	DY	YR	DAY OF WK	HR	HR VOL	PERCENT OF AADT	HOUR NUMBER	AADT	NORTH VOLUME	SOUTH VOLUME	PERCENT NORTH IS OF TOTAL VOLUME	PERCENT SOUTH IS OF TOTAL VOLUME
9	1	2014	2	17	343	10.10	113	3396	172	171	50.15	49.85
9	18	2014	5	18	343	10.10	114	3396	181	162	52.77	47.23
1	17	2014	6	17	342	10.07	115	3396	201	141	58.77	41.23
5	2	2014	6	17	342	10.07	116	3396	176	166	51.46	48.54
6	13	2014	6	15	342	10.07	117	3396	178	164	52.05	47.95
8	30	2014	7	12	342	10.07	118	3396	175	167	51.17	48.83
9	5	2014	6	15	342	10.07	119	3396	175	167	51.17	48.83
3	14	2014	6	17	341	10.04	120	3396	189	152	55.43	44.57
7	10	2014	5	15	341	10.04	121	3396	189	152	55.43	44.57
8	23	2014	7	13	341	10.04	122	3396	197	144	57.77	42.23
10	25	2014	7	14	341	10.04	123	3396	140	201	41.06	58.94
6	20	2014	6	18	340	10.01	124	3396	172	168	50.59	49.41
8	18	2014	2	18	340	10.01	125	3396	185	155	54.41	45.59
1	17	2014	6	18	339	9.98	126	3396	170	169	50.15	49.85
5	23	2014	6	14	339	9.98	127	3396	178	161	52.51	47.49
6	20	2014	6	15	339	9.98	128	3396	157	182	46.31	53.69
8	15	2014	6	18	339	9.98	129	3396	160	179	47.20	52.80
9	18	2014	5	16	339	9.98	130	3396	181	158	53.39	46.61
10	4	2014	7	14	339	9.98	131	3396	167	172	49.26	50.74
12	23	2014	3	16	339	9.98	132	3396	171	168	50.44	49.56
6	13	2014	6	18	338	9.95	133	3396	182	156	53.85	46.15
7	3	2014	5	17	338	9.95	134	3396	163	175	48.22	51.78
8	1	2014	6	15	338	9.95	135	3396	170	168	50.30	49.70
8	23	2014	7	10	338	9.95	136	3396	182	156	53.85	46.15
9	1	2014	2	15	338	9.95	137	3396	165	173	48.82	51.18
9	19	2014	6	15	338	9.95	138	3396	168	170	49.70	50.30
5	30	2014	6	16	337	9.92	139	3396	161	176	47.77	52.23
8	1	2014	6	17	337	9.92	140	3396	177	160	52.52	47.48
8	14	2014	5	16	337	9.92	141	3396	184	153	54.60	45.40
9	4	2014	5	18	337	9.92	142	3396	166	171	49.26	50.74
10	3	2014	6	14	337	9.92	143	3396	182	155	54.01	45.99
5	24	2014	7	11	336	9.89	144	3396	172	164	51.19	48.81
9	20	2014	7	24	336	9.89	145	3396	295	41	87.80	12.20
10	2	2014	5	17	336	9.89	146	3396	172	164	51.19	48.81
10	4	2014	7	12	336	9.89	147	3396	167	169	49.70	50.30
12	5	2014	6	17	336	9.89	148	3396	182	154	54.17	45.83
6	20	2014	6	16	335	9.86	149	3396	184	151	54.93	45.07
10	23	2014	5	18	335	9.86	150	3396	164	171	48.96	51.04
11	26	2014	4	14	335	9.86	151	3396	176	159	52.54	47.46
12	24	2014	4	15	335	9.86	152	3396	166	169	49.55	50.45
12	26	2014	6	13	335	9.86	153	3396	162	173	48.36	51.64
4	4	2014	6	17	334	9.84	154	3396	182	152	54.49	45.51
4	11	2014	6	14	334	9.84	155	3396	179	155	53.59	46.41
5	30	2014	6	15	334	9.84	156	3396	175	159	52.40	47.60
6	6	2014	6	14	334	9.84	157	3396	197	137	58.98	41.02
8	22	2014	6	16	334	9.84	158	3396	146	188	43.71	56.29
11	21	2014	6	14	334	9.84	159	3396	219	115	65.57	34.43
7	9	2014	4	17	333	9.81	160	3396	169	164	50.75	49.25
11	30	2014	1	15	333	9.81	161	3396	180	153	54.05	45.95

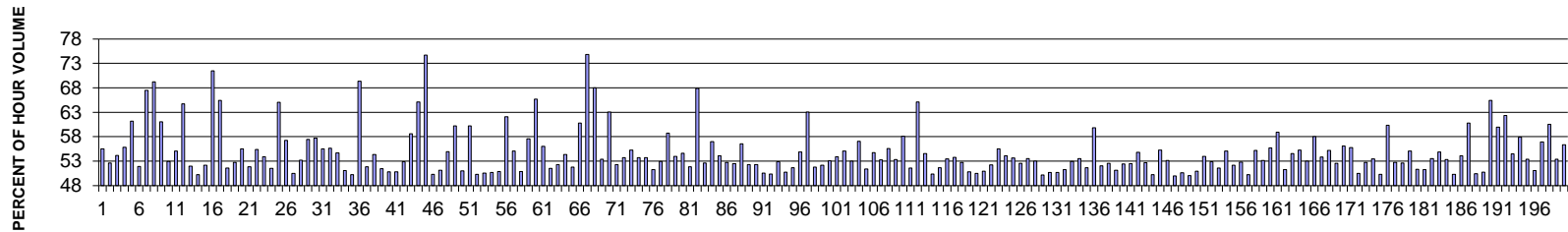
MO	DY	YR	DAY OF WK	HR	HR VOL	PERCENT OF AADT	HOUR NUMBER	AADT	NORTH VOLUME	SOUTH VOLUME	PERCENT NORTH IS OF TOTAL VOLUME	PERCENT SOUTH IS OF TOTAL VOLUME
12	19	2014	6	17	333	9.81	162	3396	166	167	49.85	50.15
12	23	2014	3	15	333	9.81	163	3396	176	157	52.85	47.15
3	28	2014	6	16	332	9.78	164	3396	189	143	56.93	43.07
7	11	2014	6	18	332	9.78	165	3396	171	161	51.51	48.49
7	25	2014	6	17	332	9.78	166	3396	180	152	54.22	45.78
9	26	2014	6	14	332	9.78	167	3396	194	138	58.43	41.57
12	18	2014	5	16	332	9.78	168	3396	170	162	51.20	48.80
5	22	2014	5	17	331	9.75	169	3396	183	148	55.29	44.71
7	11	2014	6	16	331	9.75	170	3396	172	159	51.96	48.04
8	1	2014	6	14	331	9.75	171	3396	180	151	54.38	45.62
9	4	2014	5	17	331	9.75	172	3396	192	139	58.01	41.99
11	26	2014	4	13	331	9.75	173	3396	187	144	56.50	43.50
11	29	2014	7	14	331	9.75	174	3396	133	198	40.18	59.82
8	14	2014	5	18	330	9.72	175	3396	198	132	60.00	40.00
9	5	2014	6	14	330	9.72	176	3396	170	160	51.52	48.48
10	7	2014	3	17	330	9.72	177	3396	177	153	53.64	46.36
10	26	2014	1	14	330	9.72	178	3396	190	140	57.58	42.42
6	20	2014	6	17	329	9.69	179	3396	180	149	54.71	45.29
7	11	2014	6	14	329	9.69	180	3396	142	187	43.16	56.84
10	17	2014	6	14	329	9.69	181	3396	183	146	55.62	44.38
11	1	2014	7	18	329	9.69	182	3396	238	91	72.34	27.66
12	12	2014	6	17	329	9.69	183	3396	158	171	48.02	51.98
7	3	2014	5	14	328	9.66	184	3396	174	154	53.05	46.95
7	3	2014	5	18	328	9.66	185	3396	163	165	49.70	50.30
7	11	2014	6	15	328	9.66	186	3396	180	148	54.88	45.12
9	1	2014	2	14	328	9.66	187	3396	173	155	52.74	47.26
9	6	2014	7	12	328	9.66	188	3396	164	164	50.00	50.00
9	22	2014	2	18	328	9.66	189	3396	183	145	55.79	44.21
9	25	2014	5	18	328	9.66	190	3396	175	153	53.35	46.65
10	1	2014	4	18	328	9.66	191	3396	182	146	55.49	44.51
10	23	2014	5	16	328	9.66	192	3396	180	148	54.88	45.12
10	25	2014	7	19	328	9.66	193	3396	236	92	71.95	28.05
5	10	2014	7	11	327	9.63	194	3396	167	160	51.07	48.93
10	10	2014	6	19	327	9.63	195	3396	159	168	48.62	51.38
10	30	2014	5	18	327	9.63	196	3396	192	135	58.72	41.28
5	8	2014	5	18	326	9.60	197	3396	167	159	51.23	48.77
6	6	2014	6	17	326	9.60	198	3396	163	163	50.00	50.00
8	1	2014	6	12	326	9.60	199	3396	160	166	49.08	50.92
9	10	2014	4	18	326	9.60	200	3396	184	142	56.44	43.56

**SR 195 MP 87.70 SPANGLE ADC SITE P15
K FOR PEAK 200 HOURS OF 2014**



AADT= 8165 K 30 FACTOR= 10.72 K 100 FACTOR= 9.68 K 200 FACTOR= 9.06 D 30 FACTOR= 57.71

**SR 195 MP 87.70 SPANGLE ADC SITE P15
D % IN THE PEAK 200 HOURS OF 2014**



MO	DY	YR	DAY OF WK	HR	HR VOL	PERCENT OF AADT	HOUR NUMBER	AADT	NORTH VOLUME	SOUTH VOLUME	PERCENT NORTH IS OF TOTAL VOLUME	PERCENT SOUTH IS OF TOTAL VOLUME
10	24	2014	6	18	1016	12.44	1	8165	452	564	44.49	55.51
11	7	2014	6	17	1002	12.27	2	8165	527	475	52.59	47.41
10	24	2014	6	17	997	12.21	3	8165	457	540	45.84	54.16
10	3	2014	6	18	989	12.11	4	8165	437	552	44.19	55.81
10	25	2014	7	13	976	11.95	5	8165	379	597	38.83	61.17
10	17	2014	6	17	969	11.87	6	8165	466	503	48.09	51.91
11	1	2014	7	11	963	11.79	7	8165	313	650	32.50	67.50
9	20	2014	7	16	962	11.78	8	8165	296	666	30.77	69.23
10	25	2014	7	12	939	11.50	9	8165	366	573	38.98	61.02
5	16	2014	6	17	937	11.48	10	8165	441	496	47.07	52.93
11	21	2014	6	16	937	11.48	11	8165	516	421	55.07	44.93
10	4	2014	7	16	935	11.45	12	8165	330	605	35.29	64.71
10	10	2014	6	17	933	11.43	13	8165	485	448	51.98	48.02
10	17	2014	6	18	932	11.41	14	8165	468	464	50.21	49.79

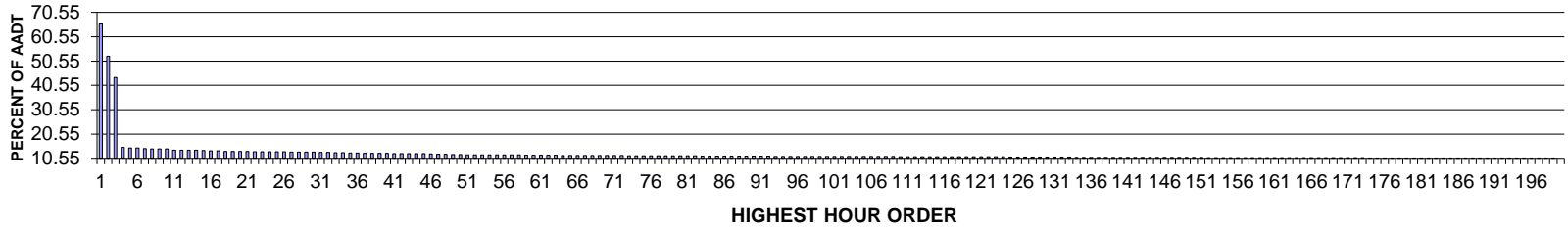
MO	DY	YR	DAY OF WK	HR	HR VOL	PERCENT OF AADT	HOUR NUMBER	AADT	NORTH VOLUME	SOUTH VOLUME	PERCENT NORTH IS OF TOTAL VOLUME	PERCENT SOUTH IS OF TOTAL VOLUME
11	21	2014	6	17	930	11.39	15	8165	485	445	52.15	47.85
9	20	2014	7	17	925	11.33	16	8165	264	661	28.54	71.46
10	4	2014	7	17	920	11.27	17	8165	318	602	34.57	65.43
11	7	2014	6	18	913	11.18	18	8165	471	442	51.59	48.41
11	7	2014	6	16	904	11.07	19	8165	477	427	52.77	47.23
10	3	2014	6	17	899	11.01	20	8165	400	499	44.49	55.51
10	10	2014	6	18	895	10.96	21	8165	431	464	48.16	51.84
9	19	2014	6	17	894	10.95	22	8165	399	495	44.63	55.37
5	9	2014	6	17	892	10.92	23	8165	411	481	46.08	53.92
9	26	2014	6	17	891	10.91	24	8165	432	459	48.48	51.52
9	13	2014	7	15	889	10.89	25	8165	311	578	34.98	65.02
10	25	2014	7	11	882	10.80	26	8165	377	505	42.74	57.26
11	14	2014	6	17	879	10.77	27	8165	444	435	50.51	49.49
8	29	2014	6	16	878	10.75	28	8165	467	411	53.19	46.81
3	14	2014	6	16	876	10.73	29	8165	503	373	57.42	42.58
11	1	2014	7	12	875	10.72	30	8165	370	505	42.29	57.71
9	19	2014	6	18	874	10.70	31	8165	389	485	44.51	55.49
10	31	2014	6	18	874	10.70	32	8165	388	486	44.39	55.61
10	24	2014	6	16	867	10.62	33	8165	393	474	45.33	54.67
5	9	2014	6	18	865	10.59	34	8165	423	442	48.90	51.10
9	19	2014	6	16	864	10.58	35	8165	434	430	50.23	49.77
11	1	2014	7	19	864	10.58	36	8165	599	265	69.33	30.67
5	23	2014	6	17	860	10.53	37	8165	414	446	48.14	51.86
5	16	2014	6	16	859	10.52	38	8165	467	392	54.37	45.63
10	31	2014	6	17	859	10.52	39	8165	417	442	48.54	51.46
3	14	2014	6	18	858	10.51	40	8165	422	436	49.18	50.82
9	26	2014	6	18	858	10.51	41	8165	422	436	49.18	50.82
4	11	2014	6	18	855	10.47	42	8165	403	452	47.13	52.87
9	12	2014	6	18	855	10.47	43	8165	354	501	41.40	58.60
9	20	2014	7	15	854	10.46	44	8165	298	556	34.89	65.11
11	29	2014	7	16	854	10.46	45	8165	216	638	25.29	74.71
3	14	2014	6	17	851	10.42	46	8165	428	423	50.29	49.71
4	4	2014	6	17	851	10.42	47	8165	416	435	48.88	51.12
6	20	2014	6	18	850	10.41	48	8165	383	467	45.06	54.94
9	12	2014	6	17	849	10.40	49	8165	338	511	39.81	60.19
9	5	2014	6	17	845	10.35	50	8165	414	431	48.99	51.01
10	4	2014	7	14	844	10.34	51	8165	336	508	39.81	60.19
8	29	2014	6	17	843	10.32	52	8165	424	419	50.30	49.70
5	10	2014	7	11	841	10.30	53	8165	425	416	50.54	49.46
8	29	2014	6	18	841	10.30	54	8165	415	426	49.35	50.65
9	5	2014	6	18	841	10.30	55	8165	428	413	50.89	49.11
11	29	2014	7	13	841	10.30	56	8165	319	522	37.93	62.07
2	14	2014	6	17	839	10.28	57	8165	462	377	55.07	44.93
5	9	2014	6	16	839	10.28	58	8165	427	412	50.89	49.11
9	13	2014	7	13	839	10.28	59	8165	356	483	42.43	57.57
9	13	2014	7	14	839	10.28	60	8165	288	551	34.33	65.67
4	4	2014	6	18	837	10.25	61	8165	368	469	43.97	56.03
10	17	2014	6	16	835	10.23	62	8165	430	405	51.50	48.50
10	3	2014	6	16	834	10.21	63	8165	436	398	52.28	47.72

MO	DY	YR	DAY OF WK	HR	HR VOL	PERCENT OF AADT	HOUR NUMBER	AADT	NORTH VOLUME	SOUTH VOLUME	PERCENT NORTH IS OF TOTAL VOLUME	PERCENT SOUTH IS OF TOTAL VOLUME
9	26	2014	6	16	832	10.19	64	8165	452	380	54.33	45.67
9	18	2014	5	18	829	10.15	65	8165	400	429	48.25	51.75
8	22	2014	6	18	826	10.12	66	8165	324	502	39.23	60.77
10	25	2014	7	20	826	10.12	67	8165	618	208	74.82	25.18
11	29	2014	7	14	825	10.10	68	8165	264	561	32.00	68.00
4	11	2014	6	17	824	10.09	69	8165	384	440	46.60	53.40
10	4	2014	7	15	823	10.08	70	8165	304	519	36.94	63.06
4	25	2014	6	17	817	10.01	71	8165	390	427	47.74	52.26
11	21	2014	6	18	817	10.01	72	8165	439	378	53.73	46.27
5	10	2014	7	12	816	9.99	73	8165	451	365	55.27	44.73
5	23	2014	6	16	815	9.98	74	8165	438	377	53.74	46.26
10	31	2014	6	16	815	9.98	75	8165	377	438	46.26	53.74
10	17	2014	6	19	813	9.96	76	8165	417	396	51.29	48.71
1	17	2014	6	17	810	9.92	77	8165	381	429	47.04	52.96
9	12	2014	6	19	809	9.91	78	8165	334	475	41.29	58.71
4	11	2014	6	16	808	9.90	79	8165	372	436	46.04	53.96
11	14	2014	6	18	808	9.90	80	8165	441	367	54.58	45.42
5	16	2014	6	18	806	9.87	81	8165	388	418	48.14	51.86
11	29	2014	7	15	806	9.87	82	8165	259	547	32.13	67.87
6	6	2014	6	18	802	9.82	83	8165	380	422	47.38	52.62
6	20	2014	6	17	802	9.82	84	8165	345	457	43.02	56.98
10	3	2014	6	19	802	9.82	85	8165	368	434	45.89	54.11
10	23	2014	5	17	802	9.82	86	8165	379	423	47.26	52.74
3	28	2014	6	16	798	9.77	87	8165	419	379	52.51	47.49
4	25	2014	6	18	798	9.77	88	8165	347	451	43.48	56.52
2	28	2014	6	18	797	9.76	89	8165	380	417	47.68	52.32
9	12	2014	6	16	797	9.76	90	8165	380	417	47.68	52.32
9	18	2014	5	17	797	9.76	91	8165	403	394	50.56	49.44
3	7	2014	6	17	796	9.75	92	8165	395	401	49.62	50.38
7	25	2014	6	17	796	9.75	93	8165	375	421	47.11	52.89
2	21	2014	6	17	794	9.72	94	8165	391	403	49.24	50.76
4	18	2014	6	18	794	9.72	95	8165	384	410	48.36	51.64
10	24	2014	6	15	793	9.71	96	8165	358	435	45.15	54.85
11	1	2014	7	18	793	9.71	97	8165	500	293	63.05	36.95
2	14	2014	6	18	792	9.70	98	8165	410	382	51.77	48.23
6	19	2014	5	17	792	9.70	99	8165	379	413	47.85	52.15
4	18	2014	6	17	790	9.68	100	8165	371	419	46.96	53.04
6	6	2014	6	17	790	9.68	101	8165	364	426	46.08	53.92
8	22	2014	6	17	790	9.68	102	8165	355	435	44.94	55.06
5	10	2014	7	10	789	9.66	103	8165	371	418	47.02	52.98
12	12	2014	6	17	789	9.66	104	8165	339	450	42.97	57.03
6	6	2014	6	16	788	9.65	105	8165	405	383	51.40	48.60
5	10	2014	7	13	787	9.64	106	8165	431	356	54.76	45.24
11	26	2014	4	16	787	9.64	107	8165	368	419	46.76	53.24
5	30	2014	6	18	786	9.63	108	8165	349	437	44.40	55.60
12	12	2014	6	16	786	9.63	109	8165	367	419	46.69	53.31
2	14	2014	6	16	785	9.61	110	8165	456	329	58.09	41.91
4	18	2014	6	16	785	9.61	111	8165	405	380	51.59	48.41
6	21	2014	7	18	785	9.61	112	8165	511	274	65.10	34.90

MO	DY	YR	DAY OF WK	HR	HR VOL	PERCENT OF AADT	HOUR NUMBER	AADT	NORTH VOLUME	SOUTH VOLUME	PERCENT NORTH IS OF TOTAL VOLUME	PERCENT SOUTH IS OF TOTAL VOLUME
8	20	2014	4	18	785	9.61	113	8165	357	428	45.48	54.52
2	28	2014	6	17	784	9.60	114	8165	389	395	49.62	50.38
6	20	2014	6	16	784	9.60	115	8165	379	405	48.34	51.66
6	26	2014	5	17	784	9.60	116	8165	365	419	46.56	53.44
8	22	2014	6	16	783	9.59	117	8165	362	421	46.23	53.77
4	11	2014	6	15	781	9.57	118	8165	369	412	47.25	52.75
5	2	2014	6	18	781	9.57	119	8165	384	397	49.17	50.83
10	10	2014	6	16	780	9.55	120	8165	386	394	49.49	50.51
2	21	2014	6	16	779	9.54	121	8165	397	382	50.96	49.04
2	21	2014	6	18	779	9.54	122	8165	407	372	52.25	47.75
1	24	2014	6	17	778	9.53	123	8165	346	432	44.47	55.53
5	30	2014	6	17	778	9.53	124	8165	357	421	45.89	54.11
11	14	2014	6	16	777	9.52	125	8165	417	360	53.67	46.33
5	9	2014	6	15	775	9.49	126	8165	407	368	52.52	47.48
8	21	2014	5	17	774	9.48	127	8165	360	414	46.51	53.49
10	2	2014	5	18	774	9.48	128	8165	364	410	47.03	52.97
4	4	2014	6	16	773	9.47	129	8165	385	388	49.81	50.19
5	2	2014	6	17	772	9.45	130	8165	381	391	49.35	50.65
6	13	2014	6	17	772	9.45	131	8165	381	391	49.35	50.65
1	24	2014	6	16	771	9.44	132	8165	395	376	51.23	48.77
9	20	2014	7	13	771	9.44	133	8165	363	408	47.08	52.92
5	8	2014	5	18	770	9.43	134	8165	358	412	46.49	53.51
2	28	2014	6	16	769	9.42	135	8165	397	372	51.63	48.37
6	8	2014	1	13	769	9.42	136	8165	460	309	59.82	40.18
7	17	2014	5	18	769	9.42	137	8165	369	400	47.98	52.02
10	9	2014	5	17	769	9.42	138	8165	404	365	52.54	47.46
11	7	2014	6	15	769	9.42	139	8165	393	376	51.11	48.89
11	26	2014	4	17	769	9.42	140	8165	366	403	47.59	52.41
5	22	2014	5	18	768	9.41	141	8165	365	403	47.53	52.47
7	25	2014	6	18	768	9.41	142	8165	347	421	45.18	54.82
3	7	2014	6	18	767	9.39	143	8165	363	404	47.33	52.67
7	10	2014	5	17	767	9.39	144	8165	385	382	50.20	49.80
9	19	2014	6	19	767	9.39	145	8165	343	424	44.72	55.28
5	22	2014	5	17	766	9.38	146	8165	359	407	46.87	53.13
5	23	2014	6	18	766	9.38	147	8165	383	383	50.00	50.00
9	11	2014	5	17	765	9.37	148	8165	378	387	49.41	50.59
10	9	2014	5	18	765	9.37	149	8165	382	383	49.93	50.07
9	4	2014	5	17	764	9.36	150	8165	375	389	49.08	50.92
1	10	2014	6	17	762	9.33	151	8165	351	411	46.06	53.94
5	23	2014	6	15	762	9.33	152	8165	403	359	52.89	47.11
7	3	2014	5	17	762	9.33	153	8165	369	393	48.43	51.57
3	28	2014	6	18	761	9.32	154	8165	342	419	44.94	55.06
6	13	2014	6	16	761	9.32	155	8165	397	364	52.17	47.83
8	1	2014	6	18	761	9.32	156	8165	359	402	47.17	52.83
10	16	2014	5	17	760	9.31	157	8165	378	382	49.74	50.26
9	26	2014	6	15	759	9.30	158	8165	419	340	55.20	44.80
10	30	2014	5	17	759	9.30	159	8165	356	403	46.90	53.10
11	21	2014	6	15	759	9.30	160	8165	423	336	55.73	44.27
3	21	2014	6	18	757	9.27	161	8165	311	446	41.08	58.92

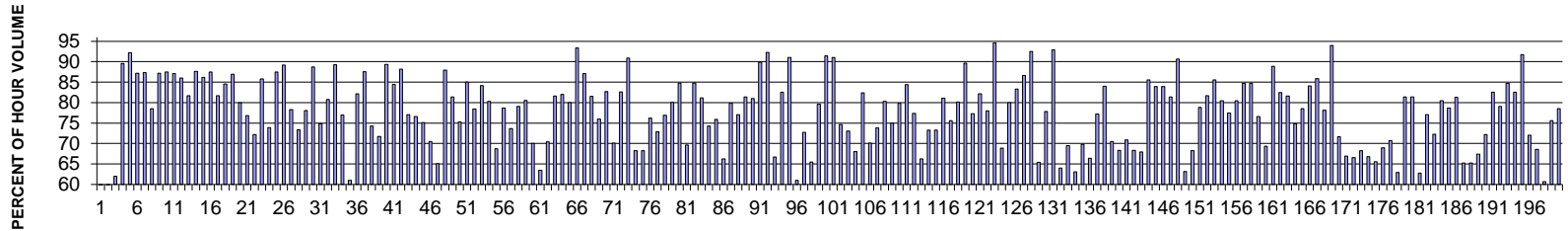
MO	DY	YR	DAY OF WK	HR	HR VOL	PERCENT OF AADT	HOUR NUMBER	AADT	NORTH VOLUME	SOUTH VOLUME	PERCENT NORTH IS OF TOTAL VOLUME	PERCENT SOUTH IS OF TOTAL VOLUME
5	8	2014	5	17	757	9.27	162	8165	369	388	48.75	51.25
3	28	2014	6	17	755	9.25	163	8165	343	412	45.43	54.57
4	17	2014	5	17	755	9.25	164	8165	338	417	44.77	55.23
8	15	2014	6	17	755	9.25	165	8165	355	400	47.02	52.98
9	20	2014	7	14	755	9.25	166	8165	317	438	41.99	58.01
1	17	2014	6	18	754	9.23	167	8165	406	348	53.85	46.15
5	2	2014	6	16	754	9.23	168	8165	416	338	55.17	44.83
5	16	2014	6	15	754	9.23	169	8165	396	358	52.52	47.48
8	21	2014	5	18	754	9.23	170	8165	331	423	43.90	56.10
5	15	2014	5	18	753	9.22	171	8165	333	420	44.22	55.78
7	3	2014	5	15	753	9.22	172	8165	380	373	50.46	49.54
12	19	2014	6	16	753	9.22	173	8165	397	356	52.72	47.28
8	1	2014	6	17	752	9.21	174	8165	350	402	46.54	53.46
8	14	2014	5	17	752	9.21	175	8165	374	378	49.73	50.27
8	16	2014	7	12	752	9.21	176	8165	454	298	60.37	39.63
9	5	2014	6	16	751	9.20	177	8165	396	355	52.73	47.27
12	19	2014	6	17	751	9.20	178	8165	356	395	47.40	52.60
4	17	2014	5	18	750	9.19	179	8165	337	413	44.93	55.07
9	19	2014	6	15	750	9.19	180	8165	385	365	51.33	48.67
4	25	2014	6	16	749	9.17	181	8165	365	384	48.73	51.27
5	10	2014	7	14	749	9.17	182	8165	401	348	53.54	46.46
7	18	2014	6	17	749	9.17	183	8165	338	411	45.13	54.87
5	16	2014	6	14	748	9.16	184	8165	349	399	46.66	53.34
10	3	2014	6	15	748	9.16	185	8165	372	376	49.73	50.27
1	31	2014	6	17	747	9.15	186	8165	343	404	45.92	54.08
11	1	2014	7	10	747	9.15	187	8165	293	454	39.22	60.78
6	13	2014	6	18	746	9.14	188	8165	370	376	49.60	50.40
8	22	2014	6	15	745	9.12	189	8165	378	367	50.74	49.26
5	4	2014	1	15	744	9.11	190	8165	257	487	34.54	65.46
5	4	2014	1	16	744	9.11	191	8165	298	446	40.05	59.95
5	14	2014	4	18	744	9.11	192	8165	280	464	37.63	62.37
6	4	2014	4	17	743	9.10	193	8165	338	405	45.49	54.51
6	21	2014	7	11	743	9.10	194	8165	313	430	42.13	57.87
6	20	2014	6	15	742	9.09	195	8165	396	346	53.37	46.63
7	17	2014	5	17	742	9.09	196	8165	363	379	48.92	51.08
10	4	2014	7	18	741	9.08	197	8165	319	422	43.05	56.95
5	11	2014	1	12	740	9.06	198	8165	448	292	60.54	39.46
7	22	2014	3	17	740	9.06	199	8165	345	395	46.62	53.38
9	17	2014	4	18	740	9.06	200	8165	323	417	43.65	56.35

**SR 221 MP 13.10 PROSSER ADC SITE P17
K FOR PEAK 200 HOURS OF 2014**



AADT= 2162 K 30 FACTOR= 13.09 K 100 FACTOR= 11.33 K 200 FACTOR= 10.55 D 30 FACTOR= 88.69

**SR 221 MP 13.10 PROSSER ADC SITE P17
D % IN THE PEAK 200 HOURS OF 2014**



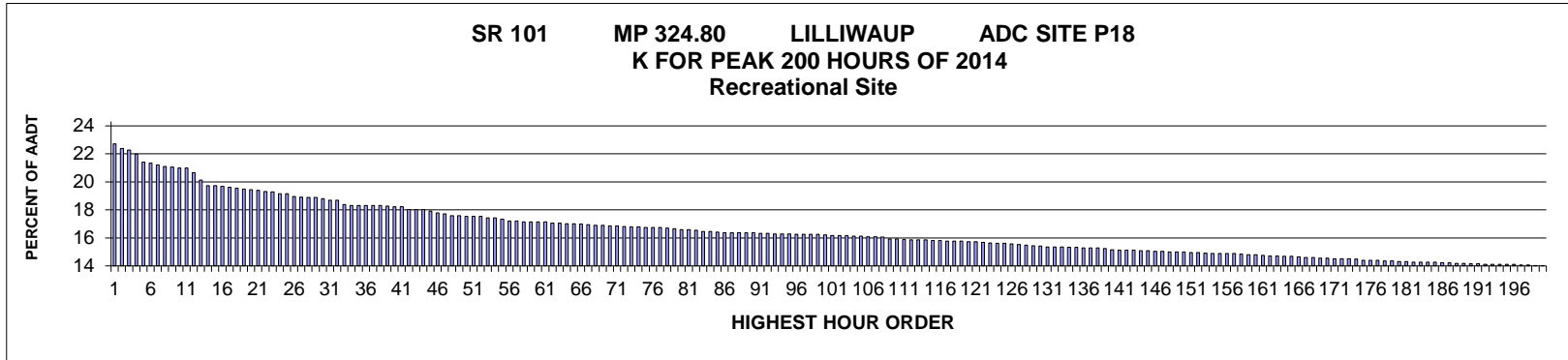
MO	DY	YR	DAY OF WK	HR	HR VOL	PERCENT OF AADT	HOUR NUMBER	AADT	NORTH VOLUME	SOUTH VOLUME	PERCENT NORTH IS OF TOTAL VOLUME	PERCENT SOUTH IS OF TOTAL VOLUME
12	31	2014	4	24	1424	65.86	1	2162	775	649	54.42	45.58
12	13	2014	7	24	1137	52.59	2	2162	596	541	52.42	47.58
12	14	2014	1	24	946	43.76	3	2162	586	360	61.95	38.05
8	7	2014	5	6	327	15.12	4	2162	34	293	10.40	89.60
8	5	2014	3	6	321	14.85	5	2162	25	296	7.79	92.21
8	6	2014	4	6	320	14.80	6	2162	41	279	12.81	87.19
8	8	2014	6	6	315	14.57	7	2162	40	275	12.70	87.30
7	23	2014	4	15	312	14.43	8	2162	245	67	78.53	21.47
8	13	2014	4	6	312	14.43	9	2162	40	272	12.82	87.18
8	20	2014	4	6	311	14.38	10	2162	39	272	12.54	87.46
8	14	2014	5	6	302	13.97	11	2162	39	263	12.91	87.09
7	24	2014	5	6	301	13.92	12	2162	42	259	13.95	86.05
7	23	2014	4	6	300	13.88	13	2162	55	245	18.33	81.67
8	27	2014	4	6	300	13.88	14	2162	37	263	12.33	87.67

MO	DY	YR	DAY OF WK	HR	HR VOL	PERCENT OF AADT	HOUR NUMBER	AADT	NORTH VOLUME	SOUTH VOLUME	PERCENT NORTH IS OF TOTAL VOLUME	PERCENT SOUTH IS OF TOTAL VOLUME
8	15	2014	6	6	297	13.74	15	2162	41	256	13.80	86.20
8	19	2014	3	6	295	13.64	16	2162	37	258	12.54	87.46
11	5	2014	4	17	295	13.64	17	2162	241	54	81.69	18.31
7	22	2014	3	6	291	13.46	18	2162	45	246	15.46	84.54
8	1	2014	6	6	291	13.46	19	2162	38	253	13.06	86.94
6	25	2014	4	17	290	13.41	20	2162	232	58	80.00	20.00
6	12	2014	5	17	289	13.37	21	2162	222	67	76.82	23.18
7	24	2014	5	17	288	13.32	22	2162	208	80	72.22	27.78
7	31	2014	5	6	288	13.32	23	2162	41	247	14.24	85.76
6	11	2014	4	17	287	13.27	24	2162	212	75	73.87	26.13
8	4	2014	2	6	287	13.27	25	2162	36	251	12.54	87.46
8	18	2014	2	6	287	13.27	26	2162	31	256	10.80	89.20
4	16	2014	4	18	285	13.18	27	2162	223	62	78.25	21.75
7	21	2014	2	17	285	13.18	28	2162	209	76	73.33	26.67
4	10	2014	5	18	283	13.09	29	2162	221	62	78.09	21.91
8	12	2014	3	6	283	13.09	30	2162	32	251	11.31	88.69
7	24	2014	5	14	282	13.04	31	2162	211	71	74.82	25.18
4	9	2014	4	18	281	13.00	32	2162	227	54	80.78	19.22
7	29	2014	3	6	279	12.90	33	2162	30	249	10.75	89.25
6	4	2014	4	17	278	12.86	34	2162	214	64	76.98	23.02
7	14	2014	2	17	277	12.81	35	2162	169	108	61.01	38.99
7	28	2014	2	13	275	12.72	36	2162	226	49	82.18	17.82
8	11	2014	2	6	274	12.67	37	2162	34	240	12.41	87.59
6	26	2014	5	17	272	12.58	38	2162	202	70	74.26	25.74
7	25	2014	6	15	272	12.58	39	2162	195	77	71.69	28.31
7	30	2014	4	6	272	12.58	40	2162	29	243	10.66	89.34
3	31	2014	2	17	271	12.53	41	2162	229	42	84.50	15.50
8	26	2014	3	6	271	12.53	42	2162	32	239	11.81	88.19
6	18	2014	4	17	270	12.49	43	2162	208	62	77.04	22.96
6	23	2014	2	17	269	12.44	44	2162	206	63	76.58	23.42
6	24	2014	3	17	269	12.44	45	2162	202	67	75.09	24.91
10	13	2014	2	17	268	12.40	46	2162	189	79	70.52	29.48
7	22	2014	3	17	266	12.30	47	2162	173	93	65.04	34.96
7	28	2014	2	6	265	12.26	48	2162	32	233	12.08	87.92
6	5	2014	5	17	263	12.16	49	2162	214	49	81.37	18.63
7	29	2014	3	12	263	12.16	50	2162	198	65	75.29	24.71
3	26	2014	4	17	260	12.03	51	2162	221	39	85.00	15.00
6	16	2014	2	17	260	12.03	52	2162	204	56	78.46	21.54
4	11	2014	6	7	259	11.98	53	2162	41	218	15.83	84.17
6	10	2014	3	17	259	11.98	54	2162	208	51	80.31	19.69
10	14	2014	3	17	259	11.98	55	2162	178	81	68.73	31.27
7	17	2014	5	14	258	11.93	56	2162	203	55	78.68	21.32
8	13	2014	4	17	258	11.93	57	2162	190	68	73.64	26.36
10	2	2014	5	18	258	11.93	58	2162	204	54	79.07	20.93
2	19	2014	4	17	257	11.89	59	2162	207	50	80.54	19.46
6	19	2014	5	17	257	11.89	60	2162	180	77	70.04	29.96
7	15	2014	3	17	257	11.89	61	2162	163	94	63.42	36.58
10	14	2014	3	18	257	11.89	62	2162	181	76	70.43	29.57
3	4	2014	3	17	256	11.84	63	2162	209	47	81.64	18.36

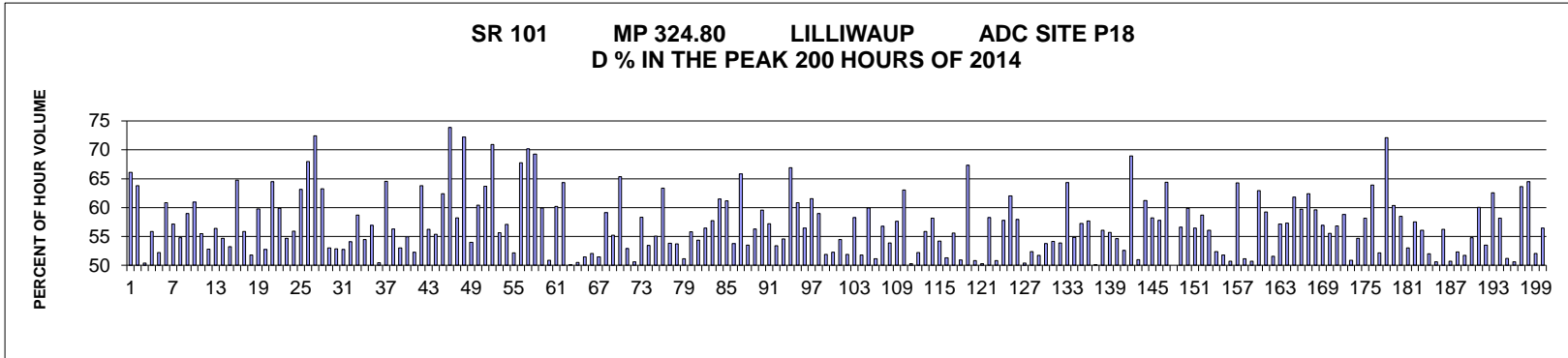
MO	DY	YR	DAY OF WK	HR	HR VOL	PERCENT OF AADT	HOUR NUMBER	AADT	NORTH VOLUME	SOUTH VOLUME	PERCENT NORTH IS OF TOTAL VOLUME	PERCENT SOUTH IS OF TOTAL VOLUME
4	15	2014	3	17	255	11.79	64	2162	209	46	81.96	18.04
4	29	2014	3	17	255	11.79	65	2162	204	51	80.00	20.00
7	29	2014	3	5	255	11.79	66	2162	17	238	6.67	93.33
8	28	2014	5	6	255	11.79	67	2162	33	222	12.94	87.06
3	5	2014	4	7	254	11.75	68	2162	47	207	18.50	81.50
4	8	2014	3	18	254	11.75	69	2162	193	61	75.98	24.02
4	9	2014	4	7	254	11.75	70	2162	44	210	17.32	82.68
10	15	2014	4	18	254	11.75	71	2162	178	76	70.08	29.92
3	19	2014	4	17	253	11.70	72	2162	209	44	82.61	17.39
7	18	2014	6	5	252	11.66	73	2162	23	229	9.13	90.87
8	19	2014	3	17	252	11.66	74	2162	172	80	68.25	31.75
8	28	2014	5	18	252	11.66	75	2162	172	80	68.25	31.75
10	22	2014	4	18	252	11.66	76	2162	192	60	76.19	23.81
10	9	2014	5	7	251	11.61	77	2162	68	183	27.09	72.91
12	10	2014	4	17	251	11.61	78	2162	193	58	76.89	23.11
12	18	2014	5	17	251	11.61	79	2162	201	50	80.08	19.92
2	27	2014	5	7	250	11.56	80	2162	38	212	15.20	84.80
8	26	2014	3	18	250	11.56	81	2162	174	76	69.60	30.40
8	29	2014	6	6	250	11.56	82	2162	38	212	15.20	84.80
2	25	2014	3	17	249	11.52	83	2162	202	47	81.12	18.88
3	6	2014	5	18	249	11.52	84	2162	185	64	74.30	25.70
6	3	2014	3	17	249	11.52	85	2162	189	60	75.90	24.10
7	17	2014	5	17	249	11.52	86	2162	165	84	66.27	33.73
1	23	2014	5	17	248	11.47	87	2162	198	50	79.84	20.16
7	21	2014	2	15	248	11.47	88	2162	191	57	77.02	22.98
1	15	2014	4	17	247	11.42	89	2162	201	46	81.38	18.62
3	5	2014	4	17	247	11.42	90	2162	200	47	80.97	19.03
6	4	2014	4	6	247	11.42	91	2162	25	222	10.12	89.88
7	23	2014	4	5	247	11.42	92	2162	19	228	7.69	92.31
7	14	2014	2	14	246	11.38	93	2162	164	82	66.67	33.33
7	21	2014	2	6	246	11.38	94	2162	43	203	17.48	82.52
7	24	2014	5	5	246	11.38	95	2162	22	224	8.94	91.06
8	8	2014	6	16	246	11.38	96	2162	150	96	60.98	39.02
8	11	2014	2	14	246	11.38	97	2162	179	67	72.76	27.24
10	10	2014	6	17	246	11.38	98	2162	161	85	65.45	34.55
2	20	2014	5	17	245	11.33	99	2162	195	50	79.59	20.41
6	2	2014	2	6	245	11.33	100	2162	21	224	8.57	91.43
7	17	2014	5	5	245	11.33	101	2162	22	223	8.98	91.02
8	26	2014	3	17	245	11.33	102	2162	183	62	74.69	25.31
8	27	2014	4	17	245	11.33	103	2162	179	66	73.06	26.94
7	7	2014	2	17	244	11.29	104	2162	166	78	68.03	31.97
7	26	2014	7	14	244	11.29	105	2162	201	43	82.38	17.62
10	28	2014	3	18	244	11.29	106	2162	171	73	70.08	29.92
11	24	2014	2	17	244	11.29	107	2162	180	64	73.77	26.23
12	8	2014	2	17	244	11.29	108	2162	196	48	80.33	19.67
12	11	2014	5	17	244	11.29	109	2162	183	61	75.00	25.00
1	30	2014	5	17	243	11.24	110	2162	194	49	79.84	20.16
4	8	2014	3	7	243	11.24	111	2162	38	205	15.64	84.36
4	9	2014	4	17	243	11.24	112	2162	188	55	77.37	22.63

MO	DY	YR	DAY OF WK	HR	HR VOL	PERCENT OF AADT	HOUR NUMBER	AADT	NORTH VOLUME	SOUTH VOLUME	PERCENT NORTH IS OF TOTAL VOLUME	PERCENT SOUTH IS OF TOTAL VOLUME
10	16	2014	5	17	243	11.24	113	2162	161	82	66.26	33.74
10	29	2014	4	18	243	11.24	114	2162	178	65	73.25	26.75
11	12	2014	4	17	243	11.24	115	2162	178	65	73.25	26.75
12	1	2014	2	17	243	11.24	116	2162	197	46	81.07	18.93
7	15	2014	3	13	242	11.19	117	2162	183	59	75.62	24.38
7	25	2014	6	6	242	11.19	118	2162	48	194	19.83	80.17
7	30	2014	4	5	242	11.19	119	2162	25	217	10.33	89.67
12	3	2014	4	17	242	11.19	120	2162	187	55	77.27	22.73
1	16	2014	5	17	241	11.15	121	2162	198	43	82.16	17.84
4	14	2014	2	18	241	11.15	122	2162	188	53	78.01	21.99
7	21	2014	2	5	241	11.15	123	2162	13	228	5.39	94.61
10	9	2014	5	18	241	11.15	124	2162	166	75	68.88	31.12
2	13	2014	5	17	240	11.10	125	2162	192	48	80.00	20.00
2	20	2014	5	7	240	11.10	126	2162	40	200	16.67	83.33
2	26	2014	4	7	240	11.10	127	2162	32	208	13.33	86.67
7	22	2014	3	5	240	11.10	128	2162	18	222	7.50	92.50
10	9	2014	5	17	240	11.10	129	2162	157	83	65.42	34.58
2	26	2014	4	17	239	11.05	130	2162	186	53	77.82	22.18
7	31	2014	5	5	239	11.05	131	2162	17	222	7.11	92.89
10	7	2014	3	17	239	11.05	132	2162	153	86	64.02	35.98
11	7	2014	6	18	239	11.05	133	2162	166	73	69.46	30.54
7	18	2014	6	14	238	11.01	134	2162	150	88	63.03	36.97
8	18	2014	2	17	238	11.01	135	2162	166	72	69.75	30.25
10	7	2014	3	18	238	11.01	136	2162	158	80	66.39	33.61
1	14	2014	3	17	237	10.96	137	2162	183	54	77.22	22.78
4	2	2014	4	17	237	10.96	138	2162	199	38	83.97	16.03
7	8	2014	3	17	237	10.96	139	2162	167	70	70.46	29.54
7	9	2014	4	17	237	10.96	140	2162	162	75	68.35	31.65
7	10	2014	5	14	237	10.96	141	2162	168	69	70.89	29.11
7	21	2014	2	18	237	10.96	142	2162	162	75	68.35	31.65
8	20	2014	4	16	237	10.96	143	2162	161	76	67.93	32.07
3	4	2014	3	7	236	10.92	144	2162	34	202	14.41	85.59
3	10	2014	2	17	236	10.92	145	2162	198	38	83.90	16.10
4	7	2014	2	17	236	10.92	146	2162	198	38	83.90	16.10
4	29	2014	3	7	236	10.92	147	2162	44	192	18.64	81.36
7	28	2014	2	5	236	10.92	148	2162	22	214	9.32	90.68
8	4	2014	2	16	236	10.92	149	2162	149	87	63.14	36.86
8	20	2014	4	18	236	10.92	150	2162	161	75	68.22	31.78
11	3	2014	2	18	236	10.92	151	2162	186	50	78.81	21.19
2	19	2014	4	7	235	10.87	152	2162	43	192	18.30	81.70
3	6	2014	5	7	235	10.87	153	2162	34	201	14.47	85.53
3	25	2014	3	17	235	10.87	154	2162	189	46	80.43	19.57
3	27	2014	5	17	235	10.87	155	2162	182	53	77.45	22.55
4	1	2014	3	7	235	10.87	156	2162	46	189	19.57	80.43
4	10	2014	5	7	235	10.87	157	2162	36	199	15.32	84.68
4	15	2014	3	7	235	10.87	158	2162	36	199	15.32	84.68
7	15	2014	3	6	235	10.87	159	2162	55	180	23.40	76.60
10	2	2014	5	17	235	10.87	160	2162	163	72	69.36	30.64
2	24	2014	2	7	234	10.82	161	2162	26	208	11.11	88.89

MO	DY	YR	DAY OF WK	HR	HR VOL	PERCENT OF AADT	HOUR NUMBER	AADT	NORTH VOLUME	SOUTH VOLUME	PERCENT NORTH IS OF TOTAL VOLUME	PERCENT SOUTH IS OF TOTAL VOLUME
3	19	2014	4	7	234	10.82	162	2162	41	193	17.52	82.48
4	24	2014	5	7	234	10.82	163	2162	43	191	18.38	81.62
6	2	2014	2	17	234	10.82	164	2162	175	59	74.79	25.21
3	20	2014	5	18	233	10.78	165	2162	183	50	78.54	21.46
4	7	2014	2	7	233	10.78	166	2162	37	196	15.88	84.12
6	3	2014	3	6	233	10.78	167	2162	33	200	14.16	85.84
6	17	2014	3	17	233	10.78	168	2162	182	51	78.11	21.89
7	25	2014	6	5	233	10.78	169	2162	14	219	6.01	93.99
8	5	2014	3	17	233	10.78	170	2162	167	66	71.67	28.33
8	18	2014	2	15	233	10.78	171	2162	156	77	66.95	33.05
10	6	2014	2	17	233	10.78	172	2162	155	78	66.52	33.48
10	16	2014	5	18	233	10.78	173	2162	159	74	68.24	31.76
7	21	2014	2	16	232	10.73	174	2162	155	77	66.81	33.19
7	23	2014	4	17	232	10.73	175	2162	152	80	65.52	34.48
7	30	2014	4	11	232	10.73	176	2162	160	72	68.97	31.03
10	21	2014	3	18	232	10.73	177	2162	164	68	70.69	29.31
11	6	2014	5	18	232	10.73	178	2162	146	86	62.93	37.07
1	21	2014	3	17	231	10.68	179	2162	188	43	81.39	18.61
4	3	2014	5	17	231	10.68	180	2162	188	43	81.39	18.61
8	8	2014	6	13	231	10.68	181	2162	145	86	62.77	37.23
11	4	2014	3	18	231	10.68	182	2162	178	53	77.06	22.94
11	6	2014	5	17	231	10.68	183	2162	167	64	72.29	27.71
4	15	2014	3	18	230	10.64	184	2162	185	45	80.43	19.57
4	24	2014	5	17	230	10.64	185	2162	181	49	78.70	21.30
6	9	2014	2	17	230	10.64	186	2162	187	43	81.30	18.70
7	18	2014	6	16	230	10.64	187	2162	150	80	65.22	34.78
8	19	2014	3	16	230	10.64	188	2162	150	80	65.22	34.78
10	8	2014	4	17	230	10.64	189	2162	155	75	67.39	32.61
10	15	2014	4	17	230	10.64	190	2162	166	64	72.17	27.83
1	27	2014	2	17	229	10.59	191	2162	189	40	82.53	17.47
4	3	2014	5	7	229	10.59	192	2162	48	181	20.96	79.04
4	16	2014	4	7	229	10.59	193	2162	35	194	15.28	84.72
4	18	2014	6	7	229	10.59	194	2162	40	189	17.47	82.53
7	10	2014	5	5	229	10.59	195	2162	19	210	8.30	91.70
7	31	2014	5	13	229	10.59	196	2162	165	64	72.05	27.95
10	1	2014	4	17	229	10.59	197	2162	157	72	68.56	31.44
10	9	2014	5	16	229	10.59	198	2162	139	90	60.70	39.30
12	2	2014	3	17	229	10.59	199	2162	173	56	75.55	24.45
2	12	2014	4	17	228	10.55	200	2162	179	49	78.51	21.49



AADT= 2476 K 30 FACTOR= 18.50 K 100 FACTOR= 15.91 K 200 FACTOR= 13.73 D 100 FACTOR= 52.28



MO	DY	YR	DAY OF WK	HR	HR VOL	PERCENT OF AADT	HOUR NUMBER	AADT	NORTH VOLUME	SOUTH VOLUME	PERCENT IS OF TOTAL VOLUME	PERCENT SOUTH IS OF TOTAL VOLUME
8	17	2014	1	16	555	22.42	1	2476	367	188	66.13	33.87
7	6	2014	1	15	547	22.09	2	2476	349	198	63.80	36.20
7	27	2014	1	13	544	21.97	3	2476	270	274	49.63	50.37
8	10	2014	1	15	537	21.69	4	2476	300	237	55.87	44.13
8	17	2014	1	13	523	21.12	5	2476	273	250	52.20	47.80
8	24	2014	1	15	521	21.04	6	2476	317	204	60.84	39.16
8	10	2014	1	12	518	20.92	7	2476	296	222	57.14	42.86
8	10	2014	1	13	515	20.80	8	2476	282	233	54.76	45.24
7	6	2014	1	14	514	20.76	9	2476	303	211	58.95	41.05
7	6	2014	1	13	512	20.68	10	2476	312	200	60.94	39.06
8	17	2014	1	14	512	20.68	11	2476	284	228	55.47	44.53
8	10	2014	1	14	504	20.36	12	2476	266	238	52.78	47.22
7	27	2014	1	15	491	19.83	13	2476	277	214	56.42	43.58
7	13	2014	1	13	481	19.43	14	2476	263	218	54.68	45.32

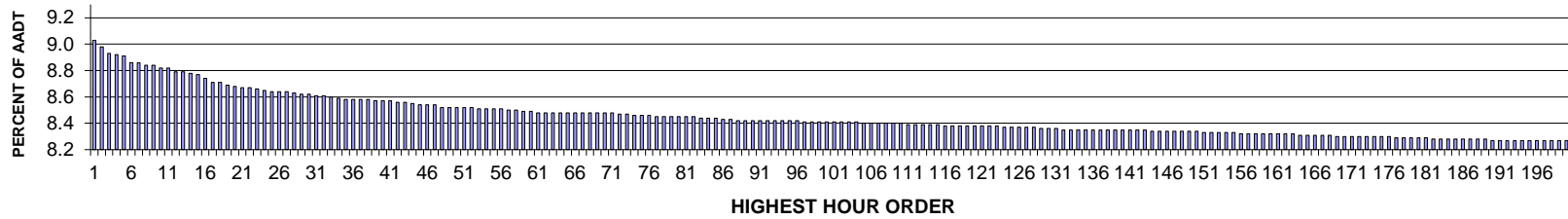
MO	DY	YR	DAY OF WK	HR	HR VOL	PERCENT OF AADT	HOUR NUMBER	AADT	NORTH VOLUME	SOUTH VOLUME	PERCENT NORTH IS OF TOTAL VOLUME	PERCENT SOUTH IS OF TOTAL VOLUME
7	27	2014	1	14	481	19.43	15	2476	256	225	53.22	46.78
7	6	2014	1	16	480	19.39	16	2476	311	169	64.79	35.21
7	13	2014	1	15	478	19.31	17	2476	267	211	55.86	44.14
8	3	2014	1	13	477	19.26	18	2476	247	230	51.78	48.22
8	15	2014	6	15	475	19.18	19	2476	191	284	40.21	59.79
8	3	2014	1	15	474	19.14	20	2476	250	224	52.74	47.26
9	1	2014	2	13	473	19.10	21	2476	305	168	64.48	35.52
7	27	2014	1	17	471	19.02	22	2476	282	189	59.87	40.13
8	9	2014	7	14	470	18.98	23	2476	213	257	45.32	54.68
7	20	2014	1	15	467	18.86	24	2476	261	206	55.89	44.11
8	3	2014	1	16	467	18.86	25	2476	295	172	63.17	36.83
5	26	2014	2	13	462	18.66	26	2476	314	148	67.97	32.03
5	26	2014	2	14	461	18.62	27	2476	334	127	72.45	27.55
7	6	2014	1	12	460	18.58	28	2476	291	169	63.26	36.74
8	3	2014	1	14	460	18.58	29	2476	244	216	53.04	46.96
8	24	2014	1	13	458	18.50	30	2476	242	216	52.84	47.16
7	5	2014	7	13	455	18.38	31	2476	240	215	52.75	47.25
7	13	2014	1	14	455	18.38	32	2476	246	209	54.07	45.93
8	9	2014	7	13	448	18.09	33	2476	185	263	41.29	58.71
7	5	2014	7	14	446	18.01	34	2476	243	203	54.48	45.52
7	20	2014	1	13	446	18.01	35	2476	254	192	56.95	43.05
8	3	2014	1	12	446	18.01	36	2476	225	221	50.45	49.55
8	24	2014	1	16	446	18.01	37	2476	288	158	64.57	35.43
9	7	2014	1	15	446	18.01	38	2476	251	195	56.28	43.72
7	27	2014	1	12	445	17.97	39	2476	236	209	53.03	46.97
8	16	2014	7	12	444	17.93	40	2476	200	244	45.05	54.95
8	31	2014	1	15	444	17.93	41	2476	232	212	52.25	47.75
7	4	2014	6	14	439	17.73	42	2476	159	280	36.22	63.78
8	16	2014	7	13	439	17.73	43	2476	192	247	43.74	56.26
8	24	2014	1	14	439	17.73	44	2476	243	196	55.35	44.65
7	27	2014	1	16	436	17.61	45	2476	272	164	62.39	37.61
5	26	2014	2	15	433	17.49	46	2476	320	113	73.90	26.10
8	10	2014	1	17	431	17.41	47	2476	251	180	58.24	41.76
7	6	2014	1	11	428	17.29	48	2476	309	119	72.20	27.80
8	16	2014	7	11	428	17.29	49	2476	231	197	53.97	46.03
5	25	2014	1	15	427	17.25	50	2476	258	169	60.42	39.58
7	4	2014	6	15	427	17.25	51	2476	155	272	36.30	63.70
9	1	2014	2	15	427	17.25	52	2476	303	124	70.96	29.04
8	9	2014	7	12	424	17.12	53	2476	188	236	44.34	55.66
8	24	2014	1	17	424	17.12	54	2476	242	182	57.08	42.92
7	5	2014	7	12	422	17.04	55	2476	202	220	47.87	52.13
5	24	2014	7	12	419	16.92	56	2476	135	284	32.22	67.78
8	10	2014	1	16	419	16.92	57	2476	294	125	70.17	29.83
5	26	2014	2	12	417	16.84	58	2476	289	128	69.30	30.70
7	4	2014	6	13	417	16.84	59	2476	167	250	40.05	59.95
7	5	2014	7	16	417	16.84	60	2476	205	212	49.16	50.84
9	1	2014	2	14	417	16.84	61	2476	251	166	60.19	39.81
7	4	2014	6	12	415	16.76	62	2476	148	267	35.66	64.34
7	5	2014	7	15	415	16.76	63	2476	207	208	49.88	50.12

MO	DY	YR	DAY OF WK	HR	HR VOL	PERCENT OF AADT	HOUR NUMBER	AADT	NORTH VOLUME	SOUTH VOLUME	PERCENT NORTH IS OF TOTAL VOLUME	PERCENT SOUTH IS OF TOTAL VOLUME
5	25	2014	1	13	414	16.72	64	2476	205	209	49.52	50.48
8	16	2014	7	15	414	16.72	65	2476	201	213	48.55	51.45
8	23	2014	7	14	413	16.68	66	2476	198	215	47.94	52.06
7	26	2014	7	11	412	16.64	67	2476	200	212	48.54	51.46
7	26	2014	7	14	411	16.60	68	2476	168	243	40.88	59.12
8	31	2014	1	14	411	16.60	69	2476	184	227	44.77	55.23
5	24	2014	7	13	410	16.56	70	2476	142	268	34.63	65.37
7	20	2014	1	14	410	16.56	71	2476	217	193	52.93	47.07
8	8	2014	6	15	409	16.52	72	2476	202	207	49.39	50.61
7	12	2014	7	12	408	16.48	73	2476	170	238	41.67	58.33
7	13	2014	1	16	408	16.48	74	2476	218	190	53.43	46.57
7	19	2014	7	12	407	16.44	75	2476	183	224	44.96	55.04
7	20	2014	1	16	407	16.44	76	2476	258	149	63.39	36.61
8	31	2014	1	13	407	16.44	77	2476	188	219	46.19	53.81
8	23	2014	7	12	406	16.40	78	2476	188	218	46.31	53.69
6	22	2014	1	13	405	16.36	79	2476	198	207	48.89	51.11
7	25	2014	6	14	403	16.28	80	2476	178	225	44.17	55.83
8	2	2014	7	15	403	16.28	81	2476	184	219	45.66	54.34
8	9	2014	7	11	402	16.24	82	2476	175	227	43.53	56.47
6	22	2014	1	15	400	16.16	83	2476	231	169	57.75	42.25
8	17	2014	1	17	400	16.16	84	2476	246	154	61.50	38.50
5	24	2014	7	14	399	16.11	85	2476	155	244	38.85	61.15
5	25	2014	1	14	398	16.07	86	2476	214	184	53.77	46.23
7	6	2014	1	17	398	16.07	87	2476	262	136	65.83	34.17
7	13	2014	1	12	398	16.07	88	2476	213	185	53.52	46.48
7	26	2014	7	15	398	16.07	89	2476	174	224	43.72	56.28
8	29	2014	6	15	398	16.07	90	2476	161	237	40.45	59.55
8	1	2014	6	15	397	16.03	91	2476	170	227	42.82	57.18
8	24	2014	1	12	397	16.03	92	2476	212	185	53.40	46.60
7	3	2014	5	15	396	15.99	93	2476	180	216	45.45	54.55
7	27	2014	1	18	396	15.99	94	2476	265	131	66.92	33.08
8	2	2014	7	12	396	15.99	95	2476	155	241	39.14	60.86
7	25	2014	6	15	395	15.95	96	2476	172	223	43.54	56.46
8	16	2014	7	14	395	15.95	97	2476	152	243	38.48	61.52
8	24	2014	1	11	395	15.95	98	2476	233	162	58.99	41.01
9	7	2014	1	14	395	15.95	99	2476	205	190	51.90	48.10
7	12	2014	7	15	394	15.91	100	2476	206	188	52.28	47.72
8	2	2014	7	13	393	15.87	101	2476	179	214	45.55	54.45
8	9	2014	7	15	393	15.87	102	2476	204	189	51.91	48.09
8	30	2014	7	13	393	15.87	103	2476	164	229	41.73	58.27
8	17	2014	1	15	392	15.83	104	2476	189	203	48.21	51.79
8	31	2014	1	17	392	15.83	105	2476	235	157	59.95	40.05
7	20	2014	1	12	391	15.79	106	2476	191	200	48.85	51.15
8	1	2014	6	14	391	15.79	107	2476	169	222	43.22	56.78
8	1	2014	6	16	390	15.75	108	2476	180	210	46.15	53.85
7	12	2014	7	13	387	15.63	109	2476	164	223	42.38	57.62
9	1	2014	2	12	387	15.63	110	2476	244	143	63.05	36.95
7	18	2014	6	15	386	15.59	111	2476	192	194	49.74	50.26
8	2	2014	7	11	385	15.55	112	2476	184	201	47.79	52.21

MO	DY	YR	DAY OF WK	HR	HR VOL	PERCENT OF AADT	HOUR NUMBER	AADT	NORTH VOLUME	SOUTH VOLUME	PERCENT NORTH IS OF TOTAL VOLUME	PERCENT SOUTH IS OF TOTAL VOLUME
8	3	2014	1	17	385	15.55	113	2476	215	170	55.84	44.16
8	30	2014	7	14	385	15.55	114	2476	161	224	41.82	58.18
6	22	2014	1	14	384	15.51	115	2476	208	176	54.17	45.83
7	26	2014	7	16	384	15.51	116	2476	197	187	51.30	48.70
7	19	2014	7	14	383	15.47	117	2476	170	213	44.39	55.61
8	9	2014	7	16	383	15.47	118	2476	195	188	50.91	49.09
9	1	2014	2	11	383	15.47	119	2476	258	125	67.36	32.64
8	10	2014	1	11	382	15.43	120	2476	194	188	50.79	49.21
8	23	2014	7	15	382	15.43	121	2476	192	190	50.26	49.74
7	3	2014	5	16	381	15.39	122	2476	159	222	41.73	58.27
6	1	2014	1	16	380	15.35	123	2476	187	193	49.21	50.79
8	22	2014	6	14	379	15.31	124	2476	160	219	42.22	57.78
9	7	2014	1	16	379	15.31	125	2476	235	144	62.01	37.99
7	26	2014	7	13	378	15.27	126	2476	159	219	42.06	57.94
8	30	2014	7	15	377	15.23	127	2476	187	190	49.60	50.40
7	19	2014	7	11	376	15.19	128	2476	179	197	47.61	52.39
8	1	2014	6	13	375	15.15	129	2476	181	194	48.27	51.73
8	8	2014	6	13	374	15.11	130	2476	173	201	46.26	53.74
5	24	2014	7	15	373	15.06	131	2476	171	202	45.84	54.16
8	22	2014	6	15	373	15.06	132	2476	172	201	46.11	53.89
8	30	2014	7	12	373	15.06	133	2476	133	240	35.66	64.34
8	15	2014	6	16	372	15.02	134	2476	168	204	45.16	54.84
8	17	2014	1	12	372	15.02	135	2476	213	159	57.26	42.74
7	27	2014	1	11	371	14.98	136	2476	214	157	57.68	42.32
8	31	2014	1	12	371	14.98	137	2476	186	185	50.13	49.87
9	7	2014	1	13	371	14.98	138	2476	208	163	56.06	43.94
8	29	2014	6	16	370	14.94	139	2476	164	206	44.32	55.68
5	25	2014	1	12	368	14.86	140	2476	167	201	45.38	54.62
7	25	2014	6	17	367	14.82	141	2476	174	193	47.41	52.59
8	3	2014	1	18	367	14.82	142	2476	253	114	68.94	31.06
8	23	2014	7	11	367	14.82	143	2476	187	180	50.95	49.05
7	13	2014	1	17	366	14.78	144	2476	224	142	61.20	38.80
8	2	2014	7	14	366	14.78	145	2476	153	213	41.80	58.20
7	12	2014	7	14	365	14.74	146	2476	154	211	42.19	57.81
8	17	2014	1	18	365	14.74	147	2476	235	130	64.38	35.62
7	12	2014	7	16	364	14.70	148	2476	182	182	50.00	50.00
8	8	2014	6	17	364	14.70	149	2476	158	206	43.41	56.59
8	22	2014	6	17	364	14.70	150	2476	146	218	40.11	59.89
7	12	2014	7	11	363	14.66	151	2476	158	205	43.53	56.47
9	7	2014	1	12	363	14.66	152	2476	213	150	58.68	41.32
8	31	2014	1	16	362	14.62	153	2476	203	159	56.08	43.92
6	21	2014	7	15	361	14.58	154	2476	172	189	47.65	52.35
6	29	2014	1	13	361	14.58	155	2476	187	174	51.80	48.20
7	26	2014	7	10	361	14.58	156	2476	178	183	49.31	50.69
8	29	2014	6	14	361	14.58	157	2476	129	232	35.73	64.27
8	29	2014	6	13	360	14.54	158	2476	184	176	51.11	48.89
8	22	2014	6	13	359	14.50	159	2476	177	182	49.30	50.70
9	1	2014	2	16	359	14.50	160	2476	226	133	62.95	37.05
9	7	2014	1	17	358	14.46	161	2476	212	146	59.22	40.78

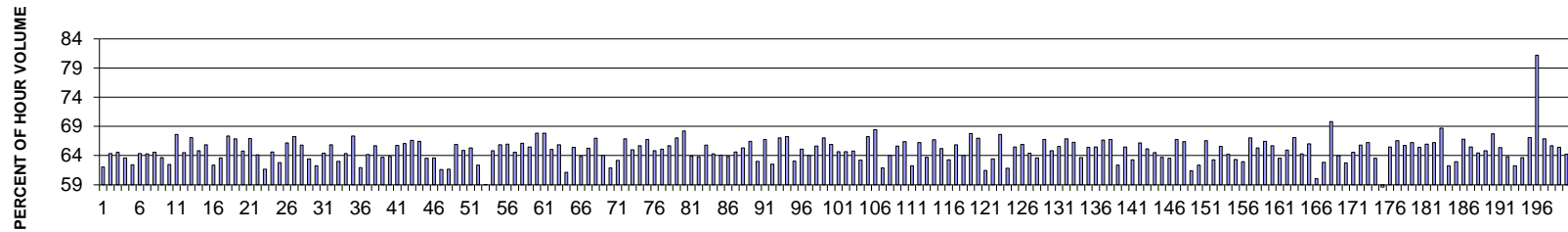
MO	DY	YR	DAY OF WK	HR	HR VOL	PERCENT OF AADT	HOUR NUMBER	AADT	NORTH VOLUME	SOUTH VOLUME	PERCENT NORTH IS OF TOTAL VOLUME	PERCENT SOUTH IS OF TOTAL VOLUME
7	5	2014	7	17	357	14.42	162	2476	184	173	51.54	48.46
9	6	2014	7	12	357	14.42	163	2476	153	204	42.86	57.14
7	26	2014	7	12	356	14.38	164	2476	152	204	42.70	57.30
9	6	2014	7	13	356	14.38	165	2476	136	220	38.20	61.80
8	3	2014	1	11	355	14.34	166	2476	212	143	59.72	40.28
5	11	2014	1	14	354	14.30	167	2476	221	133	62.43	37.57
8	17	2014	1	11	354	14.30	168	2476	211	143	59.60	40.40
8	15	2014	6	13	353	14.26	169	2476	152	201	43.06	56.94
8	23	2014	7	16	353	14.26	170	2476	196	157	55.52	44.48
6	1	2014	1	14	352	14.22	171	2476	200	152	56.82	43.18
7	4	2014	6	11	352	14.22	172	2476	145	207	41.19	58.81
7	26	2014	7	17	352	14.22	173	2476	179	173	50.85	49.15
8	8	2014	6	14	351	14.18	174	2476	159	192	45.30	54.70
7	3	2014	5	17	349	14.10	175	2476	146	203	41.83	58.17
7	6	2014	1	18	349	14.10	176	2476	223	126	63.90	36.10
8	1	2014	6	12	349	14.10	177	2476	167	182	47.85	52.15
5	31	2014	7	13	348	14.05	178	2476	97	251	27.87	72.13
8	23	2014	7	13	348	14.05	179	2476	138	210	39.66	60.34
9	6	2014	7	14	347	14.01	180	2476	144	203	41.50	58.50
9	6	2014	7	15	347	14.01	181	2476	163	184	46.97	53.03
6	1	2014	1	15	346	13.97	182	2476	199	147	57.51	42.49
8	2	2014	7	10	346	13.97	183	2476	194	152	56.07	43.93
8	18	2014	2	15	346	13.97	184	2476	180	166	52.02	47.98
9	14	2014	1	13	346	13.97	185	2476	175	171	50.58	49.42
7	5	2014	7	11	345	13.93	186	2476	194	151	56.23	43.77
8	2	2014	7	17	345	13.93	187	2476	175	170	50.72	49.28
5	24	2014	7	16	344	13.89	188	2476	164	180	47.67	52.33
8	21	2014	5	15	344	13.89	189	2476	178	166	51.74	48.26
6	20	2014	6	15	343	13.85	190	2476	155	188	45.19	54.81
7	4	2014	6	16	343	13.85	191	2476	137	206	39.94	60.06
5	11	2014	1	13	342	13.81	192	2476	183	159	53.51	46.49
7	20	2014	1	17	342	13.81	193	2476	214	128	62.57	37.43
7	25	2014	6	16	342	13.81	194	2476	143	199	41.81	58.19
8	16	2014	7	17	342	13.81	195	2476	167	175	48.83	51.17
9	14	2014	1	14	342	13.81	196	2476	173	169	50.58	49.42
7	27	2014	1	19	341	13.77	197	2476	217	124	63.64	36.36
8	24	2014	1	18	341	13.77	198	2476	220	121	64.52	35.48
6	21	2014	7	16	340	13.73	199	2476	177	163	52.06	47.94
7	13	2014	1	11	340	13.73	200	2476	192	148	56.47	43.53

**SR 522 MP 13.30 WOODINVILLE ADC SITE P19
K FOR PEAK 200 HOURS OF 2014**



AADT= 48380 K 30 FACTOR= 8.62 K 100 FACTOR= 8.41 K 200 FACTOR= 8.27 D 30 FACTOR= 62.26

**SR 522 MP 13.30 WOODINVILLE ADC SITE P19
D % IN THE PEAK 200 HOURS OF 2014**



MO	DY	YR	DAY OF WK	HR	HR VOL	PERCENT OF AADT	HOUR NUMBER	AADT	EAST VOLUME	WEST VOLUME	PERCENT EAST IS OF TOTAL VOLUME	PERCENT WEST IS OF TOTAL VOLUME
8	22	2014	6	16	4368	9.03	1	48380	2710	1658	62.04	37.96
10	10	2014	6	16	4345	8.98	2	48380	2795	1550	64.33	35.67
8	15	2014	6	16	4321	8.93	3	48380	2789	1532	64.55	35.45
8	15	2014	6	17	4314	8.92	4	48380	2743	1571	63.58	36.42
8	26	2014	3	16	4311	8.91	5	48380	2692	1619	62.44	37.56
8	25	2014	2	17	4287	8.86	6	48380	2759	1528	64.36	35.64
12	22	2014	2	17	4285	8.86	7	48380	2755	1530	64.29	35.71
8	21	2014	5	17	4279	8.84	8	48380	2762	1517	64.55	35.45
8	28	2014	5	17	4275	8.84	9	48380	2721	1554	63.65	36.35
8	28	2014	5	16	4267	8.82	10	48380	2665	1602	62.46	37.54
9	9	2014	3	17	4267	8.82	11	48380	2886	1381	67.64	32.36
7	3	2014	5	16	4255	8.79	12	48380	2745	1510	64.51	35.49

MO	DY	YR	DAY OF WK	HR	HR VOL	PERCENT OF AADT	HOUR NUMBER	AADT	EAST VOLUME	WEST VOLUME	PERCENT EAST IS OF TOTAL VOLUME	PERCENT WEST IS OF TOTAL VOLUME
5	21	2014	4	17	4252	8.79	13	48380	2852	1400	67.07	32.93
10	10	2014	6	17	4246	8.78	14	48380	2752	1494	64.81	35.19
10	3	2014	6	17	4241	8.77	15	48380	2792	1449	65.83	34.17
8	25	2014	2	16	4229	8.74	16	48380	2637	1592	62.36	37.64
8	8	2014	6	16	4216	8.71	17	48380	2682	1534	63.61	36.39
6	19	2014	5	17	4215	8.71	18	48380	2839	1376	67.35	32.65
10	9	2014	5	17	4206	8.69	19	48380	2813	1393	66.88	33.12
8	26	2014	3	17	4199	8.68	20	48380	2720	1479	64.78	35.22
6	20	2014	6	17	4193	8.67	21	48380	2806	1387	66.92	33.08
8	14	2014	5	17	4193	8.67	22	48380	2689	1504	64.13	35.87
9	12	2014	6	16	4189	8.66	23	48380	2583	1606	61.66	38.34
6	11	2014	4	17	4183	8.65	24	48380	2704	1479	64.64	35.36
12	30	2014	3	17	4182	8.64	25	48380	2626	1556	62.79	37.21
10	6	2014	2	16	4181	8.64	26	48380	2767	1414	66.18	33.82
4	14	2014	2	17	4180	8.64	27	48380	2810	1370	67.22	32.78
11	26	2014	4	16	4175	8.63	28	48380	2747	1428	65.80	34.20
8	22	2014	6	17	4170	8.62	29	48380	2644	1526	63.41	36.59
1	17	2014	6	16	4168	8.62	30	48380	2595	1573	62.26	37.74
6	4	2014	4	17	4167	8.61	31	48380	2683	1484	64.39	35.61
6	24	2014	3	17	4167	8.61	32	48380	2743	1424	65.83	34.17
12	12	2014	6	16	4159	8.60	33	48380	2621	1538	63.02	36.98
7	7	2014	2	17	4154	8.59	34	48380	2674	1480	64.37	35.63
10	6	2014	2	17	4153	8.58	35	48380	2797	1356	67.35	32.65
11	7	2014	6	16	4151	8.58	36	48380	2571	1580	61.94	38.06
11	7	2014	6	17	4150	8.58	37	48380	2663	1487	64.17	35.83
11	19	2014	4	16	4149	8.58	38	48380	2726	1423	65.70	34.30
8	7	2014	5	16	4146	8.57	39	48380	2640	1506	63.68	36.32
5	23	2014	6	16	4144	8.57	40	48380	2647	1497	63.88	36.12
6	25	2014	4	17	4144	8.57	41	48380	2725	1419	65.76	34.24
7	1	2014	3	17	4142	8.56	42	48380	2736	1406	66.06	33.94
8	7	2014	5	17	4141	8.56	43	48380	2758	1383	66.60	33.40
6	6	2014	6	17	4137	8.55	44	48380	2748	1389	66.42	33.58
10	3	2014	6	16	4133	8.54	45	48380	2627	1506	63.56	36.44
12	19	2014	6	16	4133	8.54	46	48380	2628	1505	63.59	36.41
9	12	2014	6	17	4132	8.54	47	48380	2546	1586	61.62	38.38
4	25	2014	6	16	4124	8.52	48	48380	2542	1582	61.64	38.36
7	25	2014	6	16	4124	8.52	49	48380	2717	1407	65.88	34.12
8	27	2014	4	17	4124	8.52	50	48380	2676	1448	64.89	35.11
8	20	2014	4	17	4123	8.52	51	48380	2693	1430	65.32	34.68
12	31	2014	4	16	4121	8.52	52	48380	2570	1551	62.36	37.64
8	15	2014	6	15	4118	8.51	53	48380	2430	1688	59.01	40.99

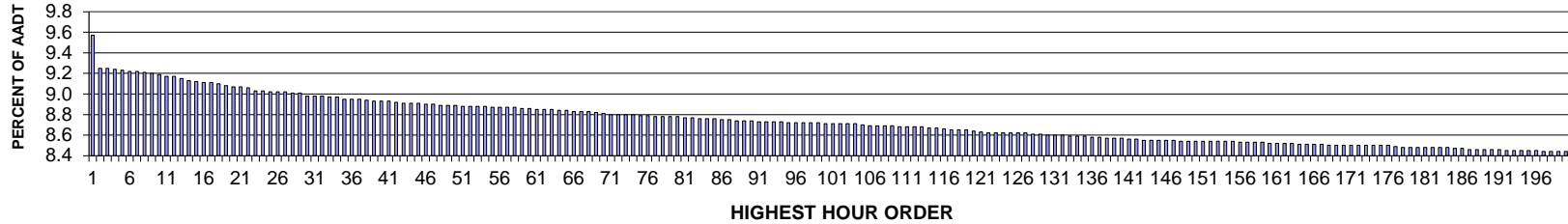
MO	DY	YR	DAY OF WK	HR	HR VOL	PERCENT OF AADT	HOUR NUMBER	AADT	EAST VOLUME	WEST VOLUME	PERCENT EAST IS OF TOTAL VOLUME	PERCENT WEST IS OF TOTAL VOLUME
11	20	2014	5	16	4118	8.51	54	48380	2670	1448	64.84	35.16
3	12	2014	4	17	4116	8.51	55	48380	2710	1406	65.84	34.16
6	3	2014	3	17	4116	8.51	56	48380	2715	1401	65.96	34.04
5	13	2014	3	16	4114	8.50	57	48380	2655	1459	64.54	35.46
12	3	2014	4	16	4113	8.50	58	48380	2720	1393	66.13	33.87
7	3	2014	5	17	4107	8.49	59	48380	2688	1419	65.45	34.55
12	16	2014	3	17	4107	8.49	60	48380	2786	1321	67.84	32.16
8	6	2014	4	17	4105	8.48	61	48380	2785	1320	67.84	32.16
10	2	2014	5	17	4105	8.48	62	48380	2670	1435	65.04	34.96
8	1	2014	6	16	4104	8.48	63	48380	2703	1401	65.86	34.14
12	22	2014	2	16	4104	8.48	64	48380	2509	1595	61.14	38.86
5	14	2014	4	17	4103	8.48	65	48380	2684	1419	65.42	34.58
6	27	2014	6	16	4103	8.48	66	48380	2621	1482	63.88	36.12
5	29	2014	5	17	4102	8.48	67	48380	2676	1426	65.24	34.76
8	19	2014	3	17	4102	8.48	68	48380	2748	1354	66.99	33.01
8	29	2014	6	16	4102	8.48	69	48380	2627	1475	64.04	35.96
1	31	2014	6	16	4101	8.48	70	48380	2537	1564	61.86	38.14
5	21	2014	4	16	4101	8.48	71	48380	2591	1510	63.18	36.82
4	28	2014	2	17	4098	8.47	72	48380	2740	1358	66.86	33.14
7	31	2014	5	16	4097	8.47	73	48380	2662	1435	64.97	35.03
5	15	2014	5	17	4093	8.46	74	48380	2688	1405	65.67	34.33
9	4	2014	5	17	4092	8.46	75	48380	2731	1361	66.74	33.26
5	22	2014	5	17	4091	8.46	76	48380	2652	1439	64.83	35.17
7	2	2014	4	17	4090	8.45	77	48380	2663	1427	65.11	34.89
7	15	2014	3	17	4090	8.45	78	48380	2686	1404	65.67	34.33
10	8	2014	4	17	4089	8.45	79	48380	2740	1349	67.01	32.99
1	27	2014	2	17	4086	8.45	80	48380	2787	1299	68.21	31.79
9	5	2014	6	17	4086	8.45	81	48380	2612	1474	63.93	36.07
9	9	2014	3	16	4086	8.45	82	48380	2608	1478	63.83	36.17
5	30	2014	6	17	4085	8.44	83	48380	2688	1397	65.80	34.20
2	14	2014	6	17	4082	8.44	84	48380	2624	1458	64.28	35.72
10	24	2014	6	16	4082	8.44	85	48380	2616	1466	64.09	35.91
4	1	2014	3	16	4078	8.43	86	48380	2604	1474	63.85	36.15
6	12	2014	5	17	4077	8.43	87	48380	2635	1442	64.63	35.37
2	19	2014	4	17	4076	8.42	88	48380	2663	1413	65.33	34.67
7	8	2014	3	17	4076	8.42	89	48380	2709	1367	66.46	33.54
5	22	2014	5	16	4075	8.42	90	48380	2567	1508	62.99	37.01
6	9	2014	2	17	4075	8.42	91	48380	2720	1355	66.75	33.25
9	19	2014	6	16	4075	8.42	92	48380	2548	1527	62.53	37.47
3	31	2014	2	17	4074	8.42	93	48380	2731	1343	67.03	32.97
10	7	2014	3	17	4073	8.42	94	48380	2739	1334	67.25	32.75

MO	DY	YR	DAY OF WK	HR	HR VOL	PERCENT OF AADT	HOUR NUMBER	AADT	EAST VOLUME	WEST VOLUME	PERCENT EAST IS OF TOTAL VOLUME	PERCENT WEST IS OF TOTAL VOLUME
1	24	2014	6	17	4072	8.42	95	48380	2568	1504	63.06	36.94
5	16	2014	6	17	4072	8.42	96	48380	2651	1421	65.10	34.90
8	5	2014	3	16	4070	8.41	97	48380	2607	1463	64.05	35.95
1	31	2014	6	17	4069	8.41	98	48380	2670	1399	65.62	34.38
5	12	2014	2	17	4069	8.41	99	48380	2728	1341	67.04	32.96
8	4	2014	2	17	4069	8.41	100	48380	2682	1387	65.91	34.09
8	20	2014	4	16	4069	8.41	101	48380	2631	1438	64.66	35.34
8	6	2014	4	16	4068	8.41	102	48380	2630	1438	64.65	35.35
7	18	2014	6	16	4067	8.41	103	48380	2635	1432	64.79	35.21
7	30	2014	4	16	4067	8.41	104	48380	2572	1495	63.24	36.76
9	22	2014	2	17	4066	8.40	105	48380	2734	1332	67.24	32.76
10	27	2014	2	17	4066	8.40	106	48380	2783	1283	68.45	31.55
4	4	2014	6	16	4064	8.40	107	48380	2515	1549	61.88	38.12
5	14	2014	4	16	4064	8.40	108	48380	2601	1463	64.00	36.00
6	10	2014	3	17	4062	8.40	109	48380	2665	1397	65.61	34.39
6	26	2014	5	17	4062	8.40	110	48380	2697	1365	66.40	33.60
8	21	2014	5	16	4061	8.39	111	48380	2529	1532	62.28	37.72
8	1	2014	6	17	4060	8.39	112	48380	2689	1371	66.23	33.77
8	27	2014	4	16	4060	8.39	113	48380	2587	1473	63.72	36.28
9	3	2014	4	17	4058	8.39	114	48380	2707	1351	66.71	33.29
6	17	2014	3	17	4057	8.39	115	48380	2646	1411	65.22	34.78
1	10	2014	6	16	4056	8.38	116	48380	2567	1489	63.29	36.71
5	19	2014	2	16	4056	8.38	117	48380	2670	1386	65.83	34.17
6	10	2014	3	16	4056	8.38	118	48380	2597	1459	64.03	35.97
4	30	2014	4	17	4055	8.38	119	48380	2749	1306	67.79	32.21
5	13	2014	3	17	4054	8.38	120	48380	2716	1338	67.00	33.00
3	3	2014	2	16	4053	8.38	121	48380	2491	1562	61.46	38.54
9	19	2014	6	17	4053	8.38	122	48380	2572	1481	63.46	36.54
5	5	2014	2	17	4052	8.38	123	48380	2739	1313	67.60	32.40
2	14	2014	6	16	4050	8.37	124	48380	2504	1546	61.83	38.17
6	18	2014	4	17	4049	8.37	125	48380	2651	1398	65.47	34.53
2	26	2014	4	17	4048	8.37	126	48380	2667	1381	65.88	34.12
4	25	2014	6	17	4048	8.37	127	48380	2606	1442	64.38	35.62
5	2	2014	6	16	4047	8.37	128	48380	2573	1474	63.58	36.42
8	18	2014	2	17	4046	8.36	129	48380	2702	1344	66.78	33.22
6	20	2014	6	16	4043	8.36	130	48380	2622	1421	64.85	35.15
10	8	2014	4	16	4043	8.36	131	48380	2652	1391	65.59	34.41
8	11	2014	2	17	4042	8.35	132	48380	2702	1340	66.85	33.15
9	4	2014	5	16	4042	8.35	133	48380	2679	1363	66.28	33.72
5	9	2014	6	16	4041	8.35	134	48380	2573	1468	63.67	36.33
6	23	2014	2	17	4041	8.35	135	48380	2643	1398	65.40	34.60

MO	DY	YR	DAY OF WK	HR	HR VOL	PERCENT OF AADT	HOUR NUMBER	AADT	EAST VOLUME	WEST VOLUME	PERCENT EAST IS OF TOTAL VOLUME	PERCENT WEST IS OF TOTAL VOLUME
9	17	2014	4	17	4041	8.35	136	48380	2647	1394	65.50	34.50
11	10	2014	2	17	4041	8.35	137	48380	2694	1347	66.67	33.33
3	27	2014	5	17	4040	8.35	138	48380	2697	1343	66.76	33.24
6	13	2014	6	16	4040	8.35	139	48380	2519	1521	62.35	37.65
7	17	2014	5	17	4040	8.35	140	48380	2645	1395	65.47	34.53
6	11	2014	4	16	4038	8.35	141	48380	2555	1483	63.27	36.73
7	30	2014	4	17	4038	8.35	142	48380	2672	1366	66.17	33.83
10	21	2014	3	16	4038	8.35	143	48380	2630	1408	65.13	34.87
9	26	2014	6	16	4037	8.34	144	48380	2604	1433	64.50	35.50
10	16	2014	5	16	4037	8.34	145	48380	2571	1466	63.69	36.31
10	2	2014	5	16	4036	8.34	146	48380	2564	1472	63.53	36.47
12	3	2014	4	17	4036	8.34	147	48380	2695	1341	66.77	33.23
10	27	2014	2	16	4034	8.34	148	48380	2678	1356	66.39	33.61
12	23	2014	3	16	4034	8.34	149	48380	2477	1557	61.40	38.60
5	29	2014	5	16	4033	8.34	150	48380	2514	1519	62.34	37.66
5	9	2014	6	17	4032	8.33	151	48380	2684	1348	66.57	33.43
6	25	2014	4	16	4031	8.33	152	48380	2550	1481	63.26	36.74
7	28	2014	2	17	4031	8.33	153	48380	2644	1387	65.59	34.41
7	8	2014	3	16	4029	8.33	154	48380	2589	1440	64.26	35.74
5	16	2014	6	16	4028	8.33	155	48380	2551	1477	63.33	36.67
2	21	2014	6	16	4026	8.32	156	48380	2535	1491	62.97	37.03
11	19	2014	4	17	4026	8.32	157	48380	2699	1327	67.04	32.96
8	11	2014	2	16	4025	8.32	158	48380	2629	1396	65.32	34.68
8	13	2014	4	17	4024	8.32	159	48380	2674	1350	66.45	33.55
12	19	2014	6	17	4024	8.32	160	48380	2643	1381	65.68	34.32
2	21	2014	6	17	4023	8.32	161	48380	2556	1467	63.53	36.47
9	5	2014	6	16	4023	8.32	162	48380	2612	1411	64.93	35.07
9	8	2014	2	17	4023	8.32	163	48380	2699	1324	67.09	32.91
4	11	2014	6	16	4021	8.31	164	48380	2585	1436	64.29	35.71
4	9	2014	4	17	4020	8.31	165	48380	2654	1366	66.02	33.98
8	22	2014	6	15	4019	8.31	166	48380	2413	1606	60.04	39.96
8	14	2014	5	16	4018	8.31	167	48380	2525	1493	62.84	37.16
10	28	2014	3	17	4018	8.31	168	48380	2805	1213	69.81	30.19
5	1	2014	5	16	4017	8.30	169	48380	2570	1447	63.98	36.02
5	15	2014	5	16	4016	8.30	170	48380	2520	1496	62.75	37.25
6	5	2014	5	17	4016	8.30	171	48380	2593	1423	64.57	35.43
8	5	2014	3	17	4016	8.30	172	48380	2643	1373	65.81	34.19
10	16	2014	5	17	4016	8.30	173	48380	2659	1357	66.21	33.79
10	17	2014	6	16	4016	8.30	174	48380	2552	1464	63.55	36.45
12	30	2014	3	16	4015	8.30	175	48380	2353	1662	58.61	41.39
10	29	2014	4	16	4014	8.30	176	48380	2628	1386	65.47	34.53

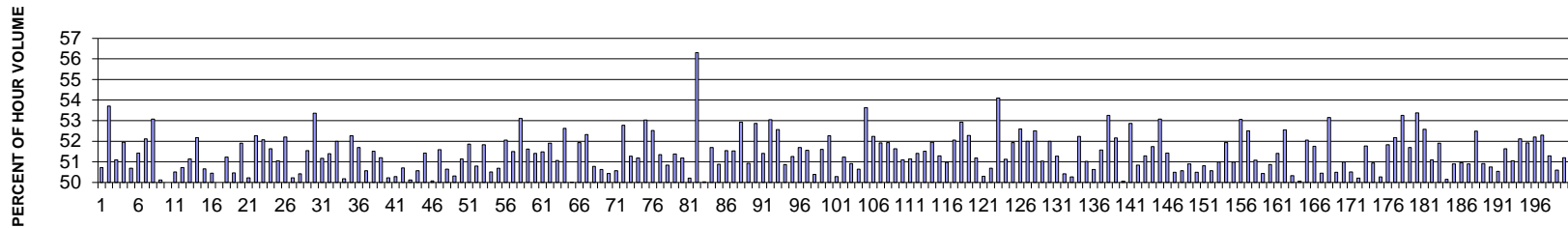
MO	DY	YR	DAY OF WK	HR	HR VOL	PERCENT OF AADT	HOUR NUMBER	AADT	EAST VOLUME	WEST VOLUME	PERCENT EAST IS OF TOTAL VOLUME	PERCENT WEST IS OF TOTAL VOLUME
5	19	2014	2	17	4013	8.29	177	48380	2670	1343	66.53	33.47
7	31	2014	5	17	4013	8.29	178	48380	2639	1374	65.76	34.24
10	28	2014	3	16	4013	8.29	179	48380	2657	1356	66.21	33.79
11	5	2014	4	16	4011	8.29	180	48380	2624	1387	65.42	34.58
10	7	2014	3	16	4010	8.29	181	48380	2645	1365	65.96	34.04
5	7	2014	4	17	4008	8.28	182	48380	2655	1353	66.24	33.76
11	17	2014	2	17	4008	8.28	183	48380	2753	1255	68.69	31.31
4	10	2014	5	16	4006	8.28	184	48380	2493	1513	62.23	37.77
6	5	2014	5	16	4006	8.28	185	48380	2521	1485	62.93	37.07
8	21	2014	5	18	4005	8.28	186	48380	2677	1328	66.84	33.16
11	13	2014	5	16	4005	8.28	187	48380	2622	1383	65.47	34.53
2	28	2014	6	16	4004	8.28	188	48380	2580	1424	64.44	35.56
12	15	2014	2	16	4004	8.28	189	48380	2596	1408	64.84	35.16
5	20	2014	3	17	4003	8.27	190	48380	2712	1291	67.75	32.25
9	18	2014	5	17	4003	8.27	191	48380	2617	1386	65.38	34.62
12	5	2014	6	16	4003	8.27	192	48380	2555	1448	63.83	36.17
7	3	2014	5	15	4002	8.27	193	48380	2491	1511	62.24	37.76
10	1	2014	4	16	4002	8.27	194	48380	2548	1454	63.67	36.33
4	29	2014	3	17	4001	8.27	195	48380	2683	1318	67.06	32.94
5	21	2014	4	7	4001	8.27	196	48380	752	3249	18.80	81.20
9	10	2014	4	17	4001	8.27	197	48380	2676	1325	66.88	33.12
3	7	2014	6	17	4000	8.27	198	48380	2627	1373	65.68	34.33
4	29	2014	3	16	4000	8.27	199	48380	2617	1383	65.43	34.58
9	18	2014	5	16	3999	8.27	200	48380	2569	1430	64.24	35.76

**SR 018 MP 5.26 AUBURN EAST ADC SITE P20
K FOR PEAK 200 HOURS OF 2014**



AADT= 58473 K 30 FACTOR= 8.98 K 100 FACTOR= 8.71 K 200 FACTOR= 8.44 D 30 FACTOR= 53.36

**SR 018 MP 5.26 AUBURN EAST ADC SITE P20
D % IN THE PEAK 200 HOURS OF 2014**



MO	DY	YR	DAY OF WK	HR	HR VOL	PERCENT OF AADT	HOUR NUMBER	AADT	EAST VOLUME	WEST VOLUME	PERCENT EAST IS OF TOTAL VOLUME	PERCENT WEST IS OF TOTAL VOLUME
5	16	2014	6	17	5598	9.57	1	58473	2759	2839	49.29	50.71
7	25	2014	6	17	5406	9.25	2	58473	2903	2503	53.70	46.30
10	3	2014	6	17	5406	9.25	3	58473	2762	2644	51.09	48.91
10	10	2014	6	17	5401	9.24	4	58473	2806	2595	51.95	48.05
6	6	2014	6	16	5397	9.23	5	58473	2736	2661	50.69	49.31
9	19	2014	6	17	5391	9.22	6	58473	2619	2772	48.58	51.42
6	6	2014	6	17	5389	9.22	7	58473	2808	2581	52.11	47.89
6	13	2014	6	17	5385	9.21	8	58473	2858	2527	53.07	46.93
8	22	2014	6	16	5382	9.20	9	58473	2685	2697	49.89	50.11
11	7	2014	6	17	5372	9.19	10	58473	2686	2686	50.00	50.00
5	30	2014	6	17	5363	9.17	11	58473	2654	2709	49.49	50.51
10	24	2014	6	17	5362	9.17	12	58473	2719	2643	50.71	49.29

MO	DY	YR	DAY OF WK	HR	HR VOL	PERCENT OF AADT	HOUR NUMBER	AADT	EAST VOLUME	WEST VOLUME	PERCENT EAST IS OF TOTAL VOLUME	PERCENT WEST IS OF TOTAL VOLUME
5	22	2014	5	17	5349	9.15	13	58473	2735	2614	51.13	48.87
6	20	2014	6	17	5337	9.13	14	58473	2785	2552	52.18	47.82
9	4	2014	5	17	5330	9.12	15	58473	2700	2630	50.66	49.34
8	1	2014	6	17	5329	9.11	16	58473	2641	2688	49.56	50.44
11	13	2014	5	16	5328	9.11	17	58473	2664	2664	50.00	50.00
6	20	2014	6	16	5319	9.10	18	58473	2725	2594	51.23	48.77
8	8	2014	6	16	5311	9.08	19	58473	2680	2631	50.46	49.54
11	13	2014	5	15	5303	9.07	20	58473	2551	2752	48.10	51.90
7	3	2014	5	16	5301	9.07	21	58473	2662	2639	50.22	49.78
9	19	2014	6	16	5296	9.06	22	58473	2528	2768	47.73	52.27
5	16	2014	6	16	5281	9.03	23	58473	2750	2531	52.07	47.93
10	10	2014	6	16	5278	9.03	24	58473	2725	2553	51.63	48.37
5	16	2014	6	18	5277	9.02	25	58473	2694	2583	51.05	48.95
8	22	2014	6	17	5276	9.02	26	58473	2754	2522	52.20	47.80
5	2	2014	6	18	5273	9.02	27	58473	2648	2625	50.22	49.78
5	2	2014	6	17	5270	9.01	28	58473	2657	2613	50.42	49.58
9	19	2014	6	18	5266	9.01	29	58473	2552	2714	48.46	51.54
7	25	2014	6	18	5251	8.98	30	58473	2802	2449	53.36	46.64
5	15	2014	5	17	5250	8.98	31	58473	2686	2564	51.16	48.84
6	26	2014	5	17	5250	8.98	32	58473	2698	2552	51.39	48.61
7	25	2014	6	16	5247	8.97	33	58473	2728	2519	51.99	48.01
4	25	2014	6	17	5245	8.97	34	58473	2632	2613	50.18	49.82
10	31	2014	6	17	5236	8.95	35	58473	2737	2499	52.27	47.73
6	13	2014	6	16	5235	8.95	36	58473	2706	2529	51.69	48.31
8	14	2014	5	17	5233	8.95	37	58473	2646	2587	50.56	49.44
8	15	2014	6	16	5226	8.94	38	58473	2692	2534	51.51	48.49
5	23	2014	6	17	5219	8.93	39	58473	2672	2547	51.20	48.80
5	30	2014	6	16	5219	8.93	40	58473	2621	2598	50.22	49.78
7	18	2014	6	16	5219	8.93	41	58473	2624	2595	50.28	49.72
11	7	2014	6	16	5213	8.92	42	58473	2643	2570	50.70	49.30
10	3	2014	6	16	5209	8.91	43	58473	2611	2598	50.12	49.88
4	18	2014	6	17	5208	8.91	44	58473	2633	2575	50.56	49.44
6	5	2014	5	17	5208	8.91	45	58473	2678	2530	51.42	48.58
5	29	2014	5	17	5203	8.90	46	58473	2605	2598	50.07	49.93
7	31	2014	5	17	5203	8.90	47	58473	2684	2519	51.59	48.41
10	24	2014	6	16	5201	8.89	48	58473	2634	2567	50.64	49.36
4	4	2014	6	17	5200	8.89	49	58473	2584	2616	49.69	50.31
9	26	2014	6	16	5196	8.89	50	58473	2657	2539	51.14	48.86
5	9	2014	6	17	5195	8.88	51	58473	2694	2501	51.86	48.14
5	30	2014	6	18	5194	8.88	52	58473	2638	2556	50.79	49.21
2	28	2014	6	17	5192	8.88	53	58473	2691	2501	51.83	48.17

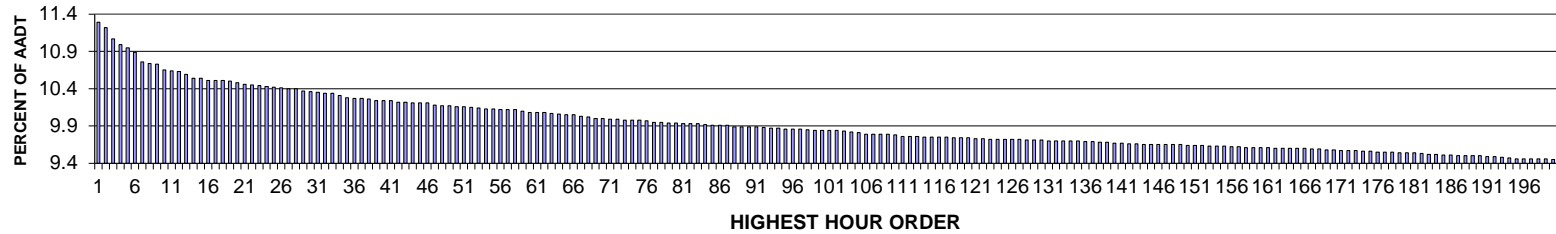
MO	DY	YR	DAY OF WK	HR	HR VOL	PERCENT OF AADT	HOUR NUMBER	AADT	EAST VOLUME	WEST VOLUME	PERCENT EAST IS OF TOTAL VOLUME	PERCENT WEST IS OF TOTAL VOLUME
3	21	2014	6	17	5190	8.88	54	58473	2569	2621	49.50	50.50
4	11	2014	6	17	5189	8.87	55	58473	2630	2559	50.68	49.32
5	14	2014	4	17	5188	8.87	56	58473	2701	2487	52.06	47.94
9	26	2014	6	17	5184	8.87	57	58473	2670	2514	51.50	48.50
10	10	2014	6	18	5184	8.87	58	58473	2753	2431	53.11	46.89
8	15	2014	6	17	5182	8.86	59	58473	2675	2507	51.62	48.38
6	27	2014	6	17	5181	8.86	60	58473	2663	2518	51.40	48.60
3	28	2014	6	17	5177	8.85	61	58473	2665	2512	51.48	48.52
6	19	2014	5	17	5173	8.85	62	58473	2685	2488	51.90	48.10
6	20	2014	6	18	5172	8.85	63	58473	2641	2531	51.06	48.94
6	25	2014	4	17	5171	8.84	64	58473	2721	2450	52.62	47.38
6	11	2014	4	17	5169	8.84	65	58473	2584	2585	49.99	50.01
8	7	2014	5	17	5162	8.83	66	58473	2681	2481	51.94	48.06
8	8	2014	6	18	5162	8.83	67	58473	2701	2461	52.32	47.68
11	7	2014	6	18	5162	8.83	68	58473	2541	2621	49.23	50.77
10	24	2014	6	18	5157	8.82	69	58473	2611	2546	50.63	49.37
3	21	2014	6	16	5154	8.81	70	58473	2555	2599	49.57	50.43
3	14	2014	6	17	5147	8.80	71	58473	2603	2544	50.57	49.43
9	25	2014	5	17	5146	8.80	72	58473	2716	2430	52.78	47.22
6	4	2014	4	17	5145	8.80	73	58473	2638	2507	51.27	48.73
10	3	2014	6	18	5143	8.80	74	58473	2632	2511	51.18	48.82
6	24	2014	3	17	5142	8.79	75	58473	2727	2415	53.03	46.97
7	1	2014	3	17	5141	8.79	76	58473	2700	2441	52.52	47.48
7	3	2014	5	17	5136	8.78	77	58473	2637	2499	51.34	48.66
10	17	2014	6	17	5136	8.78	78	58473	2611	2525	50.84	49.16
5	23	2014	6	16	5135	8.78	79	58473	2638	2497	51.37	48.63
5	2	2014	6	16	5133	8.78	80	58473	2627	2506	51.18	48.82
8	28	2014	5	17	5128	8.77	81	58473	2574	2554	50.20	49.80
8	3	2014	1	16	5127	8.77	82	58473	2240	2887	43.69	56.31
6	12	2014	5	17	5124	8.76	83	58473	2561	2563	49.98	50.02
7	30	2014	4	17	5122	8.76	84	58473	2648	2474	51.70	48.30
7	17	2014	5	17	5120	8.76	85	58473	2605	2515	50.88	49.12
10	31	2014	6	16	5116	8.75	86	58473	2637	2479	51.54	48.46
10	6	2014	2	17	5114	8.75	87	58473	2635	2479	51.53	48.47
7	10	2014	5	17	5110	8.74	88	58473	2704	2406	52.92	47.08
6	16	2014	2	17	5109	8.74	89	58473	2602	2507	50.93	49.07
10	9	2014	5	17	5108	8.74	90	58473	2700	2408	52.86	47.14
1	17	2014	6	17	5105	8.73	91	58473	2624	2481	51.40	48.60
7	11	2014	6	17	5103	8.73	92	58473	2707	2396	53.05	46.95
9	12	2014	6	17	5103	8.73	93	58473	2421	2682	47.44	52.56
9	18	2014	5	17	5103	8.73	94	58473	2596	2507	50.87	49.13

MO	DY	YR	DAY OF WK	HR	HR VOL	PERCENT OF AADT	HOUR NUMBER	AADT	EAST VOLUME	WEST VOLUME	PERCENT EAST IS OF TOTAL VOLUME	PERCENT WEST IS OF TOTAL VOLUME
2	14	2014	6	17	5101	8.72	95	58473	2615	2486	51.26	48.74
5	1	2014	5	17	5101	8.72	96	58473	2637	2464	51.70	48.30
7	24	2014	5	17	5099	8.72	97	58473	2629	2470	51.56	48.44
9	12	2014	6	18	5097	8.72	98	58473	2529	2568	49.62	50.38
11	25	2014	3	14	5097	8.72	99	58473	2630	2467	51.60	48.40
6	6	2014	6	18	5095	8.71	100	58473	2663	2432	52.27	47.73
7	3	2014	5	18	5095	8.71	101	58473	2562	2533	50.28	49.72
6	18	2014	4	17	5094	8.71	102	58473	2609	2485	51.22	48.78
4	25	2014	6	16	5093	8.71	103	58473	2593	2500	50.91	49.09
9	5	2014	6	16	5093	8.71	104	58473	2514	2579	49.36	50.64
9	12	2014	6	16	5085	8.70	105	58473	2358	2727	46.37	53.63
8	8	2014	6	17	5084	8.69	106	58473	2656	2428	52.24	47.76
8	1	2014	6	16	5081	8.69	107	58473	2638	2443	51.92	48.08
6	13	2014	6	18	5080	8.69	108	58473	2638	2442	51.93	48.07
6	17	2014	3	17	5079	8.69	109	58473	2623	2456	51.64	48.36
8	19	2014	3	17	5075	8.68	110	58473	2593	2482	51.09	48.91
9	26	2014	6	18	5074	8.68	111	58473	2595	2479	51.14	48.86
8	1	2014	6	18	5073	8.68	112	58473	2465	2608	48.59	51.41
8	13	2014	4	17	5073	8.68	113	58473	2613	2460	51.51	48.49
7	31	2014	5	18	5070	8.67	114	58473	2634	2436	51.95	48.05
10	2	2014	5	17	5068	8.67	115	58473	2599	2469	51.28	48.72
3	7	2014	6	17	5062	8.66	116	58473	2580	2482	50.97	49.03
7	2	2014	4	17	5060	8.65	117	58473	2634	2426	52.06	47.94
7	18	2014	6	17	5059	8.65	118	58473	2677	2382	52.92	47.08
7	11	2014	6	16	5055	8.65	119	58473	2643	2412	52.28	47.72
5	22	2014	5	18	5051	8.64	120	58473	2585	2466	51.18	48.82
11	18	2014	3	16	5044	8.63	121	58473	2537	2507	50.30	49.70
5	9	2014	6	16	5041	8.62	122	58473	2486	2555	49.32	50.68
7	9	2014	4	17	5041	8.62	123	58473	2727	2314	54.10	45.90
10	17	2014	6	16	5041	8.62	124	58473	2464	2577	48.88	51.12
6	19	2014	5	18	5039	8.62	125	58473	2617	2422	51.93	48.07
5	13	2014	3	17	5038	8.62	126	58473	2650	2388	52.60	47.40
7	31	2014	5	16	5038	8.62	127	58473	2620	2418	52.00	48.00
8	20	2014	4	18	5037	8.61	128	58473	2645	2392	52.51	47.49
8	29	2014	6	16	5032	8.61	129	58473	2568	2464	51.03	48.97
6	10	2014	3	17	5031	8.60	130	58473	2616	2415	52.00	48.00
8	1	2014	6	15	5030	8.60	131	58473	2451	2579	48.73	51.27
6	9	2014	2	17	5028	8.60	132	58473	2535	2493	50.42	49.58
8	25	2014	2	17	5025	8.59	133	58473	2526	2499	50.27	49.73
8	12	2014	3	17	5023	8.59	134	58473	2624	2399	52.24	47.76
7	30	2014	4	18	5020	8.59	135	58473	2561	2459	51.02	48.98

MO	DY	YR	DAY OF WK	HR	HR VOL	PERCENT OF AADT	HOUR NUMBER	AADT	EAST VOLUME	WEST VOLUME	PERCENT EAST IS OF TOTAL VOLUME	PERCENT WEST IS OF TOTAL VOLUME
4	25	2014	6	18	5016	8.58	136	58473	2539	2477	50.62	49.38
5	22	2014	5	16	5015	8.58	137	58473	2586	2429	51.57	48.43
8	20	2014	4	17	5011	8.57	138	58473	2669	2342	53.26	46.74
7	16	2014	4	18	5010	8.57	139	58473	2613	2397	52.16	47.84
9	16	2014	3	17	5010	8.57	140	58473	2502	2508	49.94	50.06
7	15	2014	3	17	5007	8.56	141	58473	2647	2360	52.87	47.13
8	28	2014	5	18	5003	8.56	142	58473	2543	2460	50.83	49.17
7	29	2014	3	17	5002	8.55	143	58473	2565	2437	51.28	48.72
8	7	2014	5	18	5002	8.55	144	58473	2588	2414	51.74	48.26
6	3	2014	3	17	5001	8.55	145	58473	2654	2347	53.07	46.93
10	1	2014	4	17	4998	8.55	146	58473	2570	2428	51.42	48.58
6	12	2014	5	16	4997	8.55	147	58473	2523	2474	50.49	49.51
9	15	2014	2	17	4996	8.54	148	58473	2526	2470	50.56	49.44
2	14	2014	6	16	4995	8.54	149	58473	2542	2453	50.89	49.11
4	2	2014	4	17	4995	8.54	150	58473	2522	2473	50.49	49.51
4	30	2014	4	17	4995	8.54	151	58473	2538	2457	50.81	49.19
6	2	2014	2	17	4995	8.54	152	58473	2526	2469	50.57	49.43
1	31	2014	6	17	4994	8.54	153	58473	2546	2448	50.98	49.02
5	15	2014	5	18	4993	8.54	154	58473	2593	2400	51.93	48.07
8	22	2014	6	18	4993	8.54	155	58473	2447	2546	49.01	50.99
8	15	2014	6	18	4987	8.53	156	58473	2646	2341	53.06	46.94
9	11	2014	5	17	4986	8.53	157	58473	2618	2368	52.51	47.49
5	9	2014	6	18	4985	8.53	158	58473	2546	2439	51.07	48.93
10	8	2014	4	17	4985	8.53	159	58473	2471	2514	49.57	50.43
5	20	2014	3	17	4984	8.52	160	58473	2535	2449	50.86	49.14
8	27	2014	4	17	4984	8.52	161	58473	2562	2422	51.40	48.60
8	26	2014	3	17	4982	8.52	162	58473	2618	2364	52.55	47.45
9	4	2014	5	16	4979	8.52	163	58473	2473	2506	49.67	50.33
5	7	2014	4	17	4976	8.51	164	58473	2485	2491	49.94	50.06
6	23	2014	2	17	4975	8.51	165	58473	2590	2385	52.06	47.94
8	6	2014	4	17	4975	8.51	166	58473	2575	2400	51.76	48.24
4	18	2014	6	16	4974	8.51	167	58473	2509	2465	50.44	49.56
1	24	2014	6	17	4973	8.50	168	58473	2643	2330	53.15	46.85
7	24	2014	5	18	4973	8.50	169	58473	2511	2462	50.49	49.51
7	16	2014	4	17	4972	8.50	170	58473	2535	2437	50.99	49.01
7	28	2014	2	17	4972	8.50	171	58473	2511	2461	50.50	49.50
8	21	2014	5	16	4972	8.50	172	58473	2496	2476	50.20	49.80
9	25	2014	5	18	4970	8.50	173	58473	2573	2397	51.77	48.23
8	21	2014	5	17	4969	8.50	174	58473	2531	2438	50.94	49.06
6	18	2014	4	18	4968	8.50	175	58473	2497	2471	50.26	49.74
7	22	2014	3	17	4968	8.50	176	58473	2575	2393	51.83	48.17

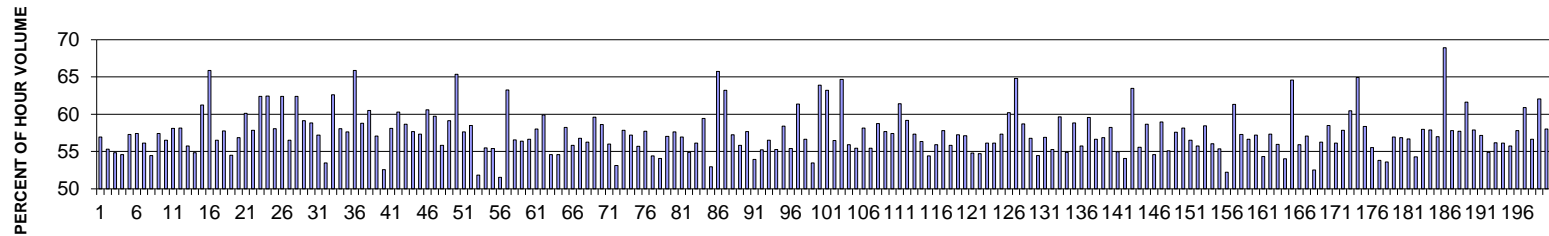
MO	DY	YR	DAY OF WK	HR	HR VOL	PERCENT OF AADT	HOUR NUMBER	AADT	EAST VOLUME	WEST VOLUME	PERCENT EAST IS OF TOTAL VOLUME	PERCENT WEST IS OF TOTAL VOLUME
4	4	2014	6	16	4966	8.49	177	58473	2591	2375	52.17	47.83
6	26	2014	5	18	4961	8.48	178	58473	2642	2319	53.26	46.74
6	30	2014	2	17	4961	8.48	179	58473	2565	2396	51.70	48.30
8	3	2014	1	15	4961	8.48	180	58473	2313	2648	46.62	53.38
7	17	2014	5	18	4960	8.48	181	58473	2608	2352	52.58	47.42
8	27	2014	4	16	4960	8.48	182	58473	2426	2534	48.91	51.09
3	14	2014	6	18	4959	8.48	183	58473	2574	2385	51.91	48.09
10	13	2014	2	17	4956	8.48	184	58473	2471	2485	49.86	50.14
8	5	2014	3	17	4954	8.47	185	58473	2521	2433	50.89	49.11
10	7	2014	3	17	4954	8.47	186	58473	2524	2430	50.95	49.05
4	11	2014	6	16	4949	8.46	187	58473	2519	2430	50.90	49.10
6	27	2014	6	18	4948	8.46	188	58473	2597	2351	52.49	47.51
8	29	2014	6	17	4948	8.46	189	58473	2429	2519	49.09	50.91
8	27	2014	4	18	4947	8.46	190	58473	2510	2437	50.74	49.26
9	9	2014	3	17	4946	8.46	191	58473	2499	2447	50.53	49.47
2	21	2014	6	17	4943	8.45	192	58473	2552	2391	51.63	48.37
5	28	2014	4	17	4943	8.45	193	58473	2523	2420	51.04	48.96
4	11	2014	6	18	4942	8.45	194	58473	2576	2366	52.12	47.88
8	3	2014	1	14	4942	8.45	195	58473	2376	2566	48.08	51.92
8	21	2014	5	18	4941	8.45	196	58473	2579	2362	52.20	47.80
3	13	2014	5	17	4938	8.44	197	58473	2582	2356	52.29	47.71
11	19	2014	4	16	4938	8.44	198	58473	2532	2406	51.28	48.72
8	11	2014	2	17	4934	8.44	199	58473	2496	2438	50.59	49.41
9	10	2014	4	17	4934	8.44	200	58473	2526	2408	51.20	48.80

**SR 009 MP 28.75 ARLINGTON ADC SITE P21
K FOR PEAK 200 HOURS OF 2014**



AADT= 12099 K 30 FACTOR= 10.36 K 100 FACTOR= 9.84 K 200 FACTOR= 9.45 D 30 FACTOR= 58.85

**SR 009 MP 28.75 ARLINGTON ADC SITE P21
D % IN THE PEAK 200 HOURS OF 2014**



MO	DY	YR	DAY OF WK	HR	HR VOL	PERCENT OF AADT	HOUR NUMBER	AADT	NORTH VOLUME	SOUTH VOLUME	PERCENT NORTH IS OF TOTAL VOLUME	PERCENT SOUTH IS OF TOTAL VOLUME
2	28	2014	6	17	1366	11.29	1	12099	778	588	56.95	43.05
1	24	2014	6	17	1358	11.22	2	12099	751	607	55.30	44.70
3	13	2014	5	17	1339	11.07	3	12099	734	605	54.82	45.18
5	2	2014	6	17	1330	10.99	4	12099	726	604	54.59	45.41
3	7	2014	6	17	1325	10.95	5	12099	759	566	57.28	42.72
2	14	2014	6	17	1317	10.89	6	12099	756	561	57.40	42.60
4	30	2014	4	17	1302	10.76	7	12099	731	571	56.14	43.86
1	24	2014	6	16	1300	10.74	8	12099	708	592	54.46	45.54
1	21	2014	3	17	1298	10.73	9	12099	745	553	57.40	42.60
3	14	2014	6	17	1288	10.65	10	12099	728	560	56.52	43.48
3	12	2014	4	17	1287	10.64	11	12099	748	539	58.12	41.88
4	18	2014	6	17	1286	10.63	12	12099	748	538	58.16	41.84

MO	DY	YR	DAY OF WK	HR	HR VOL	PERCENT OF AADT	HOUR NUMBER	AADT	NORTH VOLUME	SOUTH VOLUME	PERCENT NORTH IS OF TOTAL VOLUME	PERCENT SOUTH IS OF TOTAL VOLUME
2	7	2014	6	17	1281	10.59	13	12099	714	567	55.74	44.26
2	21	2014	6	16	1275	10.54	14	12099	699	576	54.82	45.18
7	11	2014	6	17	1275	10.54	15	12099	781	494	61.25	38.75
8	8	2014	6	18	1272	10.51	16	12099	838	434	65.88	34.12
5	16	2014	6	17	1271	10.51	17	12099	718	553	56.49	43.51
9	19	2014	6	17	1271	10.51	18	12099	734	537	57.75	42.25
5	1	2014	5	17	1270	10.50	19	12099	692	578	54.49	45.51
5	30	2014	6	17	1268	10.48	20	12099	721	547	56.86	43.14
2	13	2014	5	17	1266	10.46	21	12099	761	505	60.11	39.89
3	11	2014	3	17	1264	10.45	22	12099	731	533	57.83	42.17
8	1	2014	6	18	1263	10.44	23	12099	788	475	62.39	37.61
7	11	2014	6	18	1262	10.43	24	12099	788	474	62.44	37.56
6	6	2014	6	17	1261	10.42	25	12099	732	529	58.05	41.95
7	25	2014	6	17	1260	10.41	26	12099	786	474	62.38	37.62
4	29	2014	3	17	1258	10.40	27	12099	711	547	56.52	43.48
7	18	2014	6	17	1258	10.40	28	12099	785	473	62.40	37.60
5	2	2014	6	18	1255	10.37	29	12099	742	513	59.12	40.88
10	3	2014	6	16	1254	10.36	30	12099	738	516	58.85	41.15
3	20	2014	5	17	1252	10.35	31	12099	716	536	57.19	42.81
5	1	2014	5	16	1251	10.34	32	12099	669	582	53.48	46.52
8	22	2014	6	17	1251	10.34	33	12099	783	468	62.59	37.41
1	17	2014	6	17	1247	10.31	34	12099	724	523	58.06	41.94
4	11	2014	6	17	1244	10.28	35	12099	717	527	57.64	42.36
7	18	2014	6	18	1243	10.27	36	12099	819	424	65.89	34.11
4	25	2014	6	17	1242	10.27	37	12099	730	512	58.78	41.22
9	12	2014	6	16	1241	10.26	38	12099	751	490	60.52	39.48
2	20	2014	5	17	1239	10.24	39	12099	707	532	57.06	42.94
5	14	2014	4	17	1239	10.24	40	12099	651	588	52.54	47.46
5	22	2014	5	18	1239	10.24	41	12099	720	519	58.11	41.89
8	1	2014	6	17	1237	10.22	42	12099	746	491	60.31	39.69
5	6	2014	3	17	1236	10.22	43	12099	725	511	58.66	41.34
1	10	2014	6	17	1235	10.21	44	12099	712	523	57.65	42.35
1	16	2014	5	17	1235	10.21	45	12099	708	527	57.33	42.67
9	5	2014	6	16	1235	10.21	46	12099	748	487	60.57	39.43
10	24	2014	6	16	1232	10.18	47	12099	736	496	59.74	40.26
5	28	2014	4	17	1231	10.17	48	12099	687	544	55.81	44.19
9	5	2014	6	17	1230	10.17	49	12099	727	503	59.11	40.89
8	8	2014	6	17	1229	10.16	50	12099	803	426	65.34	34.66
10	31	2014	6	16	1229	10.16	51	12099	708	521	57.61	42.39
5	20	2014	3	17	1228	10.15	52	12099	718	510	58.47	41.53
8	10	2014	1	16	1227	10.14	53	12099	591	636	48.17	51.83

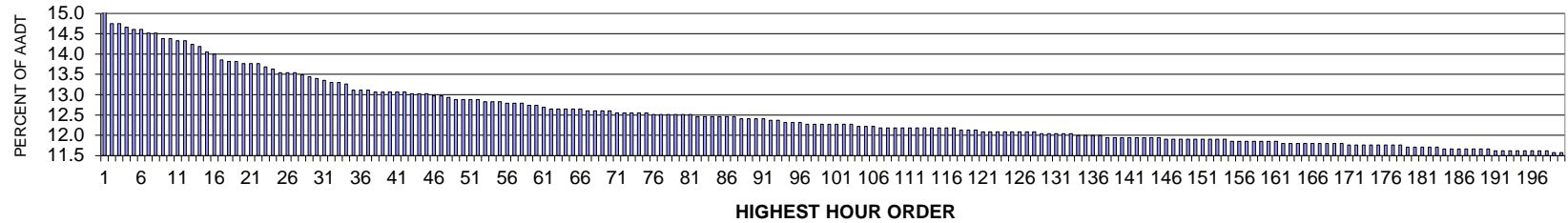
MO	DY	YR	DAY OF WK	HR	HR VOL	PERCENT OF AADT	HOUR NUMBER	AADT	NORTH VOLUME	SOUTH VOLUME	PERCENT NORTH IS OF TOTAL VOLUME	PERCENT SOUTH IS OF TOTAL VOLUME
1	15	2014	4	17	1226	10.13	54	12099	680	546	55.46	44.54
2	28	2014	6	16	1226	10.13	55	12099	679	547	55.38	44.62
6	6	2014	6	18	1225	10.12	56	12099	631	594	51.51	48.49
9	12	2014	6	17	1225	10.12	57	12099	775	450	63.27	36.73
5	13	2014	3	17	1224	10.12	58	12099	692	532	56.54	43.46
10	10	2014	6	17	1222	10.10	59	12099	689	533	56.38	43.62
2	27	2014	5	16	1220	10.08	60	12099	691	529	56.64	43.36
3	14	2014	6	16	1220	10.08	61	12099	708	512	58.03	41.97
5	22	2014	5	17	1220	10.08	62	12099	731	489	59.92	40.08
6	5	2014	5	17	1218	10.07	63	12099	665	553	54.60	45.40
4	9	2014	4	17	1217	10.06	64	12099	664	553	54.56	45.44
2	14	2014	6	16	1216	10.05	65	12099	708	508	58.22	41.78
5	7	2014	4	17	1216	10.05	66	12099	679	537	55.84	44.16
4	7	2014	2	17	1214	10.03	67	12099	689	525	56.75	43.25
1	17	2014	6	16	1212	10.02	68	12099	682	530	56.27	43.73
4	10	2014	5	18	1210	10.00	69	12099	721	489	59.59	40.41
5	9	2014	6	17	1210	10.00	70	12099	709	501	58.60	41.40
3	21	2014	6	16	1209	9.99	71	12099	677	532	56.00	44.00
4	30	2014	4	16	1209	9.99	72	12099	642	567	53.10	46.90
1	22	2014	4	17	1208	9.98	73	12099	699	509	57.86	42.14
1	23	2014	5	17	1208	9.98	74	12099	691	517	57.20	42.80
5	27	2014	3	17	1208	9.98	75	12099	673	535	55.71	44.29
2	27	2014	5	17	1206	9.97	76	12099	696	510	57.71	42.29
1	22	2014	4	16	1204	9.95	77	12099	655	549	54.40	45.60
4	11	2014	6	16	1204	9.95	78	12099	651	553	54.07	45.93
3	5	2014	4	17	1203	9.94	79	12099	686	517	57.02	42.98
3	7	2014	6	16	1203	9.94	80	12099	693	510	57.61	42.39
2	21	2014	6	17	1201	9.93	81	12099	684	517	56.95	43.05
3	21	2014	6	17	1201	9.93	82	12099	659	542	54.87	45.13
4	28	2014	2	17	1201	9.93	83	12099	674	527	56.12	43.88
5	30	2014	6	18	1200	9.92	84	12099	713	487	59.42	40.58
8	17	2014	1	14	1199	9.91	85	12099	564	635	47.04	52.96
8	29	2014	6	16	1199	9.91	86	12099	788	411	65.72	34.28
12	6	2014	7	13	1199	9.91	87	12099	441	758	36.78	63.22
1	31	2014	6	17	1197	9.89	88	12099	685	512	57.23	42.77
5	1	2014	5	18	1197	9.89	89	12099	668	529	55.81	44.19
1	15	2014	4	16	1196	9.89	90	12099	690	506	57.69	42.31
5	8	2014	5	17	1196	9.89	91	12099	645	551	53.93	46.07
2	6	2014	5	17	1195	9.88	92	12099	660	535	55.23	44.77
1	24	2014	6	18	1194	9.87	93	12099	675	519	56.53	43.47
2	12	2014	4	17	1194	9.87	94	12099	660	534	55.28	44.72

MO	DY	YR	DAY OF WK	HR	HR VOL	PERCENT OF AADT	HOUR NUMBER	AADT	NORTH VOLUME	SOUTH VOLUME	PERCENT NORTH IS OF TOTAL VOLUME	PERCENT SOUTH IS OF TOTAL VOLUME
3	18	2014	3	17	1193	9.86	95	12099	697	496	58.42	41.58
4	18	2014	6	16	1193	9.86	96	12099	661	532	55.41	44.59
12	6	2014	7	12	1193	9.86	97	12099	461	732	38.64	61.36
4	8	2014	3	17	1192	9.85	98	12099	675	517	56.63	43.37
1	10	2014	6	16	1191	9.84	99	12099	637	554	53.48	46.52
7	17	2014	5	18	1191	9.84	100	12099	761	430	63.90	36.10
8	15	2014	6	18	1191	9.84	101	12099	753	438	63.22	36.78
5	5	2014	2	17	1190	9.84	102	12099	672	518	56.47	43.53
8	22	2014	6	18	1189	9.83	103	12099	769	420	64.68	35.32
3	17	2014	2	17	1188	9.82	104	12099	664	524	55.89	44.11
5	14	2014	4	18	1187	9.81	105	12099	658	529	55.43	44.57
2	5	2014	4	17	1185	9.79	106	12099	689	496	58.14	41.86
5	15	2014	5	17	1185	9.79	107	12099	657	528	55.44	44.56
10	23	2014	5	16	1185	9.79	108	12099	696	489	58.73	41.27
9	4	2014	5	16	1184	9.79	109	12099	683	501	57.69	42.31
3	12	2014	4	18	1183	9.78	110	12099	679	504	57.40	42.60
7	3	2014	5	18	1181	9.76	111	12099	725	456	61.39	38.61
10	10	2014	6	16	1181	9.76	112	12099	699	482	59.19	40.81
11	7	2014	6	16	1181	9.76	113	12099	677	504	57.32	42.68
2	3	2014	2	17	1180	9.75	114	12099	665	515	56.36	43.64
4	16	2014	4	17	1180	9.75	115	12099	642	538	54.41	45.59
4	30	2014	4	18	1180	9.75	116	12099	660	520	55.93	44.07
9	11	2014	5	17	1180	9.75	117	12099	682	498	57.80	42.20
3	3	2014	2	17	1179	9.74	118	12099	658	521	55.81	44.19
1	14	2014	3	17	1178	9.74	119	12099	674	504	57.22	42.78
2	25	2014	3	17	1178	9.74	120	12099	673	505	57.13	42.87
2	7	2014	6	16	1177	9.73	121	12099	645	532	54.80	45.20
4	25	2014	6	16	1177	9.73	122	12099	644	533	54.72	45.28
4	11	2014	6	18	1176	9.72	123	12099	660	516	56.12	43.88
4	15	2014	3	17	1176	9.72	124	12099	660	516	56.12	43.88
4	25	2014	6	18	1176	9.72	125	12099	674	502	57.31	42.69
7	18	2014	6	16	1176	9.72	126	12099	708	468	60.20	39.80
7	25	2014	6	18	1176	9.72	127	12099	762	414	64.80	35.20
2	14	2014	6	18	1175	9.71	128	12099	690	485	58.72	41.28
5	21	2014	4	17	1175	9.71	129	12099	667	508	56.77	43.23
8	10	2014	1	17	1175	9.71	130	12099	535	640	45.53	54.47
1	28	2014	3	17	1174	9.70	131	12099	668	506	56.90	43.10
4	22	2014	3	18	1174	9.70	132	12099	649	525	55.28	44.72
4	24	2014	5	17	1174	9.70	133	12099	700	474	59.63	40.37
10	8	2014	4	16	1174	9.70	134	12099	644	530	54.86	45.14
5	15	2014	5	18	1173	9.70	135	12099	690	483	58.82	41.18

MO	DY	YR	DAY OF WK	HR	HR VOL	PERCENT OF AADT	HOUR NUMBER	AADT	NORTH VOLUME	SOUTH VOLUME	PERCENT NORTH IS OF TOTAL VOLUME	PERCENT SOUTH IS OF TOTAL VOLUME
4	14	2014	2	17	1172	9.69	136	12099	653	519	55.72	44.28
9	26	2014	6	17	1172	9.69	137	12099	698	474	59.56	40.44
2	18	2014	3	16	1171	9.68	138	12099	663	508	56.62	43.38
5	12	2014	2	17	1171	9.68	139	12099	666	505	56.87	43.13
1	30	2014	5	17	1170	9.67	140	12099	681	489	58.21	41.79
11	13	2014	5	16	1170	9.67	141	12099	643	527	54.96	45.04
4	10	2014	5	17	1169	9.66	142	12099	632	537	54.06	45.94
8	3	2014	1	18	1169	9.66	143	12099	427	742	36.53	63.47
1	6	2014	2	17	1168	9.65	144	12099	649	519	55.57	44.43
2	25	2014	3	16	1168	9.65	145	12099	685	483	58.65	41.35
1	9	2014	5	16	1167	9.65	146	12099	637	530	54.58	45.42
1	16	2014	5	16	1167	9.65	147	12099	688	479	58.95	41.05
3	10	2014	2	17	1167	9.65	148	12099	643	524	55.10	44.90
3	21	2014	6	18	1167	9.65	149	12099	672	495	57.58	42.42
2	28	2014	6	18	1166	9.64	150	12099	678	488	58.15	41.85
8	27	2014	4	16	1166	9.64	151	12099	659	507	56.52	43.48
10	6	2014	2	16	1166	9.64	152	12099	650	516	55.75	44.25
1	8	2014	4	17	1165	9.63	153	12099	681	484	58.45	41.55
3	26	2014	4	17	1165	9.63	154	12099	653	512	56.05	43.95
5	2	2014	6	16	1165	9.63	155	12099	645	520	55.36	44.64
4	9	2014	4	16	1164	9.62	156	12099	608	556	52.23	47.77
9	19	2014	6	16	1164	9.62	157	12099	714	450	61.34	38.66
5	13	2014	3	18	1163	9.61	158	12099	666	497	57.27	42.73
6	6	2014	6	16	1163	9.61	159	12099	659	504	56.66	43.34
10	2	2014	5	16	1163	9.61	160	12099	665	498	57.18	42.82
10	2	2014	5	17	1163	9.61	161	12099	632	531	54.34	45.66
2	13	2014	5	18	1162	9.60	162	12099	666	496	57.31	42.69
2	27	2014	5	18	1162	9.60	163	12099	650	512	55.94	44.06
4	14	2014	2	16	1162	9.60	164	12099	628	534	54.04	45.96
8	15	2014	6	17	1161	9.60	165	12099	750	411	64.60	35.40
9	15	2014	2	16	1161	9.60	166	12099	649	512	55.90	44.10
3	20	2014	5	18	1160	9.59	167	12099	662	498	57.07	42.93
5	7	2014	4	16	1160	9.59	168	12099	609	551	52.50	47.50
2	19	2014	4	17	1159	9.58	169	12099	652	507	56.26	43.74
6	5	2014	5	18	1159	9.58	170	12099	678	481	58.50	41.50
1	13	2014	2	17	1158	9.57	171	12099	650	508	56.13	43.87
3	6	2014	5	17	1158	9.57	172	12099	670	488	57.86	42.14
11	7	2014	6	17	1158	9.57	173	12099	700	458	60.45	39.55
8	17	2014	1	18	1157	9.56	174	12099	406	751	35.09	64.91
11	14	2014	6	16	1157	9.56	175	12099	675	482	58.34	41.66
2	20	2014	5	16	1156	9.55	176	12099	642	514	55.54	44.46

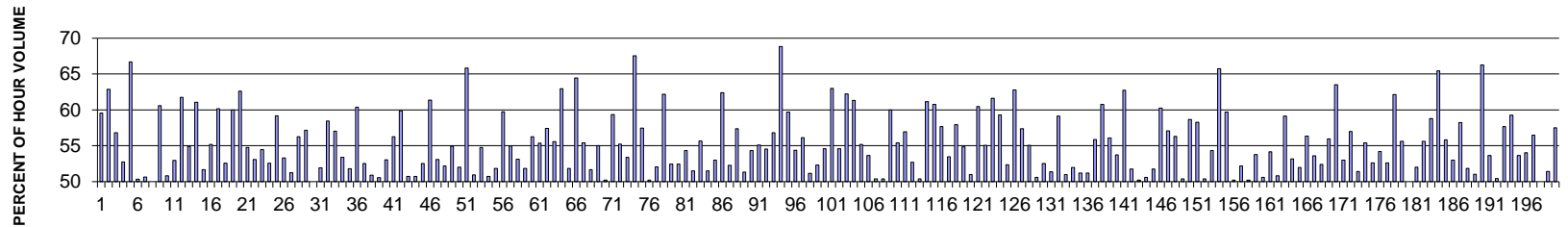
MO	DY	YR	DAY OF WK	HR	HR VOL	PERCENT OF AADT	HOUR NUMBER	AADT	NORTH VOLUME	SOUTH VOLUME	PERCENT NORTH IS OF TOTAL VOLUME	PERCENT SOUTH IS OF TOTAL VOLUME
3	27	2014	5	17	1156	9.55	177	12099	622	534	53.81	46.19
1	23	2014	5	16	1155	9.55	178	12099	619	536	53.59	46.41
1	7	2014	3	16	1154	9.54	179	12099	657	497	56.93	43.07
8	10	2014	1	18	1154	9.54	180	12099	498	656	43.15	56.85
11	7	2014	6	15	1154	9.54	181	12099	654	500	56.67	43.33
3	18	2014	3	16	1153	9.53	182	12099	626	527	54.29	45.71
2	4	2014	3	17	1152	9.52	183	12099	668	484	57.99	42.01
3	27	2014	5	18	1152	9.52	184	12099	667	485	57.90	42.10
3	19	2014	4	17	1151	9.51	185	12099	656	495	56.99	43.01
8	29	2014	6	17	1151	9.51	186	12099	793	358	68.90	31.10
2	7	2014	6	18	1149	9.50	187	12099	664	485	57.79	42.21
3	13	2014	5	18	1149	9.50	188	12099	663	486	57.70	42.30
8	17	2014	1	16	1149	9.50	189	12099	441	708	38.38	61.62
8	28	2014	5	16	1149	9.50	190	12099	665	484	57.88	42.12
2	11	2014	3	17	1148	9.49	191	12099	656	492	57.14	42.86
4	14	2014	2	18	1148	9.49	192	12099	630	518	54.88	45.12
2	6	2014	5	16	1147	9.48	193	12099	644	503	56.15	43.85
4	7	2014	2	18	1146	9.47	194	12099	643	503	56.11	43.89
1	14	2014	3	16	1145	9.46	195	12099	638	507	55.72	44.28
6	11	2014	4	17	1145	9.46	196	12099	662	483	57.82	42.18
8	28	2014	5	17	1145	9.46	197	12099	697	448	60.87	39.13
7	16	2014	4	17	1144	9.46	198	12099	648	496	56.64	43.36
8	2	2014	7	14	1144	9.46	199	12099	710	434	62.06	37.94
3	7	2014	6	18	1143	9.45	200	12099	663	480	58.01	41.99

**SR 097 MP 335.30 OROVILLE ADC SITE P22
K FOR PEAK 200 HOURS OF 2014**



AADT= 2135 K 30 FACTOR= 13.4 K 100 FACTOR= 12.27 K 200 FACTOR= 11.57 D 30 FACTOR= 50.00

**SR 097 MP 335.30 OROVILLE ADC SITE P22
D % IN THE PEAK 200 HOURS OF 2014**



MO	DY	YR	DAY OF WK	HR	HR VOL	PERCENT OF AADT	HOUR NUMBER	AADT	NORTH VOLUME	SOUTH VOLUME	PERCENT NORTH IS OF TOTAL VOLUME	PERCENT SOUTH IS OF TOTAL VOLUME
8	8	2014	6	13	324	15.18	1	2135	131	193	40.43	59.57
8	4	2014	2	14	315	14.75	2	2135	198	117	62.86	37.14
8	8	2014	6	12	315	14.75	3	2135	136	179	43.17	56.83
8	15	2014	6	14	313	14.66	4	2135	148	165	47.28	52.72
5	19	2014	2	15	312	14.61	5	2135	208	104	66.67	33.33
6	27	2014	6	15	312	14.61	6	2135	157	155	50.32	49.68
8	4	2014	2	13	310	14.52	7	2135	157	153	50.65	49.35
8	8	2014	6	14	310	14.52	8	2135	155	155	50.00	50.00
6	27	2014	6	12	307	14.38	9	2135	121	186	39.41	60.59
8	22	2014	6	14	307	14.38	10	2135	151	156	49.19	50.81
8	1	2014	6	13	306	14.33	11	2135	144	162	47.06	52.94
8	15	2014	6	12	306	14.33	12	2135	117	189	38.24	61.76

MO	DY	YR	DAY OF WK	HR	HR VOL	PERCENT OF AADT	HOUR NUMBER	AADT	NORTH VOLUME	SOUTH VOLUME	PERCENT NORTH IS OF TOTAL VOLUME	PERCENT SOUTH IS OF TOTAL VOLUME
8	22	2014	6	13	304	14.24	13	2135	137	167	45.07	54.93
7	3	2014	5	12	303	14.19	14	2135	118	185	38.94	61.06
8	7	2014	5	15	300	14.05	15	2135	155	145	51.67	48.33
7	11	2014	6	12	299	14.00	16	2135	134	165	44.82	55.18
8	10	2014	1	14	296	13.86	17	2135	178	118	60.14	39.86
8	10	2014	1	13	295	13.82	18	2135	155	140	52.54	47.46
8	14	2014	5	13	295	13.82	19	2135	118	177	40.00	60.00
5	19	2014	2	14	294	13.77	20	2135	184	110	62.59	37.41
7	2	2014	4	13	294	13.77	21	2135	133	161	45.24	54.76
9	4	2014	5	15	294	13.77	22	2135	156	138	53.06	46.94
8	6	2014	4	13	292	13.68	23	2135	133	159	45.55	54.45
8	22	2014	6	15	291	13.63	24	2135	138	153	47.42	52.58
8	7	2014	5	12	289	13.54	25	2135	118	171	40.83	59.17
8	9	2014	7	14	289	13.54	26	2135	154	135	53.29	46.71
8	28	2014	5	15	289	13.54	27	2135	141	148	48.79	51.21
8	29	2014	6	15	288	13.49	28	2135	126	162	43.75	56.25
8	2	2014	7	13	287	13.44	29	2135	123	164	42.86	57.14
6	20	2014	6	15	286	13.40	30	2135	143	143	50.00	50.00
7	18	2014	6	12	285	13.35	31	2135	137	148	48.07	51.93
7	5	2014	7	12	284	13.30	32	2135	118	166	41.55	58.45
8	4	2014	2	15	284	13.30	33	2135	162	122	57.04	42.96
8	28	2014	5	16	283	13.26	34	2135	151	132	53.36	46.64
7	30	2014	4	13	280	13.11	35	2135	135	145	48.21	51.79
8	9	2014	7	11	280	13.11	36	2135	111	169	39.64	60.36
8	9	2014	7	12	280	13.11	37	2135	133	147	47.50	52.50
7	2	2014	4	15	279	13.07	38	2135	142	137	50.90	49.10
7	14	2014	2	14	279	13.07	39	2135	141	138	50.54	49.46
7	24	2014	5	15	279	13.07	40	2135	148	131	53.05	46.95
7	25	2014	6	15	279	13.07	41	2135	122	157	43.73	56.27
8	1	2014	6	12	279	13.07	42	2135	112	167	40.14	59.86
7	18	2014	6	15	278	13.02	43	2135	137	141	49.28	50.72
7	24	2014	5	13	278	13.02	44	2135	141	137	50.72	49.28
8	9	2014	7	15	278	13.02	45	2135	146	132	52.52	47.48
7	2	2014	4	12	277	12.97	46	2135	107	170	38.63	61.37
8	6	2014	4	14	277	12.97	47	2135	147	130	53.07	46.93
9	5	2014	6	15	276	12.93	48	2135	132	144	47.83	52.17
6	26	2014	5	13	275	12.88	49	2135	124	151	45.09	54.91
7	14	2014	2	13	275	12.88	50	2135	132	143	48.00	52.00
7	31	2014	5	12	275	12.88	51	2135	94	181	34.18	65.82
8	8	2014	6	15	275	12.88	52	2135	140	135	50.91	49.09
7	3	2014	5	13	274	12.83	53	2135	150	124	54.74	45.26

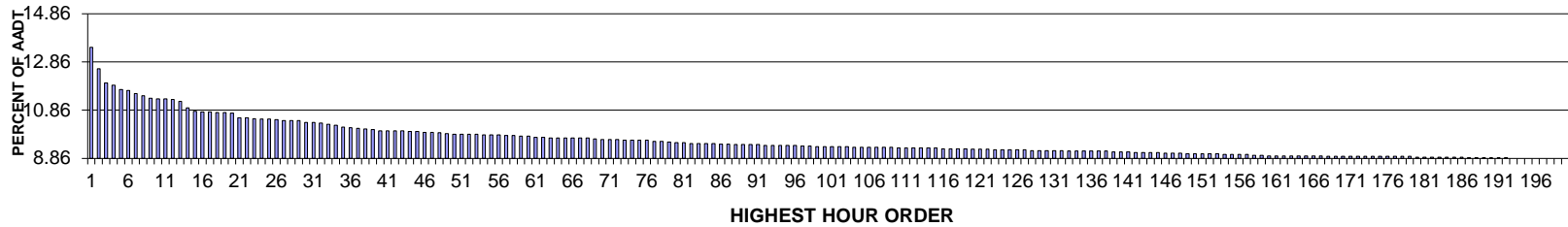
MO	DY	YR	DAY OF WK	HR	HR VOL	PERCENT OF AADT	HOUR NUMBER	AADT	NORTH VOLUME	SOUTH VOLUME	PERCENT NORTH IS OF TOTAL VOLUME	PERCENT SOUTH IS OF TOTAL VOLUME
7	11	2014	6	13	274	12.83	54	2135	139	135	50.73	49.27
8	29	2014	6	17	274	12.83	55	2135	142	132	51.82	48.18
7	24	2014	5	12	273	12.79	56	2135	110	163	40.29	59.71
8	11	2014	2	13	273	12.79	57	2135	123	150	45.05	54.95
8	17	2014	1	14	273	12.79	58	2135	145	128	53.11	46.89
8	6	2014	4	16	272	12.74	59	2135	141	131	51.84	48.16
8	14	2014	5	12	272	12.74	60	2135	119	153	43.75	56.25
7	1	2014	3	12	271	12.69	61	2135	121	150	44.65	55.35
6	27	2014	6	13	270	12.65	62	2135	115	155	42.59	57.41
6	27	2014	6	16	270	12.65	63	2135	120	150	44.44	55.56
8	11	2014	2	11	270	12.65	64	2135	100	170	37.04	62.96
8	15	2014	6	15	270	12.65	65	2135	130	140	48.15	51.85
8	18	2014	2	12	270	12.65	66	2135	96	174	35.56	64.44
5	23	2014	6	12	269	12.60	67	2135	120	149	44.61	55.39
7	25	2014	6	14	269	12.60	68	2135	130	139	48.33	51.67
8	10	2014	1	12	269	12.60	69	2135	121	148	44.98	55.02
9	5	2014	6	13	269	12.60	70	2135	135	134	50.19	49.81
7	31	2014	5	13	268	12.55	71	2135	109	159	40.67	59.33
7	31	2014	5	15	268	12.55	72	2135	148	120	55.22	44.78
8	28	2014	5	14	268	12.55	73	2135	125	143	46.64	53.36
8	29	2014	6	12	268	12.55	74	2135	87	181	32.46	67.54
9	5	2014	6	12	268	12.55	75	2135	114	154	42.54	57.46
6	30	2014	2	16	267	12.51	76	2135	134	133	50.19	49.81
7	1	2014	3	13	267	12.51	77	2135	128	139	47.94	52.06
8	2	2014	7	11	267	12.51	78	2135	101	166	37.83	62.17
8	7	2014	5	13	267	12.51	79	2135	140	127	52.43	47.57
8	14	2014	5	14	267	12.51	80	2135	140	127	52.43	47.57
8	28	2014	5	13	267	12.51	81	2135	122	145	45.69	54.31
3	28	2014	6	15	266	12.46	82	2135	137	129	51.50	48.50
6	13	2014	6	15	266	12.46	83	2135	148	118	55.64	44.36
7	25	2014	6	16	266	12.46	84	2135	137	129	51.50	48.50
8	8	2014	6	17	266	12.46	85	2135	125	141	46.99	53.01
8	9	2014	7	17	266	12.46	86	2135	166	100	62.41	37.59
9	5	2014	6	16	266	12.46	87	2135	139	127	52.26	47.74
6	30	2014	2	12	265	12.41	88	2135	113	152	42.64	57.36
8	15	2014	6	13	265	12.41	89	2135	129	136	48.68	51.32
8	29	2014	6	14	265	12.41	90	2135	121	144	45.66	54.34
9	18	2014	5	12	265	12.41	91	2135	119	146	44.91	55.09
8	11	2014	2	12	264	12.37	92	2135	120	144	45.45	54.55
8	17	2014	1	11	264	12.37	93	2135	114	150	43.18	56.82
5	19	2014	2	16	263	12.32	94	2135	181	82	68.82	31.18

MO	DY	YR	DAY OF WK	HR	HR VOL	PERCENT OF AADT	HOUR NUMBER	AADT	NORTH VOLUME	SOUTH VOLUME	PERCENT NORTH IS OF TOTAL VOLUME	PERCENT SOUTH IS OF TOTAL VOLUME
6	6	2014	6	12	263	12.32	95	2135	106	157	40.30	59.70
8	9	2014	7	16	263	12.32	96	2135	143	120	54.37	45.63
6	14	2014	7	13	262	12.27	97	2135	115	147	43.89	56.11
7	31	2014	5	14	262	12.27	98	2135	128	134	48.85	51.15
8	2	2014	7	12	262	12.27	99	2135	125	137	47.71	52.29
8	7	2014	5	11	262	12.27	100	2135	119	143	45.42	54.58
8	23	2014	7	11	262	12.27	101	2135	97	165	37.02	62.98
8	29	2014	6	16	262	12.27	102	2135	119	143	45.42	54.58
9	26	2014	6	12	262	12.27	103	2135	99	163	37.79	62.21
6	28	2014	7	12	261	12.22	104	2135	101	160	38.70	61.30
8	8	2014	6	11	261	12.22	105	2135	117	144	44.83	55.17
8	13	2014	4	14	261	12.22	106	2135	140	121	53.64	46.36
5	9	2014	6	15	260	12.18	107	2135	129	131	49.62	50.38
6	30	2014	2	14	260	12.18	108	2135	129	131	49.62	50.38
7	14	2014	2	12	260	12.18	109	2135	104	156	40.00	60.00
8	13	2014	4	11	260	12.18	110	2135	116	144	44.62	55.38
8	13	2014	4	15	260	12.18	111	2135	148	112	56.92	43.08
8	14	2014	5	16	260	12.18	112	2135	137	123	52.69	47.31
8	16	2014	7	14	260	12.18	113	2135	129	131	49.62	50.38
8	19	2014	3	12	260	12.18	114	2135	101	159	38.85	61.15
8	22	2014	6	11	260	12.18	115	2135	102	158	39.23	60.77
8	25	2014	2	12	260	12.18	116	2135	110	150	42.31	57.69
8	29	2014	6	13	260	12.18	117	2135	121	139	46.54	53.46
7	4	2014	6	12	259	12.13	118	2135	109	150	42.08	57.92
8	23	2014	7	13	259	12.13	119	2135	117	142	45.17	54.83
10	10	2014	6	16	259	12.13	120	2135	127	132	49.03	50.97
5	19	2014	2	13	258	12.08	121	2135	156	102	60.47	39.53
6	25	2014	4	13	258	12.08	122	2135	116	142	44.96	55.04
6	28	2014	7	13	258	12.08	123	2135	99	159	38.37	61.63
7	5	2014	7	11	258	12.08	124	2135	105	153	40.70	59.30
7	7	2014	2	13	258	12.08	125	2135	123	135	47.67	52.33
7	8	2014	3	11	258	12.08	126	2135	96	162	37.21	62.79
8	13	2014	4	13	258	12.08	127	2135	110	148	42.64	57.36
8	27	2014	4	12	258	12.08	128	2135	116	142	44.96	55.04
7	3	2014	5	15	257	12.04	129	2135	127	130	49.42	50.58
8	1	2014	6	15	257	12.04	130	2135	122	135	47.47	52.53
8	5	2014	3	12	257	12.04	131	2135	132	125	51.36	48.64
8	15	2014	6	11	257	12.04	132	2135	105	152	40.86	59.14
9	14	2014	1	13	257	12.04	133	2135	131	126	50.97	49.03
8	5	2014	3	14	256	11.99	134	2135	133	123	51.95	48.05
8	9	2014	7	13	256	11.99	135	2135	125	131	48.83	51.17

MO	DY	YR	DAY OF WK	HR	HR VOL	PERCENT OF AADT	HOUR NUMBER	AADT	NORTH VOLUME	SOUTH VOLUME	PERCENT NORTH IS OF TOTAL VOLUME	PERCENT SOUTH IS OF TOTAL VOLUME
8	18	2014	2	14	256	11.99	136	2135	125	131	48.83	51.17
9	12	2014	6	15	256	11.99	137	2135	113	143	44.14	55.86
5	22	2014	5	13	255	11.94	138	2135	100	155	39.22	60.78
6	13	2014	6	12	255	11.94	139	2135	112	143	43.92	56.08
7	3	2014	5	14	255	11.94	140	2135	118	137	46.27	53.73
8	6	2014	4	11	255	11.94	141	2135	95	160	37.25	62.75
8	6	2014	4	15	255	11.94	142	2135	132	123	51.76	48.24
8	12	2014	3	13	255	11.94	143	2135	128	127	50.20	49.80
8	16	2014	7	13	255	11.94	144	2135	126	129	49.41	50.59
8	20	2014	4	13	255	11.94	145	2135	123	132	48.24	51.76
5	17	2014	7	15	254	11.90	146	2135	153	101	60.24	39.76
6	20	2014	6	14	254	11.90	147	2135	145	109	57.09	42.91
6	27	2014	6	17	254	11.90	148	2135	111	143	43.70	56.30
7	3	2014	5	17	254	11.90	149	2135	128	126	50.39	49.61
7	12	2014	7	12	254	11.90	150	2135	105	149	41.34	58.66
7	25	2014	6	17	254	11.90	151	2135	106	148	41.73	58.27
8	11	2014	2	14	254	11.90	152	2135	128	126	50.39	49.61
8	14	2014	5	15	254	11.90	153	2135	138	116	54.33	45.67
10	10	2014	6	12	254	11.90	154	2135	87	167	34.25	65.75
5	9	2014	6	12	253	11.85	155	2135	102	151	40.32	59.68
6	6	2014	6	15	253	11.85	156	2135	127	126	50.20	49.80
7	10	2014	5	15	253	11.85	157	2135	132	121	52.17	47.83
7	22	2014	3	15	253	11.85	158	2135	126	127	49.80	50.20
7	28	2014	2	16	253	11.85	159	2135	117	136	46.25	53.75
7	29	2014	3	13	253	11.85	160	2135	125	128	49.41	50.59
8	1	2014	6	17	253	11.85	161	2135	116	137	45.85	54.15
4	5	2014	7	12	252	11.80	162	2135	124	128	49.21	50.79
5	30	2014	6	12	252	11.80	163	2135	103	149	40.87	59.13
6	20	2014	6	16	252	11.80	164	2135	134	118	53.17	46.83
6	28	2014	7	14	252	11.80	165	2135	121	131	48.02	51.98
7	2	2014	4	14	252	11.80	166	2135	142	110	56.35	43.65
7	5	2014	7	14	252	11.80	167	2135	135	117	53.57	46.43
8	2	2014	7	14	252	11.80	168	2135	132	120	52.38	47.62
8	30	2014	7	13	252	11.80	169	2135	111	141	44.05	55.95
9	6	2014	7	12	252	11.80	170	2135	92	160	36.51	63.49
7	19	2014	7	11	251	11.76	171	2135	118	133	47.01	52.99
7	19	2014	7	13	251	11.76	172	2135	108	143	43.03	56.97
7	31	2014	5	16	251	11.76	173	2135	129	122	51.39	48.61
8	4	2014	2	11	251	11.76	174	2135	112	139	44.62	55.38
8	8	2014	6	16	251	11.76	175	2135	132	119	52.59	47.41
8	15	2014	6	17	251	11.76	176	2135	115	136	45.82	54.18

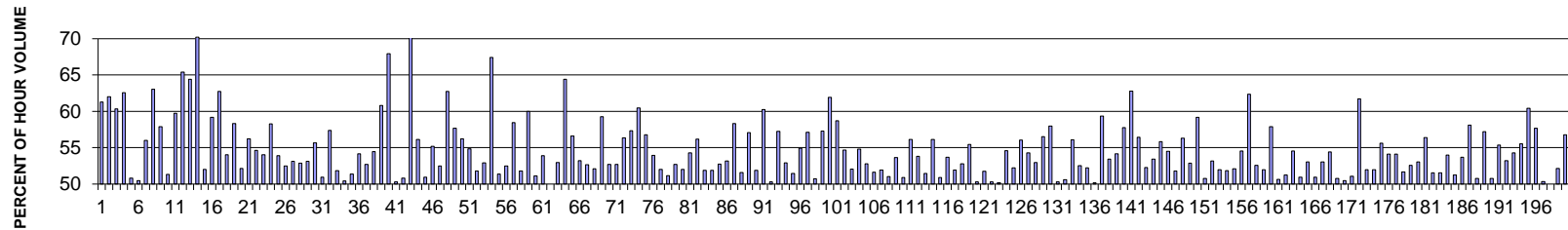
MO	DY	YR	DAY OF WK	HR	HR VOL	PERCENT OF AADT	HOUR NUMBER	AADT	NORTH VOLUME	SOUTH VOLUME	PERCENT NORTH IS OF TOTAL VOLUME	PERCENT SOUTH IS OF TOTAL VOLUME
8	19	2014	3	13	251	11.76	177	2135	119	132	47.41	52.59
8	30	2014	7	11	251	11.76	178	2135	95	156	37.85	62.15
5	16	2014	6	16	250	11.71	179	2135	111	139	44.40	55.60
7	3	2014	5	16	250	11.71	180	2135	125	125	50.00	50.00
7	10	2014	5	14	250	11.71	181	2135	130	120	52.00	48.00
8	16	2014	7	11	250	11.71	182	2135	111	139	44.40	55.60
8	20	2014	4	12	250	11.71	183	2135	103	147	41.20	58.80
4	18	2014	6	12	249	11.66	184	2135	86	163	34.54	65.46
6	27	2014	6	14	249	11.66	185	2135	110	139	44.18	55.82
6	29	2014	1	15	249	11.66	186	2135	132	117	53.01	46.99
7	8	2014	3	12	249	11.66	187	2135	104	145	41.77	58.23
7	10	2014	5	12	249	11.66	188	2135	120	129	48.19	51.81
7	26	2014	7	14	249	11.66	189	2135	122	127	49.00	51.00
8	12	2014	3	12	249	11.66	190	2135	84	165	33.73	66.27
6	30	2014	2	13	248	11.62	191	2135	115	133	46.37	53.63
7	6	2014	1	13	248	11.62	192	2135	123	125	49.60	50.40
7	12	2014	7	11	248	11.62	193	2135	105	143	42.34	57.66
7	30	2014	4	12	248	11.62	194	2135	101	147	40.73	59.27
8	4	2014	2	12	248	11.62	195	2135	133	115	53.63	46.37
8	6	2014	4	12	248	11.62	196	2135	114	134	45.97	54.03
8	30	2014	7	14	248	11.62	197	2135	108	140	43.55	56.45
9	1	2014	2	13	248	11.62	198	2135	124	124	50.00	50.00
4	4	2014	6	13	247	11.57	199	2135	120	127	48.58	51.42
7	2	2014	4	16	247	11.57	200	2135	142	105	57.49	42.51

**SR 097 MP 286.16 OKANOGAN ADC SITE P23
K FOR PEAK 200 HOURS OF 2014**



AADT= 3681 K 30 FACTOR= 10.35 K 100 FACTOR= 9.35 K 200 FACTOR= 8.86 D 30 FACTOR= 55.64

**SR 097 MP 286.16 OKANOGAN ADC SITE P23
D % IN THE PEAK 200 HOURS OF 2014**



MO	DY	YR	DAY OF WK	HR	HR VOL	PERCENT OF AADT	HOUR NUMBER	AADT	NORTH VOLUME	SOUTH VOLUME	PERCENT NORTH IS OF TOTAL VOLUME	PERCENT SOUTH IS OF TOTAL VOLUME
10	10	2014	6	16	496	13.47	1	3681	304	192	61.29	38.71
10	10	2014	6	17	463	12.58	2	3681	287	176	61.99	38.01
5	23	2014	6	17	441	11.98	3	3681	266	175	60.32	39.68
10	10	2014	6	13	438	11.90	4	3681	274	164	62.56	37.44
9	12	2014	6	17	431	11.71	5	3681	219	212	50.81	49.19
9	19	2014	6	18	430	11.68	6	3681	217	213	50.47	49.53
5	23	2014	6	16	425	11.55	7	3681	238	187	56.00	44.00
5	26	2014	2	13	422	11.46	8	3681	156	266	36.97	63.03
5	23	2014	6	15	418	11.36	9	3681	242	176	57.89	42.11
9	19	2014	6	17	417	11.33	10	3681	203	214	48.68	51.32
10	10	2014	6	18	417	11.33	11	3681	249	168	59.71	40.29
5	17	2014	7	13	416	11.30	12	3681	272	144	65.38	34.62

MO	DY	YR	DAY OF WK	HR	HR VOL	PERCENT OF AADT	HOUR NUMBER	AADT	NORTH VOLUME	SOUTH VOLUME	PERCENT NORTH IS OF TOTAL VOLUME	PERCENT SOUTH IS OF TOTAL VOLUME
5	26	2014	2	14	413	11.22	13	3681	147	266	35.59	64.41
10	10	2014	6	15	403	10.95	14	3681	283	120	70.22	29.78
10	17	2014	6	17	398	10.81	15	3681	207	191	52.01	47.99
10	10	2014	6	11	397	10.79	16	3681	235	162	59.19	40.81
10	10	2014	6	12	397	10.79	17	3681	249	148	62.72	37.28
9	19	2014	6	16	396	10.76	18	3681	182	214	45.96	54.04
10	10	2014	6	19	396	10.76	19	3681	231	165	58.33	41.67
10	17	2014	6	16	395	10.73	20	3681	189	206	47.85	52.15
9	21	2014	1	14	388	10.54	21	3681	170	218	43.81	56.19
10	15	2014	4	13	388	10.54	22	3681	176	212	45.36	54.64
10	9	2014	5	16	387	10.51	23	3681	209	178	54.01	45.99
5	9	2014	6	16	386	10.49	24	3681	225	161	58.29	41.71
10	2	2014	5	17	386	10.49	25	3681	208	178	53.89	46.11
10	9	2014	5	18	385	10.46	26	3681	202	183	52.47	47.53
10	15	2014	4	14	384	10.43	27	3681	180	204	46.88	53.13
10	15	2014	4	16	384	10.43	28	3681	181	203	47.14	52.86
11	26	2014	4	13	384	10.43	29	3681	180	204	46.88	53.13
5	26	2014	2	15	381	10.35	30	3681	169	212	44.36	55.64
9	11	2014	5	17	381	10.35	31	3681	187	194	49.08	50.92
5	9	2014	6	17	380	10.32	32	3681	218	162	57.37	42.63
9	12	2014	6	18	378	10.27	33	3681	182	196	48.15	51.85
9	5	2014	6	17	377	10.24	34	3681	190	187	50.40	49.60
10	8	2014	4	17	374	10.16	35	3681	192	182	51.34	48.66
5	23	2014	6	13	373	10.13	36	3681	202	171	54.16	45.84
9	19	2014	6	15	372	10.11	37	3681	196	176	52.69	47.31
10	18	2014	7	15	371	10.08	38	3681	169	202	45.55	54.45
9	21	2014	1	15	370	10.05	39	3681	145	225	39.19	60.81
5	23	2014	6	19	368	10.00	40	3681	250	118	67.93	32.07
9	4	2014	5	15	368	10.00	41	3681	185	183	50.27	49.73
9	25	2014	5	17	368	10.00	42	3681	187	181	50.82	49.18
10	10	2014	6	14	368	10.00	43	3681	262	106	71.20	28.80
4	25	2014	6	18	367	9.97	44	3681	206	161	56.13	43.87
9	5	2014	6	15	367	9.97	45	3681	187	180	50.95	49.05
5	2	2014	6	17	366	9.94	46	3681	202	164	55.19	44.81
10	9	2014	5	17	366	9.94	47	3681	192	174	52.46	47.54
12	23	2014	3	14	365	9.92	48	3681	136	229	37.26	62.74
10	16	2014	5	16	364	9.89	49	3681	154	210	42.31	57.69
4	25	2014	6	16	363	9.86	50	3681	204	159	56.20	43.80
9	3	2014	4	18	363	9.86	51	3681	199	164	54.82	45.18
9	17	2014	4	17	363	9.86	52	3681	188	175	51.79	48.21
9	25	2014	5	15	363	9.86	53	3681	171	192	47.11	52.89

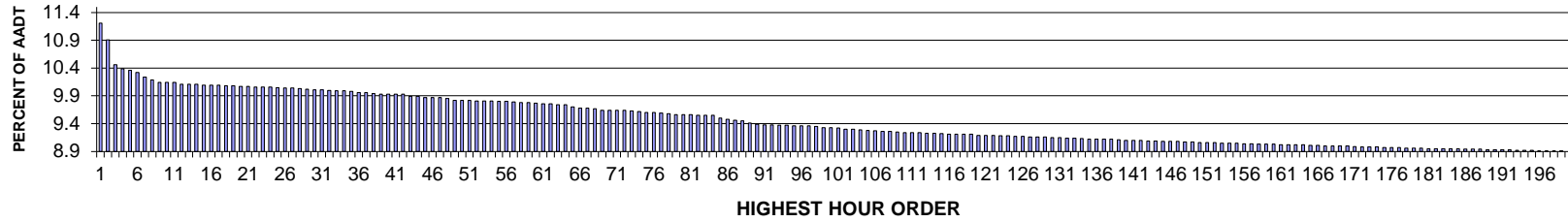
MO	DY	YR	DAY OF WK	HR	HR VOL	PERCENT OF AADT	HOUR NUMBER	AADT	NORTH VOLUME	SOUTH VOLUME	PERCENT NORTH IS OF TOTAL VOLUME	PERCENT SOUTH IS OF TOTAL VOLUME
5	26	2014	2	12	362	9.83	54	3681	118	244	32.60	67.40
10	2	2014	5	16	362	9.83	55	3681	186	176	51.38	48.62
11	26	2014	4	16	362	9.83	56	3681	190	172	52.49	47.51
2	14	2014	6	17	361	9.81	57	3681	211	150	58.45	41.55
9	21	2014	1	13	361	9.81	58	3681	174	187	48.20	51.80
5	23	2014	6	14	360	9.78	59	3681	216	144	60.00	40.00
10	10	2014	6	10	360	9.78	60	3681	184	176	51.11	48.89
3	28	2014	6	17	358	9.73	61	3681	165	193	46.09	53.91
10	15	2014	4	15	358	9.73	62	3681	179	179	50.00	50.00
4	18	2014	6	17	357	9.70	63	3681	189	168	52.94	47.06
5	26	2014	2	16	357	9.70	64	3681	127	230	35.57	64.43
9	1	2014	2	14	357	9.70	65	3681	155	202	43.42	56.58
9	25	2014	5	16	357	9.70	66	3681	167	190	46.78	53.22
11	7	2014	6	18	357	9.70	67	3681	188	169	52.66	47.34
11	26	2014	4	15	357	9.70	68	3681	186	171	52.10	47.90
11	26	2014	4	17	356	9.67	69	3681	211	145	59.27	40.73
9	21	2014	1	12	355	9.64	70	3681	168	187	47.32	52.68
10	24	2014	6	18	355	9.64	71	3681	187	168	52.68	47.32
10	31	2014	6	16	355	9.64	72	3681	155	200	43.66	56.34
5	22	2014	5	14	354	9.62	73	3681	151	203	42.66	57.34
9	1	2014	2	13	354	9.62	74	3681	140	214	39.55	60.45
9	5	2014	6	18	354	9.62	75	3681	201	153	56.78	43.22
10	9	2014	5	13	354	9.62	76	3681	191	163	53.95	46.05
4	18	2014	6	16	352	9.56	77	3681	169	183	48.01	51.99
10	22	2014	4	16	352	9.56	78	3681	172	180	48.86	51.14
5	2	2014	6	18	351	9.54	79	3681	185	166	52.71	47.29
9	18	2014	5	17	350	9.51	80	3681	168	182	48.00	52.00
11	7	2014	6	16	350	9.51	81	3681	160	190	45.71	54.29
2	14	2014	6	18	349	9.48	82	3681	196	153	56.16	43.84
4	11	2014	6	16	349	9.48	83	3681	168	181	48.14	51.86
10	2	2014	5	18	349	9.48	84	3681	181	168	51.86	48.14
10	13	2014	2	17	349	9.48	85	3681	184	165	52.72	47.28
5	2	2014	6	16	348	9.45	86	3681	185	163	53.16	46.84
5	23	2014	6	18	348	9.45	87	3681	203	145	58.33	41.67
9	23	2014	3	17	347	9.43	88	3681	179	168	51.59	48.41
10	15	2014	4	17	347	9.43	89	3681	149	198	42.94	57.06
10	18	2014	7	12	347	9.43	90	3681	180	167	51.87	48.13
12	23	2014	3	17	347	9.43	91	3681	209	138	60.23	39.77
4	25	2014	6	13	346	9.40	92	3681	174	172	50.29	49.71
5	4	2014	1	14	346	9.40	93	3681	148	198	42.77	57.23
5	15	2014	5	18	346	9.40	94	3681	183	163	52.89	47.11

MO	DY	YR	DAY OF WK	HR	HR VOL	PERCENT OF AADT	HOUR NUMBER	AADT	NORTH VOLUME	SOUTH VOLUME	PERCENT NORTH IS OF TOTAL VOLUME	PERCENT SOUTH IS OF TOTAL VOLUME
9	25	2014	5	18	346	9.40	95	3681	178	168	51.45	48.55
10	18	2014	7	13	346	9.40	96	3681	156	190	45.09	54.91
3	21	2014	6	17	345	9.37	97	3681	197	148	57.10	42.90
9	5	2014	6	16	345	9.37	98	3681	175	170	50.72	49.28
5	22	2014	5	16	344	9.35	99	3681	197	147	57.27	42.73
5	23	2014	6	12	344	9.35	100	3681	213	131	61.92	38.08
10	12	2014	1	16	344	9.35	101	3681	142	202	41.28	58.72
10	16	2014	5	14	344	9.35	102	3681	156	188	45.35	54.65
10	28	2014	3	17	344	9.35	103	3681	165	179	47.97	52.03
5	7	2014	4	17	343	9.32	104	3681	188	155	54.81	45.19
9	5	2014	6	13	343	9.32	105	3681	162	181	47.23	52.77
9	18	2014	5	18	343	9.32	106	3681	166	177	48.40	51.60
9	20	2014	7	14	343	9.32	107	3681	178	165	51.90	48.10
10	22	2014	4	17	343	9.32	108	3681	168	175	48.98	51.02
11	1	2014	7	12	343	9.32	109	3681	159	184	46.36	53.64
5	9	2014	6	15	342	9.29	110	3681	168	174	49.12	50.88
5	17	2014	7	16	342	9.29	111	3681	150	192	43.86	56.14
9	21	2014	1	16	342	9.29	112	3681	158	184	46.20	53.80
9	24	2014	4	16	342	9.29	113	3681	176	166	51.46	48.54
9	28	2014	1	14	342	9.29	114	3681	150	192	43.86	56.14
10	24	2014	6	17	342	9.29	115	3681	168	174	49.12	50.88
4	16	2014	4	16	341	9.26	116	3681	183	158	53.67	46.33
9	11	2014	5	16	341	9.26	117	3681	164	177	48.09	51.91
10	8	2014	4	15	341	9.26	118	3681	180	161	52.79	47.21
10	16	2014	5	15	341	9.26	119	3681	152	189	44.57	55.43
9	4	2014	5	17	340	9.24	120	3681	169	171	49.71	50.29
9	28	2014	1	13	340	9.24	121	3681	164	176	48.24	51.76
9	30	2014	3	16	340	9.24	122	3681	169	171	49.71	50.29
2	28	2014	6	17	339	9.21	123	3681	169	170	49.85	50.15
9	23	2014	3	18	339	9.21	124	3681	185	154	54.57	45.43
10	9	2014	5	12	339	9.21	125	3681	177	162	52.21	47.79
10	12	2014	1	13	339	9.21	126	3681	149	190	43.95	56.05
10	28	2014	3	16	339	9.21	127	3681	155	184	45.72	54.28
3	28	2014	6	14	338	9.18	128	3681	179	159	52.96	47.04
4	25	2014	6	15	338	9.18	129	3681	191	147	56.51	43.49
5	16	2014	6	18	338	9.18	130	3681	196	142	57.99	42.01
9	3	2014	4	13	338	9.18	131	3681	168	170	49.70	50.30
12	24	2014	4	13	338	9.18	132	3681	167	171	49.41	50.59
9	1	2014	2	15	337	9.16	133	3681	148	189	43.92	56.08
9	2	2014	3	14	337	9.16	134	3681	160	177	47.48	52.52
9	2	2014	3	18	337	9.16	135	3681	176	161	52.23	47.77

MO	DY	YR	DAY OF WK	HR	HR VOL	PERCENT OF AADT	HOUR NUMBER	AADT	NORTH VOLUME	SOUTH VOLUME	PERCENT NORTH IS OF TOTAL VOLUME	PERCENT SOUTH IS OF TOTAL VOLUME
9	4	2014	5	16	337	9.16	136	3681	168	169	49.85	50.15
10	14	2014	3	15	337	9.16	137	3681	137	200	40.65	59.35
10	16	2014	5	18	337	9.16	138	3681	180	157	53.41	46.59
9	18	2014	5	15	336	9.13	139	3681	154	182	45.83	54.17
10	15	2014	4	12	336	9.13	140	3681	142	194	42.26	57.74
10	18	2014	7	16	336	9.13	141	3681	125	211	37.20	62.80
2	20	2014	5	18	335	9.10	142	3681	189	146	56.42	43.58
9	12	2014	6	16	335	9.10	143	3681	160	175	47.76	52.24
9	15	2014	2	14	335	9.10	144	3681	179	156	53.43	46.57
9	19	2014	6	13	335	9.10	145	3681	148	187	44.18	55.82
4	4	2014	6	18	334	9.07	146	3681	182	152	54.49	45.51
10	7	2014	3	17	334	9.07	147	3681	173	161	51.80	48.20
10	15	2014	4	11	334	9.07	148	3681	146	188	43.71	56.29
9	11	2014	5	18	333	9.05	149	3681	176	157	52.85	47.15
10	13	2014	2	13	333	9.05	150	3681	136	197	40.84	59.16
10	14	2014	3	17	333	9.05	151	3681	169	164	50.75	49.25
10	22	2014	4	14	333	9.05	152	3681	156	177	46.85	53.15
11	6	2014	5	17	333	9.05	153	3681	160	173	48.05	51.95
3	28	2014	6	16	332	9.02	154	3681	160	172	48.19	51.81
5	9	2014	6	12	332	9.02	155	3681	173	159	52.11	47.89
10	16	2014	5	17	332	9.02	156	3681	151	181	45.48	54.52
11	30	2014	1	14	332	9.02	157	3681	125	207	37.65	62.35
3	28	2014	6	15	331	8.99	158	3681	174	157	52.57	47.43
9	24	2014	4	15	331	8.99	159	3681	159	172	48.04	51.96
3	25	2014	3	16	330	8.96	160	3681	191	139	57.88	42.12
5	16	2014	6	16	330	8.96	161	3681	163	167	49.39	50.61
9	1	2014	2	17	330	8.96	162	3681	161	169	48.79	51.21
9	11	2014	5	15	330	8.96	163	3681	150	180	45.45	54.55
9	23	2014	3	15	330	8.96	164	3681	168	162	50.91	49.09
10	8	2014	4	16	330	8.96	165	3681	175	155	53.03	46.97
10	18	2014	7	11	330	8.96	166	3681	162	168	49.09	50.91
11	4	2014	3	17	330	8.96	167	3681	175	155	53.03	46.97
2	14	2014	6	15	329	8.94	168	3681	179	150	54.41	45.59
4	6	2014	1	16	329	8.94	169	3681	162	167	49.24	50.76
5	6	2014	3	17	329	8.94	170	3681	166	163	50.46	49.54
5	16	2014	6	17	329	8.94	171	3681	161	168	48.94	51.06
5	22	2014	5	17	329	8.94	172	3681	203	126	61.70	38.30
9	4	2014	5	18	329	8.94	173	3681	158	171	48.02	51.98
9	19	2014	6	11	329	8.94	174	3681	158	171	48.02	51.98
10	20	2014	2	17	329	8.94	175	3681	183	146	55.62	44.38
10	28	2014	3	14	329	8.94	176	3681	151	178	45.90	54.10

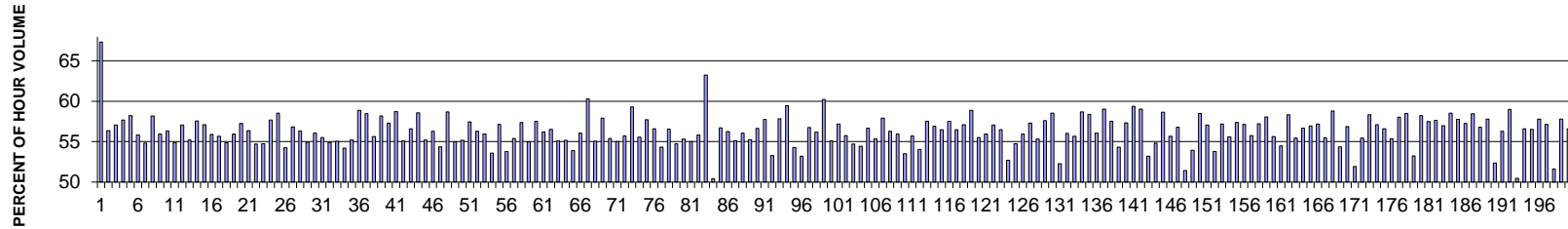
MO	DY	YR	DAY OF WK	HR	HR VOL	PERCENT OF AADT	HOUR NUMBER	AADT	NORTH VOLUME	SOUTH VOLUME	PERCENT NORTH IS OF TOTAL VOLUME	PERCENT SOUTH IS OF TOTAL VOLUME
11	26	2014	4	14	329	8.94	177	3681	151	178	45.90	54.10
12	23	2014	3	15	329	8.94	178	3681	170	159	51.67	48.33
12	26	2014	6	15	329	8.94	179	3681	173	156	52.58	47.42
4	30	2014	4	17	328	8.91	180	3681	174	154	53.05	46.95
5	4	2014	1	16	328	8.91	181	3681	143	185	43.60	56.40
9	4	2014	5	13	328	8.91	182	3681	169	159	51.52	48.48
10	31	2014	6	17	328	8.91	183	3681	169	159	51.52	48.48
11	30	2014	1	16	328	8.91	184	3681	177	151	53.96	46.04
12	23	2014	3	13	328	8.91	185	3681	168	160	51.22	48.78
12	24	2014	4	14	328	8.91	186	3681	152	176	46.34	53.66
9	15	2014	2	17	327	8.88	187	3681	190	137	58.10	41.90
9	22	2014	2	18	327	8.88	188	3681	166	161	50.76	49.24
9	28	2014	1	15	327	8.88	189	3681	140	187	42.81	57.19
10	4	2014	7	14	327	8.88	190	3681	166	161	50.76	49.24
10	31	2014	6	14	327	8.88	191	3681	146	181	44.65	55.35
11	4	2014	3	14	327	8.88	192	3681	153	174	46.79	53.21
3	20	2014	5	15	326	8.86	193	3681	149	177	45.71	54.29
4	25	2014	6	17	326	8.86	194	3681	181	145	55.52	44.48
9	1	2014	2	12	326	8.86	195	3681	129	197	39.57	60.43
9	24	2014	4	14	326	8.86	196	3681	138	188	42.33	57.67
9	28	2014	1	16	326	8.86	197	3681	162	164	49.69	50.31
10	2	2014	5	14	326	8.86	198	3681	163	163	50.00	50.00
10	13	2014	2	16	326	8.86	199	3681	170	156	52.15	47.85
10	22	2014	4	15	326	8.86	200	3681	141	185	43.25	56.75

**SR 090 MP 298.79 STATELINE ADC SITE P24
K FOR PEAK 200 HOURS OF 2014**



AADT= 50285 K 30 FACTOR= 10.01 K 100 FACTOR= 9.33 K 200 FACTOR= 8.90 D 30 FACTOR= 56.04

**SR 090 MP 298.79 STATELINE ADC SITE P24
D % IN THE PEAK 200 HOURS OF 2014**



MO	DY	YR	DAY OF WK	HR	HR VOL	PERCENT OF AADT	HOUR NUMBER	AADT	EAST VOLUME	WEST VOLUME	PERCENT EAST IS OF TOTAL VOLUME	PERCENT WEST IS OF TOTAL VOLUME
12	11	2014	5	17	5639	11.21	1	50285	3796	1843	67.32	32.68
6	27	2014	6	17	5486	10.91	2	50285	3092	2394	56.36	43.64
7	3	2014	5	17	5258	10.46	3	50285	3001	2257	57.07	42.93
6	27	2014	6	18	5227	10.39	4	50285	3014	2213	57.66	42.34
6	20	2014	6	17	5209	10.36	5	50285	3032	2177	58.21	41.79
11	7	2014	6	17	5190	10.32	6	50285	2897	2293	55.82	44.18
7	2	2014	4	17	5149	10.24	7	50285	2823	2326	54.83	45.17
5	30	2014	6	17	5124	10.19	8	50285	2981	2143	58.18	41.82
6	20	2014	6	18	5100	10.14	9	50285	2852	2248	55.92	44.08
6	6	2014	6	17	5099	10.14	10	50285	2872	2227	56.32	43.68
5	16	2014	6	17	5098	10.14	11	50285	2799	2299	54.90	45.10
6	20	2014	6	16	5086	10.11	12	50285	2901	2185	57.04	42.96

MO	DY	YR	DAY OF WK	HR	HR VOL	PERCENT OF AADT	HOUR NUMBER	AADT	EAST VOLUME	WEST VOLUME	PERCENT EAST IS OF TOTAL VOLUME	PERCENT WEST IS OF TOTAL VOLUME
6	27	2014	6	16	5086	10.11	13	50285	2807	2279	55.19	44.81
5	16	2014	6	18	5083	10.11	14	50285	2926	2157	57.56	42.44
6	6	2014	6	18	5076	10.09	15	50285	2899	2177	57.11	42.89
6	25	2014	4	17	5074	10.09	16	50285	2836	2238	55.89	44.11
7	9	2014	4	18	5072	10.09	17	50285	2823	2249	55.66	44.34
5	23	2014	6	16	5070	10.08	18	50285	2781	2289	54.85	45.15
7	11	2014	6	18	5067	10.08	19	50285	2835	2232	55.95	44.05
5	23	2014	6	17	5065	10.07	20	50285	2900	2165	57.26	42.74
5	30	2014	6	18	5062	10.07	21	50285	2854	2208	56.38	43.62
11	14	2014	6	17	5060	10.06	22	50285	2768	2292	54.70	45.30
6	19	2014	5	17	5057	10.06	23	50285	2768	2289	54.74	45.26
10	3	2014	6	17	5057	10.06	24	50285	2917	2140	57.68	42.32
12	22	2014	2	17	5056	10.05	25	50285	2960	2096	58.54	41.46
7	10	2014	5	18	5051	10.04	26	50285	2740	2311	54.25	45.75
6	30	2014	2	18	5047	10.04	27	50285	2867	2180	56.81	43.19
6	19	2014	5	18	5046	10.03	28	50285	2842	2204	56.32	43.68
7	8	2014	3	18	5041	10.02	29	50285	2769	2272	54.93	45.07
7	8	2014	3	17	5036	10.01	30	50285	2822	2214	56.04	43.96
6	26	2014	5	18	5032	10.01	31	50285	2793	2239	55.50	44.50
7	11	2014	6	17	5030	10.00	32	50285	2761	2269	54.89	45.11
7	2	2014	4	18	5024	9.99	33	50285	2766	2258	55.06	44.94
7	1	2014	3	17	5022	9.99	34	50285	2722	2300	54.20	45.80
7	1	2014	3	18	5020	9.98	35	50285	2771	2249	55.20	44.80
10	17	2014	6	18	5008	9.96	36	50285	2948	2060	58.87	41.13
10	3	2014	6	18	5007	9.96	37	50285	2928	2079	58.48	41.52
10	10	2014	6	17	4998	9.94	38	50285	2781	2217	55.64	44.36
12	23	2014	3	17	4994	9.93	39	50285	2906	2088	58.19	41.81
6	30	2014	2	17	4993	9.93	40	50285	2860	2133	57.28	42.72
7	3	2014	5	18	4992	9.93	41	50285	2932	2060	58.73	41.27
7	9	2014	4	17	4991	9.93	42	50285	2749	2242	55.08	44.92
6	24	2014	3	17	4974	9.89	43	50285	2815	2159	56.59	43.41
12	19	2014	6	17	4972	9.89	44	50285	2911	2061	58.55	41.45
5	22	2014	5	17	4964	9.87	45	50285	2740	2224	55.20	44.80
7	7	2014	2	18	4964	9.87	46	50285	2794	2170	56.29	43.71
7	16	2014	4	17	4961	9.87	47	50285	2696	2265	54.34	45.66
7	3	2014	5	16	4952	9.85	48	50285	2906	2046	58.68	41.32
5	2	2014	6	17	4937	9.82	49	50285	2714	2223	54.97	45.03
7	7	2014	2	17	4937	9.82	50	50285	2723	2214	55.15	44.85
10	24	2014	6	17	4937	9.82	51	50285	2837	2100	57.46	42.54
7	2	2014	4	16	4935	9.81	52	50285	2778	2157	56.29	43.71
10	17	2014	6	17	4933	9.81	53	50285	2759	2174	55.93	44.07

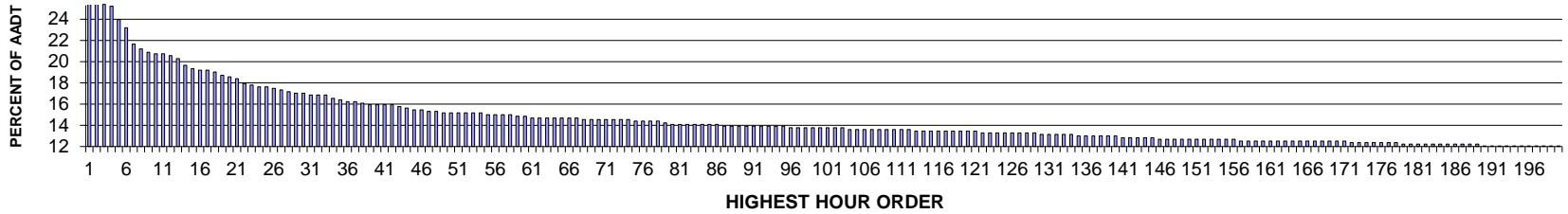
MO	DY	YR	DAY OF WK	HR	HR VOL	PERCENT OF AADT	HOUR NUMBER	AADT	EAST VOLUME	WEST VOLUME	PERCENT EAST IS OF TOTAL VOLUME	PERCENT WEST IS OF TOTAL VOLUME
6	25	2014	4	18	4931	9.81	54	50285	2642	2289	53.58	46.42
12	12	2014	6	17	4929	9.80	55	50285	2816	2113	57.13	42.87
6	23	2014	2	17	4926	9.80	56	50285	2649	2277	53.78	46.22
6	6	2014	6	16	4925	9.79	57	50285	2729	2196	55.41	44.59
10	10	2014	6	18	4920	9.78	58	50285	2823	2097	57.38	42.62
7	15	2014	3	17	4917	9.78	59	50285	2704	2213	54.99	45.01
12	18	2014	5	17	4914	9.77	60	50285	2827	2087	57.53	42.47
5	23	2014	6	18	4907	9.76	61	50285	2758	2149	56.21	43.79
6	18	2014	4	17	4907	9.76	62	50285	2773	2134	56.51	43.49
4	25	2014	6	17	4898	9.74	63	50285	2698	2200	55.08	44.92
6	24	2014	3	18	4896	9.74	64	50285	2701	2195	55.17	44.83
7	16	2014	4	18	4877	9.70	65	50285	2628	2249	53.89	46.11
6	23	2014	2	18	4870	9.68	66	50285	2730	2140	56.06	43.94
10	24	2014	6	18	4868	9.68	67	50285	2936	1932	60.31	39.69
12	19	2014	6	16	4864	9.67	68	50285	2678	2186	55.06	44.94
4	18	2014	6	17	4849	9.64	69	50285	2808	2041	57.91	42.09
11	21	2014	6	17	4848	9.64	70	50285	2685	2163	55.38	44.62
4	11	2014	6	17	4847	9.64	71	50285	2667	2180	55.02	44.98
5	22	2014	5	18	4845	9.64	72	50285	2698	2147	55.69	44.31
12	19	2014	6	18	4841	9.63	73	50285	2871	1970	59.31	40.69
7	11	2014	6	16	4836	9.62	74	50285	2686	2150	55.54	44.46
10	31	2014	6	17	4829	9.60	75	50285	2787	2042	57.71	42.29
7	3	2014	5	15	4826	9.60	76	50285	2731	2095	56.59	43.41
5	15	2014	5	17	4820	9.59	77	50285	2618	2202	54.32	45.68
12	23	2014	3	16	4817	9.58	78	50285	2724	2093	56.55	43.45
6	5	2014	5	17	4809	9.56	79	50285	2633	2176	54.75	45.25
5	9	2014	6	17	4807	9.56	80	50285	2659	2148	55.32	44.68
11	7	2014	6	18	4805	9.56	81	50285	2643	2162	55.01	44.99
6	5	2014	5	18	4804	9.55	82	50285	2682	2122	55.83	44.17
12	11	2014	5	16	4803	9.55	83	50285	3037	1766	63.23	36.77
7	10	2014	5	17	4800	9.55	84	50285	2419	2381	50.40	49.60
6	4	2014	4	18	4778	9.50	85	50285	2709	2069	56.70	43.30
5	2	2014	6	18	4766	9.48	86	50285	2680	2086	56.23	43.77
7	15	2014	3	18	4755	9.46	87	50285	2621	2134	55.12	44.88
6	4	2014	4	17	4754	9.45	88	50285	2665	2089	56.06	43.94
6	26	2014	5	16	4734	9.41	89	50285	2615	2119	55.24	44.76
11	26	2014	4	16	4722	9.39	90	50285	2675	2047	56.65	43.35
6	18	2014	4	18	4717	9.38	91	50285	2724	1993	57.75	42.25
10	10	2014	6	16	4717	9.38	92	50285	2513	2204	53.28	46.72
10	9	2014	5	17	4713	9.37	93	50285	2725	1988	57.82	42.18
10	16	2014	5	18	4710	9.37	94	50285	2801	1909	59.47	40.53

MO	DY	YR	DAY OF WK	HR	HR VOL	PERCENT OF AADT	HOUR NUMBER	AADT	EAST VOLUME	WEST VOLUME	PERCENT EAST IS OF TOTAL VOLUME	PERCENT WEST IS OF TOTAL VOLUME
5	16	2014	6	16	4709	9.36	95	50285	2555	2154	54.26	45.74
4	11	2014	6	16	4707	9.36	96	50285	2503	2204	53.18	46.82
4	18	2014	6	18	4706	9.36	97	50285	2671	2035	56.76	43.24
10	2	2014	5	17	4700	9.35	98	50285	2640	2060	56.17	43.83
12	23	2014	3	18	4692	9.33	99	50285	2825	1867	60.21	39.79
7	3	2014	5	13	4690	9.33	100	50285	2584	2106	55.10	44.90
11	26	2014	4	17	4689	9.32	101	50285	2681	2008	57.18	42.82
10	17	2014	6	16	4679	9.30	102	50285	2608	2071	55.74	44.26
7	16	2014	4	16	4674	9.30	103	50285	2557	2117	54.71	45.29
7	6	2014	1	14	4673	9.29	104	50285	2130	2543	45.58	54.42
5	14	2014	4	17	4667	9.28	105	50285	2645	2022	56.67	43.33
12	22	2014	2	16	4661	9.27	106	50285	2581	2080	55.37	44.63
1	17	2014	6	17	4656	9.26	107	50285	2696	1960	57.90	42.10
3	21	2014	6	18	4656	9.26	108	50285	2620	2036	56.27	43.73
10	3	2014	6	16	4652	9.25	109	50285	2603	2049	55.95	44.05
7	11	2014	6	14	4648	9.24	110	50285	2487	2161	53.51	46.49
10	1	2014	4	17	4644	9.24	111	50285	2587	2057	55.71	44.29
11	14	2014	6	18	4644	9.24	112	50285	2509	2135	54.03	45.97
4	25	2014	6	18	4640	9.23	113	50285	2670	1970	57.54	42.46
10	9	2014	5	18	4639	9.23	114	50285	2639	2000	56.89	43.11
5	15	2014	5	18	4635	9.22	115	50285	2618	2017	56.48	43.52
5	28	2014	4	18	4631	9.21	116	50285	2664	1967	57.53	42.47
10	24	2014	6	16	4631	9.21	117	50285	2615	2016	56.47	43.53
5	27	2014	3	18	4630	9.21	118	50285	2644	1986	57.11	42.89
12	22	2014	2	18	4630	9.21	119	50285	2726	1904	58.88	41.12
5	30	2014	6	16	4623	9.19	120	50285	2566	2057	55.51	44.49
5	21	2014	4	17	4622	9.19	121	50285	2586	2036	55.95	44.05
5	29	2014	5	17	4620	9.19	122	50285	2636	1984	57.06	42.94
5	7	2014	4	18	4615	9.18	123	50285	2607	2008	56.49	43.51
6	20	2014	6	15	4614	9.18	124	50285	2432	2182	52.71	47.29
3	14	2014	6	18	4612	9.17	125	50285	2525	2087	54.75	45.25
7	1	2014	3	16	4611	9.17	126	50285	2580	2031	55.95	44.05
12	17	2014	4	17	4607	9.16	127	50285	2639	1968	57.28	42.72
5	23	2014	6	15	4606	9.16	128	50285	2547	2059	55.30	44.70
4	11	2014	6	18	4604	9.16	129	50285	2651	1953	57.58	42.42
1	24	2014	6	17	4603	9.15	130	50285	2693	1910	58.51	41.49
12	20	2014	7	15	4601	9.15	131	50285	2404	2197	52.25	47.75
5	21	2014	4	18	4596	9.14	132	50285	2574	2022	56.01	43.99
4	10	2014	5	17	4594	9.14	133	50285	2558	2036	55.68	44.32
12	12	2014	6	18	4593	9.13	134	50285	2695	1898	58.68	41.32
5	29	2014	5	18	4587	9.12	135	50285	2677	1910	58.36	41.64

MO	DY	YR	DAY OF WK	HR	HR VOL	PERCENT OF AADT	HOUR NUMBER	AADT	EAST VOLUME	WEST VOLUME	PERCENT EAST IS OF TOTAL VOLUME	PERCENT WEST IS OF TOTAL VOLUME
12	12	2014	6	16	4587	9.12	136	50285	2571	2016	56.05	43.95
6	26	2014	5	17	4585	9.12	137	50285	2706	1879	59.02	40.98
1	10	2014	6	17	4584	9.12	138	50285	2637	1947	57.53	42.47
7	9	2014	4	16	4583	9.11	139	50285	2489	2094	54.31	45.69
5	8	2014	5	18	4578	9.10	140	50285	2625	1953	57.34	42.66
12	18	2014	5	18	4577	9.10	141	50285	2717	1860	59.36	40.64
2	14	2014	6	18	4575	9.10	142	50285	2701	1874	59.04	40.96
6	27	2014	6	15	4572	9.09	143	50285	2432	2140	53.19	46.81
11	7	2014	6	16	4570	9.09	144	50285	2505	2065	54.81	45.19
4	4	2014	6	18	4564	9.08	145	50285	2677	1887	58.65	41.35
5	14	2014	4	18	4564	9.08	146	50285	2540	2024	55.65	44.35
12	2	2014	3	17	4564	9.08	147	50285	2592	1972	56.79	43.21
6	27	2014	6	14	4563	9.07	148	50285	2346	2217	51.41	48.59
7	14	2014	2	18	4562	9.07	149	50285	2460	2102	53.92	46.08
3	7	2014	6	18	4557	9.06	150	50285	2665	1892	58.48	41.52
12	15	2014	2	17	4556	9.06	151	50285	2600	1956	57.07	42.93
4	25	2014	6	16	4555	9.06	152	50285	2449	2106	53.77	46.23
7	12	2014	7	13	4551	9.05	153	50285	2602	1949	57.17	42.83
5	2	2014	6	16	4550	9.05	154	50285	2529	2021	55.58	44.42
5	28	2014	4	17	4549	9.05	155	50285	2610	1939	57.38	42.62
5	13	2014	3	17	4548	9.04	156	50285	2598	1950	57.12	42.88
5	1	2014	5	17	4545	9.04	157	50285	2533	2012	55.73	44.27
5	27	2014	3	17	4542	9.03	158	50285	2599	1943	57.22	42.78
5	20	2014	3	17	4541	9.03	159	50285	2637	1904	58.07	41.93
10	8	2014	4	17	4539	9.03	160	50285	2524	2015	55.61	44.39
7	11	2014	6	15	4538	9.02	161	50285	2472	2066	54.47	45.53
10	1	2014	4	18	4536	9.02	162	50285	2646	1890	58.33	41.67
7	3	2014	5	14	4535	9.02	163	50285	2514	2021	55.44	44.56
12	5	2014	6	17	4534	9.02	164	50285	2570	1964	56.68	43.32
7	6	2014	1	13	4530	9.01	165	50285	1951	2579	43.07	56.93
10	7	2014	3	17	4529	9.01	166	50285	2589	1940	57.16	42.84
7	8	2014	3	16	4527	9.00	167	50285	2512	2015	55.49	44.51
11	25	2014	3	17	4527	9.00	168	50285	2662	1865	58.80	41.20
7	10	2014	5	16	4526	9.00	169	50285	2460	2066	54.35	45.65
6	2	2014	2	17	4525	9.00	170	50285	2573	1952	56.86	43.14
7	11	2014	6	13	4522	8.99	171	50285	2348	2174	51.92	48.08
7	3	2014	5	12	4518	8.98	172	50285	2505	2013	55.44	44.56
12	30	2014	3	17	4518	8.98	173	50285	2636	1882	58.34	41.66
6	17	2014	3	18	4517	8.98	174	50285	2579	1938	57.10	42.90
6	3	2014	3	17	4512	8.97	175	50285	2554	1958	56.60	43.40
7	14	2014	2	17	4511	8.97	176	50285	2497	2014	55.35	44.65

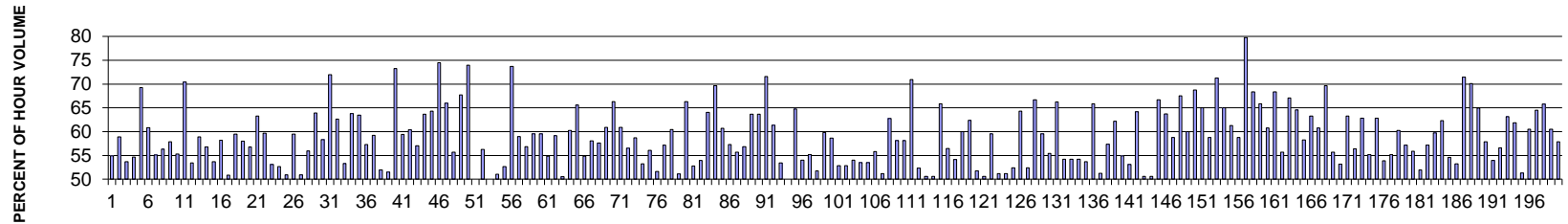
MO	DY	YR	DAY OF WK	HR	HR VOL	PERCENT OF AADT	HOUR NUMBER	AADT	EAST VOLUME	WEST VOLUME	PERCENT EAST IS OF TOTAL VOLUME	PERCENT WEST IS OF TOTAL VOLUME
10	30	2014	5	17	4510	8.97	177	50285	2617	1893	58.03	41.97
4	17	2014	5	18	4505	8.96	178	50285	2634	1871	58.47	41.53
12	26	2014	6	16	4505	8.96	179	50285	2399	2106	53.25	46.75
11	13	2014	5	17	4504	8.96	180	50285	2622	1882	58.21	41.79
4	30	2014	4	17	4500	8.95	181	50285	2586	1914	57.47	42.53
12	10	2014	4	18	4500	8.95	182	50285	2593	1907	57.62	42.38
7	12	2014	7	14	4499	8.95	183	50285	2563	1936	56.97	43.03
11	6	2014	5	18	4499	8.95	184	50285	2633	1866	58.52	41.48
11	19	2014	4	17	4498	8.95	185	50285	2598	1900	57.76	42.24
10	6	2014	2	17	4497	8.94	186	50285	2574	1923	57.24	42.76
10	23	2014	5	17	4496	8.94	187	50285	2627	1869	58.43	41.57
10	29	2014	4	17	4494	8.94	188	50285	2552	1942	56.79	43.21
5	20	2014	3	18	4491	8.93	189	50285	2596	1895	57.80	42.20
12	23	2014	3	15	4489	8.93	190	50285	2350	2139	52.35	47.65
6	17	2014	3	17	4488	8.93	191	50285	2526	1962	56.28	43.72
10	30	2014	5	18	4488	8.93	192	50285	2647	1841	58.98	41.02
12	20	2014	7	14	4485	8.92	193	50285	2222	2263	49.54	50.46
5	1	2014	5	18	4484	8.92	194	50285	2538	1946	56.60	43.40
10	31	2014	6	16	4484	8.92	195	50285	2534	1950	56.51	43.49
4	10	2014	5	18	4482	8.91	196	50285	2591	1891	57.81	42.19
4	18	2014	6	16	4482	8.91	197	50285	2560	1922	57.12	42.88
12	20	2014	7	13	4481	8.91	198	50285	2169	2312	48.40	51.60
10	23	2014	5	18	4480	8.91	199	50285	2589	1891	57.79	42.21
4	8	2014	3	17	4476	8.90	200	50285	2533	1943	56.59	43.41

**SR 395 MP 260.00 ORIENT ADC SITE P26
K FOR PEAK 200 HOURS OF 2014**



AADT= 646 K 30 FACTOR= 16.72 K 100 FACTOR= 13.47 K 200 FACTOR= 11.76 D 30 FACTOR= 58.33

**SR 395 MP 260.00 ORIENT ADC SITE P26
D % IN THE PEAK 200 HOURS OF 2014**



MO	DY	YR	DAY OF WK	HR	HR VOL	PERCENT OF AADT	HOUR NUMBER	AADT	NORTH VOLUME	SOUTH VOLUME	PERCENT NORTH IS OF TOTAL VOLUME	PERCENT SOUTH IS OF TOTAL VOLUME
7	26	2014	7	18	173	26.78	1	646	95	78	54.91	45.09
7	27	2014	1	13	163	25.23	2	646	67	96	41.10	58.90
8	2	2014	7	16	162	25.08	3	646	75	87	46.30	53.70
7	26	2014	7	16	161	24.92	4	646	73	88	45.34	54.66
7	26	2014	7	13	153	23.68	5	646	106	47	69.28	30.72
7	26	2014	7	14	148	22.91	6	646	90	58	60.81	39.19
7	12	2014	7	17	138	21.36	7	646	76	62	55.07	44.93
7	19	2014	7	12	135	20.90	8	646	76	59	56.30	43.70
7	19	2014	7	18	133	20.59	9	646	56	77	42.11	57.89
7	13	2014	1	17	132	20.43	10	646	59	73	44.70	55.30
7	27	2014	1	11	132	20.43	11	646	39	93	29.55	70.45
7	26	2014	7	12	131	20.28	12	646	70	61	53.44	46.56

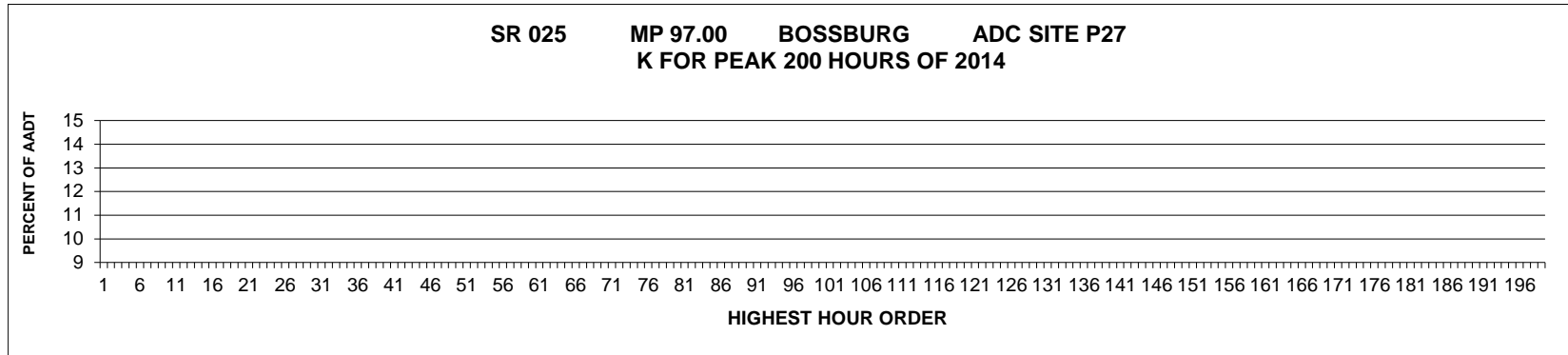
MO	DY	YR	DAY OF WK	HR	HR VOL	PERCENT OF AADT	HOUR NUMBER	AADT	NORTH VOLUME	SOUTH VOLUME	PERCENT NORTH IS OF TOTAL VOLUME	PERCENT SOUTH IS OF TOTAL VOLUME
7	12	2014	7	13	129	19.97	13	646	76	53	58.91	41.09
7	19	2014	7	15	125	19.35	14	646	71	54	56.80	43.20
7	27	2014	1	16	123	19.04	15	646	57	66	46.34	53.66
7	12	2014	7	16	122	18.89	16	646	71	51	58.20	41.80
8	3	2014	1	18	122	18.89	17	646	60	62	49.18	50.82
7	13	2014	1	15	121	18.73	18	646	72	49	59.50	40.50
7	26	2014	7	15	119	18.42	19	646	69	50	57.98	42.02
7	27	2014	1	15	118	18.27	20	646	51	67	43.22	56.78
7	19	2014	7	13	117	18.11	21	646	74	43	63.25	36.75
8	10	2014	1	18	114	17.65	22	646	46	68	40.35	59.65
7	25	2014	6	13	113	17.49	23	646	53	60	46.90	53.10
7	12	2014	7	18	112	17.34	24	646	59	53	52.68	47.32
8	3	2014	1	13	112	17.34	25	646	57	55	50.89	49.11
8	9	2014	7	13	111	17.18	26	646	66	45	59.46	40.54
7	20	2014	1	15	110	17.03	27	646	56	54	50.91	49.09
8	10	2014	1	17	109	16.87	28	646	48	61	44.04	55.96
7	25	2014	6	14	108	16.72	29	646	69	39	63.89	36.11
8	2	2014	7	13	108	16.72	30	646	63	45	58.33	41.67
7	27	2014	1	12	107	16.56	31	646	30	77	28.04	71.96
7	27	2014	1	17	107	16.56	32	646	40	67	37.38	62.62
8	2	2014	7	12	107	16.56	33	646	57	50	53.27	46.73
8	1	2014	6	15	105	16.25	34	646	67	38	63.81	36.19
8	2	2014	7	14	104	16.10	35	646	66	38	63.46	36.54
7	27	2014	1	18	103	15.94	36	646	44	59	42.72	57.28
8	3	2014	1	14	103	15.94	37	646	61	42	59.22	40.78
8	3	2014	1	16	102	15.79	38	646	53	49	51.96	48.04
7	19	2014	7	16	101	15.63	39	646	49	52	48.51	51.49
7	25	2014	6	17	101	15.63	40	646	74	27	73.27	26.73
7	26	2014	7	17	101	15.63	41	646	60	41	59.41	40.59
8	8	2014	6	15	101	15.63	42	646	61	40	60.40	39.60
7	14	2014	2	12	100	15.48	43	646	43	57	43.00	57.00
8	4	2014	2	15	99	15.33	44	646	63	36	63.64	36.36
8	4	2014	2	16	98	15.17	45	646	63	35	64.29	35.71
8	4	2014	2	17	98	15.17	46	646	73	25	74.49	25.51
7	6	2014	1	11	97	15.02	47	646	33	64	34.02	65.98
7	19	2014	7	17	97	15.02	48	646	43	54	44.33	55.67
7	13	2014	1	14	96	14.86	49	646	65	31	67.71	32.29
7	25	2014	6	18	96	14.86	50	646	71	25	73.96	26.04
8	1	2014	6	18	96	14.86	51	646	48	48	50.00	50.00
8	2	2014	7	17	96	14.86	52	646	42	54	43.75	56.25
8	3	2014	1	17	96	14.86	53	646	48	48	50.00	50.00

MO	DY	YR	DAY OF WK	HR	HR VOL	PERCENT OF AADT	HOUR NUMBER	AADT	NORTH VOLUME	SOUTH VOLUME	PERCENT NORTH IS OF TOTAL VOLUME	PERCENT SOUTH IS OF TOTAL VOLUME
8	9	2014	7	12	96	14.86	54	646	49	47	51.04	48.96
7	20	2014	1	17	95	14.71	55	646	45	50	47.37	52.63
7	27	2014	1	10	95	14.71	56	646	25	70	26.32	73.68
8	1	2014	6	17	95	14.71	57	646	56	39	58.95	41.05
8	2	2014	7	15	95	14.71	58	646	54	41	56.84	43.16
7	13	2014	1	13	94	14.55	59	646	56	38	59.57	40.43
7	27	2014	1	14	94	14.55	60	646	56	38	59.57	40.43
7	12	2014	7	12	93	14.40	61	646	51	42	54.84	45.16
7	16	2014	4	16	93	14.40	62	646	38	55	40.86	59.14
7	18	2014	6	17	93	14.40	63	646	47	46	50.54	49.46
7	19	2014	7	14	93	14.40	64	646	56	37	60.22	39.78
8	1	2014	6	16	93	14.40	65	646	61	32	65.59	34.41
8	4	2014	2	14	93	14.40	66	646	51	42	54.84	45.16
8	10	2014	1	13	93	14.40	67	646	54	39	58.06	41.94
7	4	2014	6	15	92	14.24	68	646	53	39	57.61	42.39
7	5	2014	7	16	92	14.24	69	646	56	36	60.87	39.13
7	12	2014	7	14	92	14.24	70	646	61	31	66.30	33.70
7	12	2014	7	15	92	14.24	71	646	56	36	60.87	39.13
7	20	2014	1	16	92	14.24	72	646	52	40	56.52	43.48
7	25	2014	6	15	92	14.24	73	646	54	38	58.70	41.30
8	16	2014	7	14	92	14.24	74	646	49	43	53.26	46.74
7	7	2014	2	14	91	14.09	75	646	51	40	56.04	43.96
7	13	2014	1	16	91	14.09	76	646	47	44	51.65	48.35
7	13	2014	1	18	91	14.09	77	646	39	52	42.86	57.14
8	3	2014	1	12	91	14.09	78	646	36	55	39.56	60.44
7	25	2014	6	12	90	13.93	79	646	46	44	51.11	48.89
7	4	2014	6	14	89	13.78	80	646	59	30	66.29	33.71
7	5	2014	7	17	89	13.78	81	646	47	42	52.81	47.19
7	6	2014	1	17	89	13.78	82	646	48	41	53.93	46.07
7	24	2014	5	16	89	13.78	83	646	57	32	64.04	35.96
7	24	2014	5	17	89	13.78	84	646	62	27	69.66	30.34
7	31	2014	5	18	89	13.78	85	646	54	35	60.67	39.33
8	9	2014	7	19	89	13.78	86	646	38	51	42.70	57.30
7	6	2014	1	15	88	13.62	87	646	49	39	55.68	44.32
7	24	2014	5	12	88	13.62	88	646	38	50	43.18	56.82
7	24	2014	5	13	88	13.62	89	646	32	56	36.36	63.64
7	25	2014	6	16	88	13.62	90	646	56	32	63.64	36.36
8	2	2014	7	11	88	13.62	91	646	25	63	28.41	71.59
8	4	2014	2	11	88	13.62	92	646	34	54	38.64	61.36
8	5	2014	3	13	88	13.62	93	646	47	41	53.41	46.59
8	7	2014	5	14	88	13.62	94	646	44	44	50.00	50.00

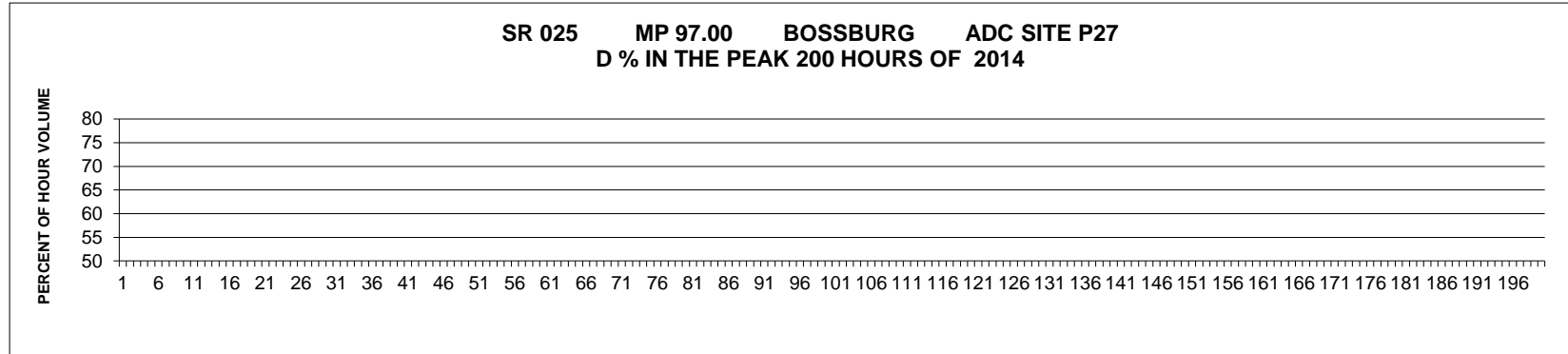
MO	DY	YR	DAY OF WK	HR	HR VOL	PERCENT OF AADT	HOUR NUMBER	AADT	NORTH VOLUME	SOUTH VOLUME	PERCENT NORTH IS OF TOTAL VOLUME	PERCENT SOUTH IS OF TOTAL VOLUME
8	16	2014	7	11	88	13.62	95	646	31	57	35.23	64.77
7	18	2014	6	14	87	13.47	96	646	47	40	54.02	45.98
7	18	2014	6	15	87	13.47	97	646	48	39	55.17	44.83
7	21	2014	2	14	87	13.47	98	646	42	45	48.28	51.72
7	26	2014	7	11	87	13.47	99	646	35	52	40.23	59.77
8	4	2014	2	13	87	13.47	100	646	51	36	58.62	41.38
8	5	2014	3	15	87	13.47	101	646	46	41	52.87	47.13
8	9	2014	7	18	87	13.47	102	646	41	46	47.13	52.87
8	30	2014	7	14	87	13.47	103	646	47	40	54.02	45.98
5	1	2014	5	16	86	13.31	104	646	46	40	53.49	46.51
7	3	2014	5	15	86	13.31	105	646	46	40	53.49	46.51
7	29	2014	3	15	86	13.31	106	646	48	38	55.81	44.19
7	31	2014	5	12	86	13.31	107	646	44	42	51.16	48.84
7	31	2014	5	16	86	13.31	108	646	54	32	62.79	37.21
8	1	2014	6	12	86	13.31	109	646	36	50	41.86	58.14
8	8	2014	6	17	86	13.31	110	646	50	36	58.14	41.86
8	15	2014	6	17	86	13.31	111	646	61	25	70.93	29.07
8	30	2014	7	13	86	13.31	112	646	41	45	47.67	52.33
7	2	2014	4	14	85	13.16	113	646	42	43	49.41	50.59
7	3	2014	5	12	85	13.16	114	646	43	42	50.59	49.41
7	11	2014	6	16	85	13.16	115	646	56	29	65.88	34.12
7	26	2014	7	19	85	13.16	116	646	37	48	43.53	56.47
7	30	2014	4	15	85	13.16	117	646	46	39	54.12	45.88
8	1	2014	6	13	85	13.16	118	646	34	51	40.00	60.00
8	7	2014	5	12	85	13.16	119	646	32	53	37.65	62.35
8	8	2014	6	13	85	13.16	120	646	44	41	51.76	48.24
8	17	2014	1	17	85	13.16	121	646	43	42	50.59	49.41
6	27	2014	6	13	84	13.00	122	646	34	50	40.48	59.52
7	3	2014	5	13	84	13.00	123	646	41	43	48.81	51.19
7	4	2014	6	17	84	13.00	124	646	41	43	48.81	51.19
7	13	2014	1	19	84	13.00	125	646	40	44	47.62	52.38
7	20	2014	1	13	84	13.00	126	646	30	54	35.71	64.29
7	20	2014	1	18	84	13.00	127	646	40	44	47.62	52.38
8	8	2014	6	18	84	13.00	128	646	56	28	66.67	33.33
8	14	2014	5	13	84	13.00	129	646	34	50	40.48	59.52
7	21	2014	2	16	83	12.85	130	646	46	37	55.42	44.58
7	24	2014	5	11	83	12.85	131	646	28	55	33.73	66.27
7	31	2014	5	14	83	12.85	132	646	45	38	54.22	45.78
9	4	2014	5	16	83	12.85	133	646	45	38	54.22	45.78
10	25	2014	7	12	83	12.85	134	646	38	45	45.78	54.22
7	6	2014	1	14	82	12.69	135	646	38	44	46.34	53.66

MO	DY	YR	DAY OF WK	HR	HR VOL	PERCENT OF AADT	HOUR NUMBER	AADT	NORTH VOLUME	SOUTH VOLUME	PERCENT NORTH IS OF TOTAL VOLUME	PERCENT SOUTH IS OF TOTAL VOLUME
7	11	2014	6	15	82	12.69	136	646	54	28	65.85	34.15
7	16	2014	4	13	82	12.69	137	646	42	40	51.22	48.78
7	17	2014	5	14	82	12.69	138	646	47	35	57.32	42.68
8	30	2014	7	11	82	12.69	139	646	31	51	37.80	62.20
9	18	2014	5	12	82	12.69	140	646	37	45	45.12	54.88
7	15	2014	3	16	81	12.54	141	646	38	43	46.91	53.09
7	16	2014	4	17	81	12.54	142	646	52	29	64.20	35.80
8	1	2014	6	14	81	12.54	143	646	41	40	50.62	49.38
8	10	2014	1	12	81	12.54	144	646	41	40	50.62	49.38
10	10	2014	6	16	81	12.54	145	646	54	27	66.67	33.33
5	16	2014	6	17	80	12.38	146	646	51	29	63.75	36.25
7	15	2014	3	17	80	12.38	147	646	47	33	58.75	41.25
7	17	2014	5	17	80	12.38	148	646	54	26	67.50	32.50
7	30	2014	4	17	80	12.38	149	646	48	32	60.00	40.00
8	1	2014	6	19	80	12.38	150	646	55	25	68.75	31.25
8	9	2014	7	15	80	12.38	151	646	52	28	65.00	35.00
8	14	2014	5	12	80	12.38	152	646	33	47	41.25	58.75
8	15	2014	6	16	80	12.38	153	646	57	23	71.25	28.75
8	18	2014	2	17	80	12.38	154	646	52	28	65.00	35.00
8	21	2014	5	16	80	12.38	155	646	49	31	61.25	38.75
8	29	2014	6	15	80	12.38	156	646	47	33	58.75	41.25
6	6	2014	6	11	79	12.23	157	646	16	63	20.25	79.75
7	1	2014	3	17	79	12.23	158	646	54	25	68.35	31.65
7	2	2014	4	15	79	12.23	159	646	52	27	65.82	34.18
7	4	2014	6	13	79	12.23	160	646	48	31	60.76	39.24
7	14	2014	2	15	79	12.23	161	646	54	25	68.35	31.65
7	17	2014	5	11	79	12.23	162	646	35	44	44.30	55.70
7	18	2014	6	18	79	12.23	163	646	53	26	67.09	32.91
7	29	2014	3	14	79	12.23	164	646	51	28	64.56	35.44
8	5	2014	3	12	79	12.23	165	646	33	46	41.77	58.23
8	5	2014	3	16	79	12.23	166	646	50	29	63.29	36.71
8	6	2014	4	16	79	12.23	167	646	48	31	60.76	39.24
8	9	2014	7	16	79	12.23	168	646	55	24	69.62	30.38
8	9	2014	7	17	79	12.23	169	646	44	35	55.70	44.30
10	10	2014	6	14	79	12.23	170	646	37	42	46.84	53.16
10	11	2014	7	12	79	12.23	171	646	29	50	36.71	63.29
7	12	2014	7	10	78	12.07	172	646	34	44	43.59	56.41
7	13	2014	1	12	78	12.07	173	646	49	29	62.82	37.18
8	10	2014	1	19	78	12.07	174	646	35	43	44.87	55.13
8	14	2014	5	17	78	12.07	175	646	49	29	62.82	37.18
8	17	2014	1	12	78	12.07	176	646	36	42	46.15	53.85

MO	DY	YR	DAY OF WK	HR	HR VOL	PERCENT OF AADT	HOUR NUMBER	AADT	NORTH VOLUME	SOUTH VOLUME	PERCENT NORTH IS OF TOTAL VOLUME	PERCENT SOUTH IS OF TOTAL VOLUME
8	28	2014	5	14	78	12.07	177	646	35	43	44.87	55.13
10	13	2014	2	14	78	12.07	178	646	47	31	60.26	39.74
5	9	2014	6	16	77	11.92	179	646	44	33	57.14	42.86
7	3	2014	5	14	77	11.92	180	646	43	34	55.84	44.16
7	9	2014	4	14	77	11.92	181	646	40	37	51.95	48.05
7	11	2014	6	14	77	11.92	182	646	33	44	42.86	57.14
7	17	2014	5	15	77	11.92	183	646	46	31	59.74	40.26
7	19	2014	7	11	77	11.92	184	646	29	48	37.66	62.34
7	24	2014	5	14	77	11.92	185	646	42	35	54.55	45.45
7	29	2014	3	12	77	11.92	186	646	36	41	46.75	53.25
7	30	2014	4	10	77	11.92	187	646	22	55	28.57	71.43
8	6	2014	4	11	77	11.92	188	646	23	54	29.87	70.13
8	31	2014	1	12	77	11.92	189	646	27	50	35.06	64.94
6	20	2014	6	15	76	11.76	190	646	44	32	57.89	42.11
7	6	2014	1	16	76	11.76	191	646	41	35	53.95	46.05
7	14	2014	2	14	76	11.76	192	646	43	33	56.58	43.42
7	16	2014	4	14	76	11.76	193	646	48	28	63.16	36.84
7	20	2014	1	14	76	11.76	194	646	47	29	61.84	38.16
7	31	2014	5	13	76	11.76	195	646	39	37	51.32	48.68
8	11	2014	2	14	76	11.76	196	646	46	30	60.53	39.47
8	22	2014	6	11	76	11.76	197	646	27	49	35.53	64.47
8	22	2014	6	12	76	11.76	198	646	26	50	34.21	65.79
8	22	2014	6	16	76	11.76	199	646	46	30	60.53	39.47
8	25	2014	2	15	76	11.76	200	646	44	32	57.89	42.11

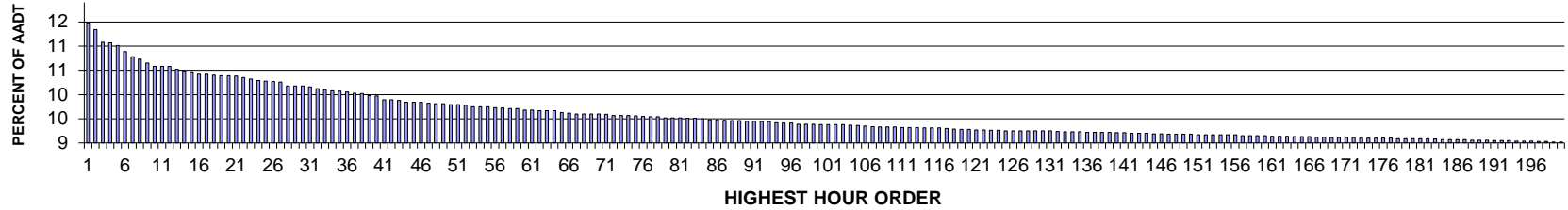


AADT= 0 K 30 FACTOR= 0.00 K 100 FACTOR= 0.00 K 200 FACTOR= 0.00 D 30 FACTOR= 0.00



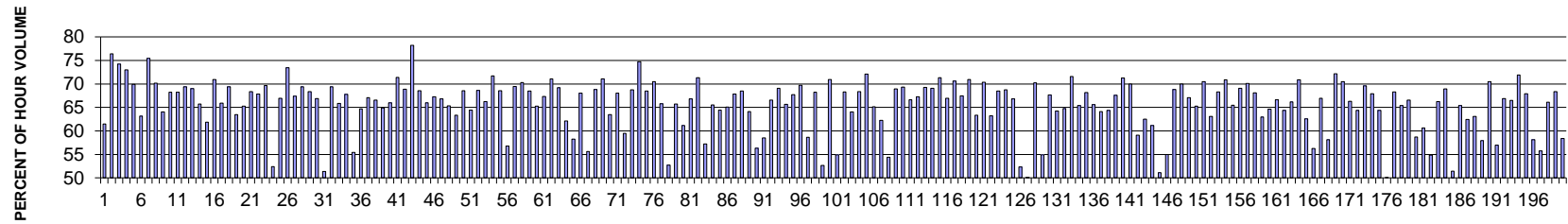
MO	DY	YR	DAY OF WK	HR	HR VOL	PERCENT OF AADT	HOUR NUMBER	AADT	NORTH VOLUME	SOUTH VOLUME	PERCENT IS OF TOTAL VOLUME	PERCENT IS OF TOTAL VOLUME
----	----	----	-----------	----	--------	-----------------	-------------	------	--------------	--------------	----------------------------	----------------------------

**SR 002 MP 301.40 CHATTAROY ADC SITE P28
K FOR PEAK 200 HOURS OF 2014**



AADT= 16221 K 30 FACTOR= 10.28 K 100 FACTOR= 9.48 K 200 FACTOR= 9.12 D 30 FACTOR= 66.89

**SR 002 MP 301.40 CHATTAROY ADC SITE P28
D % IN THE PEAK 200 HOURS OF 2014**



MO	DY	YR	DAY OF WK	HR	HR VOL	PERCENT OF AADT	HOUR NUMBER	AADT	EAST VOLUME	WEST VOLUME	PERCENT EAST IS OF TOTAL VOLUME	PERCENT WEST IS OF TOTAL VOLUME
7	6	2014	1	14	1878	11.58	1	16221	723	1155	38.50	61.50
7	3	2014	5	18	1855	11.44	2	16221	1418	437	76.44	23.56
5	23	2014	6	17	1813	11.18	3	16221	1346	467	74.24	25.76
7	3	2014	5	17	1812	11.17	4	16221	1323	489	73.01	26.99
9	12	2014	6	18	1802	11.11	5	16221	1260	542	69.92	30.08
7	6	2014	1	15	1782	10.99	6	16221	657	1125	36.87	63.13
5	23	2014	6	18	1765	10.88	7	16221	1332	433	75.47	24.53
7	3	2014	5	16	1756	10.83	8	16221	1232	524	70.16	29.84
7	6	2014	1	13	1744	10.75	9	16221	627	1117	35.95	64.05
7	18	2014	6	17	1733	10.68	10	16221	1183	550	68.26	31.74
10	3	2014	6	18	1733	10.68	11	16221	1182	551	68.21	31.79
9	5	2014	6	18	1732	10.68	12	16221	1202	530	69.40	30.60

MO	DY	YR	DAY OF WK	HR	HR VOL	PERCENT OF AADT	HOUR NUMBER	AADT	EAST VOLUME	WEST VOLUME	PERCENT EAST IS OF TOTAL VOLUME	PERCENT WEST IS OF TOTAL VOLUME
6	27	2014	6	18	1722	10.62	13	16221	1188	534	68.99	31.01
9	5	2014	6	17	1717	10.59	14	16221	1128	589	65.70	34.30
7	6	2014	1	16	1715	10.57	15	16221	654	1061	38.13	61.87
5	30	2014	6	18	1707	10.52	16	16221	1211	496	70.94	29.06
6	6	2014	6	17	1706	10.52	17	16221	1124	582	65.89	34.11
7	11	2014	6	17	1703	10.50	18	16221	1182	521	69.41	30.59
10	10	2014	6	17	1702	10.49	19	16221	1080	622	63.45	36.55
9	12	2014	6	17	1701	10.49	20	16221	1110	591	65.26	34.74
6	27	2014	6	17	1700	10.48	21	16221	1162	538	68.35	31.65
5	30	2014	6	17	1695	10.45	22	16221	1150	545	67.85	32.15
7	11	2014	6	18	1690	10.42	23	16221	1177	513	69.64	30.36
7	19	2014	7	12	1686	10.39	24	16221	803	883	47.63	52.37
11	7	2014	6	17	1684	10.38	25	16221	1127	557	66.92	33.08
7	18	2014	6	18	1682	10.37	26	16221	1236	446	73.48	26.52
9	19	2014	6	18	1680	10.36	27	16221	1132	548	67.38	32.62
6	20	2014	6	18	1667	10.28	28	16221	1157	510	69.41	30.59
7	1	2014	3	18	1667	10.28	29	16221	1140	527	68.39	31.61
10	3	2014	6	17	1667	10.28	30	16221	1115	552	66.89	33.11
7	26	2014	7	12	1664	10.26	31	16221	855	809	51.38	48.62
7	6	2014	1	17	1658	10.22	32	16221	507	1151	30.58	69.42
7	3	2014	5	15	1655	10.20	33	16221	1090	565	65.86	34.14
10	10	2014	6	18	1651	10.18	34	16221	1119	532	67.78	32.22
7	26	2014	7	13	1649	10.17	35	16221	914	735	55.43	44.57
11	14	2014	6	17	1646	10.15	36	16221	1065	581	64.70	35.30
10	17	2014	6	18	1643	10.13	37	16221	1102	541	67.07	32.93
5	16	2014	6	17	1642	10.12	38	16221	1093	549	66.57	33.43
9	1	2014	2	15	1635	10.08	39	16221	574	1061	35.11	64.89
6	20	2014	6	17	1634	10.07	40	16221	1078	556	65.97	34.03
5	26	2014	2	13	1621	9.99	41	16221	464	1157	28.62	71.38
9	10	2014	4	18	1621	9.99	42	16221	1116	505	68.85	31.15
7	3	2014	5	19	1619	9.98	43	16221	1266	353	78.20	21.80
5	16	2014	6	18	1613	9.94	44	16221	1106	507	68.57	31.43
6	13	2014	6	17	1613	9.94	45	16221	1064	549	65.96	34.04
7	10	2014	5	18	1612	9.94	46	16221	1084	528	67.25	32.75
9	1	2014	2	14	1609	9.92	47	16221	534	1075	33.19	66.81
7	1	2014	3	17	1608	9.91	48	16221	1051	557	65.36	34.64
10	24	2014	6	17	1608	9.91	49	16221	1019	589	63.37	36.63
7	6	2014	1	12	1605	9.89	50	16221	505	1100	31.46	68.54
9	19	2014	6	17	1605	9.89	51	16221	1034	571	64.42	35.58
7	2	2014	4	18	1603	9.88	52	16221	1100	503	68.62	31.38
5	9	2014	6	17	1598	9.85	53	16221	1059	539	66.27	33.73

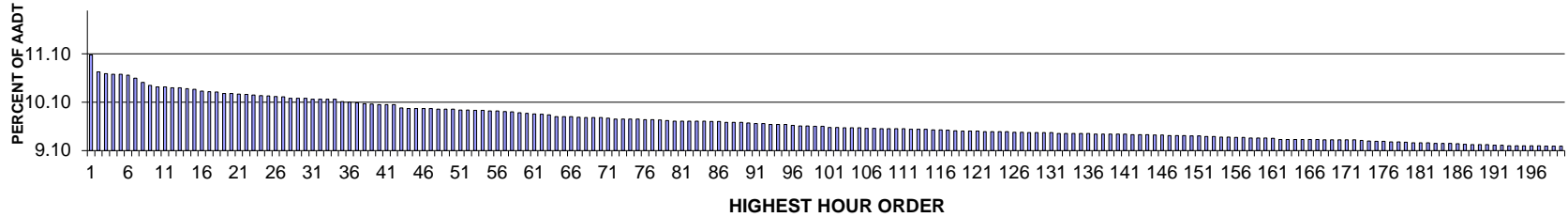
MO	DY	YR	DAY OF WK	HR	HR VOL	PERCENT OF AADT	HOUR NUMBER	AADT	EAST VOLUME	WEST VOLUME	PERCENT EAST IS OF TOTAL VOLUME	PERCENT WEST IS OF TOTAL VOLUME
6	13	2014	6	18	1597	9.85	54	16221	1145	452	71.70	28.30
7	17	2014	5	18	1597	9.85	55	16221	1095	502	68.57	31.43
7	12	2014	7	13	1595	9.83	56	16221	906	689	56.80	43.20
5	26	2014	2	14	1593	9.82	57	16221	487	1106	30.57	69.43
6	5	2014	5	18	1592	9.81	58	16221	1119	473	70.29	29.71
5	23	2014	6	16	1591	9.81	59	16221	1090	501	68.51	31.49
5	2	2014	6	17	1587	9.78	60	16221	1036	551	65.28	34.72
9	2	2014	3	17	1586	9.78	61	16221	1068	518	67.34	32.66
9	26	2014	6	18	1585	9.77	62	16221	1127	458	71.10	28.90
6	4	2014	4	18	1584	9.77	63	16221	1096	488	69.19	30.81
9	10	2014	4	17	1584	9.77	64	16221	984	600	62.12	37.88
9	5	2014	6	16	1579	9.73	65	16221	920	659	58.26	41.74
9	4	2014	5	18	1577	9.72	66	16221	1073	504	68.04	31.96
7	27	2014	1	16	1574	9.70	67	16221	699	875	44.41	55.59
10	24	2014	6	18	1574	9.70	68	16221	1083	491	68.81	31.19
6	6	2014	6	18	1573	9.70	69	16221	1118	455	71.07	28.93
9	26	2014	6	17	1573	9.70	70	16221	998	575	63.45	36.55
5	2	2014	6	18	1572	9.69	71	16221	1070	502	68.07	31.93
10	3	2014	6	16	1569	9.67	72	16221	933	636	59.46	40.54
5	26	2014	2	15	1568	9.67	73	16221	490	1078	31.25	68.75
7	4	2014	6	12	1568	9.67	74	16221	1172	396	74.74	25.26
10	17	2014	6	17	1567	9.66	75	16221	1073	494	68.47	31.53
9	25	2014	5	18	1565	9.65	76	16221	1103	462	70.48	29.52
7	16	2014	4	18	1564	9.64	77	16221	1029	535	65.79	34.21
7	27	2014	1	13	1564	9.64	78	16221	740	824	47.31	52.69
9	17	2014	4	18	1561	9.62	79	16221	1026	535	65.73	34.27
6	20	2014	6	16	1560	9.62	80	16221	954	606	61.15	38.85
9	1	2014	2	13	1560	9.62	81	16221	518	1042	33.21	66.79
6	12	2014	5	18	1559	9.61	82	16221	1112	447	71.33	28.67
7	26	2014	7	14	1559	9.61	83	16221	892	667	57.22	42.78
9	4	2014	5	17	1557	9.60	84	16221	1020	537	65.51	34.49
6	10	2014	3	17	1554	9.58	85	16221	1001	553	64.41	35.59
6	19	2014	5	17	1554	9.58	86	16221	1011	543	65.06	34.94
11	14	2014	6	18	1552	9.57	87	16221	1053	499	67.85	32.15
5	6	2014	3	18	1551	9.56	88	16221	1062	489	68.47	31.53
7	14	2014	2	17	1550	9.56	89	16221	994	556	64.13	35.87
7	5	2014	7	12	1549	9.55	90	16221	677	872	43.71	56.29
10	10	2014	6	16	1549	9.55	91	16221	906	643	58.49	41.51
9	24	2014	4	18	1548	9.54	92	16221	1030	518	66.54	33.46
10	9	2014	5	18	1547	9.54	93	16221	1069	478	69.10	30.90
6	25	2014	4	18	1545	9.52	94	16221	1014	531	65.63	34.37

MO	DY	YR	DAY OF WK	HR	HR VOL	PERCENT OF AADT	HOUR NUMBER	AADT	EAST VOLUME	WEST VOLUME	PERCENT EAST IS OF TOTAL VOLUME	PERCENT WEST IS OF TOTAL VOLUME
9	11	2014	5	18	1543	9.51	95	16221	1045	498	67.73	32.27
5	9	2014	6	18	1542	9.51	96	16221	1075	467	69.71	30.29
5	30	2014	6	16	1540	9.49	97	16221	903	637	58.64	41.36
7	9	2014	4	18	1540	9.49	98	16221	1051	489	68.25	31.75
7	27	2014	1	14	1539	9.49	99	16221	729	810	47.37	52.63
4	15	2014	3	18	1538	9.48	100	16221	1091	447	70.94	29.06
6	6	2014	6	16	1538	9.48	101	16221	844	694	54.88	45.12
5	22	2014	5	18	1537	9.48	102	16221	1050	487	68.31	31.69
7	28	2014	2	17	1537	9.48	103	16221	984	553	64.02	35.98
5	7	2014	4	18	1536	9.47	104	16221	1050	486	68.36	31.64
7	15	2014	3	18	1535	9.46	105	16221	1107	428	72.12	27.88
7	2	2014	4	17	1533	9.45	106	16221	999	534	65.17	34.83
5	2	2014	6	16	1532	9.44	107	16221	954	578	62.27	37.73
7	20	2014	1	15	1530	9.43	108	16221	698	832	45.62	54.38
9	2	2014	3	18	1530	9.43	109	16221	1055	475	68.95	31.05
7	8	2014	3	18	1529	9.43	110	16221	1060	469	69.33	30.67
5	22	2014	5	17	1528	9.42	111	16221	1018	510	66.62	33.38
9	30	2014	3	18	1528	9.42	112	16221	1028	500	67.28	32.72
11	19	2014	4	18	1528	9.42	113	16221	1058	470	69.24	30.76
6	11	2014	4	18	1527	9.41	114	16221	1055	472	69.09	30.91
6	10	2014	3	18	1526	9.41	115	16221	1088	438	71.30	28.70
10	16	2014	5	18	1526	9.41	116	16221	1022	504	66.97	33.03
6	30	2014	2	18	1525	9.40	117	16221	1077	448	70.62	29.38
4	18	2014	6	17	1523	9.39	118	16221	1027	496	67.43	32.57
7	6	2014	1	18	1521	9.38	119	16221	442	1079	29.06	70.94
9	17	2014	4	17	1521	9.38	120	16221	963	558	63.31	36.69
5	27	2014	3	18	1520	9.37	121	16221	1070	450	70.39	29.61
7	11	2014	6	16	1520	9.37	122	16221	961	559	63.22	36.78
7	28	2014	2	18	1518	9.36	123	16221	1040	478	68.51	31.49
9	8	2014	2	18	1518	9.36	124	16221	1044	474	68.77	31.23
7	10	2014	5	17	1517	9.35	125	16221	1014	503	66.84	33.16
7	13	2014	1	13	1517	9.35	126	16221	794	723	52.34	47.66
7	20	2014	1	16	1517	9.35	127	16221	761	756	50.16	49.84
6	26	2014	5	18	1516	9.35	128	16221	1065	451	70.25	29.75
7	5	2014	7	13	1516	9.35	129	16221	684	832	45.12	54.88
7	7	2014	2	18	1516	9.35	130	16221	1026	490	67.68	32.32
7	15	2014	3	17	1516	9.35	131	16221	974	542	64.25	35.75
7	3	2014	5	14	1515	9.34	132	16221	981	534	64.75	35.25
4	1	2014	3	18	1514	9.33	133	16221	1084	430	71.60	28.40
7	8	2014	3	17	1514	9.33	134	16221	990	524	65.39	34.61
10	21	2014	3	18	1513	9.33	135	16221	1031	482	68.14	31.86

MO	DY	YR	DAY OF WK	HR	HR VOL	PERCENT OF AADT	HOUR NUMBER	AADT	EAST VOLUME	WEST VOLUME	PERCENT EAST IS OF TOTAL VOLUME	PERCENT WEST IS OF TOTAL VOLUME
6	11	2014	4	17	1512	9.32	136	16221	992	520	65.61	34.39
10	2	2014	5	17	1512	9.32	137	16221	969	543	64.09	35.91
9	25	2014	5	17	1511	9.32	138	16221	973	538	64.39	35.61
10	7	2014	3	18	1511	9.32	139	16221	1021	490	67.57	32.43
6	19	2014	5	18	1510	9.31	140	16221	1076	434	71.26	28.74
10	22	2014	4	18	1510	9.31	141	16221	1057	453	70.00	30.00
9	26	2014	6	16	1509	9.30	142	16221	892	617	59.11	40.89
7	21	2014	2	17	1508	9.30	143	16221	943	565	62.53	37.47
10	17	2014	6	16	1508	9.30	144	16221	922	586	61.14	38.86
7	12	2014	7	12	1507	9.29	145	16221	770	737	51.09	48.91
7	20	2014	1	14	1507	9.29	146	16221	679	828	45.06	54.94
5	14	2014	4	18	1506	9.28	147	16221	1036	470	68.79	31.21
5	28	2014	4	18	1506	9.28	148	16221	1054	452	69.99	30.01
7	27	2014	1	18	1506	9.28	149	16221	496	1010	32.93	67.07
6	30	2014	2	17	1505	9.28	150	16221	982	523	65.25	34.75
9	3	2014	4	18	1504	9.27	151	16221	1060	444	70.48	29.52
9	18	2014	5	17	1504	9.27	152	16221	949	555	63.10	36.90
5	21	2014	4	18	1503	9.27	153	16221	1027	476	68.33	31.67
6	18	2014	4	18	1503	9.27	154	16221	1065	438	70.86	29.14
7	16	2014	4	17	1503	9.27	155	16221	984	519	65.47	34.53
10	1	2014	4	18	1503	9.27	156	16221	1038	465	69.06	30.94
5	13	2014	3	18	1501	9.25	157	16221	1052	449	70.09	29.91
9	9	2014	3	18	1501	9.25	158	16221	1022	479	68.09	31.91
7	9	2014	4	17	1500	9.25	159	16221	944	556	62.93	37.07
11	21	2014	6	17	1500	9.25	160	16221	969	531	64.60	35.40
6	12	2014	5	17	1499	9.24	161	16221	999	500	66.64	33.36
9	1	2014	2	16	1499	9.24	162	16221	534	965	35.62	64.38
11	7	2014	6	18	1499	9.24	163	16221	992	507	66.18	33.82
6	16	2014	2	18	1497	9.23	164	16221	1061	436	70.88	29.12
9	11	2014	5	17	1497	9.23	165	16221	937	560	62.59	37.41
10	4	2014	7	16	1497	9.23	166	16221	842	655	56.25	43.75
11	10	2014	2	17	1495	9.22	167	16221	1001	494	66.96	33.04
11	14	2014	6	16	1495	9.22	168	16221	869	626	58.13	41.87
4	10	2014	5	18	1494	9.21	169	16221	1078	416	72.16	27.84
4	25	2014	6	18	1494	9.21	170	16221	1053	441	70.48	29.52
9	18	2014	5	18	1494	9.21	171	16221	991	503	66.33	33.67
10	9	2014	5	17	1494	9.21	172	16221	962	532	64.39	35.61
5	8	2014	5	18	1493	9.20	173	16221	1039	454	69.59	30.41
5	28	2014	4	17	1493	9.20	174	16221	1014	479	67.92	32.08
7	18	2014	6	16	1493	9.20	175	16221	961	532	64.37	35.63
7	19	2014	7	11	1493	9.20	176	16221	744	749	49.83	50.17

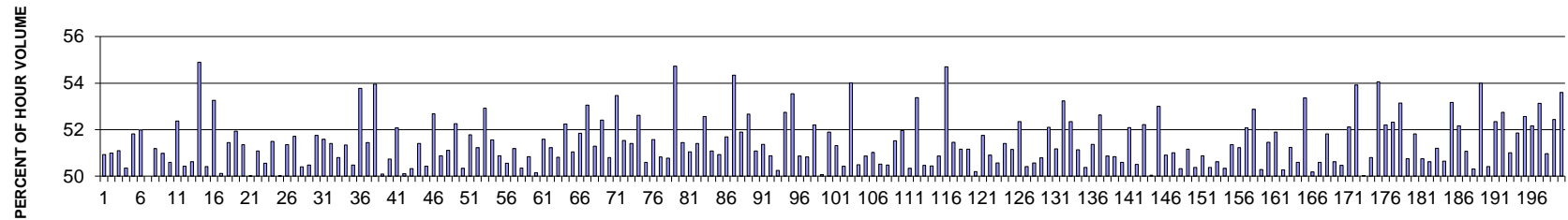
MO	DY	YR	DAY OF WK	HR	HR VOL	PERCENT OF AADT	HOUR NUMBER	AADT	EAST VOLUME	WEST VOLUME	PERCENT EAST IS OF TOTAL VOLUME	PERCENT WEST IS OF TOTAL VOLUME
10	2	2014	5	18	1492	9.20	177	16221	1019	473	68.30	31.70
5	1	2014	5	17	1491	9.19	178	16221	975	516	65.39	34.61
5	7	2014	4	17	1491	9.19	179	16221	992	499	66.53	33.47
7	26	2014	7	15	1491	9.19	180	16221	875	616	58.69	41.31
10	31	2014	6	18	1491	9.19	181	16221	904	587	60.63	39.37
7	26	2014	7	11	1490	9.19	182	16221	817	673	54.83	45.17
6	9	2014	2	17	1489	9.18	183	16221	986	503	66.22	33.78
3	21	2014	6	18	1488	9.17	184	16221	1026	462	68.95	31.05
10	11	2014	7	16	1488	9.17	185	16221	765	723	51.41	48.59
6	5	2014	5	17	1487	9.17	186	16221	973	514	65.43	34.57
10	20	2014	2	17	1487	9.17	187	16221	929	558	62.47	37.53
6	25	2014	4	17	1486	9.16	188	16221	937	549	63.06	36.94
7	27	2014	1	17	1486	9.16	189	16221	625	861	42.06	57.94
9	15	2014	2	18	1486	9.16	190	16221	1048	438	70.52	29.48
7	26	2014	7	16	1485	9.15	191	16221	846	639	56.97	43.03
4	11	2014	6	17	1484	9.15	192	16221	993	491	66.91	33.09
6	26	2014	5	17	1484	9.15	193	16221	987	497	66.51	33.49
5	5	2014	2	18	1483	9.14	194	16221	1066	417	71.88	28.12
10	8	2014	4	18	1483	9.14	195	16221	1007	476	67.90	32.10
11	7	2014	6	16	1482	9.14	196	16221	861	621	58.10	41.90
7	19	2014	7	16	1481	9.13	197	16221	826	655	55.77	44.23
12	2	2014	3	17	1481	9.13	198	16221	979	502	66.10	33.90
5	1	2014	5	18	1479	9.12	199	16221	1011	468	68.36	31.64
5	24	2014	7	12	1479	9.12	200	16221	863	616	58.35	41.65

**SR 082 MP 34.02 YAKIMA ADC SITE P29
K FOR PEAK 200 HOURS OF 2014**



AADT= 47544 K 30 FACTOR= 10.18 K 100 FACTOR= 9.60 K 200 FACTOR= 9.19 D 30 FACTOR= 51.76

**SR 082 MP 34.02 YAKIMA ADC SITE P29
D % IN THE PEAK 200 HOURS OF 2014**



MO	DY	YR	DAY OF WK	HR	HR VOL	PERCENT OF AADT	HOUR NUMBER	AADT	EAST VOLUME	WEST VOLUME	PERCENT EAST IS OF TOTAL VOLUME	PERCENT WEST IS OF TOTAL VOLUME
10	3	2014	6	17	5270	11.08	1	47544	2586	2684	49.07	50.93
9	19	2014	6	17	5103	10.73	2	47544	2501	2602	49.01	50.99
8	29	2014	6	17	5084	10.69	3	47544	2486	2598	48.90	51.10
9	26	2014	6	17	5080	10.68	4	47544	2558	2522	50.35	49.65
10	10	2014	6	17	5077	10.68	5	47544	2631	2446	51.82	48.18
9	26	2014	6	18	5070	10.66	6	47544	2636	2434	51.99	48.01
10	10	2014	6	16	5042	10.60	7	47544	2521	2521	50.00	50.00
9	19	2014	6	18	4997	10.51	8	47544	2558	2439	51.19	48.81
9	12	2014	6	17	4969	10.45	9	47544	2436	2533	49.02	50.98
10	17	2014	6	17	4956	10.42	10	47544	2507	2449	50.59	49.41
10	24	2014	6	17	4953	10.42	11	47544	2359	2594	47.63	52.37
8	29	2014	6	18	4945	10.40	12	47544	2451	2494	49.57	50.43
5	23	2014	6	17	4943	10.40	13	47544	2441	2502	49.38	50.62
8	29	2014	6	16	4934	10.38	14	47544	2225	2709	45.10	54.90

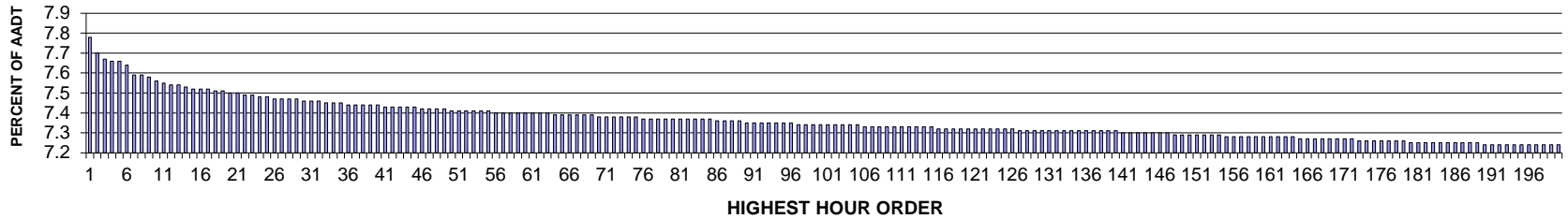
MO	DY	YR	DAY OF WK	HR	HR VOL	PERCENT OF AADT	HOUR NUMBER	AADT	EAST VOLUME	WEST VOLUME	PERCENT EAST IS OF TOTAL VOLUME	PERCENT WEST IS OF TOTAL VOLUME
10	10	2014	6	18	4929	10.37	15	47544	2485	2444	50.42	49.58
11	26	2014	4	17	4912	10.33	16	47544	2616	2296	53.26	46.74
9	5	2014	6	17	4908	10.32	17	47544	2448	2460	49.88	50.12
5	2	2014	6	17	4904	10.31	18	47544	2381	2523	48.55	51.45
6	6	2014	6	17	4887	10.28	19	47544	2349	2538	48.07	51.93
9	5	2014	6	18	4886	10.28	20	47544	2509	2377	51.35	48.65
9	12	2014	6	18	4883	10.27	21	47544	2441	2442	49.99	50.01
10	24	2014	6	16	4876	10.26	22	47544	2385	2491	48.91	51.09
10	3	2014	6	18	4874	10.25	23	47544	2410	2464	49.45	50.55
6	20	2014	6	17	4867	10.24	24	47544	2361	2506	48.51	51.49
12	19	2014	6	17	4866	10.23	25	47544	2434	2432	50.02	49.98
7	18	2014	6	16	4858	10.22	26	47544	2363	2495	48.64	51.36
10	3	2014	6	16	4855	10.21	27	47544	2344	2511	48.28	51.72
7	3	2014	5	17	4841	10.18	28	47544	2401	2440	49.60	50.40
5	30	2014	6	17	4840	10.18	29	47544	2397	2443	49.52	50.48
6	27	2014	6	17	4840	10.18	30	47544	2335	2505	48.24	51.76
5	23	2014	6	16	4832	10.16	31	47544	2339	2493	48.41	51.59
10	17	2014	6	18	4832	10.16	32	47544	2484	2348	51.41	48.59
7	25	2014	6	17	4831	10.16	33	47544	2377	2454	49.20	50.80
4	25	2014	6	17	4829	10.16	34	47544	2350	2479	48.66	51.34
11	7	2014	6	17	4806	10.11	35	47544	2380	2426	49.52	50.48
6	6	2014	6	16	4801	10.10	36	47544	2219	2582	46.22	53.78
5	9	2014	6	17	4798	10.09	37	47544	2330	2468	48.56	51.44
9	19	2014	6	16	4788	10.07	38	47544	2205	2583	46.05	53.95
10	2	2014	5	17	4783	10.06	39	47544	2387	2396	49.91	50.09
8	22	2014	6	17	4780	10.05	40	47544	2425	2355	50.73	49.27
6	20	2014	6	16	4777	10.05	41	47544	2289	2488	47.92	52.08
6	13	2014	6	17	4776	10.05	42	47544	2383	2393	49.90	50.10
5	9	2014	6	18	4744	9.98	43	47544	2357	2387	49.68	50.32
8	8	2014	6	17	4742	9.97	44	47544	2304	2438	48.59	51.41
9	26	2014	6	16	4741	9.97	45	47544	2391	2350	50.43	49.57
5	16	2014	6	17	4740	9.97	46	47544	2243	2497	47.32	52.68
8	28	2014	5	17	4739	9.97	47	47544	2328	2411	49.12	50.88
7	3	2014	5	16	4737	9.96	48	47544	2316	2421	48.89	51.11
9	12	2014	6	16	4737	9.96	49	47544	2262	2475	47.75	52.25
11	26	2014	4	15	4736	9.96	50	47544	2384	2352	50.34	49.66
12	12	2014	6	17	4726	9.94	51	47544	2279	2447	48.22	51.78
4	11	2014	6	17	4724	9.94	52	47544	2304	2420	48.77	51.23
5	30	2014	6	16	4719	9.93	53	47544	2221	2498	47.07	52.93
9	11	2014	5	17	4719	9.93	54	47544	2286	2433	48.44	51.56
8	21	2014	5	17	4717	9.92	55	47544	2317	2400	49.12	50.88
7	25	2014	6	16	4716	9.92	56	47544	2332	2384	49.45	50.55
10	17	2014	6	16	4710	9.91	57	47544	2299	2411	48.81	51.19
11	7	2014	6	18	4707	9.90	58	47544	2337	2370	49.65	50.35
7	18	2014	6	17	4697	9.88	59	47544	2309	2388	49.16	50.84
6	20	2014	6	18	4693	9.87	60	47544	2340	2353	49.86	50.14
6	19	2014	5	17	4687	9.86	61	47544	2269	2418	48.41	51.59
4	18	2014	6	17	4685	9.85	62	47544	2400	2285	51.23	48.77
11	7	2014	6	16	4676	9.84	63	47544	2300	2376	49.19	50.81

MO	DY	YR	DAY OF WK	HR	HR VOL	PERCENT OF AADT	HOUR NUMBER	AADT	EAST VOLUME	WEST VOLUME	PERCENT EAST IS OF TOTAL VOLUME	PERCENT WEST IS OF TOTAL VOLUME
8	15	2014	6	16	4661	9.80	64	47544	2226	2435	47.76	52.24
5	30	2014	6	18	4659	9.80	65	47544	2281	2378	48.96	51.04
6	13	2014	6	16	4657	9.80	66	47544	2243	2414	48.16	51.84
5	1	2014	5	17	4656	9.79	67	47544	2186	2470	46.95	53.05
4	11	2014	6	16	4652	9.78	68	47544	2266	2386	48.71	51.29
5	23	2014	6	18	4652	9.78	69	47544	2214	2438	47.59	52.41
8	25	2014	2	17	4648	9.78	70	47544	2287	2361	49.20	50.80
2	28	2014	6	17	4646	9.77	71	47544	2162	2484	46.53	53.47
6	13	2014	6	15	4637	9.75	72	47544	2247	2390	48.46	51.54
8	15	2014	6	17	4636	9.75	73	47544	2253	2383	48.60	51.40
8	22	2014	6	16	4635	9.75	74	47544	2196	2439	47.38	52.62
10	16	2014	5	17	4634	9.75	75	47544	2345	2289	50.60	49.40
6	19	2014	5	18	4631	9.74	76	47544	2243	2388	48.43	51.57
6	27	2014	6	16	4631	9.74	77	47544	2277	2354	49.17	50.83
10	8	2014	4	17	4625	9.73	78	47544	2277	2348	49.23	50.77
5	22	2014	5	17	4619	9.72	79	47544	2091	2528	45.27	54.73
5	9	2014	6	16	4618	9.71	80	47544	2242	2376	48.55	51.45
9	10	2014	4	18	4618	9.71	81	47544	2357	2261	51.04	48.96
7	25	2014	6	18	4616	9.71	82	47544	2373	2243	51.41	48.59
9	5	2014	6	16	4616	9.71	83	47544	2190	2426	47.44	52.56
10	9	2014	5	17	4615	9.71	84	47544	2257	2358	48.91	51.09
5	16	2014	6	18	4610	9.70	85	47544	2262	2348	49.07	50.93
11	14	2014	6	17	4610	9.70	86	47544	2227	2383	48.31	51.69
6	26	2014	5	17	4604	9.68	87	47544	2102	2502	45.66	54.34
5	16	2014	6	16	4603	9.68	88	47544	2214	2389	48.10	51.90
8	8	2014	6	16	4600	9.68	89	47544	2177	2423	47.33	52.67
11	26	2014	4	16	4599	9.67	90	47544	2349	2250	51.08	48.92
10	2	2014	5	18	4594	9.66	91	47544	2234	2360	48.63	51.37
9	18	2014	5	18	4591	9.66	92	47544	2255	2336	49.12	50.88
9	18	2014	5	17	4585	9.64	93	47544	2281	2304	49.75	50.25
6	26	2014	5	18	4584	9.64	94	47544	2166	2418	47.25	52.75
8	29	2014	6	15	4582	9.64	95	47544	2129	2453	46.46	53.54
8	15	2014	6	18	4572	9.62	96	47544	2246	2326	49.13	50.87
5	2	2014	6	18	4571	9.61	97	47544	2248	2323	49.18	50.82
9	4	2014	5	17	4570	9.61	98	47544	2184	2386	47.79	52.21
9	25	2014	5	17	4566	9.60	99	47544	2286	2280	50.07	49.93
8	8	2014	6	18	4565	9.60	100	47544	2196	2369	48.11	51.89
8	14	2014	5	17	4556	9.58	101	47544	2218	2338	48.68	51.32
4	11	2014	6	18	4553	9.58	102	47544	2257	2296	49.57	50.43
5	22	2014	5	18	4551	9.57	103	47544	2093	2458	45.99	54.01
9	2	2014	3	18	4551	9.57	104	47544	2253	2298	49.51	50.49
6	13	2014	6	18	4550	9.57	105	47544	2236	2314	49.14	50.86
8	28	2014	5	18	4545	9.56	106	47544	2226	2319	48.98	51.02
10	24	2014	6	18	4545	9.56	107	47544	2249	2296	49.48	50.52
4	25	2014	6	18	4542	9.55	108	47544	2293	2249	50.48	49.52
7	24	2014	5	17	4542	9.55	109	47544	2202	2340	48.48	51.52
6	6	2014	6	18	4540	9.55	110	47544	2359	2181	51.96	48.04
12	22	2014	2	17	4539	9.55	111	47544	2254	2285	49.66	50.34
8	8	2014	6	15	4534	9.54	112	47544	2114	2420	46.63	53.37

MO	DY	YR	DAY OF WK	HR	HR VOL	PERCENT OF AADT	HOUR NUMBER	AADT	EAST VOLUME	WEST VOLUME	PERCENT EAST IS OF TOTAL VOLUME	PERCENT WEST IS OF TOTAL VOLUME
8	27	2014	4	17	4534	9.54	113	47544	2288	2246	50.46	49.54
12	23	2014	3	16	4534	9.54	114	47544	2287	2247	50.44	49.56
9	2	2014	3	17	4533	9.53	115	47544	2227	2306	49.13	50.87
6	5	2014	5	17	4530	9.53	116	47544	2052	2478	45.30	54.70
4	25	2014	6	16	4528	9.52	117	47544	2198	2330	48.54	51.46
8	22	2014	6	15	4523	9.51	118	47544	2209	2314	48.84	51.16
7	18	2014	6	15	4519	9.50	119	47544	2312	2207	51.16	48.84
9	3	2014	4	18	4517	9.50	120	47544	2250	2267	49.81	50.19
9	9	2014	3	18	4516	9.50	121	47544	2337	2179	51.75	48.25
5	23	2014	6	15	4513	9.49	122	47544	2297	2216	50.90	49.10
10	31	2014	6	16	4513	9.49	123	47544	2231	2282	49.43	50.57
12	19	2014	6	16	4513	9.49	124	47544	2320	2193	51.41	48.59
10	9	2014	5	18	4512	9.49	125	47544	2204	2308	48.85	51.15
8	1	2014	6	18	4509	9.48	126	47544	2360	2149	52.34	47.66
8	14	2014	5	18	4508	9.48	127	47544	2235	2273	49.58	50.42
9	22	2014	2	18	4503	9.47	128	47544	2226	2277	49.43	50.57
6	27	2014	6	18	4501	9.47	129	47544	2286	2215	50.79	49.21
7	10	2014	5	17	4501	9.47	130	47544	2156	2345	47.90	52.10
9	15	2014	2	17	4501	9.47	131	47544	2198	2303	48.83	51.17
8	15	2014	6	15	4495	9.45	132	47544	2102	2393	46.76	53.24
6	18	2014	4	17	4492	9.45	133	47544	2141	2351	47.66	52.34
7	3	2014	5	15	4492	9.45	134	47544	2195	2297	48.86	51.14
2	14	2014	6	17	4491	9.45	135	47544	2229	2262	49.63	50.37
10	1	2014	4	17	4491	9.45	136	47544	2184	2307	48.63	51.37
6	5	2014	5	18	4490	9.44	137	47544	2127	2363	47.37	52.63
9	11	2014	5	18	4489	9.44	138	47544	2206	2283	49.14	50.86
10	31	2014	6	17	4489	9.44	139	47544	2282	2207	50.84	49.16
7	10	2014	5	18	4488	9.44	140	47544	2217	2271	49.40	50.60
8	21	2014	5	18	4488	9.44	141	47544	2150	2338	47.91	52.09
9	17	2014	4	17	4485	9.43	142	47544	2265	2220	50.50	49.50
7	18	2014	6	18	4483	9.43	143	47544	2341	2142	52.22	47.78
9	17	2014	4	18	4482	9.43	144	47544	2243	2239	50.04	49.96
6	4	2014	4	17	4481	9.42	145	47544	2106	2375	47.00	53.00
7	31	2014	5	17	4481	9.42	146	47544	2200	2281	49.10	50.90
9	3	2014	4	17	4476	9.41	147	47544	2193	2283	48.99	51.01
7	25	2014	6	15	4473	9.41	148	47544	2222	2251	49.68	50.32
1	31	2014	6	17	4472	9.41	149	47544	2184	2288	48.84	51.16
9	29	2014	2	17	4471	9.40	150	47544	2219	2252	49.63	50.37
5	2	2014	6	16	4467	9.40	151	47544	2194	2273	49.12	50.88
9	25	2014	5	18	4464	9.39	152	47544	2249	2215	50.38	49.62
12	12	2014	6	16	4463	9.39	153	47544	2204	2259	49.38	50.62
12	23	2014	3	18	4460	9.38	154	47544	2245	2215	50.34	49.66
2	14	2014	6	18	4458	9.38	155	47544	2289	2169	51.35	48.65
7	3	2014	5	18	4456	9.37	156	47544	2173	2283	48.77	51.23
6	18	2014	4	18	4454	9.37	157	47544	2135	2319	47.93	52.07
6	26	2014	5	16	4448	9.36	158	47544	2096	2352	47.12	52.88
8	1	2014	6	15	4448	9.36	159	47544	2211	2237	49.71	50.29
8	20	2014	4	17	4448	9.36	160	47544	2159	2289	48.54	51.46
5	29	2014	5	17	4444	9.35	161	47544	2138	2306	48.11	51.89

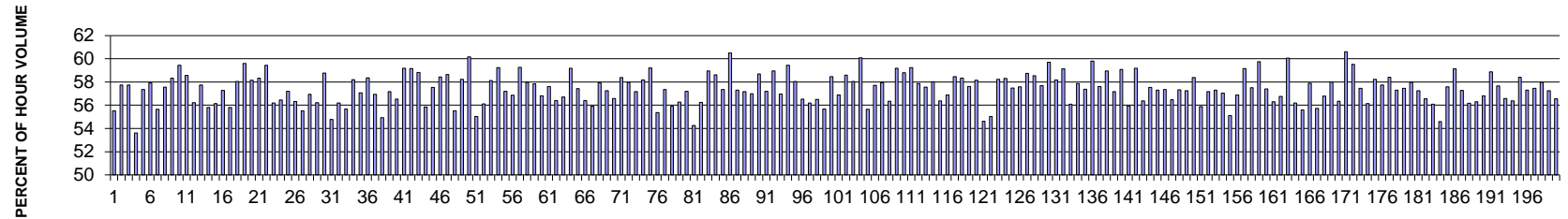
MO	DY	YR	DAY OF WK	HR	HR VOL	PERCENT OF AADT	HOUR NUMBER	AADT	EAST VOLUME	WEST VOLUME	PERCENT EAST IS OF TOTAL VOLUME	PERCENT WEST IS OF TOTAL VOLUME
6	24	2014	3	18	4438	9.33	162	47544	2231	2207	50.27	49.73
8	27	2014	4	18	4438	9.33	163	47544	2274	2164	51.24	48.76
10	1	2014	4	18	4437	9.33	164	47544	2192	2245	49.40	50.60
6	12	2014	5	18	4436	9.33	165	47544	2069	2367	46.64	53.36
9	22	2014	2	17	4434	9.33	166	47544	2225	2209	50.18	49.82
9	23	2014	3	18	4434	9.33	167	47544	2243	2191	50.59	49.41
7	24	2014	5	18	4433	9.32	168	47544	2136	2297	48.18	51.82
10	14	2014	3	17	4433	9.32	169	47544	2189	2244	49.38	50.62
10	27	2014	2	17	4432	9.32	170	47544	2195	2237	49.53	50.47
9	10	2014	4	17	4430	9.32	171	47544	2121	2309	47.88	52.12
6	17	2014	3	17	4429	9.32	172	47544	2041	2388	46.08	53.92
10	10	2014	6	15	4427	9.31	173	47544	2215	2212	50.03	49.97
9	16	2014	3	18	4421	9.30	174	47544	2246	2175	50.80	49.20
6	2	2014	2	17	4417	9.29	175	47544	2029	2388	45.94	54.06
9	8	2014	2	18	4415	9.29	176	47544	2305	2110	52.21	47.79
12	18	2014	5	17	4413	9.28	177	47544	2104	2309	47.68	52.32
11	20	2014	5	17	4411	9.28	178	47544	2067	2344	46.86	53.14
4	17	2014	5	17	4408	9.27	179	47544	2171	2237	49.25	50.75
7	1	2014	3	18	4404	9.26	180	47544	2122	2282	48.18	51.82
10	16	2014	5	18	4404	9.26	181	47544	2169	2235	49.25	50.75
4	18	2014	6	16	4401	9.26	182	47544	2228	2173	50.62	49.38
10	13	2014	2	17	4400	9.25	183	47544	2147	2253	48.80	51.20
9	23	2014	3	17	4398	9.25	184	47544	2171	2227	49.36	50.64
6	11	2014	4	18	4397	9.25	185	47544	2059	2338	46.83	53.17
9	4	2014	5	18	4393	9.24	186	47544	2101	2292	47.83	52.17
9	9	2014	3	17	4386	9.23	187	47544	2146	2240	48.93	51.07
10	30	2014	5	18	4385	9.22	188	47544	2206	2179	50.31	49.69
4	10	2014	5	17	4384	9.22	189	47544	2017	2367	46.01	53.99
10	6	2014	2	17	4383	9.22	190	47544	2173	2210	49.58	50.42
7	1	2014	3	17	4378	9.21	191	47544	2086	2292	47.65	52.35
9	24	2014	4	17	4378	9.21	192	47544	2069	2309	47.26	52.74
5	29	2014	5	18	4376	9.20	193	47544	2144	2232	48.99	51.01
1	24	2014	6	17	4375	9.20	194	47544	2106	2269	48.14	51.86
2	21	2014	6	17	4374	9.20	195	47544	2075	2299	47.44	52.56
7	7	2014	2	17	4373	9.20	196	47544	2092	2281	47.84	52.16
8	28	2014	5	16	4372	9.20	197	47544	2049	2323	46.87	53.13
11	6	2014	5	17	4371	9.19	198	47544	2143	2228	49.03	50.97
6	10	2014	3	18	4370	9.19	199	47544	2079	2291	47.57	52.43
9	18	2014	5	16	4370	9.19	200	47544	2028	2342	46.41	53.59

**SR 005 MP 176.72 SEATTLE/185TH ST ADC SITE P3
K FOR PEAK 200 HOURS OF 2014**



AADT= 183806 K 30 FACTOR= 7.46 K 100 FACTOR= 7.34 K 200 FACTOR= 7.24 D 30 FACTOR= 58.78

**SR 005 MP 176.72 SEATTLE/185TH ADC SITE P3
D % IN THE PEAK 200 HOURS OF 2014**



MO	DY	YR	DAY OF WK	HR	HR VOL	PERCENT OF AADT	HOUR NUMBER	AADT	NORTH VOLUME	SOUTH VOLUME	PERCENT NORTH IS OF TOTAL VOLUME	PERCENT SOUTH IS OF TOTAL VOLUME
6	18	2014	4	16	14292	7.78	1	183806	7934	6358	55.51	44.49
1	31	2014	6	17	14147	7.70	2	183806	8168	5979	57.74	42.26
6	23	2014	2	18	14099	7.67	3	183806	8139	5960	57.73	42.27
10	10	2014	6	18	14079	7.66	4	183806	7549	6530	53.62	46.38
10	10	2014	6	16	14075	7.66	5	183806	8072	6003	57.35	42.65
6	9	2014	2	18	14037	7.64	6	183806	8129	5908	57.91	42.09
4	25	2014	6	18	13950	7.59	7	183806	7762	6188	55.64	44.36
3	13	2014	5	18	13945	7.59	8	183806	8026	5919	57.55	42.45
4	21	2014	2	18	13936	7.58	9	183806	8128	5808	58.32	41.68
6	23	2014	2	16	13904	7.56	10	183806	8263	5641	59.43	40.57
1	31	2014	6	16	13873	7.55	11	183806	8123	5750	58.55	41.45
4	10	2014	5	17	13867	7.54	12	183806	7795	6072	56.21	43.79

MO	DY	YR	DAY OF WK	HR	HR VOL	PERCENT OF AADT	HOUR NUMBER	AADT	NORTH VOLUME	SOUTH VOLUME	PERCENT NORTH IS OF TOTAL VOLUME	PERCENT SOUTH IS OF TOTAL VOLUME
3	14	2014	6	18	13850	7.54	13	183806	7997	5853	57.74	42.26
8	11	2014	2	18	13835	7.53	14	183806	7721	6114	55.81	44.19
4	18	2014	6	16	13828	7.52	15	183806	7765	6063	56.15	43.85
6	23	2014	2	17	13828	7.52	16	183806	7921	5907	57.28	42.72
4	18	2014	6	18	13825	7.52	17	183806	7714	6111	55.80	44.20
9	8	2014	2	18	13806	7.51	18	183806	8014	5792	58.05	41.95
1	2	2014	5	16	13797	7.51	19	183806	8223	5574	59.60	40.40
3	17	2014	2	18	13779	7.50	20	183806	8011	5768	58.14	41.86
3	18	2014	3	18	13779	7.50	21	183806	8037	5742	58.33	41.67
3	10	2014	2	18	13773	7.49	22	183806	8187	5586	59.44	40.56
4	18	2014	6	17	13773	7.49	23	183806	7739	6034	56.19	43.81
6	13	2014	6	16	13747	7.48	24	183806	7762	5985	56.46	43.54
3	14	2014	6	17	13741	7.48	25	183806	7859	5882	57.19	42.81
4	14	2014	2	18	13736	7.47	26	183806	7737	5999	56.33	43.67
6	13	2014	6	15	13735	7.47	27	183806	7625	6110	55.52	44.48
8	13	2014	4	17	13727	7.47	28	183806	7816	5911	56.94	43.06
4	9	2014	4	18	13725	7.47	29	183806	7717	6008	56.23	43.77
4	10	2014	5	18	13716	7.46	30	183806	8062	5654	58.78	41.22
8	13	2014	4	18	13713	7.46	31	183806	7510	6203	54.77	45.23
5	9	2014	6	17	13711	7.46	32	183806	7703	6008	56.18	43.82
5	30	2014	6	18	13699	7.45	33	183806	7628	6071	55.68	44.32
2	21	2014	6	17	13694	7.45	34	183806	7970	5724	58.20	41.80
4	2	2014	4	18	13686	7.45	35	183806	7812	5874	57.08	42.92
4	7	2014	2	18	13684	7.44	36	183806	7984	5700	58.35	41.65
4	22	2014	3	18	13674	7.44	37	183806	7787	5887	56.95	43.05
6	12	2014	5	17	13671	7.44	38	183806	7508	6163	54.92	45.08
8	11	2014	2	16	13668	7.44	39	183806	7813	5855	57.16	42.84
4	15	2014	3	18	13667	7.44	40	183806	7724	5943	56.52	43.48
5	5	2014	2	18	13660	7.43	41	183806	8086	5574	59.19	40.81
4	7	2014	2	17	13658	7.43	42	183806	8079	5579	59.15	40.85
10	13	2014	2	17	13653	7.43	43	183806	8030	5623	58.81	41.19
11	10	2014	2	17	13652	7.43	44	183806	7628	6024	55.87	44.13
5	9	2014	6	18	13648	7.43	45	183806	7852	5796	57.53	42.47
1	20	2014	2	16	13644	7.42	46	183806	7973	5671	58.44	41.56
3	18	2014	3	17	13642	7.42	47	183806	8001	5641	58.65	41.35
6	25	2014	4	18	13640	7.42	48	183806	7572	6068	55.51	44.49
2	27	2014	5	17	13633	7.42	49	183806	7939	5694	58.23	41.77
1	30	2014	5	17	13628	7.41	50	183806	8200	5428	60.17	39.83
5	7	2014	4	18	13628	7.41	51	183806	7501	6127	55.04	44.96
5	29	2014	5	18	13621	7.41	52	183806	7643	5978	56.11	43.89
3	7	2014	6	18	13620	7.41	53	183806	7917	5703	58.13	41.87

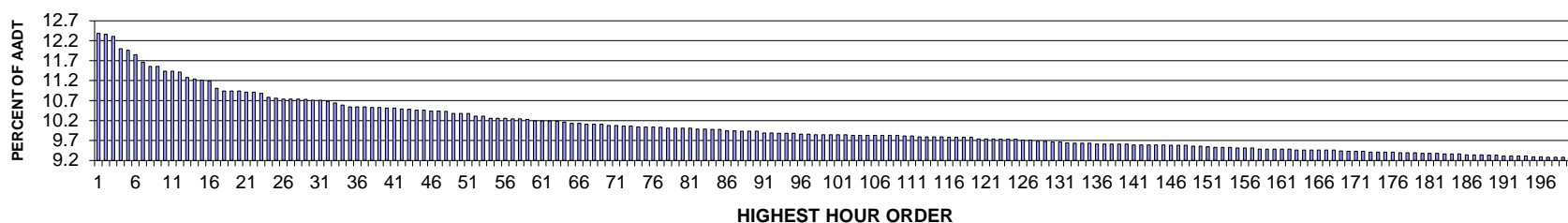
MO	DY	YR	DAY OF WK	HR	HR VOL	PERCENT OF AADT	HOUR NUMBER	AADT	NORTH VOLUME	SOUTH VOLUME	PERCENT NORTH IS OF TOTAL VOLUME	PERCENT SOUTH IS OF TOTAL VOLUME
1	28	2014	3	17	13616	7.41	54	183806	8065	5551	59.23	40.77
4	18	2014	6	15	13613	7.41	55	183806	7786	5827	57.20	42.80
7	7	2014	2	18	13606	7.40	56	183806	7736	5870	56.86	43.14
6	9	2014	2	17	13602	7.40	57	183806	8061	5541	59.26	40.74
3	20	2014	5	17	13600	7.40	58	183806	7885	5715	57.98	42.02
5	9	2014	6	16	13600	7.40	59	183806	7867	5733	57.85	42.15
6	10	2014	3	18	13600	7.40	60	183806	7728	5872	56.82	43.18
7	22	2014	3	18	13599	7.40	61	183806	7835	5764	57.61	42.39
8	12	2014	3	17	13599	7.40	62	183806	7671	5928	56.41	43.59
3	20	2014	5	18	13594	7.40	63	183806	7710	5884	56.72	43.28
1	3	2014	6	16	13592	7.39	64	183806	8043	5549	59.17	40.83
3	20	2014	5	16	13588	7.39	65	183806	7802	5786	57.42	42.58
6	18	2014	4	18	13587	7.39	66	183806	7665	5922	56.41	43.59
11	7	2014	6	17	13587	7.39	67	183806	7596	5991	55.91	44.09
2	6	2014	5	18	13583	7.39	68	183806	7869	5714	57.93	42.07
5	15	2014	5	17	13575	7.39	69	183806	7771	5804	57.24	42.76
4	25	2014	6	17	13574	7.38	70	183806	7679	5895	56.57	43.43
9	18	2014	5	16	13570	7.38	71	183806	7921	5649	58.37	41.63
10	21	2014	3	18	13567	7.38	72	183806	7864	5703	57.96	42.04
6	10	2014	3	17	13564	7.38	73	183806	7756	5808	57.18	42.82
4	4	2014	6	16	13563	7.38	74	183806	7891	5672	58.18	41.82
10	27	2014	2	18	13557	7.38	75	183806	8026	5531	59.20	40.80
6	11	2014	4	18	13553	7.37	76	183806	7506	6047	55.38	44.62
2	12	2014	4	18	13551	7.37	77	183806	7771	5780	57.35	42.65
9	9	2014	3	18	13551	7.37	78	183806	7576	5975	55.91	44.09
2	13	2014	5	18	13550	7.37	79	183806	7626	5924	56.28	43.72
4	4	2014	6	18	13549	7.37	80	183806	7750	5799	57.20	42.80
8	20	2014	4	18	13548	7.37	81	183806	7352	6196	54.27	45.73
11	10	2014	2	18	13546	7.37	82	183806	7620	5926	56.25	43.75
9	22	2014	2	18	13545	7.37	83	183806	7986	5559	58.96	41.04
6	16	2014	2	16	13544	7.37	84	183806	7940	5604	58.62	41.38
6	24	2014	3	17	13544	7.37	85	183806	7768	5776	57.35	42.65
10	13	2014	2	16	13535	7.36	86	183806	8187	5348	60.49	39.51
6	25	2014	4	16	13533	7.36	87	183806	7755	5778	57.30	42.70
6	13	2014	6	18	13526	7.36	88	183806	7734	5792	57.18	42.82
2	14	2014	6	18	13524	7.36	89	183806	7706	5818	56.98	43.02
1	22	2014	4	17	13509	7.35	90	183806	7930	5579	58.70	41.30
6	20	2014	6	15	13509	7.35	91	183806	7729	5780	57.21	42.79
2	4	2014	3	17	13507	7.35	92	183806	7962	5545	58.95	41.05
10	10	2014	6	17	13506	7.35	93	183806	7693	5813	56.96	43.04
1	10	2014	6	16	13503	7.35	94	183806	8026	5477	59.44	40.56

MO	DY	YR	DAY OF WK	HR	HR VOL	PERCENT OF AADT	HOUR NUMBER	AADT	NORTH VOLUME	SOUTH VOLUME	PERCENT NORTH IS OF TOTAL VOLUME	PERCENT SOUTH IS OF TOTAL VOLUME
1	31	2014	6	18	13503	7.35	95	183806	7839	5664	58.05	41.95
6	25	2014	4	17	13503	7.35	96	183806	7634	5869	56.54	43.46
5	22	2014	5	18	13500	7.34	97	183806	7586	5914	56.19	43.81
5	9	2014	6	15	13496	7.34	98	183806	7627	5869	56.51	43.49
5	28	2014	4	18	13495	7.34	99	183806	7512	5983	55.67	44.33
9	18	2014	5	17	13495	7.34	100	183806	7889	5606	58.46	41.54
2	20	2014	5	18	13491	7.34	101	183806	7674	5817	56.88	43.12
4	21	2014	2	17	13491	7.34	102	183806	7904	5587	58.59	41.41
3	27	2014	5	18	13490	7.34	103	183806	7831	5659	58.05	41.95
4	7	2014	2	16	13490	7.34	104	183806	8106	5384	60.09	39.91
6	12	2014	5	16	13488	7.34	105	183806	7508	5980	55.66	44.34
7	9	2014	4	17	13480	7.33	106	183806	7779	5701	57.71	42.29
2	21	2014	6	18	13478	7.33	107	183806	7811	5667	57.95	42.05
12	12	2014	6	15	13477	7.33	108	183806	7594	5883	56.35	43.65
8	18	2014	2	18	13473	7.33	109	183806	7974	5499	59.19	40.81
10	13	2014	2	18	13473	7.33	110	183806	7922	5551	58.80	41.20
12	19	2014	6	16	13472	7.33	111	183806	7981	5491	59.24	40.76
6	20	2014	6	17	13469	7.33	112	183806	7794	5675	57.87	42.13
2	4	2014	3	18	13468	7.33	113	183806	7752	5716	57.56	42.44
4	9	2014	4	17	13468	7.33	114	183806	7815	5653	58.03	41.97
5	30	2014	6	17	13466	7.33	115	183806	7591	5875	56.37	43.63
6	17	2014	3	18	13462	7.32	116	183806	7658	5804	56.89	43.11
4	2	2014	4	17	13460	7.32	117	183806	7870	5590	58.47	41.53
3	24	2014	2	18	13459	7.32	118	183806	7852	5607	58.34	41.66
12	22	2014	2	16	13459	7.32	119	183806	7754	5705	57.61	42.39
3	27	2014	5	16	13458	7.32	120	183806	7824	5634	58.14	41.86
8	11	2014	2	17	13457	7.32	121	183806	7352	6105	54.63	45.37
8	7	2014	5	18	13455	7.32	122	183806	7404	6051	55.03	44.97
10	14	2014	3	18	13455	7.32	123	183806	7833	5622	58.22	41.78
5	12	2014	2	17	13454	7.32	124	183806	7845	5609	58.31	41.69
5	21	2014	4	17	13451	7.32	125	183806	7730	5721	57.47	42.53
12	24	2014	4	14	13451	7.32	126	183806	7747	5704	57.59	42.41
6	19	2014	5	16	13443	7.31	127	183806	7898	5545	58.75	41.25
6	24	2014	3	16	13443	7.31	128	183806	7868	5575	58.53	41.47
5	20	2014	3	18	13442	7.31	129	183806	7753	5689	57.68	42.32
7	22	2014	3	17	13442	7.31	130	183806	8023	5419	59.69	40.31
10	14	2014	3	17	13442	7.31	131	183806	7820	5622	58.18	41.82
8	29	2014	6	16	13439	7.31	132	183806	7947	5492	59.13	40.87
6	12	2014	5	18	13438	7.31	133	183806	7538	5900	56.09	43.91
9	18	2014	5	18	13438	7.31	134	183806	7775	5663	57.86	42.14
8	1	2014	6	15	13433	7.31	135	183806	7706	5727	57.37	42.63

MO	DY	YR	DAY OF WK	HR	HR VOL	PERCENT OF AADT	HOUR NUMBER	AADT	NORTH VOLUME	SOUTH VOLUME	PERCENT NORTH IS OF TOTAL VOLUME	PERCENT SOUTH IS OF TOTAL VOLUME
4	15	2014	3	16	13432	7.31	136	183806	8032	5400	59.80	40.20
9	17	2014	4	18	13432	7.31	137	183806	7739	5693	57.62	42.38
2	18	2014	3	18	13431	7.31	138	183806	7917	5514	58.95	41.05
3	13	2014	5	17	13430	7.31	139	183806	7677	5753	57.16	42.84
10	24	2014	6	18	13429	7.31	140	183806	7932	5497	59.07	40.93
4	4	2014	6	15	13427	7.30	141	183806	7511	5916	55.94	44.06
12	17	2014	4	16	13423	7.30	142	183806	7942	5481	59.17	40.83
8	8	2014	6	15	13422	7.30	143	183806	7567	5855	56.38	43.62
3	24	2014	2	17	13418	7.30	144	183806	7719	5699	57.53	42.47
7	21	2014	2	17	13418	7.30	145	183806	7687	5731	57.29	42.71
4	1	2014	3	18	13414	7.30	146	183806	7691	5723	57.34	42.66
5	21	2014	4	18	13409	7.30	147	183806	7572	5837	56.47	43.53
7	14	2014	2	17	13403	7.29	148	183806	7684	5719	57.33	42.67
4	15	2014	3	17	13401	7.29	149	183806	7674	5727	57.26	42.74
12	19	2014	6	15	13400	7.29	150	183806	7823	5577	58.38	41.62
2	14	2014	6	15	13397	7.29	151	183806	7488	5909	55.89	44.11
5	12	2014	2	18	13397	7.29	152	183806	7661	5736	57.18	42.82
6	24	2014	3	18	13393	7.29	153	183806	7673	5720	57.29	42.71
4	23	2014	4	18	13392	7.29	154	183806	7637	5755	57.03	42.97
8	20	2014	4	17	13389	7.28	155	183806	7380	6009	55.12	44.88
11	7	2014	6	15	13389	7.28	156	183806	7616	5773	56.88	43.12
4	9	2014	4	16	13385	7.28	157	183806	7919	5466	59.16	40.84
5	23	2014	6	16	13385	7.28	158	183806	7697	5688	57.50	42.50
2	27	2014	5	16	13381	7.28	159	183806	7997	5384	59.76	40.24
8	15	2014	6	15	13380	7.28	160	183806	7681	5699	57.41	42.59
5	23	2014	6	15	13379	7.28	161	183806	7532	5847	56.30	43.70
8	14	2014	5	18	13377	7.28	162	183806	7592	5785	56.75	43.25
6	17	2014	3	16	13376	7.28	163	183806	8033	5343	60.06	39.94
8	13	2014	4	16	13374	7.28	164	183806	7513	5861	56.18	43.82
4	11	2014	6	18	13369	7.27	165	183806	7433	5936	55.60	44.40
5	6	2014	3	17	13369	7.27	166	183806	7740	5629	57.90	42.10
8	12	2014	3	18	13364	7.27	167	183806	7447	5917	55.72	44.28
6	11	2014	4	17	13362	7.27	168	183806	7588	5774	56.79	43.21
1	16	2014	5	17	13360	7.27	169	183806	7748	5612	57.99	42.01
4	30	2014	4	17	13358	7.27	170	183806	7526	5832	56.34	43.66
3	17	2014	2	16	13357	7.27	171	183806	8096	5261	60.61	39.39
4	2	2014	4	16	13355	7.27	172	183806	7947	5408	59.51	40.49
6	6	2014	6	15	13350	7.26	173	183806	7671	5679	57.46	42.54
4	11	2014	6	15	13345	7.26	174	183806	7490	5855	56.13	43.87
10	1	2014	4	18	13345	7.26	175	183806	7770	5575	58.22	41.78
4	1	2014	3	17	13342	7.26	176	183806	7704	5638	57.74	42.26

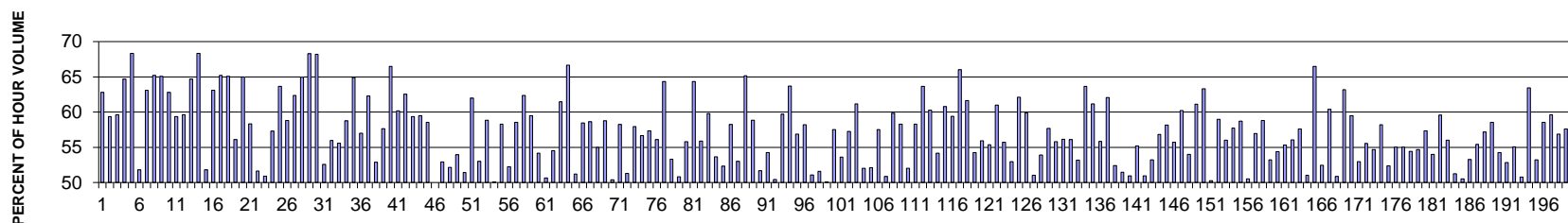
MO	DY	YR	DAY OF WK	HR	HR VOL	PERCENT OF AADT	HOUR NUMBER	AADT	NORTH VOLUME	SOUTH VOLUME	PERCENT NORTH IS OF TOTAL VOLUME	PERCENT SOUTH IS OF TOTAL VOLUME
1	15	2014	4	17	13341	7.26	177	183806	7792	5549	58.41	41.59
7	7	2014	2	17	13340	7.26	178	183806	7644	5696	57.30	42.70
5	30	2014	6	16	13337	7.26	179	183806	7663	5674	57.46	42.54
2	12	2014	4	17	13331	7.25	180	183806	7729	5602	57.98	42.02
3	21	2014	6	18	13329	7.25	181	183806	7632	5697	57.26	42.74
6	4	2014	4	18	13327	7.25	182	183806	7537	5790	56.55	43.45
4	25	2014	6	15	13325	7.25	183	183806	7474	5851	56.09	43.91
10	18	2014	7	15	13325	7.25	184	183806	7275	6050	54.60	45.40
4	29	2014	3	17	13323	7.25	185	183806	7673	5650	57.59	42.41
9	16	2014	3	18	13323	7.25	186	183806	7879	5444	59.14	40.86
9	26	2014	6	15	13321	7.25	187	183806	7629	5692	57.27	42.73
9	12	2014	6	16	13318	7.25	188	183806	7479	5839	56.16	43.84
5	30	2014	6	15	13317	7.25	189	183806	7496	5821	56.29	43.71
12	5	2014	6	15	13315	7.24	190	183806	7566	5749	56.82	43.18
12	12	2014	6	16	13313	7.24	191	183806	7838	5475	58.87	41.13
1	17	2014	6	15	13311	7.24	192	183806	7677	5634	57.67	42.33
1	24	2014	6	18	13310	7.24	193	183806	7532	5778	56.59	43.41
9	19	2014	6	15	13310	7.24	194	183806	7501	5809	56.36	43.64
6	18	2014	4	17	13308	7.24	195	183806	7555	5753	56.77	43.23
2	21	2014	6	16	13307	7.24	196	183806	7701	5606	57.87	42.13
6	13	2014	6	17	13305	7.24	197	183806	7398	5907	55.60	44.40
12	15	2014	2	16	13305	7.24	198	183806	7894	5411	59.33	40.67
3	31	2014	2	18	13304	7.24	199	183806	7724	5580	58.06	41.94
4	21	2014	2	16	13302	7.24	200	183806	7849	5453	59.01	40.99

**SR 027 MP 77.30 MICA ADC SITE P30
K FOR PEAK 200 HOURS OF 2014**



AADT= 5994 K 30 FACTOR= 10.71 K 100 FACTOR= 9.84 K 200 FACTOR= 9.28 D 30 FACTOR= 68.20

**SR 027 MP 77.30 MICA ADC SITE P30
D % IN THE PEAK 200 HOURS OF 2014**



MO	DY	YR	DAY OF WK	HR	HR VOL	PERCENT OF AADT	HOUR NUMBER	AADT	NORTH VOLUME	SOUTH VOLUME	PERCENT NORTH IS OF TOTAL VOLUME	PERCENT SOUTH IS OF TOTAL VOLUME
8	29	2014	6	18	742	12.38	1	5994	276	466	37.20	62.80
9	5	2014	6	18	741	12.36	2	5994	301	440	40.62	59.38
9	12	2014	6	18	738	12.31	3	5994	298	440	40.38	59.62
8	29	2014	6	17	719	12.00	4	5994	254	465	35.33	64.67
4	25	2014	6	18	717	11.96	5	5994	227	490	31.66	68.34
9	12	2014	6	17	710	11.85	6	5994	342	368	48.17	51.83
9	19	2014	6	18	699	11.66	7	5994	258	441	36.91	63.09
8	1	2014	6	18	693	11.56	8	5994	241	452	34.78	65.22
8	22	2014	6	17	693	11.56	9	5994	242	451	34.92	65.08
7	25	2014	6	18	686	11.44	10	5994	301	385	43.88	56.12
10	3	2014	6	18	686	11.44	11	5994	240	446	34.99	65.01
7	3	2014	5	16	684	11.41	12	5994	285	399	41.67	58.33

MO	DY	YR	DAY OF WK	HR	HR VOL	PERCENT OF AADT	HOUR NUMBER	AADT	NORTH VOLUME	SOUTH VOLUME	PERCENT NORTH IS OF TOTAL VOLUME	PERCENT SOUTH IS OF TOTAL VOLUME
5	16	2014	6	17	676	11.28	13	5994	327	349	48.37	51.63
9	12	2014	6	16	674	11.24	14	5994	331	343	49.11	50.89
10	17	2014	6	17	672	11.21	15	5994	287	385	42.71	57.29
7	3	2014	5	17	671	11.19	16	5994	244	427	36.36	63.64
5	16	2014	6	16	660	11.01	17	5994	388	272	58.79	41.21
7	11	2014	6	18	656	10.94	18	5994	247	409	37.65	62.35
8	8	2014	6	18	656	10.94	19	5994	230	426	35.06	64.94
8	22	2014	6	18	656	10.94	20	5994	208	448	31.71	68.29
9	5	2014	6	19	654	10.91	21	5994	208	446	31.80	68.20
9	26	2014	6	16	654	10.91	22	5994	344	310	52.60	47.40
8	29	2014	6	16	652	10.88	23	5994	287	365	44.02	55.98
10	17	2014	6	18	646	10.78	24	5994	287	359	44.43	55.57
11	7	2014	6	18	645	10.76	25	5994	266	379	41.24	58.76
7	3	2014	5	18	644	10.74	26	5994	226	418	35.09	64.91
9	19	2014	6	17	644	10.74	27	5994	277	367	43.01	56.99
9	26	2014	6	18	644	10.74	28	5994	243	401	37.73	62.27
9	5	2014	6	17	643	10.73	29	5994	303	340	47.12	52.88
6	6	2014	6	18	642	10.71	30	5994	272	370	42.37	57.63
9	19	2014	6	19	642	10.71	31	5994	215	427	33.49	66.51
9	26	2014	6	17	640	10.68	32	5994	255	385	39.84	60.16
10	24	2014	6	18	638	10.64	33	5994	239	399	37.46	62.54
3	21	2014	6	18	635	10.59	34	5994	258	377	40.63	59.37
5	2	2014	6	18	632	10.54	35	5994	256	376	40.51	59.49
6	6	2014	6	17	632	10.54	36	5994	262	370	41.46	58.54
9	18	2014	5	18	632	10.54	37	5994	316	316	50.00	50.00
9	20	2014	7	14	631	10.53	38	5994	297	334	47.07	52.93
9	20	2014	7	16	631	10.53	39	5994	329	302	52.14	47.86
5	30	2014	6	17	630	10.51	40	5994	290	340	46.03	53.97
9	19	2014	6	16	630	10.51	41	5994	306	324	48.57	51.43
5	23	2014	6	18	629	10.49	42	5994	239	390	38.00	62.00
10	3	2014	6	17	628	10.48	43	5994	295	333	46.97	53.03
8	8	2014	6	17	627	10.46	44	5994	258	369	41.15	58.85
9	20	2014	7	13	627	10.46	45	5994	314	313	50.08	49.92
7	3	2014	5	15	626	10.44	46	5994	261	365	41.69	58.31
9	24	2014	4	18	626	10.44	47	5994	299	327	47.76	52.24
10	31	2014	6	17	625	10.43	48	5994	259	366	41.44	58.56
7	18	2014	6	18	622	10.38	49	5994	234	388	37.62	62.38
7	25	2014	6	17	622	10.38	50	5994	252	370	40.51	59.49
11	7	2014	6	17	622	10.38	51	5994	285	337	45.82	54.18
6	6	2014	6	16	618	10.31	52	5994	305	313	49.35	50.65
10	1	2014	4	18	618	10.31	53	5994	281	337	45.47	54.53

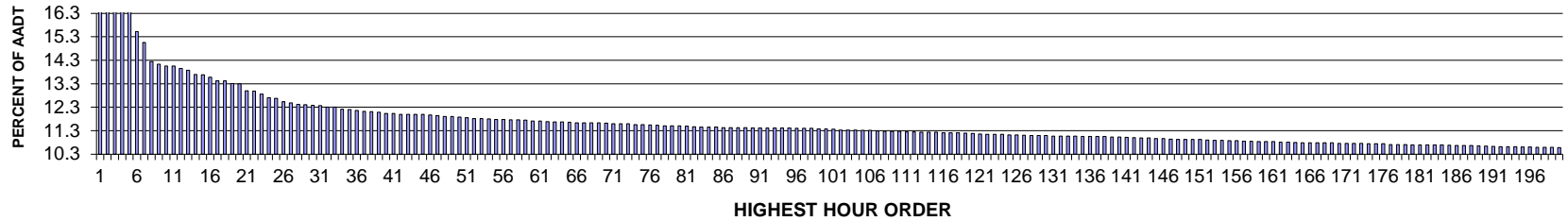
MO	DY	YR	DAY OF WK	HR	HR VOL	PERCENT OF AADT	HOUR NUMBER	AADT	NORTH VOLUME	SOUTH VOLUME	PERCENT NORTH IS OF TOTAL VOLUME	PERCENT SOUTH IS OF TOTAL VOLUME
7	18	2014	6	17	615	10.26	54	5994	237	378	38.54	61.46
10	3	2014	6	19	615	10.26	55	5994	205	410	33.33	66.67
11	7	2014	6	16	615	10.26	56	5994	315	300	51.22	48.78
6	27	2014	6	17	614	10.24	57	5994	255	359	41.53	58.47
7	3	2014	5	14	614	10.24	58	5994	254	360	41.37	58.63
8	1	2014	6	16	613	10.23	59	5994	276	337	45.02	54.98
8	1	2014	6	17	611	10.19	60	5994	252	359	41.24	58.76
9	20	2014	7	12	611	10.19	61	5994	303	308	49.59	50.41
10	24	2014	6	17	611	10.19	62	5994	255	356	41.73	58.27
6	3	2014	3	17	610	10.18	63	5994	313	297	51.31	48.69
10	10	2014	6	17	609	10.16	64	5994	256	353	42.04	57.96
5	22	2014	5	18	607	10.13	65	5994	263	344	43.33	56.67
9	1	2014	2	15	607	10.13	66	5994	348	259	57.33	42.67
4	18	2014	6	16	606	10.11	67	5994	266	340	43.89	56.11
7	31	2014	5	18	606	10.11	68	5994	216	390	35.64	64.36
9	16	2014	3	18	606	10.11	69	5994	283	323	46.70	53.30
6	29	2014	1	15	604	10.08	70	5994	297	307	49.17	50.83
8	15	2014	6	16	604	10.08	71	5994	267	337	44.21	55.79
8	15	2014	6	17	603	10.06	72	5994	215	388	35.66	64.34
10	9	2014	5	18	603	10.06	73	5994	266	337	44.11	55.89
2	14	2014	6	17	602	10.04	74	5994	242	360	40.20	59.80
10	2	2014	5	18	602	10.04	75	5994	279	323	46.35	53.65
10	10	2014	6	16	602	10.04	76	5994	315	287	52.33	47.67
7	2	2014	4	18	601	10.03	77	5994	251	350	41.76	58.24
6	13	2014	6	17	600	10.01	78	5994	282	318	47.00	53.00
8	15	2014	6	18	600	10.01	79	5994	209	391	34.83	65.17
9	3	2014	4	18	600	10.01	80	5994	247	353	41.17	58.83
9	18	2014	5	16	600	10.01	81	5994	290	310	48.33	51.67
9	18	2014	5	17	599	9.99	82	5994	274	325	45.74	54.26
10	17	2014	6	16	599	9.99	83	5994	302	297	50.42	49.58
6	13	2014	6	18	598	9.98	84	5994	241	357	40.30	59.70
7	11	2014	6	17	598	9.98	85	5994	217	381	36.29	63.71
8	27	2014	4	17	596	9.94	86	5994	257	339	43.12	56.88
9	11	2014	5	18	596	9.94	87	5994	249	347	41.78	58.22
5	2	2014	6	16	595	9.93	88	5994	291	304	48.91	51.09
5	9	2014	6	16	595	9.93	89	5994	307	288	51.60	48.40
10	3	2014	6	16	595	9.93	90	5994	298	297	50.08	49.92
4	11	2014	6	18	593	9.89	91	5994	252	341	42.50	57.50
8	26	2014	3	18	593	9.89	92	5994	275	318	46.37	53.63
3	28	2014	6	17	592	9.88	93	5994	253	339	42.74	57.26
6	12	2014	5	18	592	9.88	94	5994	230	362	38.85	61.15

MO	DY	YR	DAY OF WK	HR	HR VOL	PERCENT OF AADT	HOUR NUMBER	AADT	NORTH VOLUME	SOUTH VOLUME	PERCENT NORTH IS OF TOTAL VOLUME	PERCENT SOUTH IS OF TOTAL VOLUME
11	28	2014	6	16	592	9.88	95	5994	308	284	52.03	47.97
5	10	2014	7	16	591	9.86	96	5994	308	283	52.12	47.88
6	4	2014	4	18	591	9.86	97	5994	251	340	42.47	57.53
4	18	2014	6	15	590	9.84	98	5994	300	290	50.85	49.15
4	18	2014	6	17	590	9.84	99	5994	237	353	40.17	59.83
5	16	2014	6	18	590	9.84	100	5994	246	344	41.69	58.31
7	25	2014	6	16	590	9.84	101	5994	307	283	52.03	47.97
9	4	2014	5	18	590	9.84	102	5994	246	344	41.69	58.31
2	28	2014	6	18	589	9.83	103	5994	214	375	36.33	63.67
3	14	2014	6	18	589	9.83	104	5994	234	355	39.73	60.27
5	23	2014	6	16	589	9.83	105	5994	270	319	45.84	54.16
5	23	2014	6	17	589	9.83	106	5994	231	358	39.22	60.78
6	27	2014	6	18	589	9.83	107	5994	239	350	40.58	59.42
8	1	2014	6	19	589	9.83	108	5994	200	389	33.96	66.04
9	1	2014	2	13	589	9.83	109	5994	363	226	61.63	38.37
6	5	2014	5	18	588	9.81	110	5994	269	319	45.75	54.25
8	27	2014	4	18	588	9.81	111	5994	259	329	44.05	55.95
5	2	2014	6	17	587	9.79	112	5994	262	325	44.63	55.37
5	9	2014	6	18	587	9.79	113	5994	229	358	39.01	60.99
8	28	2014	5	18	587	9.79	114	5994	260	327	44.29	55.71
9	10	2014	4	18	587	9.79	115	5994	276	311	47.02	52.98
3	28	2014	6	18	586	9.78	116	5994	222	364	37.88	62.12
9	1	2014	2	14	586	9.78	117	5994	351	235	59.90	40.10
9	5	2014	6	16	586	9.78	118	5994	299	287	51.02	48.98
10	31	2014	6	16	586	9.78	119	5994	316	270	53.92	46.08
5	30	2014	6	18	584	9.74	120	5994	247	337	42.29	57.71
7	18	2014	6	16	584	9.74	121	5994	258	326	44.18	55.82
8	21	2014	5	18	584	9.74	122	5994	256	328	43.84	56.16
4	26	2014	7	15	583	9.73	123	5994	327	256	56.09	43.91
6	6	2014	6	15	583	9.73	124	5994	273	310	46.83	53.17
10	17	2014	6	19	583	9.73	125	5994	212	371	36.36	63.64
6	20	2014	6	18	582	9.71	126	5994	226	356	38.83	61.17
11	10	2014	2	17	582	9.71	127	5994	257	325	44.16	55.84
4	4	2014	6	18	580	9.68	128	5994	220	360	37.93	62.07
9	19	2014	6	15	580	9.68	129	5994	276	304	47.59	52.41
3	28	2014	6	16	579	9.66	130	5994	281	298	48.53	51.47
9	20	2014	7	15	579	9.66	131	5994	284	295	49.05	50.95
11	8	2014	7	13	578	9.64	132	5994	259	319	44.81	55.19
5	30	2014	6	16	577	9.63	133	5994	294	283	50.95	49.05
9	17	2014	4	18	577	9.63	134	5994	270	307	46.79	53.21
10	21	2014	3	17	577	9.63	135	5994	249	328	43.15	56.85

MO	DY	YR	DAY OF WK	HR	HR VOL	PERCENT OF AADT	HOUR NUMBER	AADT	NORTH VOLUME	SOUTH VOLUME	PERCENT NORTH IS OF TOTAL VOLUME	PERCENT SOUTH IS OF TOTAL VOLUME
3	21	2014	6	17	576	9.61	136	5994	241	335	41.84	58.16
6	8	2014	1	16	576	9.61	137	5994	321	255	55.73	44.27
7	3	2014	5	19	576	9.61	138	5994	229	347	39.76	60.24
7	11	2014	6	16	576	9.61	139	5994	265	311	46.01	53.99
10	23	2014	5	18	576	9.61	140	5994	224	352	38.89	61.11
2	13	2014	5	18	575	9.59	141	5994	211	364	36.70	63.30
2	14	2014	6	16	575	9.59	142	5994	289	286	50.26	49.74
6	14	2014	7	13	575	9.59	143	5994	339	236	58.96	41.04
8	1	2014	6	15	575	9.59	144	5994	253	322	44.00	56.00
10	21	2014	3	16	575	9.59	145	5994	243	332	42.26	57.74
3	7	2014	6	18	574	9.58	146	5994	237	337	41.29	58.71
5	2	2014	6	15	574	9.58	147	5994	290	284	50.52	49.48
9	9	2014	3	18	574	9.58	148	5994	247	327	43.03	56.97
7	30	2014	4	18	573	9.56	149	5994	236	337	41.19	58.81
9	23	2014	3	18	573	9.56	150	5994	268	305	46.77	53.23
10	24	2014	6	16	572	9.54	151	5994	261	311	45.63	54.37
6	19	2014	5	18	571	9.53	152	5994	255	316	44.66	55.34
7	3	2014	5	13	571	9.53	153	5994	251	320	43.96	56.04
11	14	2014	6	17	571	9.53	154	5994	242	329	42.38	57.62
5	28	2014	4	17	570	9.51	155	5994	279	291	48.95	51.05
8	29	2014	6	19	570	9.51	156	5994	191	379	33.51	66.49
11	7	2014	6	15	570	9.51	157	5994	271	299	47.54	52.46
1	24	2014	6	18	568	9.48	158	5994	225	343	39.61	60.39
5	1	2014	5	17	568	9.48	159	5994	279	289	49.12	50.88
8	14	2014	5	18	568	9.48	160	5994	209	359	36.80	63.20
8	29	2014	6	15	568	9.48	161	5994	230	338	40.49	59.51
9	12	2014	6	15	568	9.48	162	5994	267	301	47.01	52.99
6	20	2014	6	17	567	9.46	163	5994	252	315	44.44	55.56
8	28	2014	5	17	567	9.46	164	5994	257	310	45.33	54.67
8	30	2014	7	15	567	9.46	165	5994	237	330	41.80	58.20
9	25	2014	5	17	567	9.46	166	5994	297	270	52.38	47.62
9	27	2014	7	13	567	9.46	167	5994	255	312	44.97	55.03
10	9	2014	5	16	567	9.46	168	5994	255	312	44.97	55.03
6	12	2014	5	17	566	9.44	169	5994	258	308	45.58	54.42
8	8	2014	6	16	565	9.43	170	5994	256	309	45.31	54.69
9	12	2014	6	19	565	9.43	171	5994	241	324	42.65	57.35
9	30	2014	3	18	565	9.43	172	5994	260	305	46.02	53.98
6	29	2014	1	12	564	9.41	173	5994	228	336	40.43	59.57
9	26	2014	6	15	564	9.41	174	5994	248	316	43.97	56.03
11	15	2014	7	15	564	9.41	175	5994	275	289	48.76	51.24
11	28	2014	6	14	564	9.41	176	5994	285	279	50.53	49.47

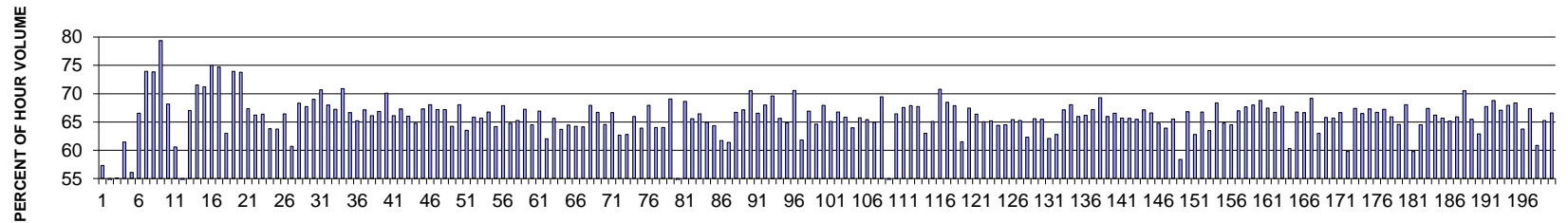
MO	DY	YR	DAY OF WK	HR	HR VOL	PERCENT OF AADT	HOUR NUMBER	AADT	NORTH VOLUME	SOUTH VOLUME	PERCENT NORTH IS OF TOTAL VOLUME	PERCENT SOUTH IS OF TOTAL VOLUME
5	22	2014	5	17	563	9.39	177	5994	263	300	46.71	53.29
9	1	2014	2	16	563	9.39	178	5994	312	251	55.42	44.58
10	20	2014	2	18	563	9.39	179	5994	241	322	42.81	57.19
4	25	2014	6	17	562	9.38	180	5994	233	329	41.46	58.54
6	25	2014	4	18	562	9.38	181	5994	257	305	45.73	54.27
10	21	2014	3	18	562	9.38	182	5994	265	297	47.15	52.85
5	21	2014	4	17	561	9.36	183	5994	252	309	44.92	55.08
9	4	2014	5	17	561	9.36	184	5994	276	285	49.20	50.80
12	12	2014	6	18	561	9.36	185	5994	205	356	36.54	63.46
4	26	2014	7	14	560	9.34	186	5994	262	298	46.79	53.21
6	30	2014	2	18	560	9.34	187	5994	232	328	41.43	58.57
7	11	2014	6	19	560	9.34	188	5994	226	334	40.36	59.64
10	6	2014	2	18	559	9.33	189	5994	241	318	43.11	56.89
11	21	2014	6	18	559	9.33	190	5994	237	322	42.40	57.60
6	4	2014	4	17	558	9.31	191	5994	258	300	46.24	53.76
8	30	2014	7	11	558	9.31	192	5994	241	317	43.19	56.81
10	10	2014	6	18	558	9.31	193	5994	242	316	43.37	56.63
11	13	2014	5	18	558	9.31	194	5994	213	345	38.17	61.83
6	6	2014	6	19	557	9.29	195	5994	225	332	40.39	59.61
12	19	2014	6	17	557	9.29	196	5994	239	318	42.91	57.09
3	14	2014	6	16	556	9.28	197	5994	292	264	52.52	47.48
4	11	2014	6	17	556	9.28	198	5994	243	313	43.71	56.29
4	18	2014	6	18	556	9.28	199	5994	211	345	37.95	62.05
5	9	2014	6	17	556	9.28	200	5994	256	300	46.04	53.96

**SR 290 MP 17.66 NEWMAN LAKE ADC SITE P33
K FOR PEAK 200 HOURS OF 2014**



AADT= 7722 K 30 FACTOR= 12.38 K 100 FACTOR= 11.38 K 200 FACTOR= 10.58 D 30 FACTOR= 69.04

**SR 290 MP 17.66 NEWMAN LAKE ADC SITE P33
D % IN THE PEAK 200 HOURS OF 2014**



MO	DY	YR	DAY OF WK	HR	HR VOL	PERCENT OF AADT	HOUR NUMBER	AADT	EAST VOLUME	WEST VOLUME	PERCENT EAST IS OF TOTAL VOLUME	PERCENT WEST IS OF TOTAL VOLUME
9	14	2014	1	18	1856	24.04	1	7722	792	1064	42.67	57.33
9	14	2014	1	17	1684	21.81	2	7722	805	879	47.80	52.20
9	14	2014	1	16	1549	20.06	3	7722	695	854	44.87	55.13
9	14	2014	1	19	1424	18.44	4	7722	549	875	38.55	61.45
9	14	2014	1	20	1334	17.28	5	7722	586	748	43.93	56.07
9	5	2014	6	18	1199	15.53	6	7722	798	401	66.56	33.44
7	10	2014	5	18	1163	15.06	7	7722	860	303	73.95	26.05
7	3	2014	5	17	1100	14.25	8	7722	812	288	73.82	26.18
3	18	2014	3	18	1091	14.13	9	7722	866	225	79.38	20.62
8	15	2014	6	17	1086	14.06	10	7722	740	346	68.14	31.86
9	5	2014	6	17	1086	14.06	11	7722	658	428	60.59	39.41
9	14	2014	1	15	1077	13.95	12	7722	579	498	53.76	46.24

MO	DY	YR	DAY OF WK	HR	HR VOL	PERCENT OF AADT	HOUR NUMBER	AADT	EAST VOLUME	WEST VOLUME	PERCENT EAST IS OF TOTAL VOLUME	PERCENT WEST IS OF TOTAL VOLUME
9	2	2014	3	18	1071	13.87	13	7722	718	353	67.04	32.96
7	11	2014	6	17	1057	13.69	14	7722	756	301	71.52	28.48
7	11	2014	6	18	1056	13.68	15	7722	752	304	71.21	28.79
6	22	2014	1	17	1049	13.58	16	7722	262	787	24.98	75.02
5	9	2014	6	18	1037	13.43	17	7722	775	262	74.73	25.27
9	2	2014	3	17	1036	13.42	18	7722	653	383	63.03	36.97
7	3	2014	5	18	1028	13.31	19	7722	760	268	73.93	26.07
10	16	2014	5	18	1027	13.30	20	7722	758	269	73.81	26.19
7	15	2014	3	18	1004	13.00	21	7722	676	328	67.33	32.67
7	11	2014	6	16	1003	12.99	22	7722	664	339	66.20	33.80
8	29	2014	6	17	993	12.86	23	7722	659	334	66.36	33.64
9	4	2014	5	17	981	12.70	24	7722	626	355	63.81	36.19
7	10	2014	5	17	979	12.68	25	7722	624	355	63.74	36.26
9	26	2014	6	17	968	12.54	26	7722	643	325	66.43	33.57
9	12	2014	6	17	964	12.48	27	7722	585	379	60.68	39.32
7	3	2014	5	16	959	12.42	28	7722	655	304	68.30	31.70
7	22	2014	3	18	958	12.41	29	7722	649	309	67.75	32.25
8	22	2014	6	18	956	12.38	30	7722	660	296	69.04	30.96
7	18	2014	6	17	955	12.37	31	7722	675	280	70.68	29.32
6	22	2014	1	15	950	12.30	32	7722	304	646	32.00	68.00
8	27	2014	4	18	950	12.30	33	7722	639	311	67.26	32.74
7	18	2014	6	18	944	12.22	34	7722	669	275	70.87	29.13
9	4	2014	5	18	942	12.20	35	7722	628	314	66.67	33.33
6	26	2014	5	18	939	12.16	36	7722	612	327	65.18	34.82
8	19	2014	3	18	937	12.13	37	7722	629	308	67.13	32.87
7	14	2014	2	18	935	12.11	38	7722	618	317	66.10	33.90
7	15	2014	3	17	933	12.08	39	7722	624	309	66.88	33.12
8	15	2014	6	18	930	12.04	40	7722	652	278	70.11	29.89
6	5	2014	5	18	929	12.03	41	7722	614	315	66.09	33.91
7	1	2014	3	18	927	12.00	42	7722	624	303	67.31	32.69
11	7	2014	6	17	927	12.00	43	7722	612	315	66.02	33.98
7	7	2014	2	18	926	11.99	44	7722	600	326	64.79	35.21
10	3	2014	6	17	926	11.99	45	7722	623	303	67.28	32.72
7	16	2014	4	18	924	11.97	46	7722	629	295	68.07	31.93
8	22	2014	6	17	923	11.95	47	7722	620	303	67.17	32.83
7	2	2014	4	18	920	11.91	48	7722	618	302	67.17	32.83
7	8	2014	3	18	920	11.91	49	7722	591	329	64.24	35.76
6	22	2014	1	14	917	11.88	50	7722	293	624	31.95	68.05
9	9	2014	3	17	916	11.86	51	7722	582	334	63.54	36.46
7	9	2014	4	18	913	11.82	52	7722	601	312	65.83	34.17
9	18	2014	5	17	912	11.81	53	7722	599	313	65.68	34.32

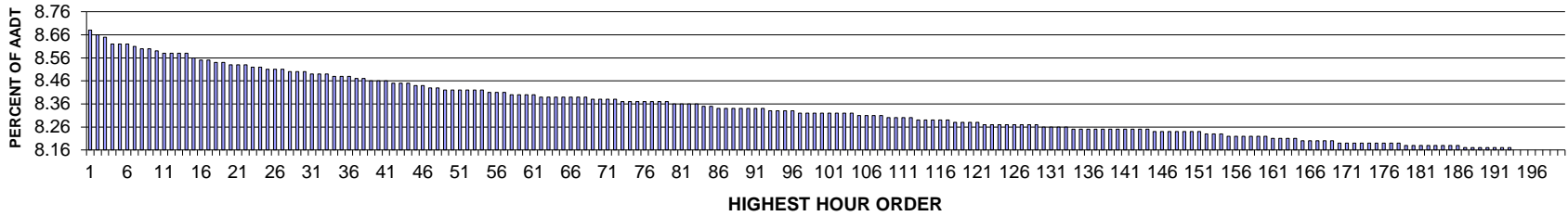
MO	DY	YR	DAY OF WK	HR	HR VOL	PERCENT OF AADT	HOUR NUMBER	AADT	EAST VOLUME	WEST VOLUME	PERCENT EAST IS OF TOTAL VOLUME	PERCENT WEST IS OF TOTAL VOLUME
8	27	2014	4	17	911	11.80	54	7722	608	303	66.74	33.26
8	15	2014	6	16	910	11.78	55	7722	584	326	64.18	35.82
9	26	2014	6	18	910	11.78	56	7722	618	292	67.91	32.09
8	19	2014	3	17	909	11.77	57	7722	589	320	64.80	35.20
8	29	2014	6	16	909	11.77	58	7722	593	316	65.24	34.76
8	21	2014	5	18	907	11.75	59	7722	610	297	67.25	32.75
7	1	2014	3	17	904	11.71	60	7722	583	321	64.49	35.51
7	8	2014	3	17	904	11.71	61	7722	605	299	66.92	33.08
7	2	2014	4	17	903	11.69	62	7722	560	343	62.02	37.98
5	2	2014	6	17	902	11.68	63	7722	592	310	65.63	34.37
7	22	2014	3	17	901	11.67	64	7722	574	327	63.71	36.29
5	30	2014	6	17	900	11.66	65	7722	580	320	64.44	35.56
5	22	2014	5	17	898	11.63	66	7722	577	321	64.25	35.75
6	4	2014	4	17	898	11.63	67	7722	576	322	64.14	35.86
10	16	2014	5	17	898	11.63	68	7722	610	288	67.93	32.07
10	24	2014	6	17	898	11.63	69	7722	599	299	66.70	33.30
8	18	2014	2	17	897	11.62	70	7722	579	318	64.55	35.45
6	19	2014	5	18	896	11.60	71	7722	597	299	66.63	33.37
9	16	2014	3	17	895	11.59	72	7722	561	334	62.68	37.32
9	22	2014	2	17	895	11.59	73	7722	562	333	62.79	37.21
4	30	2014	4	18	893	11.56	74	7722	589	304	65.96	34.04
9	11	2014	5	17	893	11.56	75	7722	571	322	63.94	36.06
10	17	2014	6	18	892	11.55	76	7722	606	286	67.94	32.06
7	9	2014	4	17	890	11.53	77	7722	570	320	64.04	35.96
6	19	2014	5	17	889	11.51	78	7722	569	320	64.00	36.00
7	16	2014	4	17	889	11.51	79	7722	614	275	69.07	30.93
9	14	2014	1	21	888	11.50	80	7722	404	484	45.50	54.50
8	14	2014	5	18	887	11.49	81	7722	609	278	68.66	31.34
8	28	2014	5	18	886	11.47	82	7722	581	305	65.58	34.42
8	20	2014	4	17	885	11.46	83	7722	588	297	66.44	33.56
5	30	2014	6	18	884	11.45	84	7722	574	310	64.93	35.07
8	20	2014	4	18	884	11.45	85	7722	569	315	64.37	35.63
6	23	2014	2	18	883	11.43	86	7722	545	338	61.72	38.28
7	7	2014	2	17	883	11.43	87	7722	542	341	61.38	38.62
8	21	2014	5	17	883	11.43	88	7722	589	294	66.70	33.30
9	3	2014	4	18	883	11.43	89	7722	593	290	67.16	32.84
7	14	2014	2	17	882	11.42	90	7722	622	260	70.52	29.48
8	14	2014	5	17	882	11.42	91	7722	587	295	66.55	33.45
5	14	2014	4	17	881	11.41	92	7722	599	282	67.99	32.01
5	22	2014	5	18	881	11.41	93	7722	613	268	69.58	30.42
6	2	2014	2	17	881	11.41	94	7722	578	303	65.61	34.39

MO	DY	YR	DAY OF WK	HR	HR VOL	PERCENT OF AADT	HOUR NUMBER	AADT	EAST VOLUME	WEST VOLUME	PERCENT EAST IS OF TOTAL VOLUME	PERCENT WEST IS OF TOTAL VOLUME
8	26	2014	3	17	881	11.41	95	7722	571	310	64.81	35.19
6	22	2014	1	16	880	11.40	96	7722	259	621	29.43	70.57
6	23	2014	2	17	880	11.40	97	7722	544	336	61.82	38.18
9	10	2014	4	18	880	11.40	98	7722	589	291	66.93	33.07
8	26	2014	3	18	879	11.38	99	7722	568	311	64.62	35.38
8	29	2014	6	18	879	11.38	100	7722	597	282	67.92	32.08
9	3	2014	4	17	877	11.36	101	7722	571	306	65.11	34.89
8	13	2014	4	18	875	11.33	102	7722	584	291	66.74	33.26
8	28	2014	5	17	875	11.33	103	7722	576	299	65.83	34.17
8	25	2014	2	18	874	11.32	104	7722	559	315	63.96	36.04
6	20	2014	6	17	873	11.31	105	7722	574	299	65.75	34.25
9	10	2014	4	17	873	11.31	106	7722	571	302	65.41	34.59
6	12	2014	5	18	872	11.29	107	7722	566	306	64.91	35.09
3	18	2014	3	17	870	11.27	108	7722	604	266	69.43	30.57
9	5	2014	6	16	870	11.27	109	7722	468	402	53.79	46.21
9	25	2014	5	17	870	11.27	110	7722	578	292	66.44	33.56
6	6	2014	6	17	869	11.25	111	7722	587	282	67.55	32.45
10	2	2014	5	17	869	11.25	112	7722	590	279	67.89	32.11
5	1	2014	5	18	868	11.24	113	7722	588	280	67.74	32.26
9	12	2014	6	18	868	11.24	114	7722	547	321	63.02	36.98
9	17	2014	4	17	868	11.24	115	7722	565	303	65.09	34.91
9	9	2014	3	18	866	11.21	116	7722	613	253	70.79	29.21
10	17	2014	6	17	866	11.21	117	7722	593	273	68.48	31.52
10	22	2014	4	17	866	11.21	118	7722	588	278	67.90	32.10
10	10	2014	6	17	865	11.20	119	7722	532	333	61.50	38.50
5	29	2014	5	17	863	11.18	120	7722	582	281	67.44	32.56
10	21	2014	3	17	862	11.16	121	7722	572	290	66.36	33.64
5	15	2014	5	17	861	11.15	122	7722	560	301	65.04	34.96
6	3	2014	3	17	860	11.14	123	7722	561	299	65.23	34.77
6	6	2014	6	18	860	11.14	124	7722	554	306	64.42	35.58
9	19	2014	6	17	859	11.12	125	7722	554	305	64.49	35.51
9	23	2014	3	17	859	11.12	126	7722	562	297	65.42	34.58
10	9	2014	5	17	858	11.11	127	7722	560	298	65.27	34.73
6	25	2014	4	18	857	11.10	128	7722	534	323	62.31	37.69
9	16	2014	3	18	857	11.10	129	7722	562	295	65.58	34.42
11	14	2014	6	17	857	11.10	130	7722	561	296	65.46	34.54
5	2	2014	6	18	855	11.07	131	7722	531	324	62.11	37.89
6	11	2014	4	17	855	11.07	132	7722	537	318	62.81	37.19
6	30	2014	2	18	855	11.07	133	7722	574	281	67.13	32.87
9	19	2014	6	18	855	11.07	134	7722	582	273	68.07	31.93
6	4	2014	4	18	854	11.06	135	7722	563	291	65.93	34.07

MO	DY	YR	DAY OF WK	HR	HR VOL	PERCENT OF AADT	HOUR NUMBER	AADT	EAST VOLUME	WEST VOLUME	PERCENT EAST IS OF TOTAL VOLUME	PERCENT WEST IS OF TOTAL VOLUME
6	25	2014	4	17	854	11.06	136	7722	565	289	66.16	33.84
8	12	2014	3	18	853	11.05	137	7722	573	280	67.17	32.83
9	11	2014	5	18	853	11.05	138	7722	591	262	69.28	30.72
5	20	2014	3	18	852	11.03	139	7722	562	290	65.96	34.04
10	8	2014	4	18	852	11.03	140	7722	567	285	66.55	33.45
10	1	2014	4	18	851	11.02	141	7722	559	292	65.69	34.31
6	24	2014	3	18	850	11.01	142	7722	558	292	65.65	34.35
5	13	2014	3	17	849	10.99	143	7722	556	293	65.49	34.51
6	24	2014	3	17	849	10.99	144	7722	570	279	67.14	32.86
8	18	2014	2	18	847	10.97	145	7722	564	283	66.59	33.41
10	31	2014	6	17	846	10.96	146	7722	548	298	64.78	35.22
6	5	2014	5	17	845	10.94	147	7722	540	305	63.91	36.09
5	1	2014	5	17	844	10.93	148	7722	553	291	65.52	34.48
9	2	2014	3	16	844	10.93	149	7722	493	351	58.41	41.59
9	18	2014	5	18	844	10.93	150	7722	564	280	66.82	33.18
10	8	2014	4	17	844	10.93	151	7722	530	314	62.80	37.20
10	27	2014	2	17	842	10.90	152	7722	562	280	66.75	33.25
5	27	2014	3	17	841	10.89	153	7722	534	307	63.50	36.50
7	3	2014	5	15	841	10.89	154	7722	575	266	68.37	31.63
5	21	2014	4	17	839	10.87	155	7722	544	295	64.84	35.16
6	9	2014	2	18	839	10.87	156	7722	541	298	64.48	35.52
5	27	2014	3	18	838	10.85	157	7722	561	277	66.95	33.05
8	12	2014	3	17	838	10.85	158	7722	567	271	67.66	32.34
5	7	2014	4	17	837	10.84	159	7722	569	268	67.98	32.02
5	16	2014	6	17	837	10.84	160	7722	576	261	68.82	31.18
9	29	2014	2	17	836	10.83	161	7722	564	272	67.46	32.54
5	8	2014	5	17	835	10.81	162	7722	557	278	66.71	33.29
5	9	2014	6	17	835	10.81	163	7722	566	269	67.78	32.22
6	26	2014	5	17	834	10.80	164	7722	503	331	60.31	39.69
9	24	2014	4	18	833	10.79	165	7722	556	277	66.75	33.25
10	6	2014	2	17	833	10.79	166	7722	555	278	66.63	33.37
10	9	2014	5	18	833	10.79	167	7722	576	257	69.15	30.85
10	20	2014	2	17	833	10.79	168	7722	525	308	63.03	36.97
12	18	2014	5	17	833	10.79	169	7722	548	285	65.79	34.21
5	20	2014	3	17	831	10.76	170	7722	546	285	65.70	34.30
6	13	2014	6	17	831	10.76	171	7722	554	277	66.67	33.33
7	18	2014	6	16	831	10.76	172	7722	497	334	59.81	40.19
9	30	2014	3	17	831	10.76	173	7722	560	271	67.39	32.61
9	8	2014	2	17	829	10.74	174	7722	551	278	66.47	33.53
9	8	2014	2	18	829	10.74	175	7722	558	271	67.31	32.69
10	7	2014	3	17	829	10.74	176	7722	553	276	66.71	33.29

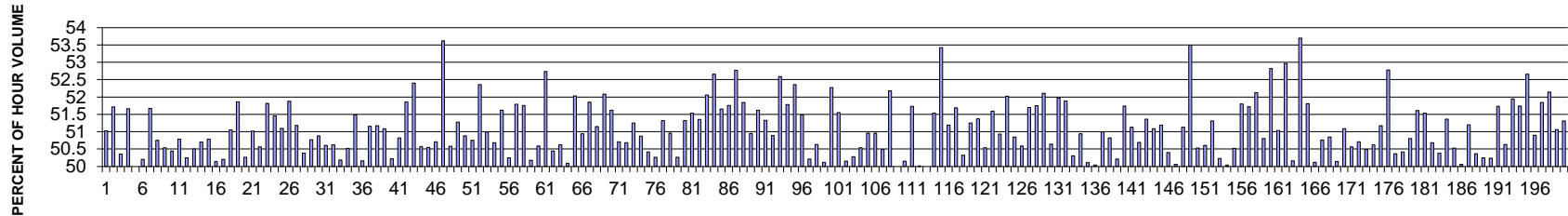
MO	DY	YR	DAY OF WK	HR	HR VOL	PERCENT OF AADT	HOUR NUMBER	AADT	EAST VOLUME	WEST VOLUME	PERCENT EAST IS OF TOTAL VOLUME	PERCENT WEST IS OF TOTAL VOLUME
5	15	2014	5	18	827	10.71	177	7722	556	271	67.23	32.77
8	25	2014	2	17	827	10.71	178	7722	545	282	65.90	34.10
10	3	2014	6	18	827	10.71	179	7722	534	293	64.57	35.43
5	23	2014	6	17	826	10.70	180	7722	562	264	68.04	31.96
6	20	2014	6	16	826	10.70	181	7722	494	332	59.81	40.19
10	29	2014	4	17	826	10.70	182	7722	533	293	64.53	35.47
10	30	2014	5	17	826	10.70	183	7722	557	269	67.43	32.57
11	13	2014	5	17	826	10.70	184	7722	547	279	66.22	33.78
11	21	2014	6	17	825	10.68	185	7722	542	283	65.70	34.30
4	29	2014	3	18	824	10.67	186	7722	537	287	65.17	34.83
6	10	2014	3	17	824	10.67	187	7722	543	281	65.90	34.10
9	5	2014	6	19	824	10.67	188	7722	581	243	70.51	29.49
10	31	2014	6	16	823	10.66	189	7722	539	284	65.49	34.51
10	2	2014	5	18	822	10.64	190	7722	517	305	62.90	37.10
10	24	2014	6	18	821	10.63	191	7722	556	265	67.72	32.28
5	28	2014	4	18	820	10.62	192	7722	564	256	68.78	31.22
10	1	2014	4	17	820	10.62	193	7722	550	270	67.07	32.93
10	30	2014	5	18	820	10.62	194	7722	557	263	67.93	32.07
5	8	2014	5	18	819	10.61	195	7722	560	259	68.38	31.62
11	10	2014	2	17	819	10.61	196	7722	522	297	63.74	36.26
4	30	2014	4	17	818	10.59	197	7722	551	267	67.36	32.64
5	23	2014	6	16	818	10.59	198	7722	498	320	60.88	39.12
9	24	2014	4	17	818	10.59	199	7722	534	284	65.28	34.72
6	9	2014	2	17	817	10.58	200	7722	544	273	66.59	33.41

**SR 005 MP 106.70 OLYMPIA/BOULEVARD ADC SITE P4
K FOR PEAK 200 HOURS OF 2014**



AADT= 137941 K 30 FACTOR= 8.5 K 100 FACTOR= 8.32 K 200 FACTOR= 8.16 D 30 FACTOR= 50.88

**SR 005 MP 106.70 OLYMPIA/BOULEVARD ADC SITE P4
D % IN THE PEAK 200 HOURS OF 2014**



MO	DY	YR	DAY OF WK	HR	HR VOL	PERCENT OF AADT	HOUR NUMBER	AADT	NORTH VOLUME	SOUTH VOLUME	PERCENT NORTH IS OF TOTAL VOLUME	PERCENT SOUTH IS OF TOTAL VOLUME
6	26	2014	5	17	11970	8.68	1	137941	6108	5862	51.03	48.97
6	25	2014	4	17	11949	8.66	2	137941	6179	5770	51.71	48.29
2	13	2014	5	17	11930	8.65	3	137941	5922	6008	49.64	50.36
6	13	2014	6	17	11897	8.62	4	137941	6146	5751	51.66	48.34
2	26	2014	4	17	11895	8.62	5	137941	5948	5947	50.00	50.00
3	14	2014	6	17	11893	8.62	6	137941	5923	5970	49.80	50.20
6	19	2014	5	17	11870	8.61	7	137941	6133	5737	51.67	48.33
5	22	2014	5	17	11863	8.60	8	137941	6021	5842	50.75	49.25
5	15	2014	5	17	11859	8.60	9	137941	5994	5865	50.54	49.46
6	5	2014	5	17	11849	8.59	10	137941	5977	5872	50.44	49.56
6	11	2014	4	17	11840	8.58	11	137941	6013	5827	50.79	49.21
4	18	2014	6	17	11838	8.58	12	137941	5889	5949	49.75	50.25

MO	DY	YR	DAY OF WK	HR	HR VOL	PERCENT OF AADT	HOUR NUMBER	AADT	NORTH VOLUME	SOUTH VOLUME	PERCENT NORTH IS OF TOTAL VOLUME	PERCENT SOUTH IS OF TOTAL VOLUME
10	29	2014	4	17	11836	8.58	13	137941	5977	5859	50.50	49.50
5	20	2014	3	17	11834	8.58	14	137941	6000	5834	50.70	49.30
4	4	2014	6	17	11803	8.56	15	137941	5995	5808	50.79	49.21
1	17	2014	6	16	11792	8.55	16	137941	5879	5913	49.86	50.14
6	4	2014	4	17	11789	8.55	17	137941	5918	5871	50.20	49.80
12	24	2014	4	13	11785	8.54	18	137941	5769	6016	48.95	51.05
12	19	2014	6	16	11779	8.54	19	137941	6109	5670	51.86	48.14
4	18	2014	6	16	11768	8.53	20	137941	5915	5853	50.26	49.74
5	22	2014	5	18	11767	8.53	21	137941	6003	5764	51.02	48.98
1	17	2014	6	17	11760	8.53	22	137941	5814	5946	49.44	50.56
2	14	2014	6	18	11755	8.52	23	137941	6091	5664	51.82	48.18
11	26	2014	4	13	11751	8.52	24	137941	6047	5704	51.46	48.54
3	20	2014	5	17	11739	8.51	25	137941	5999	5740	51.10	48.90
2	26	2014	4	18	11735	8.51	26	137941	6088	5647	51.88	48.12
5	2	2014	6	17	11733	8.51	27	137941	6005	5728	51.18	48.82
6	3	2014	3	17	11727	8.50	28	137941	5908	5819	50.38	49.62
4	15	2014	3	17	11725	8.50	29	137941	5953	5772	50.77	49.23
10	10	2014	6	16	11719	8.50	30	137941	5963	5756	50.88	49.12
2	27	2014	5	17	11716	8.49	31	137941	5787	5929	49.39	50.61
5	21	2014	4	17	11715	8.49	32	137941	5930	5785	50.62	49.38
6	10	2014	3	17	11706	8.49	33	137941	5875	5831	50.19	49.81
2	14	2014	6	17	11695	8.48	34	137941	5908	5787	50.52	49.48
6	26	2014	5	18	11694	8.48	35	137941	6020	5674	51.48	48.52
4	11	2014	6	17	11693	8.48	36	137941	5828	5865	49.84	50.16
5	29	2014	5	17	11679	8.47	37	137941	5975	5704	51.16	48.84
10	10	2014	6	17	11679	8.47	38	137941	5976	5703	51.17	48.83
10	9	2014	5	17	11671	8.46	39	137941	5963	5708	51.09	48.91
6	20	2014	6	17	11665	8.46	40	137941	5807	5858	49.78	50.22
6	13	2014	6	15	11664	8.46	41	137941	5928	5736	50.82	49.18
3	21	2014	6	17	11661	8.45	42	137941	6047	5614	51.86	48.14
9	4	2014	5	17	11655	8.45	43	137941	6107	5548	52.40	47.60
2	13	2014	5	18	11652	8.45	44	137941	5892	5760	50.57	49.43
3	14	2014	6	16	11643	8.44	45	137941	5886	5757	50.55	49.45
3	7	2014	6	17	11637	8.44	46	137941	5901	5736	50.71	49.29
6	11	2014	4	18	11635	8.43	47	137941	6239	5396	53.62	46.38
6	13	2014	6	16	11624	8.43	48	137941	5880	5744	50.58	49.42
2	27	2014	5	18	11618	8.42	49	137941	5958	5660	51.28	48.72
4	25	2014	6	15	11616	8.42	50	137941	5706	5910	49.12	50.88
6	17	2014	3	17	11615	8.42	51	137941	5895	5720	50.75	49.25
10	2	2014	5	17	11613	8.42	52	137941	6081	5532	52.36	47.64
10	16	2014	5	17	11612	8.42	53	137941	5921	5691	50.99	49.01

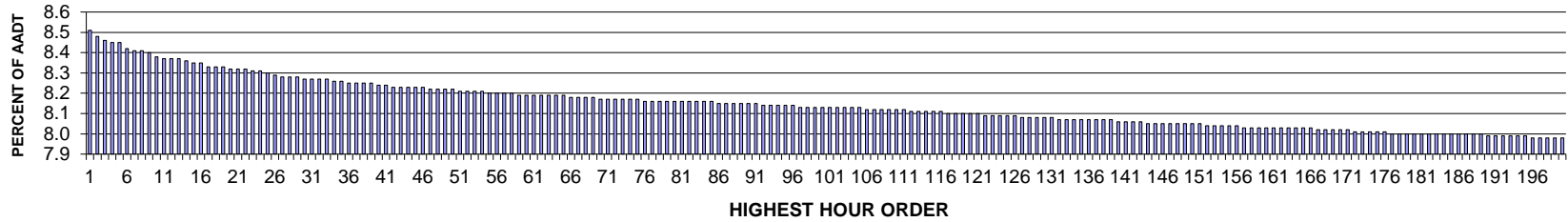
MO	DY	YR	DAY OF WK	HR	HR VOL	PERCENT OF AADT	HOUR NUMBER	AADT	NORTH VOLUME	SOUTH VOLUME	PERCENT NORTH IS OF TOTAL VOLUME	PERCENT SOUTH IS OF TOTAL VOLUME
4	25	2014	6	16	11611	8.42	54	137941	5884	5727	50.68	49.32
6	30	2014	2	17	11602	8.41	55	137941	5989	5613	51.62	48.38
2	21	2014	6	17	11598	8.41	56	137941	5828	5770	50.25	49.75
6	18	2014	4	17	11594	8.41	57	137941	6004	5590	51.79	48.21
9	25	2014	5	17	11591	8.40	58	137941	6000	5591	51.76	48.24
10	24	2014	6	17	11586	8.40	59	137941	5814	5772	50.18	49.82
4	1	2014	3	17	11585	8.40	60	137941	5861	5724	50.59	49.41
4	18	2014	6	15	11584	8.40	61	137941	5475	6109	47.26	52.74
5	2	2014	6	18	11579	8.39	62	137941	5739	5840	49.56	50.44
4	2	2014	4	17	11577	8.39	63	137941	5860	5717	50.62	49.38
5	30	2014	6	17	11573	8.39	64	137941	5797	5776	50.09	49.91
6	25	2014	4	18	11570	8.39	65	137941	6020	5550	52.03	47.97
6	13	2014	6	18	11568	8.39	66	137941	5893	5675	50.94	49.06
5	27	2014	3	17	11567	8.39	67	137941	5998	5569	51.85	48.15
5	28	2014	4	17	11567	8.39	68	137941	5916	5651	51.15	48.85
12	17	2014	4	17	11566	8.38	69	137941	6024	5542	52.08	47.92
9	3	2014	4	17	11558	8.38	70	137941	5966	5592	51.62	48.38
3	13	2014	5	17	11557	8.38	71	137941	5860	5697	50.71	49.29
5	30	2014	6	16	11555	8.38	72	137941	5856	5699	50.68	49.32
2	14	2014	6	15	11552	8.37	73	137941	5632	5920	48.75	51.25
9	26	2014	6	17	11552	8.37	74	137941	5877	5675	50.87	49.13
12	5	2014	6	17	11546	8.37	75	137941	5821	5725	50.42	49.58
5	19	2014	2	17	11545	8.37	76	137941	5803	5742	50.26	49.74
6	5	2014	5	18	11541	8.37	77	137941	5923	5618	51.32	48.68
10	14	2014	3	17	11540	8.37	78	137941	5881	5659	50.96	49.04
3	24	2014	2	17	11539	8.37	79	137941	5799	5740	50.26	49.74
5	1	2014	5	17	11538	8.36	80	137941	5921	5617	51.32	48.68
6	23	2014	2	17	11534	8.36	81	137941	5944	5590	51.53	48.47
9	8	2014	2	17	11531	8.36	82	137941	5921	5610	51.35	48.65
10	1	2014	4	17	11526	8.36	83	137941	6001	5525	52.06	47.94
6	24	2014	3	17	11522	8.35	84	137941	6068	5454	52.66	47.34
2	14	2014	6	16	11513	8.35	85	137941	5567	5946	48.35	51.65
6	19	2014	5	18	11510	8.34	86	137941	5958	5552	51.76	48.24
11	20	2014	5	17	11508	8.34	87	137941	6073	5435	52.77	47.23
11	26	2014	4	14	11505	8.34	88	137941	5964	5541	51.84	48.16
12	16	2014	3	17	11504	8.34	89	137941	5861	5643	50.95	49.05
11	14	2014	6	17	11502	8.34	90	137941	5937	5565	51.62	48.38
2	14	2014	6	14	11499	8.34	91	137941	5596	5903	48.67	51.33
9	17	2014	4	17	11498	8.34	92	137941	5851	5647	50.89	49.11
6	17	2014	3	18	11493	8.33	93	137941	6044	5449	52.59	47.41
6	18	2014	4	18	11490	8.33	94	137941	5950	5540	51.78	48.22

MO	DY	YR	DAY OF WK	HR	HR VOL	PERCENT OF AADT	HOUR NUMBER	AADT	NORTH VOLUME	SOUTH VOLUME	PERCENT NORTH IS OF TOTAL VOLUME	PERCENT SOUTH IS OF TOTAL VOLUME
6	24	2014	3	18	11487	8.33	95	137941	6015	5472	52.36	47.64
5	30	2014	6	18	11484	8.33	96	137941	5912	5572	51.48	48.52
5	6	2014	3	17	11483	8.32	97	137941	5766	5717	50.21	49.79
4	30	2014	4	17	11482	8.32	98	137941	5813	5669	50.63	49.37
3	4	2014	3	17	11479	8.32	99	137941	5753	5726	50.12	49.88
6	3	2014	3	18	11479	8.32	100	137941	6000	5479	52.27	47.73
9	10	2014	4	17	11479	8.32	101	137941	5917	5562	51.55	48.45
6	13	2014	6	13	11478	8.32	102	137941	5722	5756	49.85	50.15
5	16	2014	6	18	11474	8.32	103	137941	5705	5769	49.72	50.28
4	4	2014	6	18	11473	8.32	104	137941	5798	5675	50.54	49.46
3	13	2014	5	18	11469	8.31	105	137941	5845	5624	50.96	49.04
3	21	2014	6	16	11468	8.31	106	137941	5624	5844	49.04	50.96
5	16	2014	6	17	11466	8.31	107	137941	5789	5677	50.49	49.51
5	29	2014	5	18	11461	8.31	108	137941	5980	5481	52.18	47.82
10	7	2014	3	17	11455	8.30	109	137941	5727	5728	50.00	50.00
5	13	2014	3	17	11454	8.30	110	137941	5744	5710	50.15	49.85
9	18	2014	5	17	11452	8.30	111	137941	5924	5528	51.73	48.27
10	10	2014	6	15	11449	8.30	112	137941	5723	5726	49.99	50.01
10	10	2014	6	14	11441	8.29	113	137941	5721	5720	50.00	50.00
4	25	2014	6	17	11435	8.29	114	137941	5893	5542	51.53	48.47
12	30	2014	3	17	11435	8.29	115	137941	6109	5326	53.42	46.58
1	16	2014	5	17	11433	8.29	116	137941	5581	5852	48.81	51.19
10	30	2014	5	17	11432	8.29	117	137941	5909	5523	51.69	48.31
5	2	2014	6	16	11427	8.28	118	137941	5750	5677	50.32	49.68
4	22	2014	3	17	11426	8.28	119	137941	5856	5570	51.25	48.75
10	3	2014	6	17	11420	8.28	120	137941	5866	5554	51.37	48.63
4	21	2014	2	17	11415	8.28	121	137941	5769	5646	50.54	49.46
1	16	2014	5	18	11413	8.27	122	137941	5888	5525	51.59	48.41
9	24	2014	4	17	11412	8.27	123	137941	5812	5600	50.93	49.07
10	6	2014	2	17	11410	8.27	124	137941	5936	5474	52.02	47.98
5	16	2014	6	15	11407	8.27	125	137941	5606	5801	49.15	50.85
6	27	2014	6	14	11407	8.27	126	137941	5636	5771	49.41	50.59
12	2	2014	3	17	11407	8.27	127	137941	5897	5510	51.70	48.30
12	3	2014	4	17	11407	8.27	128	137941	5903	5504	51.75	48.25
12	29	2014	2	17	11407	8.27	129	137941	5944	5463	52.11	47.89
6	20	2014	6	14	11395	8.26	130	137941	5770	5625	50.64	49.36
4	18	2014	6	14	11394	8.26	131	137941	5473	5921	48.03	51.97
9	9	2014	3	17	11393	8.26	132	137941	5912	5481	51.89	48.11
6	20	2014	6	16	11389	8.26	133	137941	5659	5730	49.69	50.31
4	10	2014	5	17	11387	8.25	134	137941	5800	5587	50.94	49.06
10	24	2014	6	16	11386	8.25	135	137941	5705	5681	50.11	49.89

MO	DY	YR	DAY OF WK	HR	HR VOL	PERCENT OF AADT	HOUR NUMBER	AADT	NORTH VOLUME	SOUTH VOLUME	PERCENT NORTH IS OF TOTAL VOLUME	PERCENT SOUTH IS OF TOTAL VOLUME
12	19	2014	6	15	11386	8.25	136	137941	5698	5688	50.04	49.96
3	31	2014	2	17	11385	8.25	137	137941	5805	5580	50.99	49.01
5	21	2014	4	18	11385	8.25	138	137941	5786	5599	50.82	49.18
6	13	2014	6	14	11384	8.25	139	137941	5716	5668	50.21	49.79
4	16	2014	4	17	11383	8.25	140	137941	5889	5494	51.74	48.26
4	11	2014	6	16	11381	8.25	141	137941	5819	5562	51.13	48.87
9	30	2014	3	17	11377	8.25	142	137941	5767	5610	50.69	49.31
11	13	2014	5	17	11376	8.25	143	137941	5843	5533	51.36	48.64
5	1	2014	5	18	11374	8.25	144	137941	5811	5563	51.09	48.91
11	7	2014	6	17	11372	8.24	145	137941	5821	5551	51.19	48.81
5	7	2014	4	17	11370	8.24	146	137941	5731	5639	50.40	49.60
12	23	2014	3	14	11368	8.24	147	137941	5677	5691	49.94	50.06
4	3	2014	5	17	11367	8.24	148	137941	5812	5555	51.13	48.87
2	21	2014	6	18	11365	8.24	149	137941	6079	5286	53.49	46.51
3	12	2014	4	17	11365	8.24	150	137941	5743	5622	50.53	49.47
2	28	2014	6	15	11361	8.24	151	137941	5611	5750	49.39	50.61
10	8	2014	4	17	11350	8.23	152	137941	5824	5526	51.31	48.69
5	15	2014	5	18	11349	8.23	153	137941	5701	5648	50.23	49.77
4	29	2014	3	17	11346	8.23	154	137941	5668	5678	49.96	50.04
6	20	2014	6	15	11342	8.22	155	137941	5612	5730	49.48	50.52
10	31	2014	6	16	11342	8.22	156	137941	5875	5467	51.80	48.20
11	19	2014	4	17	11341	8.22	157	137941	5866	5475	51.72	48.28
9	2	2014	3	17	11337	8.22	158	137941	5910	5427	52.13	47.87
5	12	2014	2	17	11333	8.22	159	137941	5576	5757	49.20	50.80
12	22	2014	2	17	11332	8.22	160	137941	5985	5347	52.82	47.18
4	14	2014	2	17	11328	8.21	161	137941	5782	5546	51.04	48.96
2	19	2014	4	18	11325	8.21	162	137941	5999	5326	52.97	47.03
6	20	2014	6	18	11325	8.21	163	137941	5644	5681	49.84	50.16
9	10	2014	4	18	11320	8.21	164	137941	6079	5241	53.70	46.30
2	20	2014	5	18	11314	8.20	165	137941	5862	5452	51.81	48.19
3	14	2014	6	18	11311	8.20	166	137941	5642	5669	49.88	50.12
4	24	2014	5	17	11310	8.20	167	137941	5741	5569	50.76	49.24
12	4	2014	5	17	11309	8.20	168	137941	5751	5558	50.85	49.15
5	30	2014	6	15	11306	8.20	169	137941	5669	5637	50.14	49.86
6	27	2014	6	13	11303	8.19	170	137941	5775	5528	51.09	48.91
3	7	2014	6	16	11300	8.19	171	137941	5587	5713	49.44	50.56
4	18	2014	6	18	11300	8.19	172	137941	5570	5730	49.29	50.71
5	16	2014	6	16	11299	8.19	173	137941	5594	5705	49.51	50.49
10	17	2014	6	17	11299	8.19	174	137941	5720	5579	50.62	49.38
10	24	2014	6	15	11296	8.19	175	137941	5516	5780	48.83	51.17
6	30	2014	2	18	11295	8.19	176	137941	5961	5334	52.78	47.22

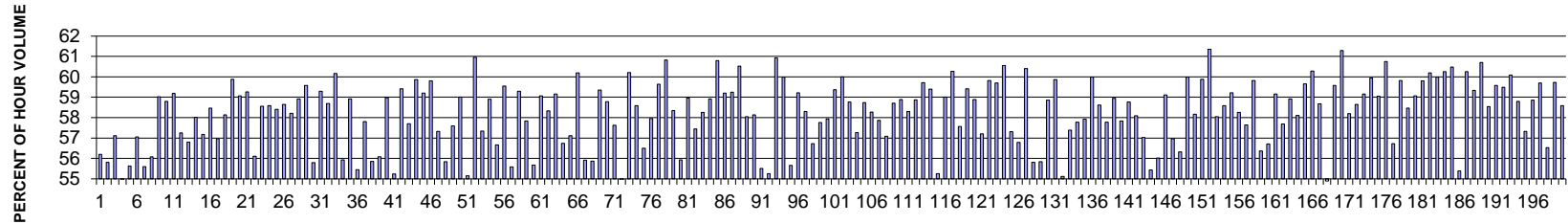
MO	DY	YR	DAY OF WK	HR	HR VOL	PERCENT OF AADT	HOUR NUMBER	AADT	NORTH VOLUME	SOUTH VOLUME	PERCENT NORTH IS OF TOTAL VOLUME	PERCENT SOUTH IS OF TOTAL VOLUME
12	9	2014	3	17	11294	8.19	177	137941	5689	5605	50.37	49.63
6	16	2014	2	17	11291	8.19	178	137941	5693	5598	50.42	49.58
3	17	2014	2	17	11290	8.18	179	137941	5735	5555	50.80	49.20
10	3	2014	6	15	11286	8.18	180	137941	5461	5825	48.39	51.61
12	23	2014	3	15	11285	8.18	181	137941	5815	5470	51.53	48.47
5	16	2014	6	14	11282	8.18	182	137941	5564	5718	49.32	50.68
5	30	2014	6	14	11282	8.18	183	137941	5684	5598	50.38	49.62
10	10	2014	6	18	11282	8.18	184	137941	5794	5488	51.36	48.64
10	27	2014	2	17	11281	8.18	185	137941	5700	5581	50.53	49.47
6	6	2014	6	17	11278	8.18	186	137941	5646	5632	50.06	49.94
3	19	2014	4	17	11275	8.17	187	137941	5773	5502	51.20	48.80
6	6	2014	6	18	11273	8.17	188	137941	5595	5678	49.63	50.37
10	10	2014	6	13	11270	8.17	189	137941	5607	5663	49.75	50.25
2	25	2014	3	17	11268	8.17	190	137941	5661	5607	50.24	49.76
5	7	2014	4	18	11267	8.17	191	137941	5828	5439	51.73	48.27
6	2	2014	2	17	11266	8.17	192	137941	5704	5562	50.63	49.37
6	4	2014	4	18	11266	8.17	193	137941	5853	5413	51.95	48.05
3	27	2014	5	17	11261	8.16	194	137941	5827	5434	51.74	48.26
11	12	2014	4	17	11258	8.16	195	137941	5928	5330	52.66	47.34
12	23	2014	3	16	11258	8.16	196	137941	5730	5528	50.90	49.10
11	17	2014	2	17	11257	8.16	197	137941	5836	5421	51.84	48.16
5	6	2014	3	18	11255	8.16	198	137941	5868	5387	52.14	47.86
10	16	2014	5	18	11255	8.16	199	137941	5747	5508	51.06	48.94
3	20	2014	5	18	11251	8.16	200	137941	5773	5478	51.31	48.69

**SR 005 MP 1.98 VANCOUVER ADC SITE P5
K FOR PEAK 200 HOURS OF 2014**



AADT= 130349 K 30 FACTOR= 8.27 K 100 FACTOR= 8.13 K 200 FACTOR= 7.98 D 30 FACTOR= 55.79

**SR 005 MP 1.98 VANCOUVER ADC SITE P5
D % IN THE PEAK 200 HOURS OF 2014**



MO	DY	YR	DAY OF WK	HR	HR VOL	PERCENT OF AADT	HOUR NUMBER	AADT	NORTH VOLUME	SOUTH VOLUME	PERCENT NORTH IS OF TOTAL VOLUME	PERCENT SOUTH IS OF TOTAL VOLUME
6	13	2014	6	17	11088	8.51	1	130349	6231	4857	56.20	43.80
4	4	2014	6	17	11058	8.48	2	130349	6170	4888	55.80	44.20
6	11	2014	4	18	11022	8.46	3	130349	6296	4726	57.12	42.88
6	13	2014	6	18	11021	8.45	4	130349	5971	5050	54.18	45.82
11	7	2014	6	17	11020	8.45	5	130349	6129	4891	55.62	44.38
2	21	2014	6	17	10973	8.42	6	130349	6260	4713	57.05	42.95
4	18	2014	6	17	10962	8.41	7	130349	6094	4868	55.59	44.41
7	31	2014	5	18	10957	8.41	8	130349	6144	4813	56.07	43.93
10	1	2014	4	18	10946	8.40	9	130349	6460	4486	59.02	40.98
2	26	2014	4	18	10921	8.38	10	130349	6420	4501	58.79	41.21
5	22	2014	5	18	10915	8.37	11	130349	6459	4456	59.18	40.82
8	14	2014	5	18	10913	8.37	12	130349	6248	4665	57.25	42.75

MO	DY	YR	DAY OF WK	HR	HR VOL	PERCENT OF AADT	HOUR NUMBER	AADT	NORTH VOLUME	SOUTH VOLUME	PERCENT NORTH IS OF TOTAL VOLUME	PERCENT SOUTH IS OF TOTAL VOLUME
4	22	2014	3	18	10908	8.37	13	130349	6196	4712	56.80	43.20
10	1	2014	4	17	10898	8.36	14	130349	6323	4575	58.02	41.98
6	4	2014	4	17	10890	8.35	15	130349	6226	4664	57.17	42.83
4	15	2014	3	18	10882	8.35	16	130349	6363	4519	58.47	41.53
7	24	2014	5	18	10863	8.33	17	130349	6189	4674	56.97	43.03
11	6	2014	5	17	10859	8.33	18	130349	6313	4546	58.14	41.86
6	17	2014	3	18	10852	8.33	19	130349	6498	4354	59.88	40.12
5	7	2014	4	18	10849	8.32	20	130349	6409	4440	59.07	40.93
10	16	2014	5	18	10848	8.32	21	130349	6429	4419	59.26	40.74
6	13	2014	6	16	10842	8.32	22	130349	6083	4759	56.11	43.89
10	29	2014	4	17	10836	8.31	23	130349	6346	4490	58.56	41.44
1	15	2014	4	18	10826	8.31	24	130349	6342	4484	58.58	41.42
6	19	2014	5	18	10815	8.30	25	130349	6316	4499	58.40	41.60
11	4	2014	3	17	10810	8.29	26	130349	6339	4471	58.64	41.36
11	4	2014	3	18	10797	8.28	27	130349	6285	4512	58.21	41.79
9	26	2014	6	17	10795	8.28	28	130349	6359	4436	58.91	41.09
4	15	2014	3	17	10793	8.28	29	130349	6431	4362	59.58	40.42
7	10	2014	5	18	10786	8.27	30	130349	6018	4768	55.79	44.21
5	14	2014	4	18	10781	8.27	31	130349	6392	4389	59.29	40.71
4	16	2014	4	18	10777	8.27	32	130349	6325	4452	58.69	41.31
6	3	2014	3	18	10776	8.27	33	130349	6484	4292	60.17	39.83
2	21	2014	6	18	10768	8.26	34	130349	6021	4747	55.92	44.08
4	17	2014	5	17	10764	8.26	35	130349	6342	4422	58.92	41.08
6	12	2014	5	17	10760	8.25	36	130349	5965	4795	55.44	44.56
4	16	2014	4	17	10757	8.25	37	130349	6219	4538	57.81	42.19
5	2	2014	6	17	10750	8.25	38	130349	6004	4746	55.85	44.15
12	19	2014	6	17	10750	8.25	39	130349	6028	4722	56.07	43.93
6	27	2014	6	18	10746	8.24	40	130349	6337	4409	58.97	41.03
11	7	2014	6	18	10740	8.24	41	130349	5932	4808	55.23	44.77
9	17	2014	4	17	10733	8.23	42	130349	6377	4356	59.41	40.59
5	21	2014	4	18	10732	8.23	43	130349	6192	4540	57.70	42.30
1	23	2014	5	18	10730	8.23	44	130349	6423	4307	59.86	40.14
1	15	2014	4	17	10727	8.23	45	130349	6350	4377	59.20	40.80
4	17	2014	5	18	10726	8.23	46	130349	6414	4312	59.80	40.20
11	14	2014	6	17	10720	8.22	47	130349	6146	4574	57.33	42.67
4	4	2014	6	16	10715	8.22	48	130349	5982	4733	55.83	44.17
6	5	2014	5	18	10715	8.22	49	130349	6171	4544	57.59	42.41
10	15	2014	4	18	10711	8.22	50	130349	6320	4391	59.00	41.00
2	21	2014	6	16	10707	8.21	51	130349	5905	4802	55.15	44.85
9	22	2014	2	17	10704	8.21	52	130349	6525	4179	60.96	39.04
5	1	2014	5	17	10703	8.21	53	130349	6137	4566	57.34	42.66

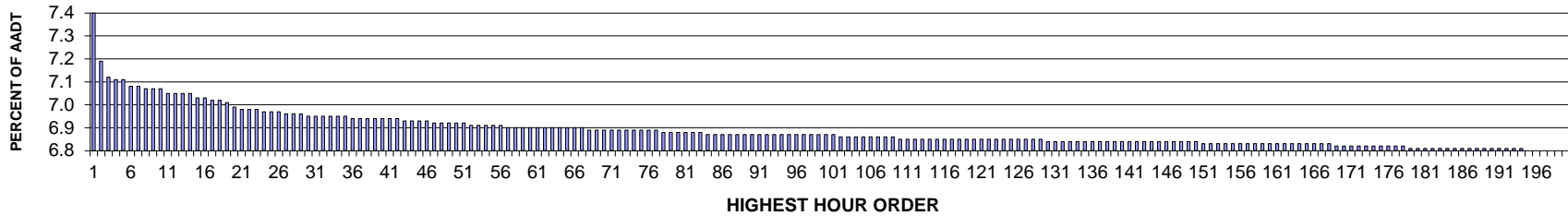
MO	DY	YR	DAY OF WK	HR	HR VOL	PERCENT OF AADT	HOUR NUMBER	AADT	NORTH VOLUME	SOUTH VOLUME	PERCENT NORTH IS OF TOTAL VOLUME	PERCENT SOUTH IS OF TOTAL VOLUME
10	29	2014	4	18	10697	8.21	54	130349	6301	4396	58.90	41.10
5	15	2014	5	17	10688	8.20	55	130349	6057	4631	56.67	43.33
5	27	2014	3	17	10685	8.20	56	130349	6363	4322	59.55	40.45
6	6	2014	6	17	10683	8.20	57	130349	5938	4745	55.58	44.42
10	21	2014	3	18	10683	8.20	58	130349	6334	4349	59.29	40.71
2	13	2014	5	17	10681	8.19	59	130349	6178	4503	57.84	42.16
2	14	2014	6	16	10681	8.19	60	130349	5946	4735	55.67	44.33
9	4	2014	5	17	10680	8.19	61	130349	6309	4371	59.07	40.93
8	21	2014	5	18	10679	8.19	62	130349	6229	4450	58.33	41.67
11	20	2014	5	17	10677	8.19	63	130349	6317	4360	59.16	40.84
5	1	2014	5	18	10676	8.19	64	130349	6058	4618	56.74	43.26
9	26	2014	6	18	10672	8.19	65	130349	6096	4576	57.12	42.88
5	13	2014	3	18	10663	8.18	66	130349	6419	4244	60.20	39.80
5	2	2014	6	18	10661	8.18	67	130349	5961	4700	55.91	44.09
4	25	2014	6	18	10659	8.18	68	130349	5955	4704	55.87	44.13
11	25	2014	3	17	10658	8.18	69	130349	6326	4332	59.35	40.65
10	2	2014	5	18	10654	8.17	70	130349	6262	4392	58.78	41.22
10	17	2014	6	17	10653	8.17	71	130349	6138	4515	57.62	42.38
4	18	2014	6	16	10650	8.17	72	130349	5703	4947	53.55	46.45
5	6	2014	3	18	10646	8.17	73	130349	6410	4236	60.21	39.79
4	30	2014	4	17	10645	8.17	74	130349	6236	4409	58.58	41.42
4	25	2014	6	17	10644	8.17	75	130349	6013	4631	56.49	43.51
6	18	2014	4	17	10642	8.16	76	130349	6167	4475	57.95	42.05
4	24	2014	5	17	10641	8.16	77	130349	6346	4295	59.64	40.36
4	24	2014	5	18	10641	8.16	78	130349	6472	4169	60.82	39.18
8	13	2014	4	18	10641	8.16	79	130349	6209	4432	58.35	41.65
4	25	2014	6	16	10640	8.16	80	130349	5950	4690	55.92	44.08
6	25	2014	4	18	10639	8.16	81	130349	6273	4366	58.96	41.04
9	12	2014	6	18	10639	8.16	82	130349	6111	4528	57.44	42.56
8	20	2014	4	18	10636	8.16	83	130349	6197	4439	58.26	41.74
2	19	2014	4	17	10634	8.16	84	130349	6265	4369	58.91	41.09
5	27	2014	3	18	10630	8.16	85	130349	6463	4167	60.80	39.20
2	27	2014	5	17	10627	8.15	86	130349	6291	4336	59.20	40.80
7	23	2014	4	18	10622	8.15	87	130349	6292	4330	59.24	40.76
7	2	2014	4	18	10621	8.15	88	130349	6429	4192	60.53	39.47
1	31	2014	6	17	10619	8.15	89	130349	6163	4456	58.04	41.96
6	12	2014	5	18	10618	8.15	90	130349	6173	4445	58.14	41.86
7	17	2014	5	18	10618	8.15	91	130349	5894	4724	55.51	44.49
2	14	2014	6	17	10615	8.14	92	130349	5865	4750	55.25	44.75
9	2	2014	3	17	10614	8.14	93	130349	6467	4147	60.93	39.07
6	10	2014	3	18	10612	8.14	94	130349	6366	4246	59.99	40.01

MO	DY	YR	DAY OF WK	HR	HR VOL	PERCENT OF AADT	HOUR NUMBER	AADT	NORTH VOLUME	SOUTH VOLUME	PERCENT NORTH IS OF TOTAL VOLUME	PERCENT SOUTH IS OF TOTAL VOLUME
10	3	2014	6	17	10612	8.14	95	130349	5906	4706	55.65	44.35
6	18	2014	4	18	10605	8.14	96	130349	6280	4325	59.22	40.78
5	15	2014	5	18	10601	8.13	97	130349	6180	4421	58.30	41.70
9	26	2014	6	16	10601	8.13	98	130349	6013	4588	56.72	43.28
5	12	2014	2	18	10599	8.13	99	130349	6122	4477	57.76	42.24
7	24	2014	5	17	10599	8.13	100	130349	6141	4458	57.94	42.06
11	5	2014	4	17	10597	8.13	101	130349	6290	4307	59.36	40.64
4	29	2014	3	18	10595	8.13	102	130349	6357	4238	60.00	40.00
12	15	2014	2	17	10595	8.13	103	130349	6226	4369	58.76	41.24
10	10	2014	6	17	10594	8.13	104	130349	6067	4527	57.27	42.73
5	29	2014	5	17	10591	8.13	105	130349	6221	4370	58.74	41.26
5	16	2014	6	18	10589	8.12	106	130349	6170	4419	58.27	41.73
1	31	2014	6	18	10587	8.12	107	130349	6126	4461	57.86	42.14
9	12	2014	6	17	10583	8.12	108	130349	6041	4542	57.08	42.92
4	29	2014	3	17	10581	8.12	109	130349	6211	4370	58.70	41.30
5	21	2014	4	17	10581	8.12	110	130349	6230	4351	58.88	41.12
8	6	2014	4	18	10578	8.12	111	130349	6167	4411	58.30	41.70
4	23	2014	4	18	10576	8.11	112	130349	6226	4350	58.87	41.13
5	20	2014	3	18	10574	8.11	113	130349	6314	4260	59.71	40.29
6	17	2014	3	17	10573	8.11	114	130349	6279	4294	59.39	40.61
10	3	2014	6	18	10570	8.11	115	130349	5840	4730	55.25	44.75
8	14	2014	5	17	10566	8.11	116	130349	6235	4331	59.01	40.99
10	21	2014	3	17	10560	8.10	117	130349	6364	4196	60.27	39.73
6	11	2014	4	17	10557	8.10	118	130349	6077	4480	57.56	42.44
10	16	2014	5	17	10556	8.10	119	130349	6271	4285	59.41	40.59
10	2	2014	5	17	10555	8.10	120	130349	6215	4340	58.88	41.12
5	23	2014	6	17	10552	8.10	121	130349	6036	4516	57.20	42.80
9	22	2014	2	18	10551	8.09	122	130349	6312	4239	59.82	40.18
11	19	2014	4	17	10551	8.09	123	130349	6299	4252	59.70	40.30
1	14	2014	3	18	10545	8.09	124	130349	6385	4160	60.55	39.45
8	6	2014	4	17	10545	8.09	125	130349	6043	4502	57.31	42.69
8	27	2014	4	18	10545	8.09	126	130349	5989	4556	56.79	43.21
2	26	2014	4	17	10537	8.08	127	130349	6365	4172	60.41	39.59
2	14	2014	6	18	10536	8.08	128	130349	5879	4657	55.80	44.20
12	19	2014	6	16	10536	8.08	129	130349	5882	4654	55.83	44.17
2	12	2014	4	17	10534	8.08	130	130349	6200	4334	58.86	41.14
6	25	2014	4	17	10527	8.08	131	130349	6302	4225	59.87	40.13
4	4	2014	6	18	10524	8.07	132	130349	5800	4724	55.11	44.89
6	5	2014	5	17	10524	8.07	133	130349	6040	4484	57.39	42.61
10	9	2014	5	17	10522	8.07	134	130349	6079	4443	57.77	42.23
4	10	2014	5	18	10521	8.07	135	130349	6095	4426	57.93	42.07

MO	DY	YR	DAY OF WK	HR	HR VOL	PERCENT OF AADT	HOUR NUMBER	AADT	NORTH VOLUME	SOUTH VOLUME	PERCENT NORTH IS OF TOTAL VOLUME	PERCENT SOUTH IS OF TOTAL VOLUME
9	3	2014	4	18	10514	8.07	136	130349	6307	4207	59.99	40.01
5	7	2014	4	17	10513	8.07	137	130349	6162	4351	58.61	41.39
8	20	2014	4	17	10513	8.07	138	130349	6074	4439	57.78	42.22
12	3	2014	4	17	10513	8.07	139	130349	6196	4317	58.94	41.06
7	9	2014	4	18	10510	8.06	140	130349	6079	4431	57.84	42.16
8	5	2014	3	18	10509	8.06	141	130349	6175	4334	58.76	41.24
11	5	2014	4	18	10503	8.06	142	130349	6101	4402	58.09	41.91
5	9	2014	6	17	10502	8.06	143	130349	5988	4514	57.02	42.98
6	6	2014	6	18	10496	8.05	144	130349	5818	4678	55.43	44.57
9	19	2014	6	17	10495	8.05	145	130349	5878	4617	56.01	43.99
10	16	2014	5	12	10495	8.05	146	130349	6204	4291	59.11	40.89
5	30	2014	6	17	10493	8.05	147	130349	5978	4515	56.97	43.03
12	5	2014	6	17	10492	8.05	148	130349	5909	4583	56.32	43.68
10	15	2014	4	17	10489	8.05	149	130349	6291	4198	59.98	40.02
8	21	2014	5	17	10488	8.05	150	130349	6101	4387	58.17	41.83
9	2	2014	3	18	10488	8.05	151	130349	6280	4208	59.88	40.12
9	15	2014	2	17	10486	8.04	152	130349	6433	4053	61.35	38.65
5	29	2014	5	18	10485	8.04	153	130349	6086	4399	58.04	41.96
5	8	2014	5	17	10483	8.04	154	130349	6141	4342	58.58	41.42
1	8	2014	4	18	10479	8.04	155	130349	6205	4274	59.21	40.79
9	17	2014	4	18	10478	8.04	156	130349	6105	4373	58.26	41.74
7	1	2014	3	17	10473	8.03	157	130349	6037	4436	57.64	42.36
4	28	2014	2	17	10472	8.03	158	130349	6264	4208	59.82	40.18
5	16	2014	6	17	10472	8.03	159	130349	5902	4570	56.36	43.64
1	24	2014	6	17	10471	8.03	160	130349	5938	4533	56.71	43.29
12	16	2014	3	17	10471	8.03	161	130349	6195	4276	59.16	40.84
5	30	2014	6	18	10468	8.03	162	130349	6039	4429	57.69	42.31
12	22	2014	2	17	10467	8.03	163	130349	6167	4300	58.92	41.08
12	16	2014	3	18	10466	8.03	164	130349	6081	4385	58.10	41.90
5	6	2014	3	17	10463	8.03	165	130349	6242	4221	59.66	40.34
2	20	2014	5	17	10461	8.03	166	130349	6307	4154	60.29	39.71
1	10	2014	6	17	10457	8.02	167	130349	6135	4322	58.67	41.33
2	28	2014	6	17	10455	8.02	168	130349	5739	4716	54.89	45.11
2	19	2014	4	18	10453	8.02	169	130349	6228	4225	59.58	40.42
9	25	2014	5	18	10453	8.02	170	130349	6407	4046	61.29	38.71
6	4	2014	4	18	10450	8.02	171	130349	6082	4368	58.20	41.80
2	13	2014	5	18	10447	8.01	172	130349	6127	4320	58.65	41.35
5	13	2014	3	17	10444	8.01	173	130349	6178	4266	59.15	40.85
7	21	2014	2	18	10440	8.01	174	130349	6258	4182	59.94	40.06
7	30	2014	4	18	10439	8.01	175	130349	6164	4275	59.05	40.95
2	25	2014	3	18	10437	8.01	176	130349	6340	4097	60.75	39.25

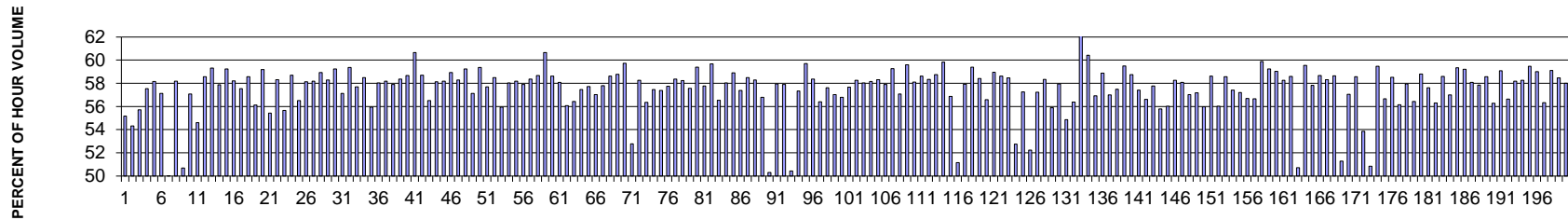
MO	DY	YR	DAY OF WK	HR	HR VOL	PERCENT OF AADT	HOUR NUMBER	AADT	NORTH VOLUME	SOUTH VOLUME	PERCENT NORTH IS OF TOTAL VOLUME	PERCENT SOUTH IS OF TOTAL VOLUME
7	3	2014	5	16	10433	8.00	177	130349	5919	4514	56.73	43.27
9	9	2014	3	18	10432	8.00	178	130349	6240	4192	59.82	40.18
11	20	2014	5	18	10431	8.00	179	130349	6098	4333	58.46	41.54
11	6	2014	5	18	10430	8.00	180	130349	6160	4270	59.06	40.94
1	30	2014	5	17	10428	8.00	181	130349	6236	4192	59.80	40.20
8	5	2014	3	17	10428	8.00	182	130349	6278	4150	60.20	39.80
1	14	2014	3	17	10427	8.00	183	130349	6255	4172	59.99	40.01
1	21	2014	3	18	10427	8.00	184	130349	6282	4145	60.25	39.75
1	22	2014	4	17	10427	8.00	185	130349	6306	4121	60.48	39.52
5	2	2014	6	16	10426	8.00	186	130349	5775	4651	55.39	44.61
2	27	2014	5	18	10423	8.00	187	130349	6281	4142	60.26	39.74
10	31	2014	6	17	10423	8.00	188	130349	6184	4239	59.33	40.67
1	22	2014	4	18	10422	8.00	189	130349	6327	4095	60.71	39.29
8	28	2014	5	18	10414	7.99	190	130349	6096	4318	58.54	41.46
5	12	2014	2	17	10412	7.99	191	130349	6203	4209	59.58	40.42
10	7	2014	3	18	10411	7.99	192	130349	6193	4218	59.49	40.51
11	12	2014	4	17	10411	7.99	193	130349	6256	4155	60.09	39.91
7	1	2014	3	18	10409	7.99	194	130349	6120	4289	58.80	41.20
10	9	2014	5	18	10409	7.99	195	130349	5967	4442	57.33	42.67
4	21	2014	2	18	10408	7.98	196	130349	6126	4282	58.86	41.14
6	10	2014	3	17	10407	7.98	197	130349	6213	4194	59.70	40.30
5	9	2014	6	18	10406	7.98	198	130349	5883	4523	56.53	43.47
9	9	2014	3	17	10406	7.98	199	130349	6215	4191	59.73	40.27
5	14	2014	4	17	10405	7.98	200	130349	6096	4309	58.59	41.41

**SR 167 MP 23.70 KENT ADC SITE P6
K FOR PEAK 200 HOURS OF 2014**



AADT= 119075 K 30 FACTOR= 6.95 K 100 FACTOR= 6.87 K 200 FACTOR= 6.8 D 30 FACTOR= 59.25

**SR 167 MP 23.70 KENT ADC SITE P6
D % IN THE PEAK 200 HOURS OF 2014**



MO	DY	YR	DAY OF WK	HR	HR VOL	PERCENT OF AADT	HOUR NUMBER	AADT	NORTH VOLUME	SOUTH VOLUME	PERCENT NORTH IS OF TOTAL VOLUME	PERCENT SOUTH IS OF TOTAL VOLUME
6	13	2014	6	15	8816	7.40	1	119075	3951	4865	44.82	55.18
9	12	2014	6	18	8556	7.19	2	119075	3909	4647	45.69	54.31
2	14	2014	6	15	8479	7.12	3	119075	3755	4724	44.29	55.71
2	14	2014	6	17	8468	7.11	4	119075	3596	4872	42.47	57.53
6	18	2014	4	16	8464	7.11	5	119075	3541	4923	41.84	58.16
2	27	2014	5	17	8432	7.08	6	119075	3616	4816	42.88	57.12
4	12	2014	7	17	8428	7.08	7	119075	4215	4213	50.01	49.99
1	17	2014	6	16	8422	7.07	8	119075	3522	4900	41.82	58.18
11	8	2014	7	16	8422	7.07	9	119075	4154	4268	49.32	50.68
2	14	2014	6	16	8421	7.07	10	119075	3615	4806	42.93	57.07
12	22	2014	2	15	8400	7.05	11	119075	3814	4586	45.40	54.60
5	29	2014	5	17	8397	7.05	12	119075	3478	4919	41.42	58.58

MO	DY	YR	DAY OF WK	HR	HR VOL	PERCENT OF AADT	HOUR NUMBER	AADT	NORTH VOLUME	SOUTH VOLUME	PERCENT NORTH IS OF TOTAL VOLUME	PERCENT SOUTH IS OF TOTAL VOLUME
4	2	2014	4	17	8395	7.05	13	119075	3415	4980	40.68	59.32
6	17	2014	3	16	8392	7.05	14	119075	3535	4857	42.12	57.88
4	2	2014	4	16	8369	7.03	15	119075	3411	4958	40.76	59.24
4	4	2014	6	16	8369	7.03	16	119075	3497	4872	41.79	58.21
1	17	2014	6	15	8359	7.02	17	119075	3548	4811	42.45	57.55
8	6	2014	4	16	8354	7.02	18	119075	3462	4892	41.44	58.56
2	28	2014	6	15	8343	7.01	19	119075	3662	4681	43.89	56.11
1	16	2014	5	17	8319	6.99	20	119075	3396	4923	40.82	59.18
12	12	2014	6	15	8316	6.98	21	119075	3707	4609	44.58	55.42
4	1	2014	3	17	8314	6.98	22	119075	3466	4848	41.69	58.31
8	12	2014	3	15	8310	6.98	23	119075	3685	4625	44.34	55.66
2	13	2014	5	17	8298	6.97	24	119075	3427	4871	41.30	58.70
7	25	2014	6	15	8296	6.97	25	119075	3609	4687	43.50	56.50
9	17	2014	4	16	8295	6.97	26	119075	3472	4823	41.86	58.14
2	26	2014	4	17	8293	6.96	27	119075	3469	4824	41.83	58.17
6	11	2014	4	17	8289	6.96	28	119075	3405	4884	41.08	58.92
5	21	2014	4	17	8286	6.96	29	119075	3457	4829	41.72	58.28
2	25	2014	3	17	8278	6.95	30	119075	3373	4905	40.75	59.25
8	12	2014	3	17	8277	6.95	31	119075	3549	4728	42.88	57.12
9	5	2014	6	17	8277	6.95	32	119075	3363	4914	40.63	59.37
8	12	2014	3	16	8274	6.95	33	119075	3500	4774	42.30	57.70
2	20	2014	5	17	8273	6.95	34	119075	3434	4839	41.51	58.49
8	13	2014	4	15	8272	6.95	35	119075	3645	4627	44.06	55.94
8	20	2014	4	17	8268	6.94	36	119075	3469	4799	41.96	58.04
5	15	2014	5	16	8266	6.94	37	119075	3456	4810	41.81	58.19
9	17	2014	4	17	8266	6.94	38	119075	3479	4787	42.09	57.91
5	1	2014	5	16	8265	6.94	39	119075	3441	4824	41.63	58.37
9	8	2014	2	17	8264	6.94	40	119075	3416	4848	41.34	58.66
3	24	2014	2	17	8260	6.94	41	119075	3250	5010	39.35	60.65
10	7	2014	3	17	8260	6.94	42	119075	3419	4841	41.39	58.61
9	5	2014	6	16	8253	6.93	43	119075	3459	4794	41.91	58.09
12	19	2014	6	15	8253	6.93	44	119075	3626	4627	43.94	56.06
8	8	2014	6	15	8251	6.93	45	119075	3596	4655	43.58	56.42
1	17	2014	6	17	8247	6.93	46	119075	3508	4739	42.54	57.46
6	6	2014	6	16	8245	6.92	47	119075	3487	4758	42.29	57.71
12	15	2014	2	15	8245	6.92	48	119075	3544	4701	42.98	57.02
6	4	2014	4	16	8242	6.92	49	119075	3479	4763	42.21	57.79
2	19	2014	4	17	8238	6.92	50	119075	3408	4830	41.37	58.63
1	31	2014	6	17	8236	6.92	51	119075	3395	4841	41.22	58.78
2	12	2014	4	17	8230	6.91	52	119075	3314	4916	40.27	59.73
6	27	2014	6	15	8230	6.91	53	119075	3886	4344	47.22	52.78

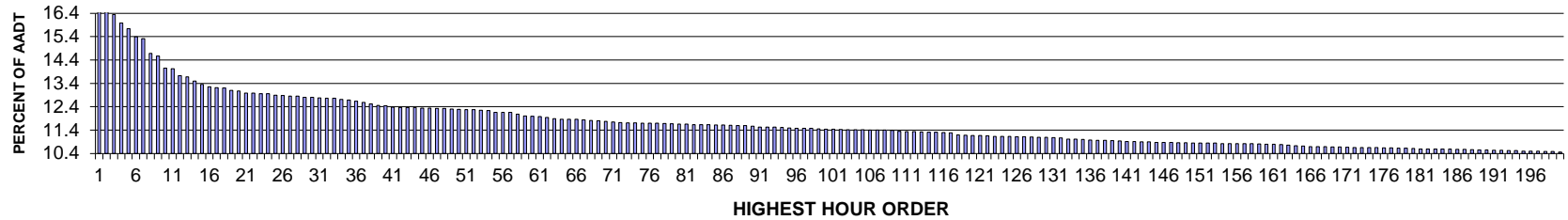
MO	DY	YR	DAY OF WK	HR	HR VOL	PERCENT OF AADT	HOUR NUMBER	AADT	NORTH VOLUME	SOUTH VOLUME	PERCENT NORTH IS OF TOTAL VOLUME	PERCENT SOUTH IS OF TOTAL VOLUME
7	2	2014	4	16	8230	6.91	54	119075	3435	4795	41.74	58.26
9	12	2014	6	17	8229	6.91	55	119075	3591	4638	43.64	56.36
6	16	2014	2	17	8225	6.91	56	119075	3500	4725	42.55	57.45
7	3	2014	5	15	8222	6.90	57	119075	3504	4718	42.62	57.38
1	22	2014	4	17	8221	6.90	58	119075	3473	4748	42.25	57.75
5	7	2014	4	17	8220	6.90	59	119075	3424	4796	41.65	58.35
3	31	2014	2	17	8219	6.90	60	119075	3433	4786	41.77	58.23
12	22	2014	2	17	8218	6.90	61	119075	3488	4730	42.44	57.56
2	4	2014	3	17	8217	6.90	62	119075	3336	4881	40.60	59.40
5	30	2014	6	17	8217	6.90	63	119075	3471	4746	42.24	57.76
4	9	2014	4	17	8215	6.90	64	119075	3312	4903	40.32	59.68
6	6	2014	6	15	8215	6.90	65	119075	3570	4645	43.46	56.54
2	27	2014	5	16	8211	6.90	66	119075	3445	4766	41.96	58.04
10	27	2014	2	17	8211	6.90	67	119075	3375	4836	41.10	58.90
4	18	2014	6	15	8209	6.89	68	119075	3499	4710	42.62	57.38
11	11	2014	3	16	8209	6.89	69	119075	3408	4801	41.52	58.48
7	7	2014	2	17	8207	6.89	70	119075	3423	4784	41.71	58.29
3	14	2014	6	15	8205	6.89	71	119075	3545	4660	43.21	56.79
11	8	2014	7	14	8205	6.89	72	119075	4127	4078	50.30	49.70
8	13	2014	4	17	8204	6.89	73	119075	3451	4753	42.06	57.94
7	30	2014	4	17	8203	6.89	74	119075	3454	4749	42.11	57.89
11	8	2014	7	15	8203	6.89	75	119075	4137	4066	50.43	49.57
4	11	2014	6	16	8202	6.89	76	119075	3501	4701	42.68	57.32
4	14	2014	2	16	8201	6.89	77	119075	3305	4896	40.30	59.70
9	8	2014	2	16	8196	6.88	78	119075	3412	4784	41.63	58.37
6	13	2014	6	16	8195	6.88	79	119075	3572	4623	43.59	56.41
3	3	2014	2	15	8192	6.88	80	119075	3472	4720	42.38	57.62
5	2	2014	6	15	8192	6.88	81	119075	3521	4671	42.98	57.02
7	30	2014	4	15	8192	6.88	82	119075	3540	4652	43.21	56.79
8	5	2014	3	16	8190	6.88	83	119075	3466	4724	42.32	57.68
1	24	2014	6	17	8186	6.87	84	119075	3418	4768	41.75	58.25
6	5	2014	5	16	8186	6.87	85	119075	3435	4751	41.96	58.04
6	5	2014	5	17	8186	6.87	86	119075	3426	4760	41.85	58.15
8	13	2014	4	16	8185	6.87	87	119075	3412	4773	41.69	58.31
12	15	2014	2	17	8185	6.87	88	119075	3446	4739	42.10	57.90
4	9	2014	4	16	8184	6.87	89	119075	3333	4851	40.73	59.27
9	17	2014	4	18	8184	6.87	90	119075	3513	4671	42.93	57.07
12	9	2014	3	16	8183	6.87	91	119075	3306	4877	40.40	59.60
3	21	2014	6	16	8182	6.87	92	119075	3428	4754	41.90	58.10
7	15	2014	3	16	8182	6.87	93	119075	3386	4796	41.38	58.62
10	29	2014	4	17	8182	6.87	94	119075	3409	4773	41.66	58.34

MO	DY	YR	DAY OF WK	HR	HR VOL	PERCENT OF AADT	HOUR NUMBER	AADT	NORTH VOLUME	SOUTH VOLUME	PERCENT NORTH IS OF TOTAL VOLUME	PERCENT SOUTH IS OF TOTAL VOLUME
11	18	2014	3	17	8182	6.87	95	119075	3376	4806	41.26	58.74
11	19	2014	4	16	8181	6.87	96	119075	3287	4894	40.18	59.82
6	16	2014	2	15	8180	6.87	97	119075	3528	4652	43.13	56.87
9	27	2014	7	16	8180	6.87	98	119075	3996	4184	48.85	51.15
7	1	2014	3	16	8178	6.87	99	119075	3441	4737	42.08	57.92
6	18	2014	4	17	8177	6.87	100	119075	3321	4856	40.61	59.39
8	25	2014	2	17	8175	6.87	101	119075	3399	4776	41.58	58.42
2	14	2014	6	18	8174	6.86	102	119075	3549	4625	43.42	56.58
4	18	2014	6	17	8173	6.86	103	119075	3354	4819	41.04	58.96
6	3	2014	3	17	8173	6.86	104	119075	3382	4791	41.38	58.62
9	16	2014	3	16	8172	6.86	105	119075	3395	4777	41.54	58.46
5	10	2014	7	17	8170	6.86	106	119075	3860	4310	47.25	52.75
1	20	2014	2	16	8168	6.86	107	119075	3492	4676	42.75	57.25
9	12	2014	6	19	8166	6.86	108	119075	3902	4264	47.78	52.22
4	7	2014	2	15	8163	6.86	109	119075	3491	4672	42.77	57.23
6	9	2014	2	17	8162	6.85	110	119075	3400	4762	41.66	58.34
12	16	2014	3	15	8162	6.85	111	119075	3601	4561	44.12	55.88
7	15	2014	3	17	8161	6.85	112	119075	3431	4730	42.04	57.96
10	10	2014	6	15	8161	6.85	113	119075	3685	4476	45.15	54.85
12	5	2014	6	17	8161	6.85	114	119075	3559	4602	43.61	56.39
2	5	2014	4	17	8160	6.85	115	119075	3065	5095	37.56	62.44
3	31	2014	2	16	8160	6.85	116	119075	3230	4930	39.58	60.42
10	16	2014	5	15	8159	6.85	117	119075	3515	4644	43.08	56.92
3	12	2014	4	17	8158	6.85	118	119075	3354	4804	41.11	58.89
5	15	2014	5	15	8158	6.85	119	119075	3509	4649	43.01	56.99
5	16	2014	6	16	8158	6.85	120	119075	3469	4689	42.52	57.48
10	1	2014	4	17	8158	6.85	121	119075	3304	4854	40.50	59.50
4	18	2014	6	16	8155	6.85	122	119075	3363	4792	41.24	58.76
12	24	2014	4	15	8155	6.85	123	119075	3472	4683	42.58	57.42
11	26	2014	4	15	8154	6.85	124	119075	3538	4616	43.39	56.61
8	7	2014	5	16	8153	6.85	125	119075	3444	4709	42.24	57.76
9	18	2014	5	15	8153	6.85	126	119075	3605	4548	44.22	55.78
9	19	2014	6	15	8153	6.85	127	119075	3586	4567	43.98	56.02
2	13	2014	5	16	8151	6.85	128	119075	3402	4749	41.74	58.26
5	7	2014	4	16	8151	6.85	129	119075	3417	4734	41.92	58.08
4	4	2014	6	15	8150	6.84	130	119075	3503	4647	42.98	57.02
6	4	2014	4	17	8150	6.84	131	119075	3490	4660	42.82	57.18
8	7	2014	5	15	8150	6.84	132	119075	3588	4562	44.02	55.98
5	2	2014	6	16	8149	6.84	133	119075	3371	4778	41.37	58.63
7	24	2014	5	15	8149	6.84	134	119075	3585	4564	43.99	56.01
10	8	2014	4	17	8148	6.84	135	119075	3376	4772	41.43	58.57

MO	DY	YR	DAY OF WK	HR	HR VOL	PERCENT OF AADT	HOUR NUMBER	AADT	NORTH VOLUME	SOUTH VOLUME	PERCENT NORTH IS OF TOTAL VOLUME	PERCENT SOUTH IS OF TOTAL VOLUME
6	25	2014	4	16	8147	6.84	136	119075	3469	4678	42.58	57.42
9	15	2014	2	17	8147	6.84	137	119075	3486	4661	42.79	57.21
11	20	2014	5	15	8147	6.84	138	119075	3529	4618	43.32	56.68
12	24	2014	4	16	8146	6.84	139	119075	3531	4615	43.35	56.65
1	30	2014	5	17	8145	6.84	140	119075	3268	4877	40.12	59.88
5	6	2014	3	16	8145	6.84	141	119075	3320	4825	40.76	59.24
8	26	2014	3	17	8145	6.84	142	119075	3336	4809	40.96	59.04
2	21	2014	6	17	8144	6.84	143	119075	3400	4744	41.75	58.25
5	2	2014	6	17	8144	6.84	144	119075	3372	4772	41.40	58.60
6	14	2014	7	17	8144	6.84	145	119075	4014	4130	49.29	50.71
4	1	2014	3	16	8142	6.84	146	119075	3294	4848	40.46	59.54
7	1	2014	3	17	8141	6.84	147	119075	3434	4707	42.18	57.82
12	16	2014	3	16	8141	6.84	148	119075	3365	4776	41.33	58.67
6	11	2014	4	16	8140	6.84	149	119075	3393	4747	41.68	58.32
10	31	2014	6	16	8140	6.84	150	119075	3366	4774	41.35	58.65
4	12	2014	7	18	8137	6.83	151	119075	4172	3965	51.27	48.73
3	7	2014	6	15	8136	6.83	152	119075	3495	4641	42.96	57.04
3	20	2014	5	17	8136	6.83	153	119075	3370	4766	41.42	58.58
6	13	2014	6	14	8135	6.83	154	119075	3754	4381	46.15	53.85
9	13	2014	7	17	8135	6.83	155	119075	4135	4000	50.83	49.17
1	31	2014	6	16	8133	6.83	156	119075	3297	4836	40.54	59.46
6	17	2014	3	15	8132	6.83	157	119075	3525	4607	43.35	56.65
6	17	2014	3	17	8132	6.83	158	119075	3373	4759	41.48	58.52
8	28	2014	5	15	8132	6.83	159	119075	3565	4567	43.84	56.16
3	20	2014	5	16	8131	6.83	160	119075	3419	4712	42.05	57.95
5	7	2014	4	15	8131	6.83	161	119075	3543	4588	43.57	56.43
6	9	2014	2	16	8130	6.83	162	119075	3350	4780	41.21	58.79
10	13	2014	2	17	8130	6.83	163	119075	3446	4684	42.39	57.61
1	20	2014	2	15	8129	6.83	164	119075	3553	4576	43.71	56.29
3	13	2014	5	16	8129	6.83	165	119075	3365	4764	41.40	58.60
6	12	2014	5	17	8129	6.83	166	119075	3495	4634	42.99	57.01
9	3	2014	4	17	8128	6.83	167	119075	3304	4824	40.65	59.35
1	28	2014	3	17	8127	6.83	168	119075	3314	4813	40.78	59.22
3	12	2014	4	16	8126	6.82	169	119075	3406	4720	41.91	58.09
5	22	2014	5	17	8125	6.82	170	119075	3424	4701	42.14	57.86
5	6	2014	3	17	8124	6.82	171	119075	3366	4758	41.43	58.57
9	5	2014	6	15	8124	6.82	172	119075	3552	4572	43.72	56.28
2	19	2014	4	16	8123	6.82	173	119075	3323	4800	40.91	59.09
12	12	2014	6	16	8123	6.82	174	119075	3522	4601	43.36	56.64
6	3	2014	3	16	8121	6.82	175	119075	3395	4726	41.81	58.19
1	31	2014	6	15	8119	6.82	176	119075	3388	4731	41.73	58.27

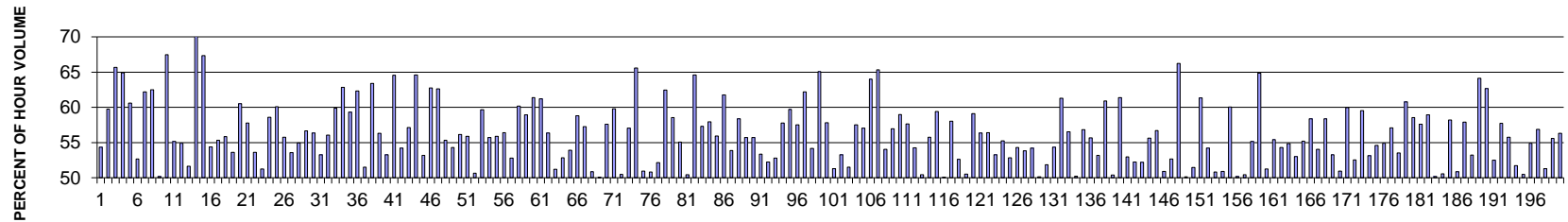
MO	DY	YR	DAY OF WK	HR	HR VOL	PERCENT OF AADT	HOUR NUMBER	AADT	NORTH VOLUME	SOUTH VOLUME	PERCENT NORTH IS OF TOTAL VOLUME	PERCENT SOUTH IS OF TOTAL VOLUME
1	16	2014	5	16	8115	6.82	177	119075	3288	4827	40.52	59.48
4	10	2014	5	17	8115	6.82	178	119075	3326	4789	40.99	59.01
11	7	2014	6	15	8114	6.81	179	119075	3544	4570	43.68	56.32
3	7	2014	6	17	8113	6.81	180	119075	3318	4795	40.90	59.10
6	26	2014	5	17	8113	6.81	181	119075	3369	4744	41.53	58.47
5	15	2014	5	17	8112	6.81	182	119075	3407	4705	42.00	58.00
1	3	2014	6	15	8111	6.81	183	119075	3615	4496	44.57	55.43
12	3	2014	4	15	8111	6.81	184	119075	3497	4614	43.11	56.89
1	22	2014	4	16	8110	6.81	185	119075	3382	4728	41.70	58.30
7	21	2014	2	17	8110	6.81	186	119075	3273	4837	40.36	59.64
6	4	2014	4	15	8109	6.81	187	119075	3516	4593	43.36	56.64
9	16	2014	3	15	8108	6.81	188	119075	3515	4593	43.35	56.65
10	18	2014	7	15	8107	6.81	189	119075	3797	4310	46.84	53.16
5	19	2014	2	16	8106	6.81	190	119075	3334	4772	41.13	58.87
6	12	2014	5	16	8106	6.81	191	119075	3533	4573	43.58	56.42
8	6	2014	4	15	8106	6.81	192	119075	3601	4505	44.42	55.58
6	26	2014	5	15	8104	6.81	193	119075	3548	4556	43.78	56.22
12	13	2014	7	15	8104	6.81	194	119075	3931	4173	48.51	51.49
10	31	2014	6	15	8103	6.80	195	119075	3448	4655	42.55	57.45
6	26	2014	5	16	8102	6.80	196	119075	3427	4675	42.30	57.70
12	13	2014	7	14	8102	6.80	197	119075	4004	4098	49.42	50.58
4	14	2014	2	17	8101	6.80	198	119075	3237	4864	39.96	60.04
4	15	2014	3	18	8099	6.80	199	119075	3282	4817	40.52	59.48
5	31	2014	7	17	8098	6.80	200	119075	4035	4063	49.83	50.17

**SR 395 MP 93.01 RITZVILLE #2 ADC SITE P7C
K FOR PEAK 200 HOURS OF 2014**



AADT= 7771 K 30 FACTOR= 12.8 K 100 FACTOR= 11.44 K 200 FACTOR= 10.46 D 30 FACTOR= 56.38

**SR 395 MP 93.01 RITZVILLE #2 ADC SITE P7C
D % IN THE PEAK 200 HOURS OF 2014**



MO	DY	YR	DAY OF WK	HR	HR VOL	PERCENT OF AADT	HOUR NUMBER	AADT	NORTH VOLUME	SOUTH VOLUME	PERCENT NORTH IS OF TOTAL VOLUME	PERCENT SOUTH IS OF TOTAL VOLUME
11	30	2014	1	15	1305	16.79	1	7771	709	596	54.33	45.67
11	30	2014	1	16	1287	16.56	2	7771	769	518	59.75	40.25
7	6	2014	1	14	1270	16.34	3	7771	436	834	34.33	65.67
7	6	2014	1	15	1242	15.98	4	7771	436	806	35.10	64.90
7	6	2014	1	16	1223	15.74	5	7771	482	741	39.41	60.59
11	26	2014	4	15	1196	15.39	6	7771	630	566	52.68	47.32
7	6	2014	1	17	1190	15.31	7	7771	450	740	37.82	62.18
11	30	2014	1	17	1141	14.68	8	7771	713	428	62.49	37.51
11	30	2014	1	14	1132	14.57	9	7771	564	568	49.82	50.18
7	6	2014	1	13	1092	14.05	10	7771	355	737	32.51	67.49
11	26	2014	4	16	1090	14.03	11	7771	601	489	55.14	44.86
8	17	2014	1	16	1067	13.73	12	7771	481	586	45.08	54.92

MO	DY	YR	DAY OF WK	HR	HR VOL	PERCENT OF AADT	HOUR NUMBER	AADT	NORTH VOLUME	SOUTH VOLUME	PERCENT NORTH IS OF TOTAL VOLUME	PERCENT SOUTH IS OF TOTAL VOLUME
11	26	2014	4	14	1063	13.68	13	7771	514	549	48.35	51.65
7	6	2014	1	12	1049	13.50	14	7771	296	753	28.22	71.78
6	27	2014	6	16	1038	13.36	15	7771	699	339	67.34	32.66
8	17	2014	1	15	1030	13.25	16	7771	470	560	45.63	54.37
11	26	2014	4	17	1027	13.22	17	7771	568	459	55.31	44.69
11	30	2014	1	13	1026	13.20	18	7771	453	573	44.15	55.85
8	1	2014	6	15	1018	13.10	19	7771	546	472	53.63	46.37
6	29	2014	1	17	1016	13.07	20	7771	401	615	39.47	60.53
6	29	2014	1	16	1009	12.98	21	7771	426	583	42.22	57.78
7	27	2014	1	15	1009	12.98	22	7771	468	541	46.38	53.62
5	23	2014	6	15	1007	12.96	23	7771	516	491	51.24	48.76
9	1	2014	2	17	1007	12.96	24	7771	417	590	41.41	58.59
7	3	2014	5	16	1002	12.89	25	7771	602	400	60.08	39.92
5	26	2014	2	15	1001	12.88	26	7771	443	558	44.26	55.74
8	3	2014	1	16	999	12.86	27	7771	464	535	46.45	53.55
8	10	2014	1	15	999	12.86	28	7771	450	549	45.05	54.95
6	29	2014	1	18	995	12.80	29	7771	431	564	43.32	56.68
8	3	2014	1	14	995	12.80	30	7771	434	561	43.62	56.38
5	26	2014	2	16	993	12.78	31	7771	464	529	46.73	53.27
6	20	2014	6	15	992	12.77	32	7771	556	436	56.05	43.95
8	1	2014	6	16	992	12.77	33	7771	594	398	59.88	40.12
6	27	2014	6	15	988	12.71	34	7771	621	367	62.85	37.15
8	17	2014	1	14	986	12.69	35	7771	401	585	40.67	59.33
7	3	2014	5	15	982	12.64	36	7771	612	370	62.32	37.68
8	3	2014	1	17	978	12.59	37	7771	474	504	48.47	51.53
7	25	2014	6	16	973	12.52	38	7771	617	356	63.41	36.59
8	8	2014	6	16	968	12.46	39	7771	545	423	56.30	43.70
8	3	2014	1	15	967	12.44	40	7771	452	515	46.74	53.26
9	1	2014	2	14	962	12.38	41	7771	341	621	35.45	64.55
8	10	2014	1	16	961	12.37	42	7771	440	521	45.79	54.21
8	24	2014	1	15	961	12.37	43	7771	412	549	42.87	57.13
11	30	2014	1	12	961	12.37	44	7771	340	621	35.38	64.62
8	17	2014	1	17	959	12.34	45	7771	449	510	46.82	53.18
9	1	2014	2	15	959	12.34	46	7771	357	602	37.23	62.77
6	27	2014	6	17	958	12.33	47	7771	600	358	62.63	37.37
8	8	2014	6	15	958	12.33	48	7771	530	428	55.32	44.68
7	27	2014	1	14	956	12.30	49	7771	437	519	45.71	54.29
7	25	2014	6	17	955	12.29	50	7771	536	419	56.13	43.87
7	6	2014	1	18	954	12.28	51	7771	421	533	44.13	55.87
7	20	2014	1	16	954	12.28	52	7771	471	483	49.37	50.63
8	17	2014	1	13	952	12.25	53	7771	384	568	40.34	59.66

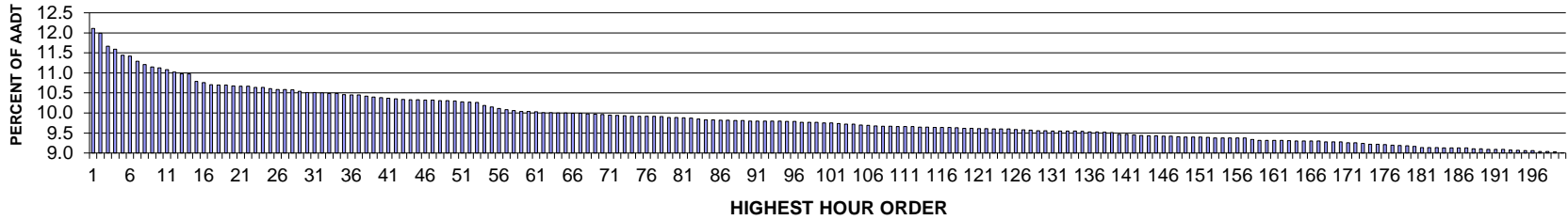
MO	DY	YR	DAY OF WK	HR	HR VOL	PERCENT OF AADT	HOUR NUMBER	AADT	NORTH VOLUME	SOUTH VOLUME	PERCENT NORTH IS OF TOTAL VOLUME	PERCENT SOUTH IS OF TOTAL VOLUME
7	20	2014	1	15	951	12.24	54	7771	421	530	44.27	55.73
7	18	2014	6	19	945	12.16	55	7771	417	528	44.13	55.87
7	25	2014	6	15	945	12.16	56	7771	533	412	56.40	43.60
7	27	2014	1	16	945	12.16	57	7771	446	499	47.20	52.80
8	10	2014	1	14	939	12.08	58	7771	374	565	39.83	60.17
8	10	2014	1	13	933	12.01	59	7771	383	550	41.05	58.95
9	1	2014	2	16	932	11.99	60	7771	360	572	38.63	61.37
6	29	2014	1	15	931	11.98	61	7771	361	570	38.78	61.22
8	3	2014	1	13	928	11.94	62	7771	405	523	43.64	56.36
8	24	2014	1	16	924	11.89	63	7771	451	473	48.81	51.19
5	23	2014	6	17	922	11.86	64	7771	487	435	52.82	47.18
6	13	2014	6	16	922	11.86	65	7771	497	425	53.90	46.10
7	20	2014	1	14	922	11.86	66	7771	380	542	41.21	58.79
6	27	2014	6	14	920	11.84	67	7771	527	393	57.28	42.72
5	23	2014	6	14	918	11.81	68	7771	451	467	49.13	50.87
8	1	2014	6	14	917	11.80	69	7771	459	458	50.05	49.95
8	22	2014	6	16	915	11.77	70	7771	527	388	57.60	42.40
8	29	2014	6	17	913	11.75	71	7771	546	367	59.80	40.20
8	8	2014	6	12	911	11.72	72	7771	451	460	49.51	50.49
7	3	2014	5	14	910	11.71	73	7771	519	391	57.03	42.97
8	29	2014	6	18	910	11.71	74	7771	597	313	65.60	34.40
5	23	2014	6	16	909	11.70	75	7771	463	446	50.94	49.06
8	10	2014	1	17	909	11.70	76	7771	447	462	49.17	50.83
8	15	2014	6	13	909	11.70	77	7771	474	435	52.15	47.85
8	17	2014	1	12	908	11.68	78	7771	341	567	37.56	62.44
7	20	2014	1	13	907	11.67	79	7771	376	531	41.46	58.54
6	13	2014	6	15	906	11.66	80	7771	499	407	55.08	44.92
7	27	2014	1	17	906	11.66	81	7771	457	449	50.44	49.56
7	3	2014	5	17	904	11.63	82	7771	584	320	64.60	35.40
8	15	2014	6	16	904	11.63	83	7771	518	386	57.30	42.70
8	22	2014	6	15	904	11.63	84	7771	524	380	57.96	42.04
6	6	2014	6	16	903	11.62	85	7771	505	398	55.92	44.08
8	10	2014	1	12	903	11.62	86	7771	345	558	38.21	61.79
6	29	2014	1	14	902	11.61	87	7771	416	486	46.12	53.88
8	29	2014	6	15	901	11.59	88	7771	526	375	58.38	41.62
11	26	2014	4	13	901	11.59	89	7771	399	502	44.28	55.72
6	15	2014	1	14	899	11.57	90	7771	398	501	44.27	55.73
7	20	2014	1	17	896	11.53	91	7771	418	478	46.65	53.35
8	8	2014	6	14	896	11.53	92	7771	468	428	52.23	47.77
8	15	2014	6	14	896	11.53	93	7771	473	423	52.79	47.21
7	11	2014	6	15	895	11.52	94	7771	517	378	57.77	42.23

MO	DY	YR	DAY OF WK	HR	HR VOL	PERCENT OF AADT	HOUR NUMBER	AADT	NORTH VOLUME	SOUTH VOLUME	PERCENT NORTH IS OF TOTAL VOLUME	PERCENT SOUTH IS OF TOTAL VOLUME
7	3	2014	5	12	893	11.49	95	7771	533	360	59.69	40.31
5	23	2014	6	18	892	11.48	96	7771	513	379	57.51	42.49
5	26	2014	2	14	892	11.48	97	7771	337	555	37.78	62.22
6	13	2014	6	17	892	11.48	98	7771	483	409	54.15	45.85
6	27	2014	6	18	890	11.45	99	7771	579	311	65.06	34.94
6	20	2014	6	16	889	11.44	100	7771	514	375	57.82	42.18
6	27	2014	6	12	889	11.44	101	7771	456	433	51.29	48.71
7	25	2014	6	14	888	11.43	102	7771	473	415	53.27	46.73
8	15	2014	6	12	887	11.41	103	7771	457	430	51.52	48.48
8	15	2014	6	15	887	11.41	104	7771	510	377	57.50	42.50
11	26	2014	4	12	887	11.41	105	7771	381	506	42.95	57.05
5	4	2014	1	16	886	11.40	106	7771	319	567	36.00	64.00
5	4	2014	1	17	886	11.40	107	7771	307	579	34.65	65.35
6	15	2014	1	15	886	11.40	108	7771	407	479	45.94	54.06
8	3	2014	1	12	885	11.39	109	7771	381	504	43.05	56.95
8	8	2014	6	18	882	11.35	110	7771	520	362	58.96	41.04
7	11	2014	6	16	881	11.34	111	7771	508	373	57.66	42.34
11	26	2014	4	18	881	11.34	112	7771	478	403	54.26	45.74
6	27	2014	6	13	880	11.32	113	7771	444	436	50.45	49.55
3	30	2014	1	15	879	11.31	114	7771	389	490	44.25	55.75
8	29	2014	6	16	879	11.31	115	7771	522	357	59.39	40.61
5	26	2014	2	17	878	11.30	116	7771	438	440	49.89	50.11
5	9	2014	6	16	877	11.29	117	7771	509	368	58.04	41.96
7	20	2014	1	18	870	11.20	118	7771	458	412	52.64	47.36
7	18	2014	6	18	869	11.18	119	7771	430	439	49.48	50.52
7	3	2014	5	13	868	11.17	120	7771	513	355	59.10	40.90
8	8	2014	6	17	868	11.17	121	7771	489	379	56.34	43.66
9	19	2014	6	17	867	11.16	122	7771	489	378	56.40	43.60
6	20	2014	6	14	865	11.13	123	7771	461	404	53.29	46.71
7	13	2014	1	16	865	11.13	124	7771	387	478	44.74	55.26
8	1	2014	6	13	865	11.13	125	7771	457	408	52.83	47.17
6	22	2014	1	15	864	11.12	126	7771	395	469	45.72	54.28
7	18	2014	6	12	864	11.12	127	7771	465	399	53.82	46.18
7	13	2014	1	17	863	11.11	128	7771	395	468	45.77	54.23
6	13	2014	6	14	862	11.09	129	7771	432	430	50.12	49.88
8	15	2014	6	11	862	11.09	130	7771	415	447	48.14	51.86
6	6	2014	6	17	861	11.08	131	7771	468	393	54.36	45.64
8	1	2014	6	17	860	11.07	132	7771	527	333	61.28	38.72
6	6	2014	6	15	856	11.02	133	7771	484	372	56.54	43.46
8	17	2014	1	18	856	11.02	134	7771	430	426	50.23	49.77
7	27	2014	1	12	855	11.00	135	7771	369	486	43.16	56.84

MO	DY	YR	DAY OF WK	HR	HR VOL	PERCENT OF AADT	HOUR NUMBER	AADT	NORTH VOLUME	SOUTH VOLUME	PERCENT NORTH IS OF TOTAL VOLUME	PERCENT SOUTH IS OF TOTAL VOLUME
10	10	2014	6	15	853	10.98	136	7771	475	378	55.69	44.31
6	8	2014	1	16	852	10.96	137	7771	399	453	46.83	53.17
11	30	2014	1	18	852	10.96	138	7771	519	333	60.92	39.08
6	15	2014	1	16	851	10.95	139	7771	429	422	50.41	49.59
8	24	2014	1	13	849	10.93	140	7771	328	521	38.63	61.37
7	27	2014	1	18	848	10.91	141	7771	449	399	52.95	47.05
8	8	2014	6	13	848	10.91	142	7771	443	405	52.24	47.76
6	29	2014	1	13	847	10.90	143	7771	405	442	47.82	52.18
8	14	2014	5	16	847	10.90	144	7771	471	376	55.61	44.39
5	9	2014	6	15	845	10.87	145	7771	479	366	56.69	43.31
7	25	2014	6	12	845	10.87	146	7771	430	415	50.89	49.11
8	1	2014	6	12	845	10.87	147	7771	445	400	52.66	47.34
7	18	2014	6	16	844	10.86	148	7771	559	285	66.23	33.77
8	1	2014	6	11	844	10.86	149	7771	421	423	49.88	50.12
5	9	2014	6	17	843	10.85	150	7771	434	409	51.48	48.52
5	26	2014	2	13	843	10.85	151	7771	326	517	38.67	61.33
8	16	2014	7	12	843	10.85	152	7771	457	386	54.21	45.79
8	10	2014	1	18	842	10.84	153	7771	414	428	49.17	50.83
6	13	2014	6	13	841	10.82	154	7771	428	413	50.89	49.11
7	20	2014	1	12	841	10.82	155	7771	336	505	39.95	60.05
8	9	2014	7	12	841	10.82	156	7771	422	419	50.18	49.82
8	24	2014	1	17	841	10.82	157	7771	417	424	49.58	50.42
9	12	2014	6	16	841	10.82	158	7771	464	377	55.17	44.83
9	1	2014	2	13	840	10.81	159	7771	295	545	35.12	64.88
8	22	2014	6	13	839	10.80	160	7771	409	430	48.75	51.25
9	19	2014	6	16	839	10.80	161	7771	465	374	55.42	44.58
7	18	2014	6	13	838	10.78	162	7771	455	383	54.30	45.70
8	14	2014	5	15	835	10.75	163	7771	458	377	54.85	45.15
7	27	2014	1	13	834	10.73	164	7771	392	442	47.00	53.00
6	29	2014	1	19	833	10.72	165	7771	373	460	44.78	55.22
5	16	2014	6	17	831	10.69	166	7771	485	346	58.36	41.64
6	20	2014	6	12	831	10.69	167	7771	449	382	54.03	45.97
7	13	2014	1	13	831	10.69	168	7771	346	485	41.64	58.36
5	11	2014	1	18	830	10.68	169	7771	388	442	46.75	53.25
5	23	2014	6	12	830	10.68	170	7771	423	407	50.96	49.04
11	26	2014	4	11	829	10.67	171	7771	332	497	40.05	59.95
3	30	2014	1	16	828	10.65	172	7771	435	393	52.54	47.46
7	3	2014	5	18	828	10.65	173	7771	493	335	59.54	40.46
7	25	2014	6	13	828	10.65	174	7771	440	388	53.14	46.86
9	14	2014	1	15	828	10.65	175	7771	452	376	54.59	45.41
8	3	2014	1	18	827	10.64	176	7771	373	454	45.10	54.90

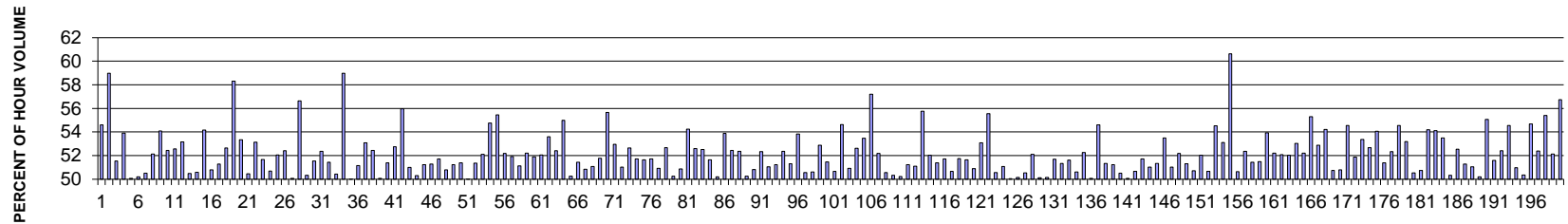
MO	DY	YR	DAY OF WK	HR	HR VOL	PERCENT OF AADT	HOUR NUMBER	AADT	NORTH VOLUME	SOUTH VOLUME	PERCENT NORTH IS OF TOTAL VOLUME	PERCENT SOUTH IS OF TOTAL VOLUME
8	24	2014	1	14	827	10.64	177	7771	355	472	42.93	57.07
4	4	2014	6	15	826	10.63	178	7771	442	384	53.51	46.49
7	3	2014	5	19	826	10.63	179	7771	502	324	60.77	39.23
4	25	2014	6	16	825	10.62	180	7771	483	342	58.55	41.45
4	25	2014	6	17	823	10.59	181	7771	474	349	57.59	42.41
5	16	2014	6	15	823	10.59	182	7771	485	338	58.93	41.07
6	8	2014	1	15	823	10.59	183	7771	410	413	49.82	50.18
8	2	2014	7	12	823	10.59	184	7771	407	416	49.45	50.55
8	30	2014	7	11	823	10.59	185	7771	479	344	58.20	41.80
7	18	2014	6	11	822	10.58	186	7771	404	418	49.15	50.85
12	28	2014	1	13	822	10.58	187	7771	346	476	42.09	57.91
4	4	2014	6	16	821	10.56	188	7771	437	384	53.23	46.77
8	29	2014	6	19	820	10.55	189	7771	526	294	64.15	35.85
9	1	2014	2	12	820	10.55	190	7771	306	514	37.32	62.68
7	13	2014	1	15	819	10.54	191	7771	389	430	47.50	52.50
7	24	2014	5	16	819	10.54	192	7771	473	346	57.75	42.25
9	12	2014	6	18	818	10.53	193	7771	456	362	55.75	44.25
11	7	2014	6	17	818	10.53	194	7771	423	395	51.71	48.29
3	30	2014	1	17	816	10.50	195	7771	412	404	50.49	49.51
8	16	2014	7	13	816	10.50	196	7771	448	368	54.90	45.10
9	19	2014	6	18	816	10.50	197	7771	464	352	56.86	43.14
7	24	2014	5	15	815	10.49	198	7771	418	397	51.29	48.71
10	3	2014	6	16	815	10.49	199	7771	453	362	55.58	44.42
4	13	2014	1	16	813	10.46	200	7771	458	355	56.33	43.67

**SR 005 MP 44.30 KELSO ADC SITE P8
K FOR PEAK 200 HOURS OF 2014**



AADT= 51765 K 30 FACTOR= 10.51 K 100 FACTOR= 9.75 K 200 FACTOR= 9.01 D 30 FACTOR= 51.54

**SR 005 MP 44.30 KELSO ADC SITE P8
D % IN THE PEAK 200 HOURS OF 2014**



MO	DY	YR	DAY OF WK	HR	HR VOL	PERCENT OF AADT	HOUR NUMBER	AADT	NORTH VOLUME	SOUTH VOLUME	PERCENT NORTH IS OF TOTAL VOLUME	PERCENT SOUTH IS OF TOTAL VOLUME
11	30	2014	1	15	6267	12.11	1	51765	3421	2846	54.59	45.41
8	8	2014	6	15	6205	11.99	2	51765	3659	2546	58.97	41.03
8	10	2014	1	15	6041	11.67	3	51765	3113	2928	51.53	48.47
8	10	2014	1	13	5999	11.59	4	51765	3234	2765	53.91	46.09
11	30	2014	1	16	5924	11.44	5	51765	2957	2967	49.92	50.08
8	17	2014	1	16	5912	11.42	6	51765	2944	2968	49.80	50.20
8	10	2014	1	16	5846	11.29	7	51765	2894	2952	49.50	50.50
8	24	2014	1	16	5802	11.21	8	51765	3024	2778	52.12	47.88
8	10	2014	1	14	5772	11.15	9	51765	3122	2650	54.09	45.91
8	17	2014	1	15	5760	11.13	10	51765	3021	2739	52.45	47.55
11	30	2014	1	14	5735	11.08	11	51765	3015	2720	52.57	47.43
8	17	2014	1	14	5706	11.02	12	51765	3034	2672	53.17	46.83
8	24	2014	1	15	5685	10.98	13	51765	2869	2816	50.47	49.53
11	30	2014	1	17	5683	10.98	14	51765	2808	2875	49.41	50.59

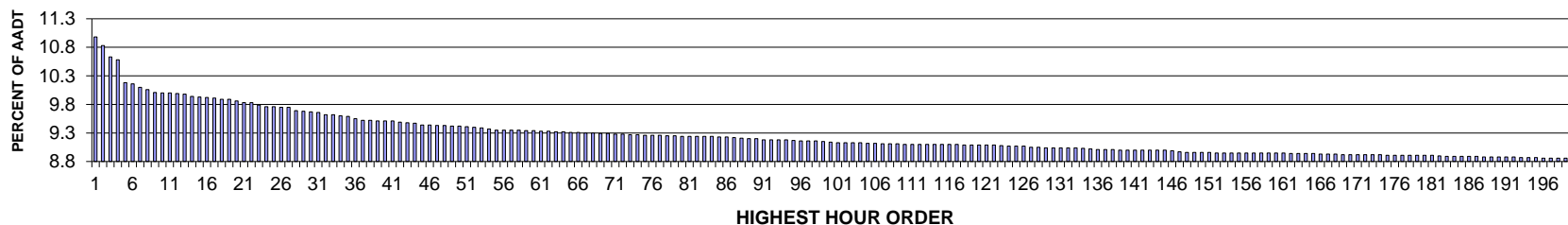
MO	DY	YR	DAY OF WK	HR	HR VOL	PERCENT OF AADT	HOUR NUMBER	AADT	NORTH VOLUME	SOUTH VOLUME	PERCENT NORTH IS OF TOTAL VOLUME	PERCENT SOUTH IS OF TOTAL VOLUME
11	27	2014	5	12	5585	10.79	15	51765	3025	2560	54.16	45.84
8	24	2014	1	14	5569	10.76	16	51765	2829	2740	50.80	49.20
12	27	2014	7	15	5545	10.71	17	51765	2702	2843	48.73	51.27
12	26	2014	6	13	5540	10.70	18	51765	2624	2916	47.36	52.64
11	27	2014	5	11	5539	10.70	19	51765	3230	2309	58.31	41.69
8	24	2014	1	13	5528	10.68	20	51765	2948	2580	53.33	46.67
8	3	2014	1	15	5524	10.67	21	51765	2787	2737	50.45	49.55
8	17	2014	1	13	5522	10.67	22	51765	2934	2588	53.13	46.87
11	29	2014	7	14	5507	10.64	23	51765	2845	2662	51.66	48.34
12	27	2014	7	12	5507	10.64	24	51765	2716	2791	49.32	50.68
8	24	2014	1	17	5492	10.61	25	51765	2858	2634	52.04	47.96
8	3	2014	1	16	5483	10.59	26	51765	2874	2609	52.42	47.58
8	17	2014	1	17	5483	10.59	27	51765	2737	2746	49.92	50.08
6	29	2014	1	16	5475	10.58	28	51765	3101	2374	56.64	43.36
8	10	2014	1	18	5456	10.54	29	51765	2746	2710	50.33	49.67
11	26	2014	4	13	5442	10.51	30	51765	2637	2805	48.46	51.54
12	26	2014	6	14	5441	10.51	31	51765	2592	2849	47.64	52.36
8	10	2014	1	17	5435	10.50	32	51765	2795	2640	51.43	48.57
12	27	2014	7	13	5430	10.49	33	51765	2692	2738	49.58	50.42
11	30	2014	1	13	5429	10.49	34	51765	3202	2227	58.98	41.02
11	26	2014	4	14	5415	10.46	35	51765	2708	2707	50.01	49.99
8	3	2014	1	13	5412	10.45	36	51765	2768	2644	51.15	48.85
8	3	2014	1	14	5410	10.45	37	51765	2871	2539	53.07	46.93
12	26	2014	6	12	5396	10.42	38	51765	2567	2829	47.57	52.43
5	23	2014	6	17	5386	10.40	39	51765	2690	2696	49.94	50.06
8	15	2014	6	14	5373	10.38	40	51765	2761	2612	51.39	48.61
12	26	2014	6	15	5366	10.37	41	51765	2535	2831	47.24	52.76
6	29	2014	1	17	5357	10.35	42	51765	2999	2358	55.98	44.02
8	22	2014	6	16	5351	10.34	43	51765	2622	2729	49.00	51.00
11	26	2014	4	15	5349	10.33	44	51765	2691	2658	50.31	49.69
8	16	2014	7	12	5346	10.33	45	51765	2739	2607	51.23	48.77
12	27	2014	7	14	5342	10.32	46	51765	2740	2602	51.29	48.71
8	24	2014	1	18	5340	10.32	47	51765	2762	2578	51.72	48.28
8	22	2014	6	15	5337	10.31	48	51765	2711	2626	50.80	49.20
11	29	2014	7	13	5335	10.31	49	51765	2733	2602	51.23	48.77
8	15	2014	6	15	5331	10.30	50	51765	2739	2592	51.38	48.62
8	30	2014	7	12	5319	10.28	51	51765	2660	2659	50.01	49.99
8	17	2014	1	18	5317	10.27	52	51765	2731	2586	51.36	48.64
8	3	2014	1	17	5313	10.26	53	51765	2768	2545	52.10	47.90
11	29	2014	7	15	5276	10.19	54	51765	2889	2387	54.76	45.24
11	27	2014	5	13	5256	10.15	55	51765	2341	2915	44.54	55.46
8	3	2014	1	18	5233	10.11	56	51765	2503	2730	47.83	52.17
9	1	2014	2	14	5217	10.08	57	51765	2709	2508	51.93	48.07
8	2	2014	7	12	5207	10.06	58	51765	2545	2662	48.88	51.12
8	22	2014	6	14	5199	10.04	59	51765	2714	2485	52.20	47.80
8	29	2014	6	16	5197	10.04	60	51765	2697	2500	51.90	48.10
5	24	2014	7	12	5192	10.03	61	51765	2489	2703	47.94	52.06
8	17	2014	1	12	5184	10.01	62	51765	2778	2406	53.59	46.41
8	8	2014	6	16	5181	10.01	63	51765	2715	2466	52.40	47.60

MO	DY	YR	DAY OF WK	HR	HR VOL	PERCENT OF AADT	HOUR NUMBER	AADT	NORTH VOLUME	SOUTH VOLUME	PERCENT NORTH IS OF TOTAL VOLUME	PERCENT SOUTH IS OF TOTAL VOLUME
8	9	2014	7	15	5178	10.00	64	51765	2847	2331	54.98	45.02
9	1	2014	2	16	5177	10.00	65	51765	2576	2601	49.76	50.24
5	26	2014	2	17	5173	9.99	66	51765	2661	2512	51.44	48.56
8	22	2014	6	17	5171	9.99	67	51765	2542	2629	49.16	50.84
8	23	2014	7	12	5166	9.98	68	51765	2528	2638	48.94	51.06
9	1	2014	2	13	5163	9.97	69	51765	2673	2490	51.77	48.23
12	26	2014	6	16	5157	9.96	70	51765	2287	2870	44.35	55.65
5	23	2014	6	18	5151	9.95	71	51765	2728	2423	52.96	47.04
8	15	2014	6	13	5146	9.94	72	51765	2625	2521	51.01	48.99
11	26	2014	4	12	5138	9.93	73	51765	2705	2433	52.65	47.35
8	29	2014	6	17	5137	9.92	74	51765	2657	2480	51.72	48.28
5	26	2014	2	16	5136	9.92	75	51765	2652	2484	51.64	48.36
8	30	2014	7	11	5136	9.92	76	51765	2656	2480	51.71	48.29
8	1	2014	6	15	5133	9.92	77	51765	2519	2614	49.07	50.93
8	29	2014	6	15	5131	9.91	78	51765	2702	2429	52.66	47.34
8	1	2014	6	14	5121	9.89	79	51765	2573	2548	50.24	49.76
12	27	2014	7	16	5119	9.89	80	51765	2515	2604	49.13	50.87
5	26	2014	2	14	5112	9.88	81	51765	2772	2340	54.23	45.77
6	29	2014	1	15	5111	9.87	82	51765	2688	2423	52.59	47.41
8	15	2014	6	16	5099	9.85	83	51765	2678	2421	52.52	47.48
11	29	2014	7	12	5090	9.83	84	51765	2628	2462	51.63	48.37
8	16	2014	7	11	5088	9.83	85	51765	2534	2554	49.80	50.20
6	29	2014	1	18	5085	9.82	86	51765	2740	2345	53.88	46.12
12	28	2014	1	14	5081	9.82	87	51765	2665	2416	52.45	47.55
8	15	2014	6	17	5076	9.81	88	51765	2658	2418	52.36	47.64
9	1	2014	2	15	5076	9.81	89	51765	2526	2550	49.76	50.24
5	24	2014	7	11	5075	9.80	90	51765	2579	2496	50.82	49.18
6	15	2014	1	18	5073	9.80	91	51765	2655	2418	52.34	47.66
6	15	2014	1	17	5072	9.80	92	51765	2589	2483	51.04	48.96
8	22	2014	6	12	5072	9.80	93	51765	2598	2474	51.22	48.78
8	29	2014	6	14	5072	9.80	94	51765	2655	2417	52.35	47.65
8	15	2014	6	12	5070	9.79	95	51765	2601	2469	51.30	48.70
8	24	2014	1	12	5068	9.79	96	51765	2728	2340	53.83	46.17
9	1	2014	2	17	5060	9.77	97	51765	2559	2501	50.57	49.43
8	1	2014	6	13	5056	9.77	98	51765	2559	2497	50.61	49.39
6	27	2014	6	15	5055	9.77	99	51765	2382	2673	47.12	52.88
8	9	2014	7	12	5049	9.75	100	51765	2451	2598	48.54	51.46
8	23	2014	7	13	5049	9.75	101	51765	2558	2491	50.66	49.34
6	15	2014	1	14	5043	9.74	102	51765	2755	2288	54.63	45.37
8	24	2014	1	19	5032	9.72	103	51765	2562	2470	50.91	49.09
8	10	2014	1	12	5029	9.72	104	51765	2647	2382	52.63	47.37
6	20	2014	6	15	5022	9.70	105	51765	2336	2686	46.52	53.48
5	18	2014	1	16	5015	9.69	106	51765	2869	2146	57.21	42.79
5	26	2014	2	15	5010	9.68	107	51765	2614	2396	52.18	47.82
5	23	2014	6	16	5007	9.67	108	51765	2476	2531	49.45	50.55
8	16	2014	7	13	5007	9.67	109	51765	2487	2520	49.67	50.33
6	13	2014	6	15	5003	9.66	110	51765	2491	2512	49.79	50.21
8	8	2014	6	14	5002	9.66	111	51765	2440	2562	48.78	51.22
12	28	2014	1	13	5001	9.66	112	51765	2556	2445	51.11	48.89

MO	DY	YR	DAY OF WK	HR	HR VOL	PERCENT OF AADT	HOUR NUMBER	AADT	NORTH VOLUME	SOUTH VOLUME	PERCENT NORTH IS OF TOTAL VOLUME	PERCENT SOUTH IS OF TOTAL VOLUME
6	29	2014	1	13	4997	9.65	113	51765	2786	2211	55.75	44.25
8	8	2014	6	17	4996	9.65	114	51765	2599	2397	52.02	47.98
3	30	2014	1	16	4989	9.64	115	51765	2426	2563	48.63	51.37
8	22	2014	6	13	4989	9.64	116	51765	2580	2409	51.71	48.29
6	20	2014	6	13	4988	9.64	117	51765	2527	2461	50.66	49.34
8	29	2014	6	13	4986	9.63	118	51765	2580	2406	51.74	48.26
8	10	2014	1	19	4982	9.62	119	51765	2573	2409	51.65	48.35
8	1	2014	6	12	4978	9.62	120	51765	2534	2444	50.90	49.10
6	15	2014	1	16	4977	9.61	121	51765	2642	2335	53.08	46.92
4	18	2014	6	15	4974	9.61	122	51765	2211	2763	44.45	55.55
8	23	2014	7	11	4971	9.60	123	51765	2513	2458	50.55	49.45
6	29	2014	1	14	4970	9.60	124	51765	2538	2432	51.07	48.93
8	2	2014	7	13	4967	9.60	125	51765	2486	2481	50.05	49.95
12	24	2014	4	14	4966	9.59	126	51765	2490	2476	50.14	49.86
6	13	2014	6	17	4958	9.58	127	51765	2453	2505	49.48	50.52
8	3	2014	1	12	4956	9.57	128	51765	2582	2374	52.10	47.90
8	1	2014	6	16	4949	9.56	129	51765	2469	2480	49.89	50.11
11	28	2014	6	12	4948	9.56	130	51765	2481	2467	50.14	49.86
11	26	2014	4	17	4943	9.55	131	51765	2555	2388	51.69	48.31
6	13	2014	6	16	4942	9.55	132	51765	2405	2537	48.66	51.34
6	20	2014	6	17	4941	9.55	133	51765	2391	2550	48.39	51.61
8	2	2014	7	11	4941	9.55	134	51765	2500	2441	50.60	49.40
5	23	2014	6	15	4939	9.54	135	51765	2358	2581	47.74	52.26
11	28	2014	6	14	4934	9.53	136	51765	2463	2471	49.92	50.08
8	30	2014	7	15	4933	9.53	137	51765	2239	2694	45.39	54.61
8	29	2014	6	18	4926	9.52	138	51765	2529	2397	51.34	48.66
8	9	2014	7	11	4922	9.51	139	51765	2401	2521	48.78	51.22
6	28	2014	7	12	4904	9.47	140	51765	2427	2477	49.49	50.51
8	17	2014	1	19	4901	9.47	141	51765	2447	2454	49.93	50.07
6	20	2014	6	14	4891	9.45	142	51765	2413	2478	49.34	50.66
4	11	2014	6	15	4886	9.44	143	51765	2359	2527	48.28	51.72
6	27	2014	6	16	4881	9.43	144	51765	2390	2491	48.97	51.03
11	27	2014	5	10	4881	9.43	145	51765	2505	2376	51.32	48.68
11	28	2014	6	16	4878	9.42	146	51765	2269	2609	46.51	53.49
11	28	2014	6	13	4875	9.42	147	51765	2487	2388	51.02	48.98
8	30	2014	7	13	4870	9.41	148	51765	2541	2329	52.18	47.82
5	24	2014	7	13	4867	9.40	149	51765	2370	2497	48.70	51.30
3	30	2014	1	15	4866	9.40	150	51765	2468	2398	50.72	49.28
8	9	2014	7	13	4866	9.40	151	51765	2334	2532	47.97	52.03
6	13	2014	6	14	4859	9.39	152	51765	2462	2397	50.67	49.33
4	18	2014	6	16	4858	9.38	153	51765	2209	2649	45.47	54.53
6	15	2014	1	13	4857	9.38	154	51765	2580	2277	53.12	46.88
2	28	2014	6	18	4856	9.38	155	51765	2944	1912	60.63	39.37
8	29	2014	6	12	4856	9.38	156	51765	2397	2459	49.36	50.64
6	20	2014	6	16	4855	9.38	157	51765	2313	2542	47.64	52.36
4	13	2014	1	16	4835	9.34	158	51765	2487	2348	51.44	48.56
8	22	2014	6	18	4827	9.32	159	51765	2342	2485	48.52	51.48
5	26	2014	2	13	4824	9.32	160	51765	2602	2222	53.94	46.06
11	29	2014	7	16	4824	9.32	161	51765	2518	2306	52.20	47.80

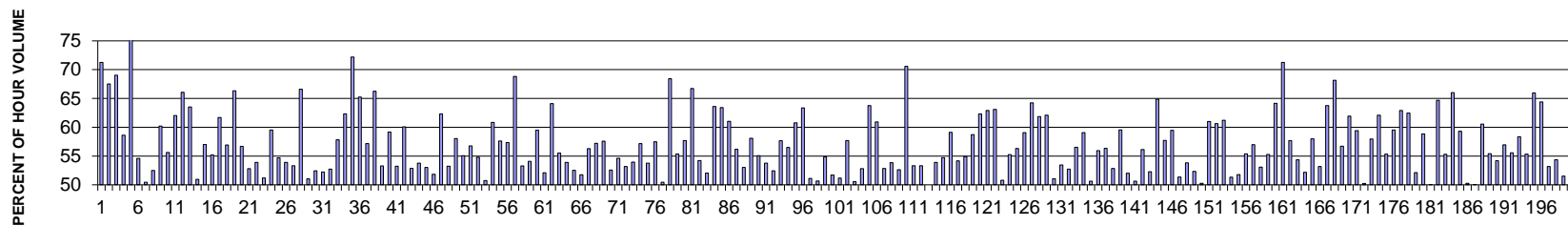
MO	DY	YR	DAY OF WK	HR	HR VOL	PERCENT OF AADT	HOUR NUMBER	AADT	NORTH VOLUME	SOUTH VOLUME	PERCENT NORTH IS OF TOTAL VOLUME	PERCENT SOUTH IS OF TOTAL VOLUME
6	8	2014	1	17	4822	9.32	162	51765	2511	2311	52.07	47.93
6	14	2014	7	12	4817	9.31	163	51765	2311	2506	47.98	52.02
10	19	2014	1	16	4815	9.30	164	51765	2553	2262	53.02	46.98
8	30	2014	7	14	4814	9.30	165	51765	2301	2513	47.80	52.20
12	26	2014	6	17	4813	9.30	166	51765	2151	2662	44.69	55.31
11	28	2014	6	15	4812	9.30	167	51765	2268	2544	47.13	52.87
4	20	2014	1	17	4805	9.28	168	51765	2605	2200	54.21	45.79
8	9	2014	7	14	4805	9.28	169	51765	2438	2367	50.74	49.26
12	24	2014	4	13	4805	9.28	170	51765	2364	2441	49.20	50.80
6	8	2014	1	18	4794	9.26	171	51765	2615	2179	54.55	45.45
12	28	2014	1	12	4794	9.26	172	51765	2487	2307	51.88	48.12
6	15	2014	1	19	4783	9.24	173	51765	2231	2552	46.64	53.36
4	20	2014	1	18	4774	9.22	174	51765	2515	2259	52.68	47.32
5	11	2014	1	17	4771	9.22	175	51765	2579	2192	54.06	45.94
8	1	2014	6	17	4768	9.21	176	51765	2450	2318	51.38	48.62
8	8	2014	6	18	4760	9.20	177	51765	2491	2269	52.33	47.67
6	15	2014	1	15	4755	9.19	178	51765	2594	2161	54.55	45.45
3	23	2014	1	17	4753	9.18	179	51765	2528	2225	53.19	46.81
3	30	2014	1	14	4745	9.17	180	51765	2348	2397	49.48	50.52
9	28	2014	1	16	4733	9.14	181	51765	2402	2331	50.75	49.25
5	18	2014	1	15	4729	9.14	182	51765	2562	2167	54.18	45.82
11	26	2014	4	16	4729	9.14	183	51765	2559	2170	54.11	45.89
6	21	2014	7	12	4728	9.13	184	51765	2199	2529	46.51	53.49
8	2	2014	7	15	4728	9.13	185	51765	2349	2379	49.68	50.32
8	15	2014	6	18	4726	9.13	186	51765	2483	2243	52.54	47.46
12	28	2014	1	15	4724	9.13	187	51765	2423	2301	51.29	48.71
8	2	2014	7	16	4717	9.11	188	51765	2408	2309	51.05	48.95
6	20	2014	6	12	4715	9.11	189	51765	2348	2367	49.80	50.20
6	8	2014	1	15	4708	9.09	190	51765	2592	2116	55.06	44.94
10	3	2014	6	15	4707	9.09	191	51765	2278	2429	48.40	51.60
3	23	2014	1	18	4704	9.09	192	51765	2466	2238	52.42	47.58
9	7	2014	1	17	4698	9.08	193	51765	2563	2135	54.56	45.44
8	16	2014	7	14	4694	9.07	194	51765	2301	2393	49.02	50.98
8	9	2014	7	16	4689	9.06	195	51765	2328	2361	49.65	50.35
6	27	2014	6	14	4688	9.06	196	51765	2124	2564	45.31	54.69
12	24	2014	4	15	4680	9.04	197	51765	2452	2228	52.39	47.61
10	19	2014	1	15	4678	9.04	198	51765	2592	2086	55.41	44.59
12	27	2014	7	17	4672	9.03	199	51765	2236	2436	47.86	52.14
8	23	2014	7	16	4664	9.01	200	51765	2018	2646	43.27	56.73

**SR 005 MP 274.17 PEACE PORTAL ADC SITE P9
K FOR PEAK 200 HOURS OF 2014**



AADT= 23317 K 30 FACTOR= 9.67 K 100 FACTOR= 9.14 K 200 FACTOR= 8.85 D 30 FACTOR= 52.44

**SR 005 MP 274.17 PEACE PORTAL ADC SITE P9
D % IN THE PEAK 200 HOURS OF 2014**



MO	DY	YR	DAY OF WK	HR	HR VOL	PERCENT OF AADT	HOUR NUMBER	AADT	NORTH VOLUME	SOUTH VOLUME	PERCENT NORTH IS OF TOTAL VOLUME	PERCENT SOUTH IS OF TOTAL VOLUME
5	19	2014	2	16	2560	10.98	1	23317	1824	736	71.25	28.75
5	19	2014	2	15	2525	10.83	2	23317	1705	820	67.52	32.48
10	13	2014	2	16	2479	10.63	3	23317	1711	768	69.02	30.98
3	22	2014	7	15	2468	10.58	4	23317	1021	1447	41.37	58.63
5	19	2014	2	17	2373	10.18	5	23317	1793	580	75.56	24.44
3	30	2014	1	16	2368	10.16	6	23317	1293	1075	54.60	45.40
3	22	2014	7	16	2355	10.10	7	23317	1167	1188	49.55	50.45
5	19	2014	2	13	2346	10.06	8	23317	1114	1232	47.49	52.51
7	20	2014	1	17	2335	10.01	9	23317	1406	929	60.21	39.79
2	10	2014	2	15	2332	10.00	10	23317	1297	1035	55.62	44.38
9	7	2014	1	17	2331	10.00	11	23317	1446	885	62.03	37.97
6	15	2014	1	17	2330	9.99	12	23317	1539	791	66.05	33.95
10	13	2014	2	15	2327	9.98	13	23317	1478	849	63.52	36.48

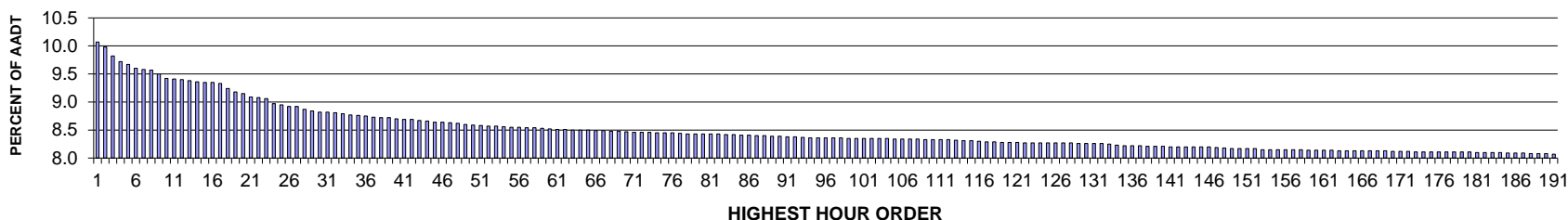
MO	DY	YR	DAY OF WK	HR	HR VOL	PERCENT OF AADT	HOUR NUMBER	AADT	NORTH VOLUME	SOUTH VOLUME	PERCENT NORTH IS OF TOTAL VOLUME	PERCENT SOUTH IS OF TOTAL VOLUME
8	22	2014	6	17	2318	9.94	14	23317	1181	1137	50.95	49.05
8	24	2014	1	16	2316	9.93	15	23317	1320	996	56.99	43.01
4	18	2014	6	17	2312	9.92	16	23317	1036	1276	44.81	55.19
8	4	2014	2	15	2311	9.91	17	23317	1426	885	61.70	38.30
5	19	2014	2	14	2307	9.89	18	23317	1313	994	56.91	43.09
7	4	2014	6	15	2305	9.89	19	23317	776	1529	33.67	66.33
7	20	2014	1	16	2299	9.86	20	23317	1303	996	56.68	43.32
8	29	2014	6	17	2293	9.83	21	23317	1082	1211	47.19	52.81
7	6	2014	1	16	2291	9.83	22	23317	1235	1056	53.91	46.09
7	6	2014	1	15	2283	9.79	23	23317	1114	1169	48.80	51.20
3	29	2014	7	17	2276	9.76	24	23317	1355	921	59.53	40.47
8	22	2014	6	16	2276	9.76	25	23317	1031	1245	45.30	54.70
10	13	2014	2	14	2274	9.75	26	23317	1226	1048	53.91	46.09
8	4	2014	2	14	2273	9.75	27	23317	1212	1061	53.32	46.68
8	4	2014	2	16	2259	9.69	28	23317	1504	755	66.58	33.42
8	4	2014	2	13	2257	9.68	29	23317	1105	1152	48.96	51.04
8	15	2014	6	16	2254	9.67	30	23317	1072	1182	47.56	52.44
6	29	2014	1	15	2253	9.66	31	23317	1076	1177	47.76	52.24
8	17	2014	1	15	2243	9.62	32	23317	1060	1183	47.26	52.74
3	23	2014	1	16	2242	9.62	33	23317	1296	946	57.81	42.19
3	22	2014	7	13	2238	9.60	34	23317	843	1395	37.67	62.33
10	13	2014	2	17	2237	9.59	35	23317	1615	622	72.19	27.81
6	29	2014	1	18	2226	9.55	36	23317	1452	774	65.23	34.77
5	18	2014	1	16	2220	9.52	37	23317	1269	951	57.16	42.84
2	10	2014	2	16	2219	9.52	38	23317	1470	749	66.25	33.75
8	1	2014	6	16	2218	9.51	39	23317	1036	1182	46.71	53.29
9	1	2014	2	16	2217	9.51	40	23317	1312	905	59.18	40.82
12	30	2014	3	15	2217	9.51	41	23317	1037	1180	46.77	53.23
8	24	2014	1	17	2212	9.49	42	23317	1329	883	60.08	39.92
6	29	2014	1	16	2211	9.48	43	23317	1169	1042	52.87	47.13
8	23	2014	7	14	2209	9.47	44	23317	1021	1188	46.22	53.78
12	29	2014	2	15	2202	9.44	45	23317	1034	1168	46.96	53.04
8	31	2014	1	15	2201	9.44	46	23317	1060	1141	48.16	51.84
6	28	2014	7	12	2199	9.43	47	23317	829	1370	37.70	62.30
8	8	2014	6	18	2199	9.43	48	23317	1028	1171	46.75	53.25
3	22	2014	7	14	2197	9.42	49	23317	922	1275	41.97	58.03
4	27	2014	1	16	2197	9.42	50	23317	1210	987	55.08	44.92
7	19	2014	7	15	2194	9.41	51	23317	949	1245	43.25	56.75
8	31	2014	1	16	2192	9.40	52	23317	1201	991	54.79	45.21
8	15	2014	6	17	2189	9.39	53	23317	1078	1111	49.25	50.75
12	30	2014	3	17	2184	9.37	54	23317	1329	855	60.85	39.15
7	4	2014	6	12	2180	9.35	55	23317	1256	924	57.61	42.39
8	10	2014	1	16	2180	9.35	56	23317	1250	930	57.34	42.66
11	11	2014	3	17	2180	9.35	57	23317	1500	680	68.81	31.19
7	20	2014	1	15	2179	9.35	58	23317	1161	1018	53.28	46.72
7	6	2014	1	14	2178	9.34	59	23317	1000	1178	45.91	54.09
3	29	2014	7	16	2177	9.34	60	23317	1295	882	59.49	40.51
3	1	2014	7	15	2176	9.33	61	23317	1042	1134	47.89	52.11

MO	DY	YR	DAY OF WK	HR	HR VOL	PERCENT OF AADT	HOUR NUMBER	AADT	NORTH VOLUME	SOUTH VOLUME	PERCENT NORTH IS OF TOTAL VOLUME	PERCENT SOUTH IS OF TOTAL VOLUME
6	28	2014	7	14	2175	9.33	62	23317	781	1394	35.91	64.09
7	6	2014	1	17	2174	9.32	63	23317	1207	967	55.52	44.48
8	22	2014	6	18	2173	9.32	64	23317	1002	1171	46.11	53.89
5	24	2014	7	13	2170	9.31	65	23317	1030	1140	47.47	52.53
8	24	2014	1	15	2170	9.31	66	23317	1123	1047	51.75	48.25
4	6	2014	1	17	2169	9.30	67	23317	1221	948	56.29	43.71
6	27	2014	6	17	2168	9.30	68	23317	928	1240	42.80	57.20
9	1	2014	2	15	2167	9.29	69	23317	1248	919	57.59	42.41
9	20	2014	7	16	2166	9.29	70	23317	1027	1139	47.41	52.59
10	4	2014	7	15	2164	9.28	71	23317	982	1182	45.38	54.62
10	18	2014	7	16	2164	9.28	72	23317	1151	1013	53.19	46.81
8	15	2014	6	15	2161	9.27	73	23317	995	1166	46.04	53.96
10	11	2014	7	15	2161	9.27	74	23317	926	1235	42.85	57.15
2	15	2014	7	14	2159	9.26	75	23317	998	1161	46.23	53.77
6	27	2014	6	16	2159	9.26	76	23317	918	1241	42.52	57.48
8	1	2014	6	15	2158	9.26	77	23317	1069	1089	49.54	50.46
8	4	2014	2	17	2157	9.25	78	23317	1476	681	68.43	31.57
8	15	2014	6	18	2157	9.25	79	23317	963	1194	44.65	55.35
2	16	2014	1	16	2155	9.24	80	23317	1243	912	57.68	42.32
9	1	2014	2	17	2155	9.24	81	23317	1438	717	66.73	33.27
8	1	2014	6	17	2154	9.24	82	23317	986	1168	45.78	54.22
8	3	2014	1	16	2154	9.24	83	23317	1121	1033	52.04	47.96
8	30	2014	7	11	2154	9.24	84	23317	784	1370	36.40	63.60
3	23	2014	1	17	2153	9.23	85	23317	1365	788	63.40	36.60
8	17	2014	1	17	2151	9.23	86	23317	1313	838	61.04	38.96
10	10	2014	6	17	2149	9.22	87	23317	942	1207	43.83	56.17
8	24	2014	1	14	2148	9.21	88	23317	1009	1139	46.97	53.03
5	4	2014	1	16	2145	9.20	89	23317	1246	899	58.09	41.91
12	29	2014	2	16	2145	9.20	90	23317	1181	964	55.06	44.94
1	4	2014	7	15	2141	9.18	91	23317	990	1151	46.24	53.76
1	4	2014	7	16	2141	9.18	92	23317	1123	1018	52.45	47.55
8	1	2014	6	18	2140	9.18	93	23317	906	1234	42.34	57.66
9	6	2014	7	14	2140	9.18	94	23317	931	1209	43.50	56.50
8	9	2014	7	14	2138	9.17	95	23317	839	1299	39.24	60.76
4	18	2014	6	15	2137	9.16	96	23317	783	1354	36.64	63.36
10	4	2014	7	16	2136	9.16	97	23317	1092	1044	51.12	48.88
10	13	2014	2	13	2136	9.16	98	23317	1054	1082	49.34	50.66
4	5	2014	7	17	2133	9.15	99	23317	1170	963	54.85	45.15
8	10	2014	1	15	2131	9.14	100	23317	1102	1029	51.71	48.29
7	27	2014	1	15	2130	9.13	101	23317	1040	1090	48.83	51.17
8	16	2014	7	13	2129	9.13	102	23317	901	1228	42.32	57.68
3	29	2014	7	15	2128	9.13	103	23317	1052	1076	49.44	50.56
12	13	2014	7	16	2128	9.13	104	23317	1124	1004	52.82	47.18
6	1	2014	1	17	2127	9.12	105	23317	1356	771	63.75	36.25
7	27	2014	1	17	2127	9.12	106	23317	1296	831	60.93	39.07
8	17	2014	1	14	2125	9.11	107	23317	1002	1123	47.15	52.85
7	20	2014	1	14	2124	9.11	108	23317	980	1144	46.14	53.86
8	10	2014	1	14	2124	9.11	109	23317	1006	1118	47.36	52.64

MO	DY	YR	DAY OF WK	HR	HR VOL	PERCENT OF AADT	HOUR NUMBER	AADT	NORTH VOLUME	SOUTH VOLUME	PERCENT NORTH IS OF TOTAL VOLUME	PERCENT SOUTH IS OF TOTAL VOLUME
2	10	2014	2	17	2123	9.10	110	23317	1498	625	70.56	29.44
5	3	2014	7	15	2123	9.10	111	23317	991	1132	46.68	53.32
11	8	2014	7	16	2123	9.10	112	23317	991	1132	46.68	53.32
7	25	2014	6	16	2122	9.10	113	23317	1061	1061	50.00	50.00
8	16	2014	7	16	2122	9.10	114	23317	978	1144	46.09	53.91
8	29	2014	6	19	2122	9.10	115	23317	961	1161	45.29	54.71
6	29	2014	1	17	2121	9.10	116	23317	1254	867	59.12	40.88
9	21	2014	1	15	2121	9.10	117	23317	1149	972	54.17	45.83
4	6	2014	1	16	2120	9.09	118	23317	1164	956	54.91	45.09
5	24	2014	7	11	2120	9.09	119	23317	875	1245	41.27	58.73
11	10	2014	2	16	2120	9.09	120	23317	1321	799	62.31	37.69
3	30	2014	1	17	2119	9.09	121	23317	1333	786	62.91	37.09
5	18	2014	1	17	2119	9.09	122	23317	1337	782	63.10	36.90
5	24	2014	7	14	2118	9.08	123	23317	1076	1042	50.80	49.20
8	16	2014	7	15	2116	9.07	124	23317	947	1169	44.75	55.25
7	5	2014	7	13	2115	9.07	125	23317	924	1191	43.69	56.31
5	16	2014	6	17	2114	9.07	126	23317	865	1249	40.92	59.08
7	19	2014	7	12	2110	9.05	127	23317	755	1355	35.78	64.22
11	2	2014	1	16	2110	9.05	128	23317	1305	805	61.85	38.15
4	19	2014	7	12	2108	9.04	129	23317	799	1309	37.90	62.10
5	24	2014	7	15	2107	9.04	130	23317	1076	1031	51.07	48.93
6	22	2014	1	15	2107	9.04	131	23317	1126	981	53.44	46.56
9	13	2014	7	16	2107	9.04	132	23317	996	1111	47.27	52.73
9	20	2014	7	15	2107	9.04	133	23317	916	1191	43.47	56.53
8	16	2014	7	14	2106	9.03	134	23317	862	1244	40.93	59.07
5	2	2014	6	17	2103	9.02	135	23317	1038	1065	49.36	50.64
7	18	2014	6	17	2102	9.01	136	23317	926	1176	44.05	55.95
8	24	2014	1	13	2102	9.01	137	23317	918	1184	43.67	56.33
6	21	2014	7	15	2101	9.01	138	23317	991	1110	47.17	52.83
3	29	2014	7	13	2099	9.00	139	23317	849	1250	40.45	59.55
4	19	2014	7	15	2099	9.00	140	23317	1007	1092	47.98	52.02
5	18	2014	1	15	2099	9.00	141	23317	1036	1063	49.36	50.64
12	27	2014	7	15	2099	9.00	142	23317	921	1178	43.88	56.12
8	8	2014	6	15	2098	9.00	143	23317	1001	1097	47.71	52.29
8	31	2014	1	18	2098	9.00	144	23317	1361	737	64.87	35.13
11	8	2014	7	15	2098	9.00	145	23317	887	1211	42.28	57.72
4	26	2014	7	15	2097	8.99	146	23317	850	1247	40.53	59.47
8	29	2014	6	18	2091	8.97	147	23317	1017	1074	48.64	51.36
3	29	2014	7	14	2090	8.96	148	23317	965	1125	46.17	53.83
7	18	2014	6	15	2090	8.96	149	23317	996	1094	47.66	52.34
5	24	2014	7	12	2089	8.96	150	23317	1050	1039	50.26	49.74
8	30	2014	7	13	2089	8.96	151	23317	815	1274	39.01	60.99
5	3	2014	7	12	2088	8.95	152	23317	822	1266	39.37	60.63
7	18	2014	6	13	2088	8.95	153	23317	810	1278	38.79	61.21
8	28	2014	5	16	2088	8.95	154	23317	1016	1072	48.66	51.34
11	9	2014	1	16	2088	8.95	155	23317	1081	1007	51.77	48.23
5	3	2014	7	16	2087	8.95	156	23317	1156	931	55.39	44.61
7	18	2014	6	18	2087	8.95	157	23317	898	1189	43.03	56.97

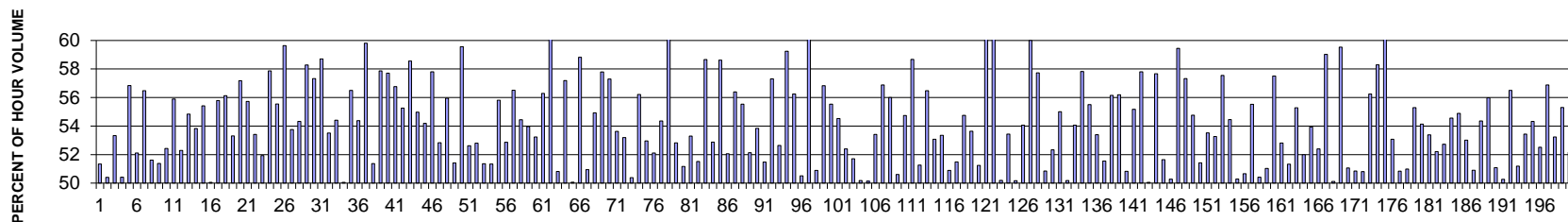
MO	DY	YR	DAY OF WK	HR	HR VOL	PERCENT OF AADT	HOUR NUMBER	AADT	NORTH VOLUME	SOUTH VOLUME	PERCENT NORTH IS OF TOTAL VOLUME	PERCENT SOUTH IS OF TOTAL VOLUME
8	23	2014	7	15	2087	8.95	158	23317	979	1108	46.91	53.09
8	31	2014	1	14	2087	8.95	159	23317	933	1154	44.71	55.29
11	10	2014	2	17	2087	8.95	160	23317	1339	748	64.16	35.84
4	13	2014	1	19	2086	8.95	161	23317	1486	600	71.24	28.76
5	25	2014	1	16	2085	8.94	162	23317	1203	882	57.70	42.30
6	13	2014	6	15	2085	8.94	163	23317	952	1133	45.66	54.34
7	19	2014	7	16	2085	8.94	164	23317	997	1088	47.82	52.18
1	18	2014	7	14	2084	8.94	165	23317	876	1208	42.03	57.97
7	5	2014	7	14	2083	8.93	166	23317	975	1108	46.81	53.19
8	31	2014	1	12	2083	8.93	167	23317	755	1328	36.25	63.75
10	18	2014	7	12	2082	8.93	168	23317	663	1419	31.84	68.16
4	12	2014	7	15	2081	8.92	169	23317	901	1180	43.30	56.70
4	19	2014	7	17	2081	8.92	170	23317	1289	792	61.94	38.06
7	13	2014	1	16	2080	8.92	171	23317	1236	844	59.42	40.58
12	30	2014	3	16	2080	8.92	172	23317	1045	1035	50.24	49.76
10	26	2014	1	16	2079	8.92	173	23317	1205	874	57.96	42.04
11	8	2014	7	14	2079	8.92	174	23317	788	1291	37.90	62.10
3	23	2014	1	15	2078	8.91	175	23317	1150	928	55.34	44.66
7	12	2014	7	13	2078	8.91	176	23317	841	1237	40.47	59.53
8	31	2014	1	17	2078	8.91	177	23317	1307	771	62.90	37.10
4	5	2014	7	12	2077	8.91	178	23317	780	1297	37.55	62.45
4	5	2014	7	15	2077	8.91	179	23317	994	1083	47.86	52.14
6	8	2014	1	16	2077	8.91	180	23317	1222	855	58.83	41.17
8	23	2014	7	16	2077	8.91	181	23317	1037	1040	49.93	50.07
4	27	2014	1	17	2075	8.90	182	23317	1342	733	64.67	35.33
6	29	2014	1	14	2074	8.89	183	23317	927	1147	44.70	55.30
8	9	2014	7	12	2074	8.89	184	23317	705	1369	33.99	66.01
8	10	2014	1	17	2074	8.89	185	23317	1230	844	59.31	40.69
8	8	2014	6	16	2073	8.89	186	23317	1042	1031	50.27	49.73
2	15	2014	7	15	2072	8.89	187	23317	1037	1035	50.05	49.95
8	4	2014	2	12	2071	8.88	188	23317	817	1254	39.45	60.55
4	18	2014	6	16	2070	8.88	189	23317	923	1147	44.59	55.41
7	5	2014	7	16	2070	8.88	190	23317	1122	948	54.20	45.80
8	15	2014	6	14	2070	8.88	191	23317	891	1179	43.04	56.96
12	29	2014	2	14	2070	8.88	192	23317	920	1150	44.44	55.56
8	17	2014	1	16	2069	8.87	193	23317	1207	862	58.34	41.66
8	3	2014	1	15	2068	8.87	194	23317	924	1144	44.68	55.32
12	13	2014	7	12	2068	8.87	195	23317	704	1364	34.04	65.96
10	11	2014	7	12	2067	8.86	196	23317	736	1331	35.61	64.39
3	15	2014	7	16	2066	8.86	197	23317	967	1099	46.81	53.19
10	26	2014	1	17	2066	8.86	198	23317	1123	943	54.36	45.64
10	10	2014	6	15	2065	8.86	199	23317	1001	1064	48.47	51.53
6	28	2014	7	16	2064	8.85	200	23317	951	1113	46.08	53.92

**SR 005 MP 207.76 MARYSVILLE ADC SITE R001
K FOR PEAK 200 HOURS OF 2014**



AADT= 85151 K 30 FACTOR= 8.82 K 100 FACTOR= 8.35 K 200 FACTOR= 8.05 D 30 FACTOR= 57.32

**SR 005 MP 207.76 MARYSVILLE ADC SITE R001
D % IN THE PEAK 200 HOURS OF 2014**



MO	DY	YR	DAY OF WK	HR	HR VOL	PERCENT OF AADT	HOUR NUMBER	AADT	NORTH VOLUME	SOUTH VOLUME	PERCENT NORTH IS OF TOTAL VOLUME	PERCENT SOUTH IS OF TOTAL VOLUME
4	13	2014	1	16	8571	10.07	1	85151	4171	4400	48.66	51.34
4	13	2014	1	15	8498	9.98	2	85151	4284	4214	50.41	49.59
4	20	2014	1	14	8363	9.82	3	85151	4460	3903	53.33	46.67
4	20	2014	1	16	8280	9.72	4	85151	4175	4105	50.42	49.58
4	20	2014	1	19	8230	9.67	5	85151	3552	4678	43.16	56.84
6	27	2014	6	17	8171	9.60	6	85151	4258	3913	52.11	47.89
4	12	2014	7	12	8154	9.58	7	85151	4605	3549	56.48	43.52
4	13	2014	1	14	8145	9.57	8	85151	4204	3941	51.61	48.39
4	20	2014	1	15	8091	9.50	9	85151	4157	3934	51.38	48.62
4	12	2014	7	16	8024	9.42	10	85151	3817	4207	47.57	52.43
4	13	2014	1	17	8014	9.41	11	85151	3535	4479	44.11	55.89
4	12	2014	7	14	8007	9.40	12	85151	4187	3820	52.29	47.71
4	13	2014	1	13	7983	9.38	13	85151	4378	3605	54.84	45.16

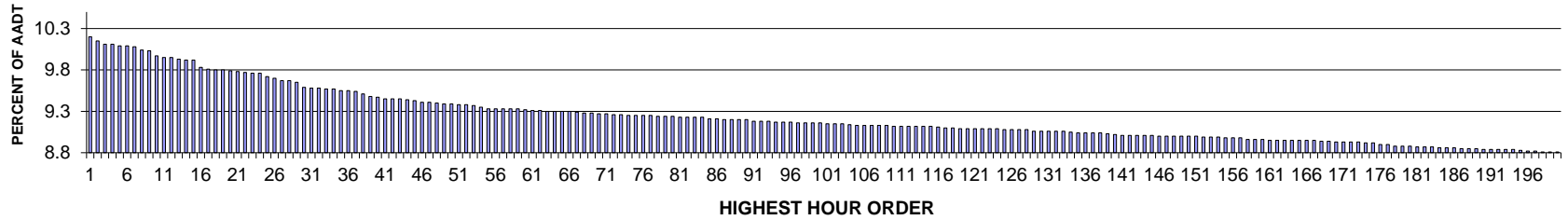
MO	DY	YR	DAY OF WK	HR	HR VOL	PERCENT OF AADT	HOUR NUMBER	AADT	NORTH VOLUME	SOUTH VOLUME	PERCENT NORTH IS OF TOTAL VOLUME	PERCENT SOUTH IS OF TOTAL VOLUME
4	12	2014	7	17	7973	9.36	14	85151	3681	4292	46.17	53.83
4	12	2014	7	13	7965	9.35	15	85151	4414	3551	55.42	44.58
4	12	2014	7	15	7965	9.35	16	85151	3987	3978	50.06	49.94
4	20	2014	1	13	7948	9.33	17	85151	4434	3514	55.79	44.21
4	20	2014	1	17	7868	9.24	18	85151	3452	4416	43.87	56.13
11	27	2014	5	13	7814	9.18	19	85151	4166	3648	53.31	46.69
4	20	2014	1	18	7788	9.15	20	85151	3335	4453	42.82	57.18
6	13	2014	6	17	7737	9.09	21	85151	4311	3426	55.72	44.28
4	11	2014	6	17	7728	9.08	22	85151	4128	3600	53.42	46.58
4	11	2014	6	16	7714	9.06	23	85151	4006	3708	51.93	48.07
7	3	2014	5	17	7634	8.97	24	85151	4417	3217	57.86	42.14
6	15	2014	1	14	7617	8.95	25	85151	3386	4231	44.45	55.55
4	13	2014	1	18	7599	8.92	26	85151	3068	4531	40.37	59.63
4	20	2014	1	20	7593	8.92	27	85151	3512	4081	46.25	53.75
4	11	2014	6	18	7556	8.87	28	85151	4105	3451	54.33	45.67
7	6	2014	1	14	7529	8.84	29	85151	3141	4388	41.72	58.28
4	13	2014	1	12	7514	8.82	30	85151	4307	3207	57.32	42.68
5	23	2014	6	16	7513	8.82	31	85151	4410	3103	58.70	41.30
11	27	2014	5	12	7501	8.81	32	85151	4014	3487	53.51	46.49
6	27	2014	6	16	7482	8.79	33	85151	4071	3411	54.41	45.59
11	30	2014	1	16	7471	8.77	34	85151	3731	3740	49.94	50.06
6	15	2014	1	13	7460	8.76	35	85151	3245	4215	43.50	56.50
6	13	2014	6	16	7453	8.75	36	85151	4053	3400	54.38	45.62
5	23	2014	6	17	7432	8.73	37	85151	4444	2988	59.80	40.20
4	19	2014	7	16	7428	8.72	38	85151	3816	3612	51.37	48.63
7	6	2014	1	13	7422	8.72	39	85151	3127	4295	42.13	57.87
7	3	2014	5	15	7411	8.70	40	85151	4277	3134	57.71	42.29
3	21	2014	6	17	7403	8.69	41	85151	4202	3201	56.76	43.24
7	6	2014	1	15	7398	8.69	42	85151	3310	4088	44.74	55.26
5	23	2014	6	15	7384	8.67	43	85151	4323	3061	58.55	41.45
6	28	2014	7	12	7370	8.66	44	85151	3319	4051	45.03	54.97
4	20	2014	1	12	7359	8.64	45	85151	3988	3371	54.19	45.81
5	24	2014	7	12	7353	8.64	46	85151	4250	3103	57.80	42.20
7	20	2014	1	16	7350	8.63	47	85151	3467	3883	47.17	52.83
3	23	2014	1	15	7344	8.62	48	85151	3235	4109	44.05	55.95
6	15	2014	1	18	7324	8.60	49	85151	3765	3559	51.41	48.59
3	28	2014	6	17	7314	8.59	50	85151	4356	2958	59.56	40.44
7	20	2014	1	14	7309	8.58	51	85151	3463	3846	47.38	52.62
8	17	2014	1	13	7295	8.57	52	85151	3443	3852	47.20	52.80
4	19	2014	7	15	7294	8.57	53	85151	3548	3746	48.64	51.36
11	26	2014	4	14	7288	8.56	54	85151	3742	3546	51.34	48.66
5	16	2014	6	17	7283	8.55	55	85151	4065	3218	55.81	44.19
5	23	2014	6	14	7279	8.55	56	85151	3848	3431	52.86	47.14
5	9	2014	6	17	7273	8.54	57	85151	4110	3163	56.51	43.49
7	3	2014	5	14	7268	8.54	58	85151	3957	3311	54.44	45.56
6	27	2014	6	15	7265	8.53	59	85151	3921	3344	53.97	46.03
8	17	2014	1	16	7258	8.52	60	85151	3394	3864	46.76	53.24
6	27	2014	6	18	7247	8.51	61	85151	4079	3168	56.29	43.71

MO	DY	YR	DAY OF WK	HR	HR VOL	PERCENT OF AADT	HOUR NUMBER	AADT	NORTH VOLUME	SOUTH VOLUME	PERCENT NORTH IS OF TOTAL VOLUME	PERCENT SOUTH IS OF TOTAL VOLUME
7	3	2014	5	16	7243	8.51	62	85151	4429	2814	61.15	38.85
5	11	2014	1	15	7236	8.50	63	85151	3559	3677	49.18	50.82
3	21	2014	6	16	7234	8.50	64	85151	4137	3097	57.19	42.81
5	11	2014	1	18	7234	8.50	65	85151	3612	3622	49.93	50.07
6	29	2014	1	12	7229	8.49	66	85151	2977	4252	41.18	58.82
4	19	2014	7	12	7227	8.49	67	85151	3682	3545	50.95	49.05
8	24	2014	1	16	7222	8.48	68	85151	3256	3966	45.08	54.92
12	27	2014	7	12	7218	8.48	69	85151	3047	4171	42.21	57.79
1	17	2014	6	17	7213	8.47	70	85151	4132	3081	57.29	42.71
8	17	2014	1	17	7208	8.46	71	85151	3342	3866	46.37	53.63
8	17	2014	1	14	7204	8.46	72	85151	3372	3832	46.81	53.19
11	30	2014	1	15	7200	8.46	73	85151	3573	3627	49.63	50.38
5	16	2014	6	16	7198	8.45	74	85151	4046	3152	56.21	43.79
4	19	2014	7	13	7194	8.45	75	85151	3384	3810	47.04	52.96
12	26	2014	6	16	7192	8.45	76	85151	3748	3444	52.11	47.89
6	14	2014	7	17	7183	8.44	77	85151	3278	3905	45.64	54.36
7	3	2014	5	18	7182	8.43	78	85151	4382	2800	61.01	38.99
8	24	2014	1	15	7181	8.43	79	85151	3388	3793	47.18	52.82
5	11	2014	1	17	7180	8.43	80	85151	3506	3674	48.83	51.17
11	27	2014	5	14	7180	8.43	81	85151	3827	3353	53.30	46.70
12	26	2014	6	13	7180	8.43	82	85151	3481	3699	48.48	51.52
5	24	2014	7	13	7169	8.42	83	85151	4205	2964	58.66	41.34
6	29	2014	1	14	7169	8.42	84	85151	3379	3790	47.13	52.87
3	14	2014	6	18	7165	8.41	85	85151	4200	2965	58.62	41.38
7	20	2014	1	15	7161	8.41	86	85151	3433	3728	47.94	52.06
5	9	2014	6	16	7156	8.40	87	85151	4035	3121	56.39	43.61
5	30	2014	6	17	7151	8.40	88	85151	3971	3180	55.53	44.47
5	11	2014	1	13	7144	8.39	89	85151	3724	3420	52.13	47.87
8	10	2014	1	17	7142	8.39	90	85151	3297	3845	46.16	53.84
6	13	2014	6	15	7139	8.38	91	85151	3675	3464	51.48	48.52
5	2	2014	6	16	7136	8.38	92	85151	4089	3047	57.30	42.70
6	29	2014	1	15	7130	8.37	93	85151	3377	3753	47.36	52.64
6	6	2014	6	16	7122	8.36	94	85151	4219	2903	59.24	40.76
6	13	2014	6	18	7121	8.36	95	85151	4005	3116	56.24	43.76
5	11	2014	1	14	7118	8.36	96	85151	3595	3523	50.51	49.49
7	6	2014	1	17	7117	8.36	97	85151	2803	4314	39.38	60.62
6	14	2014	7	12	7115	8.36	98	85151	3494	3621	49.11	50.89
3	14	2014	6	17	7113	8.35	99	85151	4042	3071	56.83	43.17
5	30	2014	6	16	7112	8.35	100	85151	3949	3163	55.53	44.47
6	29	2014	1	16	7112	8.35	101	85151	3234	3878	45.47	54.53
4	19	2014	7	14	7109	8.35	102	85151	3384	3725	47.60	52.40
6	28	2014	7	13	7109	8.35	103	85151	3433	3676	48.29	51.71
6	28	2014	7	14	7109	8.35	104	85151	3567	3542	50.18	49.82
6	15	2014	1	15	7104	8.34	105	85151	3542	3562	49.86	50.14
7	20	2014	1	13	7103	8.34	106	85151	3309	3794	46.59	53.41
5	16	2014	6	18	7099	8.34	107	85151	4038	3061	56.88	43.12
7	6	2014	1	16	7098	8.34	108	85151	3123	3975	44.00	56.00
6	29	2014	1	17	7097	8.33	109	85151	3505	3592	49.39	50.61

MO	DY	YR	DAY OF WK	HR	HR VOL	PERCENT OF AADT	HOUR NUMBER	AADT	NORTH VOLUME	SOUTH VOLUME	PERCENT NORTH IS OF TOTAL VOLUME	PERCENT SOUTH IS OF TOTAL VOLUME
3	21	2014	6	15	7092	8.33	110	85151	3882	3210	54.74	45.26
12	31	2014	4	17	7090	8.33	111	85151	4160	2930	58.67	41.33
8	16	2014	7	11	7089	8.33	112	85151	3634	3455	51.26	48.74
5	2	2014	6	17	7088	8.32	113	85151	4003	3085	56.48	43.52
9	28	2014	1	15	7076	8.31	114	85151	3320	3756	46.92	53.08
4	11	2014	6	15	7074	8.31	115	85151	3774	3300	53.35	46.65
6	14	2014	7	13	7066	8.30	116	85151	3470	3596	49.11	50.89
5	11	2014	1	16	7062	8.29	117	85151	3426	3636	48.51	51.49
11	26	2014	4	15	7061	8.29	118	85151	3866	3195	54.75	45.25
8	3	2014	1	15	7054	8.28	119	85151	3270	3784	46.36	53.64
3	22	2014	7	16	7051	8.28	120	85151	3438	3613	48.76	51.24
4	13	2014	1	19	7050	8.28	121	85151	2758	4292	39.12	60.88
5	23	2014	6	18	7046	8.27	122	85151	4308	2738	61.14	38.86
6	13	2014	6	14	7045	8.27	123	85151	3509	3536	49.81	50.19
8	24	2014	1	13	7045	8.27	124	85151	3280	3765	46.56	53.44
12	26	2014	6	14	7044	8.27	125	85151	3510	3534	49.83	50.17
8	24	2014	1	14	7042	8.27	126	85151	3235	3807	45.94	54.06
3	28	2014	6	18	7040	8.27	127	85151	4224	2816	60.00	40.00
6	6	2014	6	17	7038	8.27	128	85151	4063	2975	57.73	42.27
12	26	2014	6	15	7037	8.26	129	85151	3578	3459	50.85	49.15
8	3	2014	1	13	7036	8.26	130	85151	3354	3682	47.67	52.33
9	28	2014	1	17	7034	8.26	131	85151	3165	3869	45.00	55.00
6	14	2014	7	14	7032	8.26	132	85151	3529	3503	50.18	49.82
8	3	2014	1	14	7024	8.25	133	85151	3227	3797	45.94	54.06
3	21	2014	6	18	7004	8.23	134	85151	4050	2954	57.82	42.18
12	30	2014	3	17	7002	8.22	135	85151	3886	3116	55.50	44.50
8	17	2014	1	15	6998	8.22	136	85151	3262	3736	46.61	53.39
7	5	2014	7	14	6997	8.22	137	85151	3390	3607	48.45	51.55
6	12	2014	5	17	6994	8.21	138	85151	3927	3067	56.15	43.85
12	31	2014	4	16	6994	8.21	139	85151	3930	3064	56.19	43.81
3	22	2014	7	17	6990	8.21	140	85151	3437	3553	49.17	50.83
12	24	2014	4	16	6986	8.20	141	85151	3854	3132	55.17	44.83
1	31	2014	6	17	6984	8.20	142	85151	4037	2947	57.80	42.20
7	5	2014	7	13	6983	8.20	143	85151	3496	3487	50.06	49.94
4	4	2014	6	16	6982	8.20	144	85151	4026	2956	57.66	42.34
7	27	2014	1	15	6981	8.20	145	85151	3375	3606	48.35	51.65
6	28	2014	7	17	6979	8.20	146	85151	3509	3470	50.28	49.72
4	13	2014	1	11	6974	8.19	147	85151	4145	2829	59.44	40.56
4	12	2014	7	18	6969	8.18	148	85151	2974	3995	42.67	57.33
11	8	2014	7	12	6960	8.17	149	85151	3149	3811	45.24	54.76
5	18	2014	1	15	6956	8.17	150	85151	3577	3379	51.42	48.58
6	26	2014	5	16	6955	8.17	151	85151	3722	3233	53.52	46.48
6	29	2014	1	13	6953	8.17	152	85151	3249	3704	46.73	53.27
6	6	2014	6	15	6942	8.15	153	85151	3995	2947	57.55	42.45
7	27	2014	1	16	6942	8.15	154	85151	3162	3780	45.55	54.45
5	17	2014	7	17	6940	8.15	155	85151	3490	3450	50.29	49.71
6	29	2014	1	18	6939	8.15	156	85151	3515	3424	50.66	49.34
6	12	2014	5	16	6938	8.15	157	85151	3852	3086	55.52	44.48

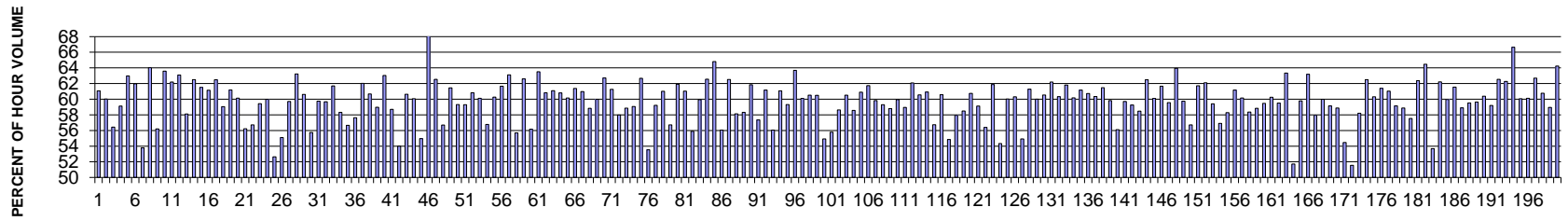
MO	DY	YR	DAY OF WK	HR	HR VOL	PERCENT OF AADT	HOUR NUMBER	AADT	NORTH VOLUME	SOUTH VOLUME	PERCENT NORTH IS OF TOTAL VOLUME	PERCENT SOUTH IS OF TOTAL VOLUME
7	26	2014	7	11	6936	8.15	158	85151	3497	3439	50.42	49.58
6	15	2014	1	17	6931	8.14	159	85151	3537	3394	51.03	48.97
6	26	2014	5	17	6930	8.14	160	85151	3985	2945	57.50	42.50
8	3	2014	1	12	6930	8.14	161	85151	3270	3660	47.19	52.81
6	27	2014	6	14	6929	8.14	162	85151	3557	3372	51.33	48.67
5	17	2014	7	12	6927	8.13	163	85151	3098	3829	44.72	55.28
7	27	2014	1	13	6924	8.13	164	85151	3324	3600	48.01	51.99
12	27	2014	7	13	6924	8.13	165	85151	3190	3734	46.07	53.93
6	8	2014	1	16	6922	8.13	166	85151	3295	3627	47.60	52.40
7	6	2014	1	18	6921	8.13	167	85151	2836	4085	40.98	59.02
5	17	2014	7	16	6920	8.13	168	85151	3468	3452	50.12	49.88
4	4	2014	6	17	6919	8.13	169	85151	4119	2800	59.53	40.47
8	2	2014	7	16	6916	8.12	170	85151	3385	3531	48.94	51.06
6	14	2014	7	15	6915	8.12	171	85151	3516	3399	50.85	49.15
6	28	2014	7	15	6914	8.12	172	85151	3513	3401	50.81	49.19
5	16	2014	6	15	6910	8.11	173	85151	3886	3024	56.24	43.76
1	17	2014	6	16	6909	8.11	174	85151	4027	2882	58.29	41.71
6	6	2014	6	18	6909	8.11	175	85151	4169	2740	60.34	39.66
6	15	2014	1	16	6909	8.11	176	85151	3667	3242	53.08	46.92
11	8	2014	7	16	6906	8.11	177	85151	3395	3511	49.16	50.84
4	19	2014	7	17	6905	8.11	178	85151	3384	3521	49.01	50.99
9	28	2014	1	16	6903	8.11	179	85151	3086	3817	44.71	55.29
8	16	2014	7	12	6902	8.11	180	85151	3165	3737	45.86	54.14
7	20	2014	1	17	6900	8.10	181	85151	3217	3683	46.62	53.38
7	27	2014	1	12	6897	8.10	182	85151	3296	3601	47.79	52.21
7	5	2014	7	15	6895	8.10	183	85151	3259	3636	47.27	52.73
9	28	2014	1	18	6893	8.10	184	85151	3132	3761	45.44	54.56
4	14	2014	2	17	6890	8.09	185	85151	3782	3108	54.89	45.11
12	26	2014	6	12	6889	8.09	186	85151	3237	3652	46.99	53.01
9	13	2014	7	11	6888	8.09	187	85151	3382	3506	49.10	50.90
8	10	2014	1	18	6880	8.08	188	85151	3140	3740	45.64	54.36
5	30	2014	6	18	6879	8.08	189	85151	3851	3028	55.98	44.02
11	30	2014	1	17	6879	8.08	190	85151	3514	3365	51.08	48.92
6	28	2014	7	16	6873	8.07	191	85151	3418	3455	49.73	50.27
8	10	2014	1	16	6873	8.07	192	85151	2990	3883	43.50	56.50
5	10	2014	7	15	6871	8.07	193	85151	3517	3354	51.19	48.81
12	24	2014	4	14	6867	8.06	194	85151	3670	3197	53.44	46.56
8	24	2014	1	17	6864	8.06	195	85151	3135	3729	45.67	54.33
4	11	2014	6	14	6862	8.06	196	85151	3603	3259	52.51	47.49
1	3	2014	6	16	6857	8.05	197	85151	3900	2957	56.88	43.12
11	8	2014	7	15	6857	8.05	198	85151	3206	3651	46.76	53.24
5	9	2014	6	18	6854	8.05	199	85151	3790	3064	55.30	44.70
7	19	2014	7	12	6854	8.05	200	85151	3278	3576	47.83	52.17

**SR 101 MP 361.81 MUD BAY ADC SITE R003E
K FOR PEAK 200 HOURS OF 2014**



AADT= 47358 K 30 FACTOR= 9.59 K 100 FACTOR= 9.16 K 200 FACTOR= 8.81 D 30 FACTOR= 55.74

**SR 101 MP 361.81 MUD BAY ADC SITE R003E
D % IN THE PEAK 200 HOURS OF 2014**



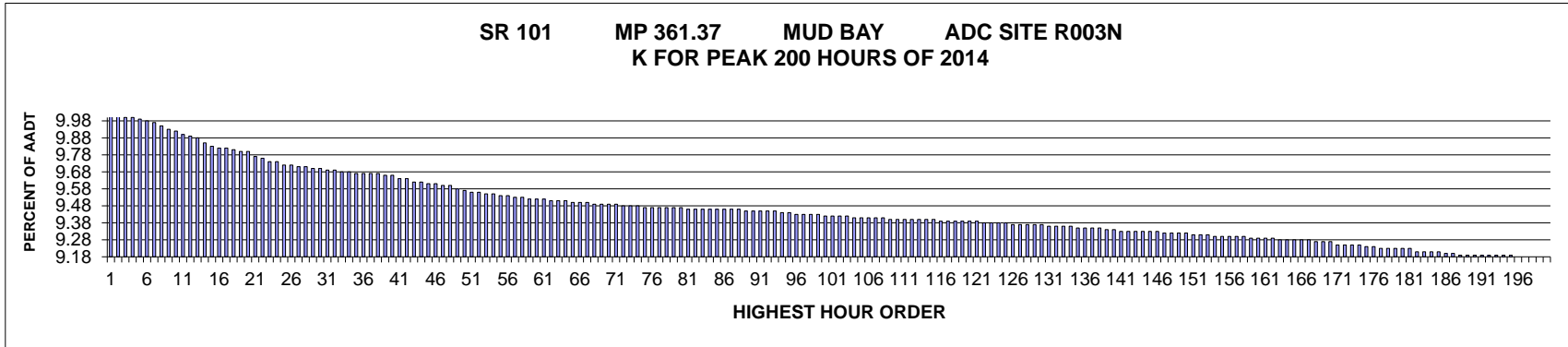
MO	DY	YR	DAY OF WK	HR	HR VOL	PERCENT OF AADT	HOUR NUMBER	AADT	EAST VOLUME	WEST VOLUME	PERCENT EAST IS OF TOTAL VOLUME	PERCENT WEST IS OF TOTAL VOLUME
8	1	2014	6	17	4829	10.20	1	47358	1880	2949	38.93	61.07
8	22	2014	6	17	4805	10.15	2	47358	1921	2884	39.98	60.02
8	17	2014	1	14	4789	10.11	3	47358	2703	2086	56.44	43.56
8	1	2014	6	16	4788	10.11	4	47358	1957	2831	40.87	59.13
8	15	2014	6	17	4778	10.09	5	47358	1769	3009	37.02	62.98
8	28	2014	5	17	4778	10.09	6	47358	1817	2961	38.03	61.97
8	10	2014	1	13	4776	10.08	7	47358	2569	2207	53.79	46.21
8	8	2014	6	18	4757	10.04	8	47358	1711	3046	35.97	64.03
8	17	2014	1	13	4751	10.03	9	47358	2670	2081	56.20	43.80
9	5	2014	6	18	4720	9.97	10	47358	1719	3001	36.42	63.58
8	8	2014	6	17	4713	9.95	11	47358	1782	2931	37.81	62.19
8	22	2014	6	18	4711	9.95	12	47358	1739	2972	36.91	63.09
10	3	2014	6	17	4703	9.93	13	47358	1970	2733	41.89	58.11

MO	DY	YR	DAY OF WK	HR	HR VOL	PERCENT OF AADT	HOUR NUMBER	AADT	EAST VOLUME	WEST VOLUME	PERCENT EAST IS OF TOTAL VOLUME	PERCENT WEST IS OF TOTAL VOLUME
8	15	2014	6	18	4699	9.92	14	47358	1762	2937	37.50	62.50
8	29	2014	6	16	4696	9.92	15	47358	1808	2888	38.50	61.50
8	1	2014	6	18	4653	9.83	16	47358	1808	2845	38.86	61.14
8	29	2014	6	17	4646	9.81	17	47358	1743	2903	37.52	62.48
10	3	2014	6	18	4643	9.80	18	47358	1902	2741	40.96	59.04
10	10	2014	6	17	4640	9.80	19	47358	1801	2839	38.81	61.19
8	8	2014	6	16	4638	9.79	20	47358	1849	2789	39.87	60.13
8	17	2014	1	15	4632	9.78	21	47358	2604	2028	56.22	43.78
8	24	2014	1	13	4627	9.77	22	47358	2624	2003	56.71	43.29
9	5	2014	6	17	4624	9.76	23	47358	1876	2748	40.57	59.43
8	15	2014	6	16	4621	9.76	24	47358	1849	2772	40.01	59.99
8	10	2014	1	14	4603	9.72	25	47358	2423	2180	52.64	47.36
8	9	2014	7	13	4596	9.70	26	47358	2064	2532	44.91	55.09
4	18	2014	6	17	4579	9.67	27	47358	1845	2734	40.29	59.71
4	18	2014	6	18	4578	9.67	28	47358	1684	2894	36.78	63.22
5	30	2014	6	18	4570	9.65	29	47358	1800	2770	39.39	60.61
8	1	2014	6	15	4544	9.59	30	47358	2011	2533	44.26	55.74
9	19	2014	6	17	4539	9.58	31	47358	1827	2712	40.25	59.75
8	7	2014	5	17	4536	9.58	32	47358	1829	2707	40.32	59.68
10	10	2014	6	18	4534	9.57	33	47358	1737	2797	38.31	61.69
8	22	2014	6	16	4530	9.57	34	47358	1888	2642	41.68	58.32
8	24	2014	1	14	4525	9.55	35	47358	2564	1961	56.66	43.34
5	2	2014	6	17	4523	9.55	36	47358	1916	2607	42.36	57.64
9	19	2014	6	18	4518	9.54	37	47358	1716	2802	37.98	62.02
11	7	2014	6	18	4504	9.51	38	47358	1772	2732	39.34	60.66
11	7	2014	6	17	4489	9.48	39	47358	1842	2647	41.03	58.97
5	23	2014	6	17	4487	9.47	40	47358	1659	2828	36.97	63.03
8	29	2014	6	15	4477	9.45	41	47358	1849	2628	41.30	58.70
8	3	2014	1	14	4475	9.45	42	47358	2416	2059	53.99	46.01
8	20	2014	4	17	4473	9.45	43	47358	1761	2712	39.37	60.63
5	30	2014	6	17	4471	9.44	44	47358	1786	2685	39.95	60.05
8	10	2014	1	15	4464	9.43	45	47358	2454	2010	54.97	45.03
5	23	2014	6	18	4456	9.41	46	47358	1418	3038	31.82	68.18
8	21	2014	5	18	4456	9.41	47	47358	1669	2787	37.46	62.54
8	24	2014	1	15	4450	9.40	48	47358	2523	1927	56.70	43.30
1	24	2014	6	17	4449	9.39	49	47358	1715	2734	38.55	61.45
8	7	2014	5	18	4448	9.39	50	47358	1810	2638	40.69	59.31
10	24	2014	6	17	4444	9.38	51	47358	1809	2635	40.71	59.29
9	26	2014	6	17	4441	9.38	52	47358	1740	2701	39.18	60.82
5	2	2014	6	18	4437	9.37	53	47358	1770	2667	39.89	60.11
8	15	2014	6	15	4428	9.35	54	47358	1914	2514	43.22	56.78
8	27	2014	4	17	4420	9.33	55	47358	1756	2664	39.73	60.27
8	27	2014	4	18	4420	9.33	56	47358	1695	2725	38.35	61.65
5	9	2014	6	18	4418	9.33	57	47358	1630	2788	36.89	63.11
8	3	2014	1	13	4418	9.33	58	47358	2460	1958	55.68	44.32
8	28	2014	5	18	4417	9.33	59	47358	1652	2765	37.40	62.60
8	8	2014	6	15	4414	9.32	60	47358	1935	2479	43.84	56.16
2	14	2014	6	18	4409	9.31	61	47358	1609	2800	36.49	63.51

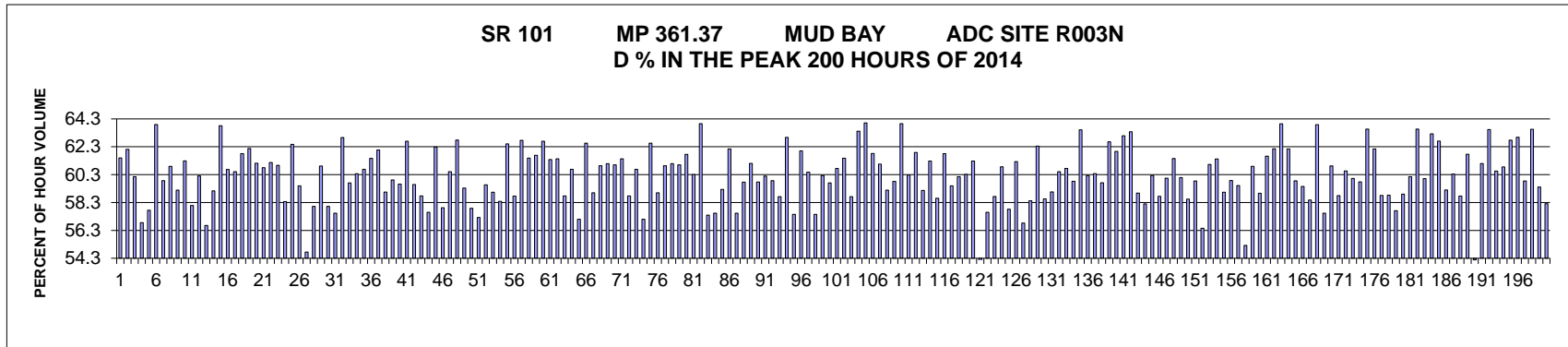
MO	DY	YR	DAY OF WK	HR	HR VOL	PERCENT OF AADT	HOUR NUMBER	AADT	EAST VOLUME	WEST VOLUME	PERCENT EAST IS OF TOTAL VOLUME	PERCENT WEST IS OF TOTAL VOLUME
2	26	2014	4	17	4408	9.31	62	47358	1727	2681	39.18	60.82
9	4	2014	5	17	4405	9.30	63	47358	1714	2691	38.91	61.09
3	21	2014	6	17	4403	9.30	64	47358	1726	2677	39.20	60.80
5	16	2014	6	17	4403	9.30	65	47358	1754	2649	39.84	60.16
8	14	2014	5	17	4402	9.30	66	47358	1700	2702	38.62	61.38
10	17	2014	6	17	4398	9.29	67	47358	1716	2682	39.02	60.98
11	14	2014	6	17	4397	9.28	68	47358	1810	2587	41.16	58.84
8	5	2014	3	18	4395	9.28	69	47358	1759	2636	40.02	59.98
8	29	2014	6	18	4392	9.27	70	47358	1638	2754	37.30	62.70
5	23	2014	6	16	4390	9.27	71	47358	1701	2689	38.75	61.25
10	10	2014	6	16	4385	9.26	72	47358	1843	2542	42.03	57.97
8	19	2014	3	17	4384	9.26	73	47358	1804	2580	41.15	58.85
2	28	2014	6	17	4382	9.25	74	47358	1794	2588	40.94	59.06
8	21	2014	5	17	4380	9.25	75	47358	1635	2745	37.33	62.67
8	16	2014	7	12	4379	9.25	76	47358	2035	2344	46.47	53.53
8	25	2014	2	17	4379	9.25	77	47358	1786	2593	40.79	59.21
2	21	2014	6	17	4378	9.24	78	47358	1707	2671	38.99	61.01
8	17	2014	1	16	4377	9.24	79	47358	2482	1895	56.71	43.29
8	26	2014	3	18	4375	9.24	80	47358	1667	2708	38.10	61.90
9	26	2014	6	18	4373	9.23	81	47358	1704	2669	38.97	61.03
8	1	2014	6	14	4372	9.23	82	47358	1928	2444	44.10	55.90
8	13	2014	4	17	4371	9.23	83	47358	1751	2620	40.06	59.94
8	13	2014	4	18	4369	9.23	84	47358	1636	2733	37.45	62.55
9	1	2014	2	13	4364	9.21	85	47358	2828	1536	64.80	35.20
3	12	2014	4	17	4362	9.21	86	47358	1917	2445	43.95	56.05
2	28	2014	6	18	4359	9.20	87	47358	1634	2725	37.49	62.51
5	1	2014	5	17	4359	9.20	88	47358	1825	2534	41.87	58.13
5	30	2014	6	16	4358	9.20	89	47358	1816	2542	41.67	58.33
10	9	2014	5	18	4357	9.20	90	47358	1662	2695	38.15	61.85
8	24	2014	1	16	4348	9.18	91	47358	2493	1855	57.34	42.66
3	14	2014	6	17	4347	9.18	92	47358	1688	2659	38.83	61.17
8	9	2014	7	15	4347	9.18	93	47358	1910	2437	43.94	56.06
8	20	2014	4	18	4344	9.17	94	47358	1691	2653	38.93	61.07
8	18	2014	2	18	4343	9.17	95	47358	1767	2576	40.69	59.31
2	26	2014	4	18	4342	9.17	96	47358	1577	2765	36.32	63.68
8	5	2014	3	17	4340	9.16	97	47358	1732	2608	39.91	60.09
8	12	2014	3	17	4340	9.16	98	47358	1714	2626	39.49	60.51
8	4	2014	2	18	4338	9.16	99	47358	1714	2624	39.51	60.49
8	3	2014	1	15	4337	9.16	100	47358	2382	1955	54.92	45.08
8	29	2014	6	14	4335	9.15	101	47358	1917	2418	44.22	55.78
8	18	2014	2	17	4334	9.15	102	47358	1793	2541	41.37	58.63
8	19	2014	3	18	4331	9.15	103	47358	1710	2621	39.48	60.52
9	11	2014	5	17	4329	9.14	104	47358	1794	2535	41.44	58.56
9	17	2014	4	18	4326	9.13	105	47358	1692	2634	39.11	60.89
5	15	2014	5	18	4325	9.13	106	47358	1655	2670	38.27	61.73
12	12	2014	6	17	4325	9.13	107	47358	1738	2587	40.18	59.82
8	26	2014	3	17	4324	9.13	108	47358	1760	2564	40.70	59.30
9	12	2014	6	17	4322	9.13	109	47358	1781	2541	41.21	58.79

MO	DY	YR	DAY OF WK	HR	HR VOL	PERCENT OF AADT	HOUR NUMBER	AADT	EAST VOLUME	WEST VOLUME	PERCENT EAST IS OF TOTAL VOLUME	PERCENT WEST IS OF TOTAL VOLUME
1	17	2014	6	17	4320	9.12	110	47358	1730	2590	40.05	59.95
12	17	2014	4	17	4320	9.12	111	47358	1773	2547	41.04	58.96
1	31	2014	6	17	4319	9.12	112	47358	1638	2681	37.93	62.07
10	2	2014	5	18	4318	9.12	113	47358	1703	2615	39.44	60.56
9	10	2014	4	18	4317	9.12	114	47358	1687	2630	39.08	60.92
10	3	2014	6	16	4317	9.12	115	47358	1868	2449	43.27	56.73
11	14	2014	6	18	4313	9.11	116	47358	1700	2613	39.42	60.58
8	9	2014	7	14	4310	9.10	117	47358	1946	2364	45.15	54.85
8	11	2014	2	18	4310	9.10	118	47358	1813	2497	42.06	57.94
10	24	2014	6	16	4307	9.09	119	47358	1788	2519	41.51	58.49
12	31	2014	4	17	4306	9.09	120	47358	1690	2616	39.25	60.75
8	10	2014	1	16	4305	9.09	121	47358	2545	1760	59.12	40.88
8	22	2014	6	15	4305	9.09	122	47358	1877	2428	43.60	56.40
9	3	2014	4	18	4304	9.09	123	47358	1641	2663	38.13	61.87
8	16	2014	7	13	4303	9.09	124	47358	1965	2338	45.67	54.33
2	14	2014	6	17	4302	9.08	125	47358	1720	2582	39.98	60.02
12	19	2014	6	17	4301	9.08	126	47358	1707	2594	39.69	60.31
8	17	2014	1	12	4298	9.08	127	47358	2361	1937	54.93	45.07
9	18	2014	5	18	4298	9.08	128	47358	1664	2634	38.72	61.28
9	2	2014	3	17	4293	9.06	129	47358	1717	2576	40.00	60.00
11	7	2014	6	16	4293	9.06	130	47358	1694	2599	39.46	60.54
12	22	2014	2	17	4292	9.06	131	47358	1623	2669	37.81	62.19
8	12	2014	3	18	4290	9.06	132	47358	1702	2588	39.67	60.33
10	24	2014	6	18	4289	9.06	133	47358	1638	2651	38.19	61.81
11	26	2014	4	16	4286	9.05	134	47358	1707	2579	39.83	60.17
5	16	2014	6	18	4283	9.04	135	47358	1663	2620	38.83	61.17
8	6	2014	4	17	4283	9.04	136	47358	1682	2601	39.27	60.73
9	5	2014	6	16	4281	9.04	137	47358	1698	2583	39.66	60.34
8	6	2014	4	18	4279	9.04	138	47358	1649	2630	38.54	61.46
9	3	2014	4	17	4277	9.03	139	47358	1718	2559	40.17	59.83
8	9	2014	7	12	4274	9.02	140	47358	1876	2398	43.89	56.11
9	25	2014	5	17	4269	9.01	141	47358	1720	2549	40.29	59.71
9	8	2014	2	17	4267	9.01	142	47358	1739	2528	40.75	59.25
9	10	2014	4	17	4267	9.01	143	47358	1772	2495	41.53	58.47
1	24	2014	6	18	4266	9.01	144	47358	1601	2665	37.53	62.47
4	25	2014	6	18	4265	9.01	145	47358	1702	2563	39.91	60.09
3	14	2014	6	18	4264	9.00	146	47358	1635	2629	38.34	61.66
5	22	2014	5	17	4264	9.00	147	47358	1724	2540	40.43	59.57
11	26	2014	4	17	4264	9.00	148	47358	1537	2727	36.05	63.95
9	17	2014	4	17	4263	9.00	149	47358	1716	2547	40.25	59.75
8	11	2014	2	17	4262	9.00	150	47358	1845	2417	43.29	56.71
8	14	2014	5	18	4261	9.00	151	47358	1631	2630	38.28	61.72
9	1	2014	2	15	4259	8.99	152	47358	2645	1614	62.10	37.90
5	15	2014	5	17	4257	8.99	153	47358	1728	2529	40.59	59.41
11	10	2014	2	17	4256	8.99	154	47358	1834	2422	43.09	56.91
4	25	2014	6	17	4255	8.98	155	47358	1775	2480	41.72	58.28
1	3	2014	6	17	4253	8.98	156	47358	1652	2601	38.84	61.16
3	28	2014	6	17	4253	8.98	157	47358	1695	2558	39.85	60.15

MO	DY	YR	DAY OF WK	HR	HR VOL	PERCENT OF AADT	HOUR NUMBER	AADT	EAST VOLUME	WEST VOLUME	PERCENT EAST IS OF TOTAL VOLUME	PERCENT WEST IS OF TOTAL VOLUME
10	31	2014	6	17	4243	8.96	158	47358	1767	2476	41.65	58.35
4	30	2014	4	17	4241	8.96	159	47358	1746	2495	41.17	58.83
9	9	2014	3	17	4241	8.96	160	47358	1719	2522	40.53	59.47
9	12	2014	6	18	4240	8.95	161	47358	1686	2554	39.76	60.24
10	8	2014	4	17	4240	8.95	162	47358	1717	2523	40.50	59.50
5	22	2014	5	18	4239	8.95	163	47358	1554	2685	36.66	63.34
8	1	2014	6	13	4238	8.95	164	47358	2046	2192	48.28	51.72
11	20	2014	5	17	4238	8.95	165	47358	1704	2534	40.21	59.79
3	21	2014	6	18	4237	8.95	166	47358	1560	2677	36.82	63.18
10	9	2014	5	17	4237	8.95	167	47358	1782	2455	42.06	57.94
5	9	2014	6	17	4235	8.94	168	47358	1695	2540	40.02	59.98
12	5	2014	6	17	4235	8.94	169	47358	1730	2505	40.85	59.15
10	6	2014	2	17	4231	8.93	170	47358	1740	2491	41.13	58.87
8	2	2014	7	13	4230	8.93	171	47358	1926	2304	45.53	54.47
8	29	2014	6	13	4227	8.93	172	47358	2048	2179	48.45	51.55
12	19	2014	6	16	4227	8.93	173	47358	1767	2460	41.80	58.20
9	2	2014	3	18	4226	8.92	174	47358	1585	2641	37.51	62.49
3	7	2014	6	17	4224	8.92	175	47358	1677	2547	39.70	60.30
10	1	2014	4	18	4216	8.90	176	47358	1628	2588	38.61	61.39
4	1	2014	3	17	4214	8.90	177	47358	1642	2572	38.97	61.03
5	29	2014	5	17	4206	8.88	178	47358	1718	2488	40.85	59.15
4	18	2014	6	16	4205	8.88	179	47358	1729	2476	41.12	58.88
5	16	2014	6	16	4204	8.88	180	47358	1785	2419	42.46	57.54
10	7	2014	3	18	4203	8.87	181	47358	1582	2621	37.64	62.36
3	28	2014	6	18	4201	8.87	182	47358	1493	2708	35.54	64.46
8	23	2014	7	13	4199	8.87	183	47358	1945	2254	46.32	53.68
3	13	2014	5	18	4198	8.86	184	47358	1586	2612	37.78	62.22
11	13	2014	5	17	4198	8.86	185	47358	1681	2517	40.04	59.96
5	21	2014	4	18	4197	8.86	186	47358	1614	2583	38.46	61.54
5	7	2014	4	17	4192	8.85	187	47358	1723	2469	41.10	58.90
8	24	2014	1	12	4191	8.85	188	47358	2495	1696	59.53	40.47
12	3	2014	4	17	4191	8.85	189	47358	1692	2499	40.37	59.63
10	2	2014	5	17	4188	8.84	190	47358	1659	2529	39.61	60.39
10	16	2014	5	17	4188	8.84	191	47358	1709	2479	40.81	59.19
9	1	2014	2	14	4187	8.84	192	47358	2618	1569	62.53	37.47
9	30	2014	3	18	4187	8.84	193	47358	1580	2607	37.74	62.26
5	26	2014	2	13	4185	8.84	194	47358	2789	1396	66.64	33.36
5	1	2014	5	18	4184	8.83	195	47358	1671	2513	39.94	60.06
4	4	2014	6	17	4179	8.82	196	47358	1667	2512	39.89	60.11
10	8	2014	4	18	4177	8.82	197	47358	1559	2618	37.32	62.68
4	30	2014	4	18	4174	8.81	198	47358	1638	2536	39.24	60.76
9	25	2014	5	18	4173	8.81	199	47358	1713	2460	41.05	58.95
11	18	2014	3	18	4172	8.81	200	47358	1492	2680	35.76	64.24



AADT= 30234 K 30 FACTOR= 9.70 K 100 FACTOR= 9.42 K 200 FACTOR= 9.18 D 30 FACTOR= 58.02



MO	DY	YR	DAY OF WK	HR	HR VOL	PERCENT OF AADT	HOUR NUMBER	AADT	NORTH VOLUME	SOUTH VOLUME	PERCENT NORTH IS OF TOTAL VOLUME	PERCENT SOUTH IS OF TOTAL VOLUME
8	28	2014	5	17	3047	10.08	1	30234	1173	1874	38.50	61.50
2	26	2014	4	17	3038	10.05	2	30234	1151	1887	37.89	62.11
9	17	2014	4	18	3024	10.00	3	30234	1205	1819	39.85	60.15
10	3	2014	6	18	3023	10.00	4	30234	1304	1719	43.14	56.86
10	3	2014	6	17	3020	9.99	5	30234	1276	1744	42.25	57.75
2	26	2014	4	18	3016	9.98	6	30234	1089	1927	36.11	63.89
10	2	2014	5	18	3013	9.97	7	30234	1209	1804	40.13	59.87
9	18	2014	5	18	3007	9.95	8	30234	1176	1831	39.11	60.89
8	1	2014	6	17	3002	9.93	9	30234	1225	1777	40.81	59.19
9	3	2014	4	18	2999	9.92	10	30234	1161	1838	38.71	61.29
5	2	2014	6	17	2992	9.90	11	30234	1254	1738	41.91	58.09
5	15	2014	5	18	2990	9.89	12	30234	1190	1800	39.80	60.20
8	1	2014	6	16	2986	9.88	13	30234	1294	1692	43.34	56.66

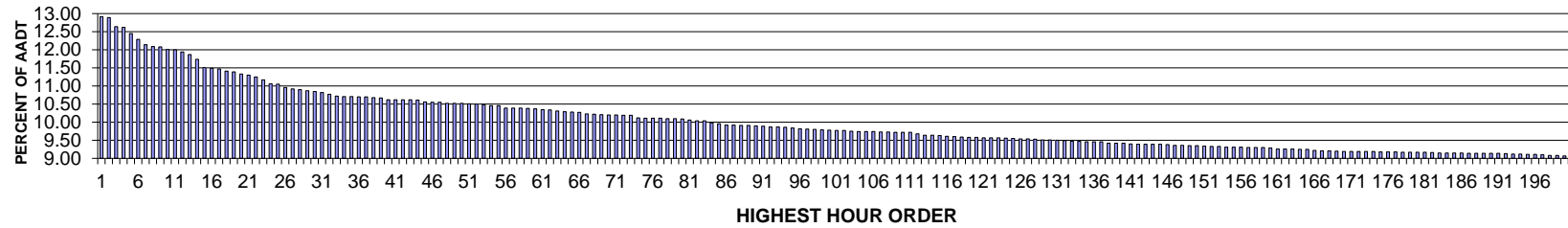
MO	DY	YR	DAY OF WK	HR	HR VOL	PERCENT OF AADT	HOUR NUMBER	AADT	NORTH VOLUME	SOUTH VOLUME	PERCENT NORTH IS OF TOTAL VOLUME	PERCENT SOUTH IS OF TOTAL VOLUME
9	19	2014	6	17	2978	9.85	14	30234	1217	1761	40.87	59.13
8	8	2014	6	18	2973	9.83	15	30234	1076	1897	36.19	63.81
6	9	2014	2	17	2970	9.82	16	30234	1168	1802	39.33	60.67
9	10	2014	4	18	2968	9.82	17	30234	1172	1796	39.49	60.51
8	5	2014	3	18	2967	9.81	18	30234	1133	1834	38.19	61.81
8	13	2014	4	18	2964	9.80	19	30234	1121	1843	37.82	62.18
1	24	2014	6	17	2963	9.80	20	30234	1152	1811	38.88	61.12
10	9	2014	5	18	2954	9.77	21	30234	1158	1796	39.20	60.80
4	18	2014	6	18	2951	9.76	22	30234	1146	1805	38.83	61.17
9	2	2014	3	17	2944	9.74	23	30234	1149	1795	39.03	60.97
12	17	2014	4	17	2944	9.74	24	30234	1226	1718	41.64	58.36
8	15	2014	6	17	2939	9.72	25	30234	1103	1836	37.53	62.47
8	1	2014	6	18	2938	9.72	26	30234	1190	1748	40.50	59.50
3	12	2014	4	17	2937	9.71	27	30234	1329	1608	45.25	54.75
9	5	2014	6	17	2937	9.71	28	30234	1233	1704	41.98	58.02
10	1	2014	4	18	2934	9.70	29	30234	1147	1787	39.09	60.91
11	7	2014	6	18	2932	9.70	30	30234	1231	1701	41.98	58.02
6	13	2014	6	17	2930	9.69	31	30234	1244	1686	42.46	57.54
8	28	2014	5	18	2929	9.69	32	30234	1085	1844	37.04	62.96
9	4	2014	5	17	2926	9.68	33	30234	1179	1747	40.29	59.71
9	19	2014	6	18	2926	9.68	34	30234	1160	1766	39.64	60.36
8	7	2014	5	17	2925	9.67	35	30234	1150	1775	39.32	60.68
9	5	2014	6	18	2925	9.67	36	30234	1127	1798	38.53	61.47
10	8	2014	4	18	2924	9.67	37	30234	1109	1815	37.93	62.07
5	30	2014	6	18	2923	9.67	38	30234	1197	1726	40.95	59.05
8	7	2014	5	18	2922	9.66	39	30234	1171	1751	40.08	59.92
8	22	2014	6	17	2920	9.66	40	30234	1179	1741	40.38	59.62
8	26	2014	3	18	2916	9.64	41	30234	1088	1828	37.31	62.69
11	20	2014	5	17	2915	9.64	42	30234	1178	1737	40.41	59.59
4	18	2014	6	17	2908	9.62	43	30234	1199	1709	41.23	58.77
10	24	2014	6	17	2908	9.62	44	30234	1233	1675	42.40	57.60
5	9	2014	6	18	2906	9.61	45	30234	1096	1810	37.72	62.28
10	10	2014	6	17	2905	9.61	46	30234	1222	1683	42.07	57.93
8	12	2014	3	18	2902	9.60	47	30234	1146	1756	39.49	60.51
9	2	2014	3	18	2902	9.60	48	30234	1080	1822	37.22	62.78
5	30	2014	6	17	2897	9.58	49	30234	1178	1719	40.66	59.34
5	1	2014	5	17	2892	9.57	50	30234	1218	1674	42.12	57.88
5	30	2014	6	16	2890	9.56	51	30234	1236	1654	42.77	57.23
9	25	2014	5	17	2889	9.56	52	30234	1168	1721	40.43	59.57
2	28	2014	6	17	2888	9.55	53	30234	1183	1705	40.96	59.04
5	29	2014	5	17	2888	9.55	54	30234	1202	1686	41.62	58.38
10	7	2014	3	18	2885	9.54	55	30234	1082	1803	37.50	62.50
5	2	2014	6	18	2883	9.54	56	30234	1189	1694	41.24	58.76
5	22	2014	5	18	2881	9.53	57	30234	1073	1808	37.24	62.76
9	30	2014	3	18	2880	9.53	58	30234	1109	1771	38.51	61.49
5	7	2014	4	18	2879	9.52	59	30234	1103	1776	38.31	61.69
11	20	2014	5	18	2879	9.52	60	30234	1074	1805	37.30	62.70
5	21	2014	4	18	2877	9.52	61	30234	1111	1766	38.62	61.38

MO	DY	YR	DAY OF WK	HR	HR VOL	PERCENT OF AADT	HOUR NUMBER	AADT	NORTH VOLUME	SOUTH VOLUME	PERCENT NORTH IS OF TOTAL VOLUME	PERCENT SOUTH IS OF TOTAL VOLUME
8	20	2014	4	18	2875	9.51	62	30234	1109	1766	38.57	61.43
11	14	2014	6	17	2874	9.51	63	30234	1185	1689	41.23	58.77
12	2	2014	3	17	2874	9.51	64	30234	1130	1744	39.32	60.68
11	7	2014	6	17	2872	9.50	65	30234	1232	1640	42.90	57.10
8	21	2014	5	18	2871	9.50	66	30234	1075	1796	37.44	62.56
9	25	2014	5	18	2871	9.50	67	30234	1177	1694	41.00	59.00
3	21	2014	6	17	2870	9.49	68	30234	1121	1749	39.06	60.94
6	3	2014	3	18	2870	9.49	69	30234	1117	1753	38.92	61.08
9	23	2014	3	18	2869	9.49	70	30234	1119	1750	39.00	61.00
6	12	2014	5	18	2868	9.49	71	30234	1097	1771	38.25	61.75
8	29	2014	6	16	2867	9.48	72	30234	1138	1729	39.69	60.31
4	1	2014	3	18	2866	9.48	73	30234	1033	1833	36.04	63.96
10	8	2014	4	17	2866	9.48	74	30234	1221	1645	42.60	57.40
9	16	2014	3	17	2864	9.47	75	30234	1216	1648	42.46	57.54
5	16	2014	6	18	2863	9.47	76	30234	1167	1696	40.76	59.24
5	27	2014	3	18	2863	9.47	77	30234	1084	1779	37.86	62.14
9	10	2014	4	17	2863	9.47	78	30234	1216	1647	42.47	57.53
9	26	2014	6	17	2863	9.47	79	30234	1152	1711	40.24	59.76
2	21	2014	6	17	2862	9.47	80	30234	1113	1749	38.89	61.11
8	27	2014	4	17	2861	9.46	81	30234	1151	1710	40.23	59.77
10	17	2014	6	17	2861	9.46	82	30234	1139	1722	39.81	60.19
11	13	2014	5	17	2861	9.46	83	30234	1148	1713	40.13	59.87
11	17	2014	2	17	2861	9.46	84	30234	1181	1680	41.28	58.72
8	27	2014	4	18	2860	9.46	85	30234	1059	1801	37.03	62.97
11	10	2014	2	17	2860	9.46	86	30234	1217	1643	42.55	57.45
4	30	2014	4	18	2859	9.46	87	30234	1086	1773	37.99	62.01
8	8	2014	6	17	2859	9.46	88	30234	1130	1729	39.52	60.48
10	31	2014	6	17	2858	9.45	89	30234	1216	1642	42.55	57.45
5	16	2014	6	17	2857	9.45	90	30234	1136	1721	39.76	60.24
5	23	2014	6	17	2857	9.45	91	30234	1151	1706	40.29	59.71
8	29	2014	6	17	2856	9.45	92	30234	1121	1735	39.25	60.75
9	8	2014	2	18	2856	9.45	93	30234	1100	1756	38.52	61.48
9	11	2014	5	17	2854	9.44	94	30234	1178	1676	41.28	58.72
10	21	2014	3	18	2854	9.44	95	30234	1044	1810	36.58	63.42
11	18	2014	3	18	2851	9.43	96	30234	1026	1825	35.99	64.01
6	5	2014	5	18	2850	9.43	97	30234	1088	1762	38.18	61.82
8	20	2014	4	17	2850	9.43	98	30234	1110	1740	38.95	61.05
9	3	2014	4	17	2850	9.43	99	30234	1163	1687	40.81	59.19
6	2	2014	2	17	2849	9.42	100	30234	1145	1704	40.19	59.81
4	29	2014	3	18	2847	9.42	101	30234	1026	1821	36.04	63.96
6	13	2014	6	18	2847	9.42	102	30234	1131	1716	39.73	60.27
8	15	2014	6	18	2847	9.42	103	30234	1085	1762	38.11	61.89
5	15	2014	5	17	2846	9.41	104	30234	1162	1684	40.83	59.17
8	19	2014	3	18	2846	9.41	105	30234	1102	1744	38.72	61.28
9	26	2014	6	18	2846	9.41	106	30234	1178	1668	41.39	58.61
3	13	2014	5	18	2844	9.41	107	30234	1086	1758	38.19	61.81
12	12	2014	6	17	2844	9.41	108	30234	1152	1692	40.51	59.49
4	1	2014	3	17	2843	9.40	109	30234	1133	1710	39.85	60.15

MO	DY	YR	DAY OF WK	HR	HR VOL	PERCENT OF AADT	HOUR NUMBER	AADT	NORTH VOLUME	SOUTH VOLUME	PERCENT NORTH IS OF TOTAL VOLUME	PERCENT SOUTH IS OF TOTAL VOLUME
8	12	2014	3	17	2843	9.40	110	30234	1128	1715	39.68	60.32
9	22	2014	2	18	2843	9.40	111	30234	1101	1742	38.73	61.27
10	3	2014	6	16	2843	9.40	112	30234	1313	1530	46.18	53.82
4	25	2014	6	17	2842	9.40	113	30234	1205	1637	42.40	57.60
6	5	2014	5	17	2842	9.40	114	30234	1173	1669	41.27	58.73
1	24	2014	6	18	2841	9.40	115	30234	1112	1729	39.14	60.86
5	21	2014	4	17	2840	9.39	116	30234	1198	1642	42.18	57.82
6	4	2014	4	18	2840	9.39	117	30234	1101	1739	38.77	61.23
10	9	2014	5	17	2840	9.39	118	30234	1226	1614	43.17	56.83
10	16	2014	5	17	2840	9.39	119	30234	1181	1659	41.58	58.42
2	14	2014	6	18	2839	9.39	120	30234	1069	1770	37.65	62.35
8	19	2014	3	17	2838	9.39	121	30234	1176	1662	41.44	58.56
6	6	2014	6	17	2836	9.38	122	30234	1161	1675	40.94	59.06
10	29	2014	4	17	2836	9.38	123	30234	1120	1716	39.49	60.51
11	14	2014	6	18	2836	9.38	124	30234	1113	1723	39.25	60.75
6	4	2014	4	17	2835	9.38	125	30234	1139	1696	40.18	59.82
3	11	2014	3	18	2834	9.37	126	30234	1034	1800	36.49	63.51
3	14	2014	6	17	2834	9.37	127	30234	1127	1707	39.77	60.23
9	9	2014	3	18	2834	9.37	128	30234	1123	1711	39.63	60.37
5	27	2014	3	17	2833	9.37	129	30234	1141	1692	40.28	59.72
8	14	2014	5	18	2833	9.37	130	30234	1058	1775	37.35	62.65
5	29	2014	5	18	2831	9.36	131	30234	1077	1754	38.04	61.96
8	22	2014	6	18	2831	9.36	132	30234	1045	1786	36.91	63.09
9	24	2014	4	18	2831	9.36	133	30234	1037	1794	36.63	63.37
9	9	2014	3	17	2830	9.36	134	30234	1161	1669	41.02	58.98
10	6	2014	2	17	2828	9.35	135	30234	1182	1646	41.80	58.20
10	16	2014	5	18	2827	9.35	136	30234	1124	1703	39.76	60.24
4	30	2014	4	17	2826	9.35	137	30234	1166	1660	41.26	58.74
8	13	2014	4	17	2826	9.35	138	30234	1129	1697	39.95	60.05
12	22	2014	2	17	2825	9.34	139	30234	1089	1736	38.55	61.45
6	6	2014	6	18	2824	9.34	140	30234	1127	1697	39.91	60.09
5	13	2014	3	17	2822	9.33	141	30234	1170	1652	41.46	58.54
8	5	2014	3	17	2822	9.33	142	30234	1133	1689	40.15	59.85
10	24	2014	6	16	2822	9.33	143	30234	1229	1593	43.55	56.45
4	21	2014	2	17	2820	9.33	144	30234	1099	1721	38.97	61.03
5	6	2014	3	17	2820	9.33	145	30234	1088	1732	38.58	61.42
12	19	2014	6	16	2820	9.33	146	30234	1155	1665	40.96	59.04
9	15	2014	2	18	2819	9.32	147	30234	1131	1688	40.12	59.88
11	19	2014	4	17	2819	9.32	148	30234	1141	1678	40.48	59.52
10	10	2014	6	16	2818	9.32	149	30234	1262	1556	44.78	55.22
12	15	2014	2	17	2818	9.32	150	30234	1102	1716	39.11	60.89
5	22	2014	5	17	2815	9.31	151	30234	1155	1660	41.03	58.97
8	6	2014	4	18	2815	9.31	152	30234	1080	1735	38.37	61.63
10	15	2014	4	18	2814	9.31	153	30234	1065	1749	37.85	62.15
3	18	2014	3	18	2813	9.30	154	30234	1014	1799	36.05	63.95
5	14	2014	4	18	2813	9.30	155	30234	1065	1748	37.86	62.14
12	19	2014	6	17	2813	9.30	156	30234	1129	1684	40.14	59.86
8	26	2014	3	17	2811	9.30	157	30234	1140	1671	40.55	59.45

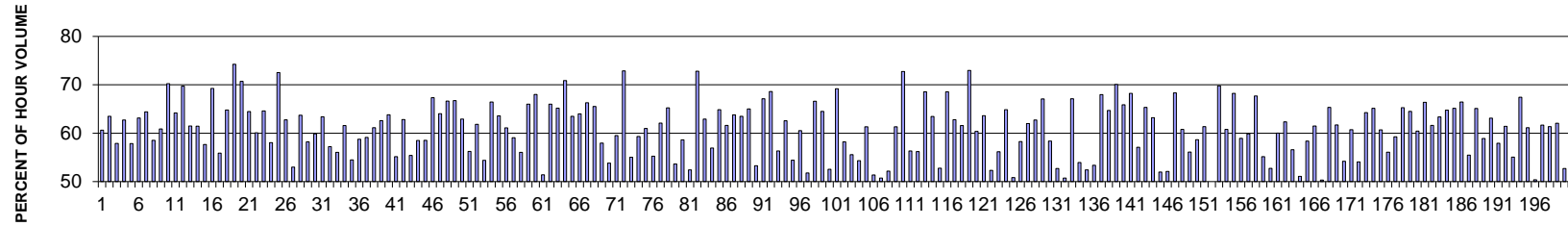
MO	DY	YR	DAY OF WK	HR	HR VOL	PERCENT OF AADT	HOUR NUMBER	AADT	NORTH VOLUME	SOUTH VOLUME	PERCENT NORTH IS OF TOTAL VOLUME	PERCENT SOUTH IS OF TOTAL VOLUME
11	12	2014	4	17	2811	9.30	158	30234	1167	1644	41.52	58.48
11	12	2014	4	18	2810	9.29	159	30234	1015	1795	36.12	63.88
11	18	2014	3	17	2810	9.29	160	30234	1193	1617	42.46	57.54
12	23	2014	3	17	2810	9.29	161	30234	1098	1712	39.07	60.93
8	15	2014	6	16	2808	9.29	162	30234	1157	1651	41.20	58.80
5	20	2014	3	18	2807	9.28	163	30234	1107	1700	39.44	60.56
8	25	2014	2	17	2807	9.28	164	30234	1122	1685	39.97	60.03
9	17	2014	4	17	2807	9.28	165	30234	1129	1678	40.22	59.78
11	4	2014	3	18	2807	9.28	166	30234	1023	1784	36.44	63.56
10	14	2014	3	18	2805	9.28	167	30234	1062	1743	37.86	62.14
9	8	2014	2	17	2804	9.27	168	30234	1155	1649	41.19	58.81
12	16	2014	3	17	2803	9.27	169	30234	1154	1649	41.17	58.83
5	7	2014	4	17	2802	9.27	170	30234	1185	1617	42.29	57.71
5	9	2014	6	17	2798	9.25	171	30234	1150	1648	41.10	58.90
6	3	2014	3	17	2798	9.25	172	30234	1115	1683	39.85	60.15
11	13	2014	5	18	2796	9.25	173	30234	1019	1777	36.44	63.56
12	1	2014	2	17	2796	9.25	174	30234	1118	1678	39.99	60.01
3	20	2014	5	18	2795	9.24	175	30234	1028	1767	36.78	63.22
11	26	2014	4	17	2794	9.24	176	30234	1042	1752	37.29	62.71
12	3	2014	4	17	2792	9.23	177	30234	1139	1653	40.80	59.20
5	1	2014	5	18	2791	9.23	178	30234	1107	1684	39.66	60.34
6	17	2014	3	17	2791	9.23	179	30234	1151	1640	41.24	58.76
3	24	2014	2	18	2790	9.23	180	30234	1067	1723	38.24	61.76
8	1	2014	6	15	2790	9.23	181	30234	1278	1512	45.81	54.19
3	14	2014	6	18	2786	9.21	182	30234	1084	1702	38.91	61.09
5	6	2014	3	18	2786	9.21	183	30234	1016	1770	36.47	63.53
8	14	2014	5	17	2786	9.21	184	30234	1099	1687	39.45	60.55
9	11	2014	5	18	2784	9.21	185	30234	1090	1694	39.15	60.85
8	21	2014	5	17	2783	9.20	186	30234	1036	1747	37.23	62.77
6	17	2014	3	18	2782	9.20	187	30234	1030	1752	37.02	62.98
4	15	2014	3	17	2779	9.19	188	30234	1116	1663	40.16	59.84
4	17	2014	5	18	2779	9.19	189	30234	1013	1766	36.45	63.55
10	28	2014	3	17	2779	9.19	190	30234	1128	1651	40.59	59.41
3	28	2014	6	17	2778	9.19	191	30234	1161	1617	41.79	58.21
8	4	2014	2	18	2778	9.19	192	30234	1054	1724	37.94	62.06
8	8	2014	6	16	2778	9.19	193	30234	1152	1626	41.47	58.53
6	9	2014	2	18	2777	9.19	194	30234	1119	1658	40.30	59.70
8	18	2014	2	18	2777	9.19	195	30234	1087	1690	39.14	60.86
3	21	2014	6	18	2776	9.18	196	30234	1037	1739	37.36	62.64
9	24	2014	4	17	2775	9.18	197	30234	1069	1706	38.52	61.48
10	10	2014	6	18	2775	9.18	198	30234	1115	1660	40.18	59.82
4	16	2014	4	17	2774	9.18	199	30234	1109	1665	39.98	60.02
10	14	2014	3	17	2774	9.18	200	30234	1171	1603	42.21	57.79

**SR 008 MP 20.67 MUD BAY ADC SITE R003W
K FOR PEAK 200 HOURS FOR 2014**



AADT= 17173 K 30 FACTOR= 10.85 K 100 FACTOR= 9.78 K 200 FACTOR= 9.07 D 30 FACTOR= 59.87

**SR 008 MP 20.67 MUD BAY ADC SITE R003W
D % IN THE PEAK 200 HOURS OF 2014**



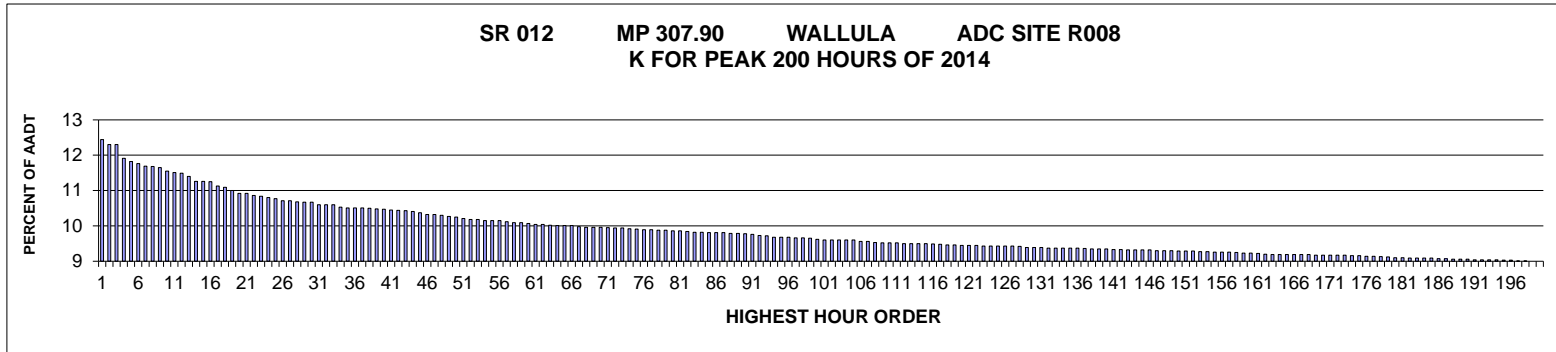
MO	DY	YR	DAY OF WK	HR	HR VOL	PERCENT OF AADT	HOUR NUMBER	AADT	EAST VOLUME	WEST VOLUME	PERCENT EAST IS OF TOTAL VOLUME	PERCENT WEST IS OF TOTAL VOLUME
8	17	2014	1	13	2217	12.91	1	17173	1344	873	60.62	39.38
8	17	2014	1	14	2214	12.89	2	17173	1406	808	63.50	36.50
8	10	2014	1	13	2170	12.64	3	17173	1256	914	57.88	42.12
8	24	2014	1	13	2167	12.62	4	17173	1359	808	62.71	37.29
8	10	2014	1	14	2138	12.45	5	17173	1237	901	57.86	42.14
8	17	2014	1	15	2110	12.29	6	17173	1332	778	63.13	36.87
8	24	2014	1	14	2084	12.14	7	17173	1342	742	64.40	35.60
8	3	2014	1	13	2076	12.09	8	17173	1215	861	58.53	41.47
8	3	2014	1	14	2075	12.08	9	17173	1263	812	60.87	39.13
9	1	2014	2	13	2062	12.01	10	17173	1448	614	70.22	29.78
8	24	2014	1	15	2061	12.00	11	17173	1323	738	64.19	35.81
9	1	2014	2	15	2051	11.94	12	17173	1430	621	69.72	30.28
8	10	2014	1	15	2038	11.87	13	17173	1253	785	61.48	38.52

MO	DY	YR	DAY OF WK	HR	HR VOL	PERCENT OF AADT	HOUR NUMBER	AADT	EAST VOLUME	WEST VOLUME	PERCENT EAST IS OF TOTAL VOLUME	PERCENT WEST IS OF TOTAL VOLUME
8	3	2014	1	15	2016	11.74	14	17173	1239	777	61.46	38.54
8	9	2014	7	13	1977	11.51	15	17173	837	1140	42.34	57.66
9	1	2014	2	14	1973	11.49	16	17173	1366	607	69.23	30.77
8	17	2014	1	12	1970	11.47	17	17173	1101	869	55.89	44.11
8	10	2014	1	16	1960	11.41	18	17173	1270	690	64.80	35.20
5	26	2014	2	13	1956	11.39	19	17173	1452	504	74.23	25.77
9	1	2014	2	12	1946	11.33	20	17173	1376	570	70.71	29.29
8	17	2014	1	16	1940	11.30	21	17173	1251	689	64.48	35.52
8	24	2014	1	12	1932	11.25	22	17173	1161	771	60.09	39.91
8	24	2014	1	16	1918	11.17	23	17173	1239	679	64.60	35.40
8	29	2014	6	14	1900	11.06	24	17173	797	1103	41.95	58.05
5	26	2014	2	14	1898	11.05	25	17173	1376	522	72.50	27.50
8	22	2014	6	18	1883	10.96	26	17173	701	1182	37.23	62.77
8	10	2014	1	12	1876	10.92	27	17173	994	882	52.99	47.01
8	29	2014	6	16	1871	10.90	28	17173	679	1192	36.29	63.71
8	16	2014	7	12	1866	10.87	29	17173	780	1086	41.80	58.20
8	22	2014	6	17	1864	10.85	30	17173	748	1116	40.13	59.87
8	15	2014	6	18	1858	10.82	31	17173	680	1178	36.60	63.40
8	2	2014	7	13	1849	10.77	32	17173	791	1058	42.78	57.22
8	23	2014	7	12	1841	10.72	33	17173	809	1032	43.94	56.06
8	8	2014	6	16	1840	10.71	34	17173	707	1133	38.42	61.58
8	23	2014	7	13	1839	10.71	35	17173	837	1002	45.51	54.49
8	9	2014	7	15	1838	10.70	36	17173	758	1080	41.24	58.76
8	22	2014	6	16	1837	10.70	37	17173	751	1086	40.88	59.12
8	15	2014	6	16	1834	10.68	38	17173	713	1121	38.88	61.12
8	15	2014	6	17	1832	10.67	39	17173	685	1147	37.39	62.61
8	1	2014	6	17	1824	10.62	40	17173	660	1164	36.18	63.82
8	3	2014	1	12	1824	10.62	41	17173	1006	818	55.15	44.85
8	29	2014	6	15	1824	10.62	42	17173	678	1146	37.17	62.83
8	29	2014	6	13	1823	10.62	43	17173	813	1010	44.60	55.40
8	22	2014	6	15	1822	10.61	44	17173	756	1066	41.49	58.51
8	8	2014	6	15	1814	10.56	45	17173	752	1062	41.46	58.54
8	3	2014	1	16	1812	10.55	46	17173	1220	592	67.33	32.67
8	8	2014	6	17	1812	10.55	47	17173	652	1160	35.98	64.02
8	10	2014	1	17	1807	10.52	48	17173	1204	603	66.63	33.37
9	7	2014	1	13	1807	10.52	49	17173	1206	601	66.74	33.26
8	1	2014	6	16	1806	10.52	50	17173	670	1136	37.10	62.90
8	9	2014	7	14	1805	10.51	51	17173	790	1015	43.77	56.23
8	9	2014	7	12	1803	10.50	52	17173	688	1115	38.16	61.84
8	16	2014	7	13	1800	10.48	53	17173	821	979	45.61	54.39
9	7	2014	1	14	1797	10.46	54	17173	1194	603	66.44	33.56
8	8	2014	6	18	1796	10.46	55	17173	654	1142	36.41	63.59
8	2	2014	7	12	1784	10.39	56	17173	694	1090	38.90	61.10
8	15	2014	6	15	1784	10.39	57	17173	730	1054	40.92	59.08
8	23	2014	7	15	1784	10.39	58	17173	784	1000	43.95	56.05
9	7	2014	1	15	1783	10.38	59	17173	1177	606	66.01	33.99
5	24	2014	7	11	1781	10.37	60	17173	570	1211	32.00	68.00
5	31	2014	7	12	1778	10.35	61	17173	864	914	48.59	51.41

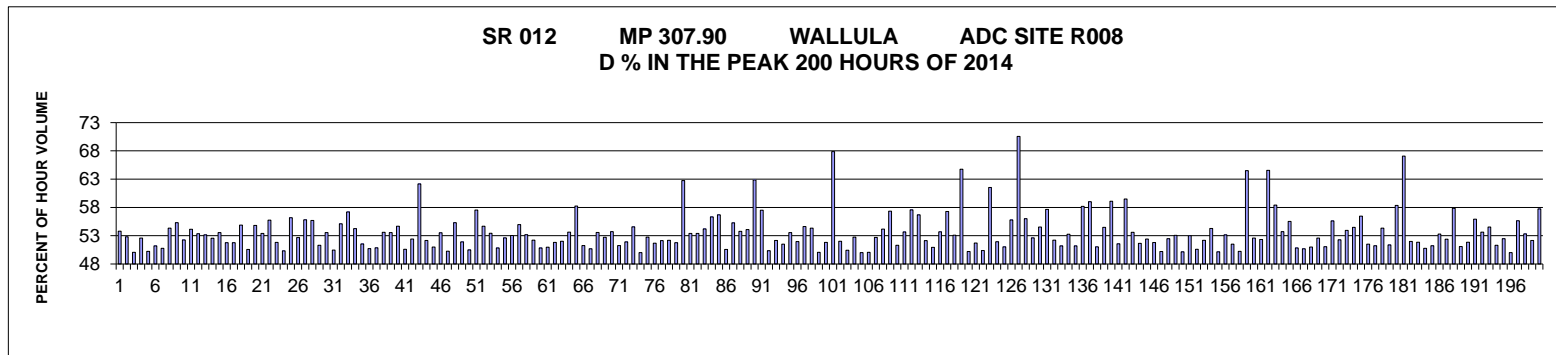
MO	DY	YR	DAY OF WK	HR	HR VOL	PERCENT OF AADT	HOUR NUMBER	AADT	EAST VOLUME	WEST VOLUME	PERCENT EAST IS OF TOTAL VOLUME	PERCENT WEST IS OF TOTAL VOLUME
9	5	2014	6	18	1776	10.34	62	17173	604	1172	34.01	65.99
8	29	2014	6	17	1771	10.31	63	17173	617	1154	34.84	65.16
4	20	2014	1	15	1767	10.29	64	17173	1252	515	70.85	29.15
8	1	2014	6	18	1766	10.28	65	17173	645	1121	36.52	63.48
10	10	2014	6	18	1764	10.27	66	17173	635	1129	36.00	64.00
10	10	2014	6	17	1756	10.23	67	17173	592	1164	33.71	66.29
9	1	2014	2	16	1755	10.22	68	17173	1150	605	65.53	34.47
8	1	2014	6	15	1753	10.21	69	17173	737	1016	42.04	57.96
8	30	2014	7	13	1752	10.20	70	17173	809	943	46.18	53.82
8	2	2014	7	14	1751	10.20	71	17173	709	1042	40.49	59.51
5	26	2014	2	15	1750	10.19	72	17173	1275	475	72.86	27.14
8	15	2014	6	14	1750	10.19	73	17173	787	963	44.97	55.03
8	16	2014	7	15	1738	10.12	74	17173	707	1031	40.68	59.32
8	9	2014	7	11	1737	10.11	75	17173	678	1059	39.03	60.97
8	22	2014	6	14	1736	10.11	76	17173	777	959	44.76	55.24
8	23	2014	7	11	1736	10.11	77	17173	658	1078	37.90	62.10
8	24	2014	1	17	1735	10.10	78	17173	1132	603	65.24	34.76
8	30	2014	7	14	1734	10.10	79	17173	804	930	46.37	53.63
8	16	2014	7	14	1733	10.09	80	17173	717	1016	41.37	58.63
8	2	2014	7	16	1728	10.06	81	17173	822	906	47.57	52.43
5	23	2014	6	18	1725	10.04	82	17173	469	1256	27.19	72.81
8	1	2014	6	19	1725	10.04	83	17173	640	1085	37.10	62.90
8	1	2014	6	14	1714	9.98	84	17173	738	976	43.06	56.94
5	24	2014	7	12	1711	9.96	85	17173	601	1110	35.13	64.87
4	18	2014	6	17	1703	9.92	86	17173	654	1049	38.40	61.60
8	17	2014	1	17	1703	9.92	87	17173	1086	617	63.77	36.23
8	2	2014	7	11	1701	9.91	88	17173	621	1080	36.51	63.49
8	3	2014	1	17	1701	9.91	89	17173	1106	595	65.02	34.98
8	1	2014	6	13	1700	9.90	90	17173	794	906	46.71	53.29
9	7	2014	1	16	1699	9.89	91	17173	1140	559	67.10	32.90
3	30	2014	1	14	1695	9.87	92	17173	1163	532	68.61	31.39
8	2	2014	7	15	1695	9.87	93	17173	740	955	43.66	56.34
9	6	2014	7	12	1694	9.86	94	17173	634	1060	37.43	62.57
12	31	2014	4	17	1690	9.84	95	17173	770	920	45.56	54.44
9	6	2014	7	13	1687	9.82	96	17173	666	1021	39.48	60.52
5	31	2014	7	13	1684	9.81	97	17173	872	812	51.78	48.22
5	23	2014	6	16	1683	9.80	98	17173	562	1121	33.39	66.61
8	29	2014	6	18	1681	9.79	99	17173	597	1084	35.51	64.49
8	22	2014	6	13	1680	9.78	100	17173	797	883	47.44	52.56
5	18	2014	1	14	1678	9.77	101	17173	1161	517	69.19	30.81
10	3	2014	6	17	1678	9.77	102	17173	701	977	41.78	58.22
8	8	2014	6	14	1675	9.75	103	17173	744	931	44.42	55.58
8	30	2014	7	12	1673	9.74	104	17173	764	909	45.67	54.33
9	5	2014	6	17	1673	9.74	105	17173	647	1026	38.67	61.33
8	11	2014	2	13	1672	9.74	106	17173	813	859	48.62	51.38
8	10	2014	1	11	1671	9.73	107	17173	848	823	50.75	49.25
8	15	2014	6	13	1671	9.73	108	17173	799	872	47.82	52.18
8	28	2014	5	17	1670	9.72	109	17173	646	1024	38.68	61.32

MO	DY	YR	DAY OF WK	HR	HR VOL	PERCENT OF AADT	HOUR NUMBER	AADT	EAST VOLUME	WEST VOLUME	PERCENT EAST IS OF TOTAL VOLUME	PERCENT WEST IS OF TOTAL VOLUME
4	20	2014	1	16	1669	9.72	110	17173	1214	455	72.74	27.26
8	23	2014	7	14	1669	9.72	111	17173	729	940	43.68	56.32
8	23	2014	7	18	1663	9.68	112	17173	935	728	56.22	43.78
3	30	2014	1	13	1656	9.64	113	17173	1135	521	68.54	31.46
9	6	2014	7	11	1656	9.64	114	17173	605	1051	36.53	63.47
8	29	2014	6	12	1654	9.63	115	17173	781	873	47.22	52.78
5	23	2014	6	17	1650	9.61	116	17173	519	1131	31.45	68.55
5	30	2014	6	18	1648	9.60	117	17173	613	1035	37.20	62.80
8	22	2014	6	19	1647	9.59	118	17173	633	1014	38.43	61.57
5	26	2014	2	12	1646	9.58	119	17173	1201	445	72.96	27.04
8	30	2014	7	15	1645	9.58	120	17173	652	993	39.64	60.36
5	24	2014	7	13	1643	9.57	121	17173	598	1045	36.40	63.60
8	15	2014	6	12	1643	9.57	122	17173	783	860	47.66	52.34
8	31	2014	1	13	1643	9.57	123	17173	923	720	56.18	43.82
9	7	2014	1	17	1642	9.56	124	17173	1065	577	64.86	35.14
8	4	2014	2	13	1640	9.55	125	17173	834	806	50.85	49.15
8	16	2014	7	11	1639	9.54	126	17173	684	955	41.73	58.27
11	7	2014	6	17	1639	9.54	127	17173	623	1016	38.01	61.99
10	3	2014	6	18	1636	9.53	128	17173	610	1026	37.29	62.71
9	1	2014	2	17	1634	9.51	129	17173	1096	538	67.07	32.93
4	13	2014	1	15	1633	9.51	130	17173	953	680	58.36	41.64
8	9	2014	7	16	1632	9.50	131	17173	772	860	47.30	52.70
5	31	2014	7	14	1630	9.49	132	17173	827	803	50.74	49.26
4	18	2014	6	18	1627	9.47	133	17173	535	1092	32.88	67.12
8	17	2014	1	11	1627	9.47	134	17173	878	749	53.96	46.04
8	23	2014	7	16	1625	9.46	135	17173	773	852	47.57	52.43
8	8	2014	6	13	1624	9.46	136	17173	757	867	46.61	53.39
8	10	2014	1	18	1624	9.46	137	17173	1104	520	67.98	32.02
9	19	2014	6	18	1618	9.42	138	17173	571	1047	35.29	64.71
8	10	2014	1	19	1617	9.42	139	17173	1133	484	70.07	29.93
9	21	2014	1	13	1617	9.42	140	17173	1065	552	65.86	34.14
4	20	2014	1	14	1614	9.40	141	17173	1101	513	68.22	31.78
8	7	2014	5	17	1613	9.39	142	17173	692	921	42.90	57.10
8	15	2014	6	19	1613	9.39	143	17173	559	1054	34.66	65.34
5	23	2014	6	15	1612	9.39	144	17173	593	1019	36.79	63.21
8	11	2014	2	14	1612	9.39	145	17173	774	838	48.01	51.99
8	16	2014	7	16	1610	9.38	146	17173	771	839	47.89	52.11
9	7	2014	1	18	1607	9.36	147	17173	1098	509	68.33	31.67
12	31	2014	4	13	1607	9.36	148	17173	630	977	39.20	60.80
5	31	2014	7	11	1606	9.35	149	17173	705	901	43.90	56.10
8	20	2014	4	17	1606	9.35	150	17173	664	942	41.34	58.66
8	21	2014	5	18	1604	9.34	151	17173	620	984	38.65	61.35
8	18	2014	2	14	1602	9.33	152	17173	801	801	50.00	50.00
10	12	2014	1	14	1602	9.33	153	17173	1118	484	69.79	30.21
4	19	2014	7	14	1599	9.31	154	17173	972	627	60.79	39.21
8	3	2014	1	18	1598	9.31	155	17173	1090	508	68.21	31.79
9	12	2014	6	17	1598	9.31	156	17173	656	942	41.05	58.95
2	14	2014	6	17	1597	9.30	157	17173	641	956	40.14	59.86

MO	DY	YR	DAY OF WK	HR	HR VOL	PERCENT OF AADT	HOUR NUMBER	AADT	EAST VOLUME	WEST VOLUME	PERCENT EAST IS OF TOTAL VOLUME	PERCENT WEST IS OF TOTAL VOLUME
5	18	2014	1	15	1597	9.30	158	17173	1081	516	67.69	32.31
8	7	2014	5	16	1597	9.30	159	17173	716	881	44.83	55.17
8	11	2014	2	17	1595	9.29	160	17173	754	841	47.27	52.73
5	30	2014	6	17	1591	9.26	161	17173	636	955	39.97	60.03
8	14	2014	5	17	1591	9.26	162	17173	599	992	37.65	62.35
10	10	2014	6	14	1590	9.26	163	17173	690	900	43.40	56.60
8	11	2014	2	15	1589	9.25	164	17173	777	812	48.90	51.10
4	13	2014	1	14	1588	9.25	165	17173	927	661	58.38	41.62
9	5	2014	6	16	1584	9.22	166	17173	610	974	38.51	61.49
8	4	2014	2	14	1582	9.21	167	17173	796	786	50.32	49.68
8	29	2014	6	19	1581	9.21	168	17173	548	1033	34.66	65.34
5	23	2014	6	14	1580	9.20	169	17173	605	975	38.29	61.71
4	13	2014	1	13	1579	9.19	170	17173	856	723	54.21	45.79
8	27	2014	4	17	1579	9.19	171	17173	620	959	39.27	60.73
8	31	2014	1	14	1579	9.19	172	17173	854	725	54.08	45.92
8	17	2014	1	18	1578	9.19	173	17173	1014	564	64.26	35.74
11	7	2014	6	18	1578	9.19	174	17173	550	1028	34.85	65.15
5	11	2014	1	14	1577	9.18	175	17173	957	620	60.68	39.32
8	11	2014	2	18	1576	9.18	176	17173	692	884	43.91	56.09
10	10	2014	6	15	1576	9.18	177	17173	642	934	40.74	59.26
10	24	2014	6	18	1575	9.17	178	17173	547	1028	34.73	65.27
11	7	2014	6	16	1575	9.17	179	17173	559	1016	35.49	64.51
1	17	2014	6	17	1574	9.17	180	17173	623	951	39.58	60.42
9	5	2014	6	19	1574	9.17	181	17173	529	1045	33.61	66.39
10	10	2014	6	16	1573	9.16	182	17173	604	969	38.40	61.60
1	31	2014	6	17	1572	9.15	183	17173	576	996	36.64	63.36
2	14	2014	6	18	1572	9.15	184	17173	554	1018	35.24	64.76
9	26	2014	6	18	1572	9.15	185	17173	548	1024	34.86	65.14
5	24	2014	7	14	1571	9.15	186	17173	527	1044	33.55	66.45
8	18	2014	2	17	1570	9.14	187	17173	699	871	44.52	55.48
8	24	2014	1	18	1570	9.14	188	17173	1022	548	65.10	34.90
8	27	2014	4	18	1570	9.14	189	17173	645	925	41.08	58.92
9	14	2014	1	13	1570	9.14	190	17173	991	579	63.12	36.88
8	4	2014	2	18	1569	9.14	191	17173	660	909	42.07	57.93
8	21	2014	5	17	1568	9.13	192	17173	605	963	38.58	61.42
8	18	2014	2	18	1567	9.12	193	17173	704	863	44.93	55.07
10	12	2014	1	13	1566	9.12	194	17173	1056	510	67.43	32.57
5	2	2014	6	18	1564	9.11	195	17173	608	956	38.87	61.13
8	31	2014	1	12	1564	9.11	196	17173	788	776	50.38	49.62
10	5	2014	1	13	1563	9.10	197	17173	964	599	61.68	38.32
4	20	2014	1	13	1560	9.08	198	17173	957	603	61.35	38.65
10	24	2014	6	17	1560	9.08	199	17173	592	968	37.95	62.05



AADT= 6946 K 30 FACTOR= 10.97 K 100 FACTOR= 9.92 K 200 FACTOR= 9.3 D 30 FACTOR= 53.54



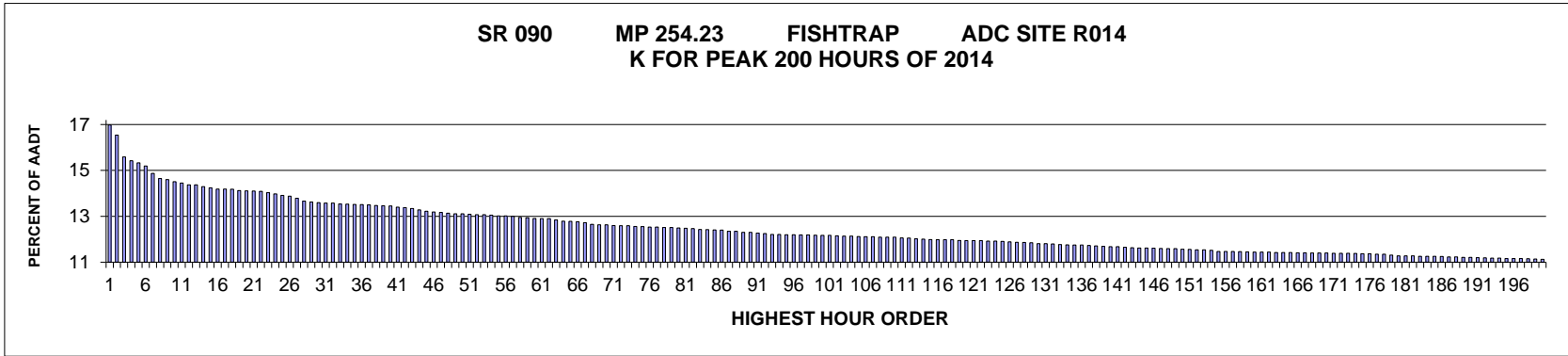
MO	DY	YR	DAY OF WK	HR	HR VOL	PERCENT OF AADT	HOUR NUMBER	AADT	EAST VOLUME	WEST VOLUME	PERCENT EAST IS OF TOTAL VOLUME	PERCENT WEST IS OF TOTAL VOLUME
5	23	2014	6	16	885	12.74	1	6946	476	409	53.79	46.21
9	12	2014	6	17	875	12.60	2	6946	462	413	52.80	47.20
9	26	2014	6	17	875	12.60	3	6946	438	437	50.06	49.94
6	13	2014	6	16	848	12.21	4	6946	446	402	52.59	47.41
10	10	2014	6	17	842	12.12	5	6946	423	419	50.24	49.76
9	19	2014	6	17	838	12.06	6	6946	429	409	51.19	48.81
5	23	2014	6	17	833	11.99	7	6946	423	410	50.78	49.22
10	24	2014	6	17	832	11.98	8	6946	452	380	54.33	45.67
9	12	2014	6	18	830	11.95	9	6946	459	371	55.30	44.70
11	7	2014	6	17	823	11.85	10	6946	430	393	52.25	47.75
10	17	2014	6	17	820	11.81	11	6946	444	376	54.15	45.85
6	13	2014	6	17	819	11.79	12	6946	437	382	53.36	46.64
11	7	2014	6	16	813	11.70	13	6946	432	381	53.14	46.86
10	10	2014	6	16	803	11.56	14	6946	422	381	52.55	47.45
11	26	2014	4	16	803	11.56	15	6946	430	373	53.55	46.45
6	27	2014	6	17	802	11.55	16	6946	415	387	51.75	48.25
5	16	2014	6	16	794	11.43	17	6946	411	383	51.76	48.24

MO	DY	YR	DAY OF WK	HR	HR VOL	PERCENT OF AADT	HOUR NUMBER	AADT	EAST VOLUME	WEST VOLUME	PERCENT EAST IS OF TOTAL VOLUME	PERCENT WEST IS OF TOTAL VOLUME
8	29	2014	6	16	791	11.39	18	6946	434	357	54.87	45.13
10	3	2014	6	17	785	11.30	19	6946	388	397	49.43	50.57
5	9	2014	6	17	779	11.22	20	6946	427	352	54.81	45.19
5	23	2014	6	18	779	11.22	21	6946	416	363	53.40	46.60
10	17	2014	6	18	775	11.16	22	6946	432	343	55.74	44.26
6	27	2014	6	16	774	11.14	23	6946	401	373	51.81	48.19
10	3	2014	6	16	771	11.10	24	6946	388	383	50.32	49.68
8	29	2014	6	18	769	11.07	25	6946	432	337	56.18	43.82
9	5	2014	6	16	765	11.01	26	6946	403	362	52.68	47.32
9	5	2014	6	17	765	11.01	27	6946	427	338	55.82	44.18
8	29	2014	6	17	763	10.98	28	6946	425	338	55.70	44.30
9	12	2014	6	16	762	10.97	29	6946	391	371	51.31	48.69
9	19	2014	6	16	762	10.97	30	6946	408	354	53.54	46.46
5	30	2014	6	16	757	10.90	31	6946	382	375	50.46	49.54
6	6	2014	6	16	757	10.90	32	6946	417	340	55.09	44.91
10	24	2014	6	16	757	10.90	33	6946	433	324	57.20	42.80
6	6	2014	6	17	752	10.83	34	6946	408	344	54.26	45.74
5	9	2014	6	16	751	10.81	35	6946	364	387	48.47	51.53
6	13	2014	6	15	751	10.81	36	6946	370	381	49.27	50.73
7	25	2014	6	17	751	10.81	37	6946	369	382	49.13	50.87
7	3	2014	5	17	750	10.80	38	6946	348	402	46.40	53.60
5	2	2014	6	17	749	10.78	39	6946	401	348	53.54	46.46
4	25	2014	6	17	748	10.77	40	6946	409	339	54.68	45.32
7	3	2014	5	16	747	10.75	41	6946	369	378	49.40	50.60
5	16	2014	6	17	746	10.74	42	6946	391	355	52.41	47.59
6	15	2014	1	15	745	10.73	43	6946	282	463	37.85	62.15
9	26	2014	6	16	744	10.71	44	6946	356	388	47.85	52.15
6	20	2014	6	17	741	10.67	45	6946	378	363	51.01	48.99
7	25	2014	6	16	738	10.62	46	6946	395	343	53.52	46.48
8	8	2014	6	16	738	10.62	47	6946	371	367	50.27	49.73
9	19	2014	6	18	736	10.60	48	6946	407	329	55.30	44.70
5	23	2014	6	15	734	10.57	49	6946	353	381	48.09	51.91
10	17	2014	6	16	733	10.55	50	6946	370	363	50.48	49.52
6	12	2014	5	17	730	10.51	51	6946	310	420	42.47	57.53
5	2	2014	6	16	728	10.48	52	6946	398	330	54.67	45.33
9	11	2014	5	17	728	10.48	53	6946	389	339	53.43	46.57
4	25	2014	6	16	726	10.45	54	6946	357	369	49.17	50.83
8	22	2014	6	17	726	10.45	55	6946	382	344	52.62	47.38
9	26	2014	6	18	726	10.45	56	6946	385	341	53.03	46.97
6	15	2014	1	16	724	10.42	57	6946	326	398	45.03	54.97
7	11	2014	6	16	722	10.39	58	6946	384	338	53.19	46.81
10	3	2014	6	15	722	10.39	59	6946	345	377	47.78	52.22
4	4	2014	6	17	720	10.37	60	6946	354	366	49.17	50.83
8	7	2014	5	16	718	10.34	61	6946	366	352	50.97	49.03
8	28	2014	5	17	718	10.34	62	6946	372	346	51.81	48.19
11	26	2014	4	15	717	10.32	63	6946	373	344	52.02	47.98
8	22	2014	6	15	716	10.31	64	6946	332	384	46.37	53.63
10	3	2014	6	18	716	10.31	65	6946	417	299	58.24	41.76
12	19	2014	6	17	716	10.31	66	6946	367	349	51.26	48.74
2	14	2014	6	17	714	10.28	67	6946	362	352	50.70	49.30
4	11	2014	6	17	713	10.26	68	6946	382	331	53.58	46.42
9	26	2014	6	15	713	10.26	69	6946	337	376	47.27	52.73

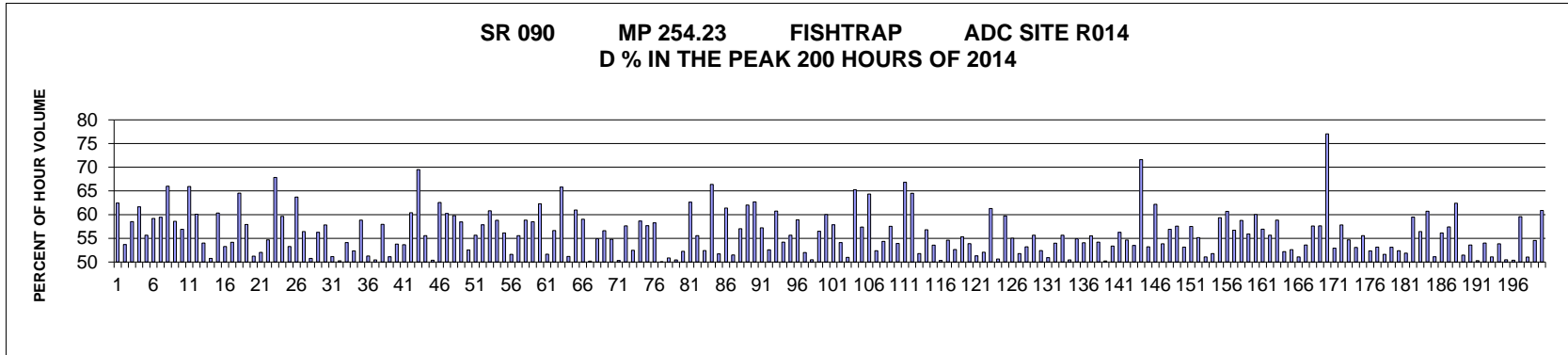
MO	DY	YR	DAY OF WK	HR	HR VOL	PERCENT OF AADT	HOUR NUMBER	AADT	EAST VOLUME	WEST VOLUME	PERCENT EAST IS OF TOTAL VOLUME	PERCENT WEST IS OF TOTAL VOLUME
10	10	2014	6	18	713	10.26	70	6946	383	330	53.72	46.28
3	14	2014	6	17	712	10.25	71	6946	365	347	51.26	48.74
7	25	2014	6	18	711	10.24	72	6946	369	342	51.90	48.10
11	26	2014	4	17	711	10.24	73	6946	388	323	54.57	45.43
2	14	2014	6	16	710	10.22	74	6946	355	355	50.00	50.00
2	21	2014	6	17	709	10.21	75	6946	374	335	52.75	47.25
4	18	2014	6	17	708	10.19	76	6946	366	342	51.69	48.31
8	15	2014	6	16	708	10.19	77	6946	369	339	52.12	47.88
5	2	2014	6	15	707	10.18	78	6946	369	338	52.19	47.81
7	11	2014	6	17	707	10.18	79	6946	366	341	51.77	48.23
6	15	2014	1	13	706	10.16	80	6946	263	443	37.25	62.75
10	2	2014	5	17	706	10.16	81	6946	377	329	53.40	46.60
9	18	2014	5	16	704	10.14	82	6946	376	328	53.41	46.59
3	21	2014	6	17	703	10.12	83	6946	381	322	54.20	45.80
6	15	2014	1	17	703	10.12	84	6946	307	396	43.67	56.33
8	22	2014	6	16	702	10.11	85	6946	398	304	56.70	43.30
9	12	2014	6	15	702	10.11	86	6946	347	355	49.43	50.57
11	7	2014	6	18	702	10.11	87	6946	388	314	55.27	44.73
6	6	2014	6	18	701	10.09	88	6946	377	324	53.78	46.22
8	15	2014	6	17	701	10.09	89	6946	379	322	54.07	45.93
6	15	2014	1	14	700	10.08	90	6946	260	440	37.14	62.86
4	25	2014	6	18	699	10.06	91	6946	402	297	57.51	42.49
7	18	2014	6	17	697	10.03	92	6946	346	351	49.64	50.36
9	19	2014	6	15	696	10.02	93	6946	363	333	52.16	47.84
3	14	2014	6	16	693	9.98	94	6946	336	357	48.48	51.52
8	8	2014	6	17	693	9.98	95	6946	322	371	46.46	53.54
8	8	2014	6	18	693	9.98	96	6946	360	333	51.95	48.05
6	13	2014	6	18	692	9.96	97	6946	378	314	54.62	45.38
8	27	2014	4	17	692	9.96	98	6946	376	316	54.34	45.66
7	18	2014	6	16	691	9.95	99	6946	346	345	50.07	49.93
7	11	2014	6	15	689	9.92	100	6946	332	357	48.19	51.81
6	15	2014	1	12	688	9.90	101	6946	221	467	32.12	67.88
7	3	2014	5	14	688	9.90	102	6946	330	358	47.97	52.03
7	3	2014	5	15	688	9.90	103	6946	347	341	50.44	49.56
8	29	2014	6	15	688	9.90	104	6946	363	325	52.76	47.24
10	24	2014	6	15	688	9.90	105	6946	344	344	50.00	50.00
7	17	2014	5	17	685	9.86	106	6946	342	343	49.93	50.07
10	5	2014	1	16	685	9.86	107	6946	324	361	47.30	52.70
11	21	2014	6	16	683	9.83	108	6946	313	370	45.83	54.17
5	2	2014	6	18	682	9.82	109	6946	391	291	57.33	42.67
6	11	2014	4	16	682	9.82	110	6946	332	350	48.68	51.32
7	18	2014	6	15	682	9.82	111	6946	316	366	46.33	53.67
6	13	2014	6	12	681	9.80	112	6946	289	392	42.44	57.56
9	11	2014	5	18	681	9.80	113	6946	386	295	56.68	43.32
9	18	2014	5	17	681	9.80	114	6946	355	326	52.13	47.87
9	25	2014	5	17	681	9.80	115	6946	347	334	50.95	49.05
8	15	2014	6	15	680	9.79	116	6946	315	365	46.32	53.68
11	30	2014	1	16	679	9.78	117	6946	389	290	57.29	42.71
4	25	2014	6	15	678	9.76	118	6946	318	360	46.90	53.10
5	11	2014	1	13	678	9.76	119	6946	239	439	35.25	64.75
4	4	2014	6	16	677	9.75	120	6946	340	337	50.22	49.78
4	18	2014	6	15	677	9.75	121	6946	350	327	51.70	48.30

MO	DY	YR	DAY OF WK	HR	HR VOL	PERCENT OF AADT	HOUR NUMBER	AADT	EAST VOLUME	WEST VOLUME	PERCENT EAST IS OF TOTAL VOLUME	PERCENT WEST IS OF TOTAL VOLUME
5	30	2014	6	17	677	9.75	122	6946	341	336	50.37	49.63
4	11	2014	6	15	676	9.73	123	6946	260	416	38.46	61.54
4	18	2014	6	16	676	9.73	124	6946	351	325	51.92	48.08
7	25	2014	6	15	676	9.73	125	6946	331	345	48.96	51.04
8	22	2014	6	18	676	9.73	126	6946	377	299	55.77	44.23
9	21	2014	1	12	676	9.73	127	6946	199	477	29.44	70.56
10	24	2014	6	18	675	9.72	128	6946	378	297	56.00	44.00
5	8	2014	5	17	673	9.69	129	6946	354	319	52.60	47.40
6	20	2014	6	16	673	9.69	130	6946	367	306	54.53	45.47
11	26	2014	4	14	673	9.69	131	6946	285	388	42.35	57.65
6	26	2014	5	17	672	9.67	132	6946	351	321	52.23	47.77
7	3	2014	5	18	672	9.67	133	6946	344	328	51.19	48.81
7	17	2014	5	16	672	9.67	134	6946	358	314	53.27	46.73
8	20	2014	4	18	672	9.67	135	6946	344	328	51.19	48.81
8	27	2014	4	18	672	9.67	136	6946	391	281	58.18	41.82
5	24	2014	7	17	671	9.66	137	6946	275	396	40.98	59.02
7	24	2014	5	16	670	9.65	138	6946	342	328	51.04	48.96
11	21	2014	6	17	670	9.65	139	6946	305	365	45.52	54.48
11	26	2014	4	18	670	9.65	140	6946	396	274	59.10	40.90
7	18	2014	6	18	669	9.63	141	6946	345	324	51.57	48.43
11	21	2014	6	15	669	9.63	142	6946	271	398	40.51	59.49
7	11	2014	6	18	668	9.62	143	6946	358	310	53.59	46.41
8	29	2014	6	14	668	9.62	144	6946	323	345	48.35	51.65
9	19	2014	6	14	668	9.62	145	6946	318	350	47.60	52.40
9	26	2014	6	14	668	9.62	146	6946	322	346	48.20	51.80
10	3	2014	6	14	667	9.60	147	6946	332	335	49.78	50.22
10	5	2014	1	17	667	9.60	148	6946	350	317	52.47	47.53
11	30	2014	1	15	667	9.60	149	6946	354	313	53.07	46.93
4	11	2014	6	16	666	9.59	150	6946	332	334	49.85	50.15
6	12	2014	5	16	666	9.59	151	6946	353	313	53.00	47.00
8	21	2014	5	17	666	9.59	152	6946	329	337	49.40	50.60
4	18	2014	6	18	665	9.57	153	6946	347	318	52.18	47.82
5	26	2014	2	16	665	9.57	154	6946	361	304	54.29	45.71
5	9	2014	6	15	664	9.56	155	6946	331	333	49.85	50.15
6	20	2014	6	15	664	9.56	156	6946	353	311	53.16	46.84
6	26	2014	5	16	664	9.56	157	6946	342	322	51.51	48.49
2	28	2014	6	17	663	9.55	158	6946	330	333	49.77	50.23
5	11	2014	1	14	662	9.53	159	6946	235	427	35.50	64.50
5	22	2014	5	16	662	9.53	160	6946	348	314	52.57	47.43
9	24	2014	4	16	661	9.52	161	6946	346	315	52.34	47.66
9	21	2014	1	13	660	9.50	162	6946	234	426	35.45	64.55
7	20	2014	1	14	659	9.49	163	6946	274	385	41.58	58.42
7	25	2014	6	14	659	9.49	164	6946	305	354	46.28	53.72
7	27	2014	1	14	659	9.49	165	6946	293	366	44.46	55.54
9	24	2014	4	17	659	9.49	166	6946	324	335	49.17	50.83
9	25	2014	5	16	659	9.49	167	6946	325	334	49.32	50.68
10	23	2014	5	17	659	9.49	168	6946	323	336	49.01	50.99
3	14	2014	6	18	658	9.47	169	6946	346	312	52.58	47.42
7	18	2014	6	14	658	9.47	170	6946	322	336	48.94	51.06
9	5	2014	6	15	658	9.47	171	6946	366	292	55.62	44.38
9	24	2014	4	15	658	9.47	172	6946	344	314	52.28	47.72
10	9	2014	5	17	658	9.47	173	6946	355	303	53.95	46.05

MO	DY	YR	DAY OF WK	HR	HR VOL	PERCENT OF AADT	HOUR NUMBER	AADT	EAST VOLUME	WEST VOLUME	PERCENT EAST IS OF TOTAL VOLUME	PERCENT WEST IS OF TOTAL VOLUME
8	7	2014	5	17	657	9.46	174	6946	299	358	45.51	54.49
9	21	2014	1	14	657	9.46	175	6946	286	371	43.53	56.47
8	12	2014	3	17	656	9.44	176	6946	318	338	48.48	51.52
10	10	2014	6	14	656	9.44	177	6946	320	336	48.78	51.22
5	23	2014	6	14	655	9.43	178	6946	299	356	45.65	54.35
4	4	2014	6	15	654	9.42	179	6946	336	318	51.38	48.62
8	27	2014	4	16	653	9.40	180	6946	381	272	58.35	41.65
9	1	2014	2	13	653	9.40	181	6946	215	438	32.92	67.08
4	4	2014	6	14	652	9.39	182	6946	313	339	48.01	51.99
5	16	2014	6	18	652	9.39	183	6946	314	338	48.16	51.84
6	17	2014	3	17	652	9.39	184	6946	331	321	50.77	49.23
7	11	2014	6	14	652	9.39	185	6946	318	334	48.77	51.23
3	7	2014	6	17	651	9.37	186	6946	304	347	46.70	53.30
8	8	2014	6	15	651	9.37	187	6946	310	341	47.62	52.38
8	24	2014	1	14	650	9.36	188	6946	274	376	42.15	57.85
8	30	2014	7	13	650	9.36	189	6946	332	318	51.08	48.92
9	23	2014	3	16	650	9.36	190	6946	313	337	48.15	51.85
5	26	2014	2	15	649	9.34	191	6946	286	363	44.07	55.93
8	7	2014	5	18	649	9.34	192	6946	348	301	53.62	46.38
8	8	2014	6	14	649	9.34	193	6946	295	354	45.45	54.55
8	20	2014	4	17	649	9.34	194	6946	316	333	48.69	51.31
6	19	2014	5	16	648	9.33	195	6946	340	308	52.47	47.53
6	19	2014	5	17	648	9.33	196	6946	324	324	50.00	50.00
9	5	2014	6	18	647	9.31	197	6946	360	287	55.64	44.36
10	21	2014	3	17	647	9.31	198	6946	345	302	53.32	46.68
4	27	2014	1	16	646	9.30	199	6946	309	337	47.83	52.17
5	8	2014	5	16	646	9.30	200	6946	373	273	57.74	42.26



AADT= 17812 K 30 FACTOR= 13.6 K 100 FACTOR= 12.17 K 200 FACTOR= 11.13 D 30 FACTOR= 57.84



MO	DY	YR	DAY OF WK	HR	HR VOL	PERCENT OF AADT	HOUR NUMBER	AADT	EAST VOLUME	WEST VOLUME	PERCENT EAST IS OF TOTAL VOLUME	PERCENT WEST IS OF TOTAL VOLUME
11	30	2014	1	16	3024	16.98	1	17812	1888	1136	62.43	37.57
11	30	2014	1	15	2946	16.54	2	17812	1582	1364	53.70	46.30
6	29	2014	1	16	2777	15.59	3	17812	1152	1625	41.48	58.52
11	26	2014	4	16	2746	15.42	4	17812	1693	1053	61.65	38.35
11	30	2014	1	14	2731	15.33	5	17812	1211	1520	44.34	55.66
6	29	2014	1	15	2705	15.19	6	17812	1104	1601	40.81	59.19
6	29	2014	1	17	2648	14.87	7	17812	1074	1574	40.56	59.44
11	30	2014	1	17	2609	14.65	8	17812	1722	887	66.00	34.00
8	10	2014	1	14	2600	14.60	9	17812	1077	1523	41.42	58.58
6	29	2014	1	14	2585	14.51	10	17812	1114	1471	43.09	56.91
6	27	2014	6	17	2574	14.45	11	17812	1697	877	65.93	34.07
8	10	2014	1	13	2559	14.37	12	17812	1021	1538	39.90	60.10
11	26	2014	4	15	2559	14.37	13	17812	1382	1177	54.01	45.99

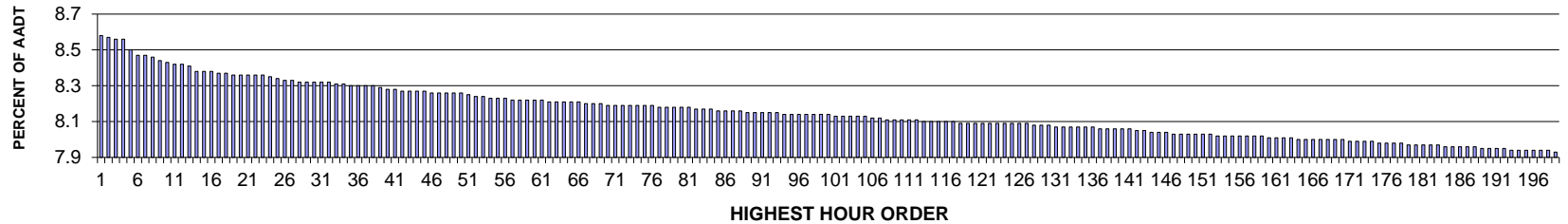
MO	DY	YR	DAY OF WK	HR	HR VOL	PERCENT OF AADT	HOUR NUMBER	AADT	EAST VOLUME	WEST VOLUME	PERCENT EAST IS OF TOTAL VOLUME	PERCENT WEST IS OF TOTAL VOLUME
8	17	2014	1	16	2545	14.29	14	17812	1253	1292	49.23	50.77
11	26	2014	4	17	2536	14.24	15	17812	1530	1006	60.33	39.67
8	10	2014	1	15	2528	14.19	16	17812	1181	1347	46.72	53.28
8	8	2014	6	15	2527	14.19	17	17812	1369	1158	54.17	45.83
6	27	2014	6	16	2525	14.18	18	17812	1630	895	64.55	35.45
7	27	2014	1	14	2515	14.12	19	17812	1058	1457	42.07	57.93
7	27	2014	1	15	2513	14.11	20	17812	1225	1288	48.75	51.25
8	10	2014	1	16	2512	14.10	21	17812	1205	1307	47.97	52.03
8	17	2014	1	15	2509	14.09	22	17812	1137	1372	45.32	54.68
6	27	2014	6	18	2499	14.03	23	17812	1695	804	67.83	32.17
8	17	2014	1	13	2490	13.98	24	17812	1005	1485	40.36	59.64
8	3	2014	1	15	2478	13.91	25	17812	1158	1320	46.73	53.27
11	30	2014	1	13	2472	13.88	26	17812	897	1575	36.29	63.71
8	3	2014	1	14	2456	13.79	27	17812	1070	1386	43.57	56.43
8	17	2014	1	17	2433	13.66	28	17812	1198	1235	49.24	50.76
8	17	2014	1	14	2426	13.62	29	17812	1061	1365	43.73	56.27
6	29	2014	1	18	2422	13.60	30	17812	1021	1401	42.16	57.84
5	26	2014	2	15	2419	13.58	31	17812	1182	1237	48.86	51.14
7	27	2014	1	16	2419	13.58	32	17812	1203	1216	49.73	50.27
8	1	2014	6	15	2412	13.54	33	17812	1305	1107	54.10	45.90
7	20	2014	1	15	2410	13.53	34	17812	1148	1262	47.63	52.37
7	20	2014	1	14	2408	13.52	35	17812	991	1417	41.15	58.85
8	3	2014	1	16	2407	13.51	36	17812	1173	1234	48.73	51.27
7	20	2014	1	16	2405	13.50	37	17812	1213	1192	50.44	49.56
7	25	2014	6	16	2400	13.47	38	17812	1391	1009	57.96	42.04
8	15	2014	6	15	2397	13.46	39	17812	1225	1172	51.11	48.89
8	8	2014	6	16	2396	13.45	40	17812	1289	1107	53.80	46.20
5	26	2014	2	14	2386	13.40	41	17812	1106	1280	46.35	53.65
8	17	2014	1	12	2384	13.38	42	17812	944	1440	39.60	60.40
11	30	2014	1	12	2377	13.34	43	17812	725	1652	30.50	69.50
9	1	2014	2	16	2365	13.28	44	17812	1051	1314	44.44	55.56
8	24	2014	1	16	2354	13.22	45	17812	1186	1168	50.38	49.62
8	10	2014	1	12	2349	13.19	46	17812	879	1470	37.42	62.58
8	1	2014	6	16	2346	13.17	47	17812	1413	933	60.23	39.77
8	3	2014	1	13	2341	13.14	48	17812	941	1400	40.20	59.80
7	25	2014	6	15	2335	13.11	49	17812	1365	970	58.46	41.54
8	15	2014	6	17	2335	13.11	50	17812	1227	1108	52.55	47.45
8	29	2014	6	16	2332	13.09	51	17812	1298	1034	55.66	44.34
8	15	2014	6	16	2328	13.07	52	17812	1347	981	57.86	42.14
8	24	2014	1	14	2328	13.07	53	17812	912	1416	39.18	60.82
9	1	2014	2	13	2325	13.05	54	17812	958	1367	41.20	58.80
8	24	2014	1	15	2320	13.02	55	17812	1017	1303	43.84	56.16
8	3	2014	1	17	2319	13.02	56	17812	1122	1197	48.38	51.62
11	26	2014	4	14	2316	13.00	57	17812	1029	1287	44.43	55.57
6	29	2014	1	13	2306	12.95	58	17812	949	1357	41.15	58.85
9	1	2014	2	14	2304	12.94	59	17812	956	1348	41.49	58.51
7	20	2014	1	13	2299	12.91	60	17812	867	1432	37.71	62.29
7	27	2014	1	18	2298	12.90	61	17812	1111	1187	48.35	51.65

MO	DY	YR	DAY OF WK	HR	HR VOL	PERCENT OF AADT	HOUR NUMBER	AADT	EAST VOLUME	WEST VOLUME	PERCENT EAST IS OF TOTAL VOLUME	PERCENT WEST IS OF TOTAL VOLUME
9	1	2014	2	15	2298	12.90	62	17812	996	1302	43.34	56.66
7	18	2014	6	18	2287	12.84	63	17812	1505	782	65.81	34.19
7	20	2014	1	17	2278	12.79	64	17812	1166	1112	51.19	48.81
8	24	2014	1	13	2276	12.78	65	17812	888	1388	39.02	60.98
7	25	2014	6	17	2273	12.76	66	17812	1342	931	59.04	40.96
8	8	2014	6	14	2265	12.72	67	17812	1137	1128	50.20	49.80
8	29	2014	6	15	2254	12.65	68	17812	1238	1016	54.92	45.08
8	29	2014	6	17	2250	12.63	69	17812	1274	976	56.62	43.38
5	23	2014	6	16	2249	12.63	70	17812	1233	1016	54.82	45.18
5	26	2014	2	16	2245	12.60	71	17812	1130	1115	50.33	49.67
8	22	2014	6	16	2243	12.59	72	17812	1293	950	57.65	42.35
7	13	2014	1	16	2242	12.59	73	17812	1065	1177	47.50	52.50
7	27	2014	1	13	2238	12.56	74	17812	925	1313	41.33	58.67
7	11	2014	6	16	2235	12.55	75	17812	1289	946	57.67	42.33
6	27	2014	6	15	2232	12.53	76	17812	1301	931	58.29	41.71
8	10	2014	1	17	2232	12.53	77	17812	1117	1115	50.04	49.96
8	1	2014	6	14	2229	12.51	78	17812	1134	1095	50.87	49.13
5	23	2014	6	17	2228	12.51	79	17812	1124	1104	50.45	49.55
8	15	2014	6	13	2225	12.49	80	17812	1062	1163	47.73	52.27
11	26	2014	4	18	2223	12.48	81	17812	1392	831	62.62	37.38
4	13	2014	1	17	2221	12.47	82	17812	1234	987	55.56	44.44
8	24	2014	1	17	2214	12.43	83	17812	1161	1053	52.44	47.56
5	4	2014	1	15	2213	12.42	84	17812	744	1469	33.62	66.38
7	27	2014	1	17	2210	12.41	85	17812	1143	1067	51.72	48.28
5	4	2014	1	16	2209	12.40	86	17812	853	1356	38.61	61.39
8	15	2014	6	18	2200	12.35	87	17812	1133	1067	51.50	48.50
8	15	2014	6	12	2199	12.35	88	17812	945	1254	42.97	57.03
8	3	2014	1	12	2190	12.30	89	17812	832	1358	37.99	62.01
8	24	2014	1	12	2190	12.30	90	17812	817	1373	37.31	62.69
5	16	2014	6	17	2186	12.27	91	17812	1251	935	57.23	42.77
6	15	2014	1	15	2182	12.25	92	17812	1035	1147	47.43	52.57
9	1	2014	2	12	2175	12.21	93	17812	854	1321	39.26	60.74
5	23	2014	6	14	2174	12.21	94	17812	996	1178	45.81	54.19
6	13	2014	6	15	2173	12.20	95	17812	1210	963	55.68	44.32
6	13	2014	6	16	2173	12.20	96	17812	1280	893	58.90	41.10
5	23	2014	6	15	2171	12.19	97	17812	1129	1042	52.00	48.00
8	1	2014	6	13	2171	12.19	98	17812	1096	1075	50.48	49.52
6	13	2014	6	17	2169	12.18	99	17812	1225	944	56.48	43.52
8	22	2014	6	17	2168	12.17	100	17812	1301	867	60.01	39.99
5	9	2014	6	16	2167	12.17	101	17812	1254	913	57.87	42.13
8	15	2014	6	14	2164	12.15	102	17812	993	1171	45.89	54.11
3	30	2014	1	16	2163	12.14	103	17812	1060	1103	49.01	50.99
7	20	2014	1	12	2162	12.14	104	17812	752	1410	34.78	65.22
6	15	2014	1	14	2159	12.12	105	17812	920	1239	42.61	57.39
7	27	2014	1	12	2157	12.11	106	17812	769	1388	35.65	64.35
8	8	2014	6	17	2157	12.11	107	17812	1130	1027	52.39	47.61
8	16	2014	7	12	2154	12.09	108	17812	1171	983	54.36	45.64
5	26	2014	2	13	2153	12.09	109	17812	914	1239	42.45	57.55

MO	DY	YR	DAY OF WK	HR	HR VOL	PERCENT OF AADT	HOUR NUMBER	AADT	EAST VOLUME	WEST VOLUME	PERCENT EAST IS OF TOTAL VOLUME	PERCENT WEST IS OF TOTAL VOLUME
7	25	2014	6	14	2153	12.09	110	17812	1161	992	53.92	46.08
11	30	2014	1	18	2149	12.06	111	17812	1436	713	66.82	33.18
8	10	2014	1	11	2146	12.05	112	17812	762	1384	35.51	64.49
9	1	2014	2	17	2141	12.02	113	17812	1032	1109	48.20	51.80
8	29	2014	6	18	2140	12.01	114	17812	1216	924	56.82	43.18
6	22	2014	1	14	2136	11.99	115	17812	992	1144	46.44	53.56
6	22	2014	1	18	2134	11.98	116	17812	1060	1074	49.67	50.33
6	22	2014	1	17	2133	11.98	117	17812	1165	968	54.62	45.38
8	29	2014	6	14	2133	11.98	118	17812	1123	1010	52.65	47.35
9	19	2014	6	16	2129	11.95	119	17812	1178	951	55.33	44.67
8	16	2014	7	13	2127	11.94	120	17812	1146	981	53.88	46.12
6	22	2014	1	15	2126	11.94	121	17812	1035	1091	48.68	51.32
6	22	2014	1	16	2126	11.94	122	17812	1107	1019	52.07	47.93
5	16	2014	6	16	2124	11.92	123	17812	1302	822	61.30	38.70
3	30	2014	1	17	2123	11.92	124	17812	1075	1048	50.64	49.36
8	1	2014	6	17	2122	11.91	125	17812	1268	854	59.75	40.25
7	11	2014	6	15	2117	11.89	126	17812	1165	952	55.03	44.97
8	29	2014	6	13	2114	11.87	127	17812	1019	1095	48.20	51.80
6	8	2014	1	16	2112	11.86	128	17812	988	1124	46.78	53.22
5	26	2014	2	17	2111	11.85	129	17812	1175	936	55.66	44.34
6	15	2014	1	16	2104	11.81	130	17812	1103	1001	52.42	47.58
6	27	2014	6	14	2103	11.81	131	17812	1071	1032	50.93	49.07
10	10	2014	6	16	2101	11.80	132	17812	1134	967	53.97	46.03
8	8	2014	6	12	2096	11.77	133	17812	929	1167	44.32	55.68
8	22	2014	6	14	2095	11.76	134	17812	1038	1057	49.55	50.45
5	11	2014	1	17	2093	11.75	135	17812	944	1149	45.10	54.90
8	22	2014	6	15	2093	11.75	136	17812	1132	961	54.09	45.91
8	31	2014	1	15	2090	11.73	137	17812	929	1161	44.45	55.55
9	19	2014	6	17	2085	11.71	138	17812	1130	955	54.20	45.80
9	28	2014	1	16	2082	11.69	139	17812	1036	1046	49.76	50.24
7	18	2014	6	16	2081	11.68	140	17812	1111	970	53.39	46.61
8	1	2014	6	12	2081	11.68	141	17812	910	1171	43.73	56.27
3	23	2014	1	17	2075	11.65	142	17812	941	1134	45.35	54.65
8	8	2014	6	13	2072	11.63	143	17812	963	1109	46.48	53.52
6	27	2014	6	19	2070	11.62	144	17812	1482	588	71.59	28.41
8	9	2014	7	12	2069	11.62	145	17812	968	1101	46.79	53.21
8	17	2014	1	11	2068	11.61	146	17812	782	1286	37.81	62.19
9	28	2014	1	15	2066	11.60	147	17812	953	1113	46.13	53.87
8	8	2014	6	18	2065	11.59	148	17812	1175	890	56.90	43.10
5	23	2014	6	18	2064	11.59	149	17812	1188	876	57.56	42.44
8	9	2014	7	11	2060	11.57	150	17812	965	1095	46.84	53.16
5	9	2014	6	15	2059	11.56	151	17812	1184	875	57.50	42.50
3	30	2014	1	15	2056	11.54	152	17812	922	1134	44.84	55.16
4	27	2014	1	18	2055	11.54	153	17812	1050	1005	51.09	48.91
8	17	2014	1	18	2052	11.52	154	17812	1063	989	51.80	48.20
5	26	2014	2	12	2043	11.47	155	17812	830	1213	40.63	59.37
6	15	2014	1	13	2043	11.47	156	17812	803	1240	39.30	60.70
7	25	2014	6	18	2043	11.47	157	17812	1159	884	56.73	43.27

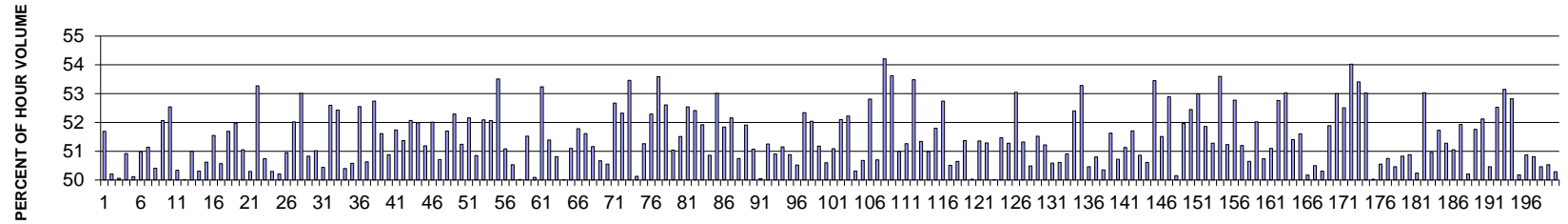
MO	DY	YR	DAY OF WK	HR	HR VOL	PERCENT OF AADT	HOUR NUMBER	AADT	EAST VOLUME	WEST VOLUME	PERCENT EAST IS OF TOTAL VOLUME	PERCENT WEST IS OF TOTAL VOLUME
4	27	2014	1	19	2041	11.46	158	17812	841	1200	41.21	58.79
7	11	2014	6	17	2040	11.45	159	17812	1141	899	55.93	44.07
8	15	2014	6	11	2038	11.44	160	17812	815	1223	39.99	60.01
5	9	2014	6	17	2037	11.44	161	17812	1160	877	56.95	43.05
6	6	2014	6	15	2037	11.44	162	17812	1134	903	55.67	44.33
7	13	2014	1	13	2034	11.42	163	17812	837	1197	41.15	58.85
8	9	2014	7	13	2034	11.42	164	17812	972	1062	47.79	52.21
8	10	2014	1	18	2034	11.42	165	17812	1070	964	52.61	47.39
7	13	2014	1	15	2032	11.41	166	17812	994	1038	48.92	51.08
10	10	2014	6	17	2032	11.41	167	17812	1089	943	53.59	46.41
6	13	2014	6	13	2031	11.40	168	17812	861	1170	42.39	57.61
6	6	2014	6	17	2030	11.40	169	17812	1170	860	57.64	42.36
11	30	2014	1	11	2030	11.40	170	17812	466	1564	22.96	77.04
9	28	2014	1	17	2029	11.39	171	17812	1074	955	52.93	47.07
4	25	2014	6	17	2028	11.39	172	17812	1173	855	57.84	42.16
5	23	2014	6	13	2028	11.39	173	17812	919	1109	45.32	54.68
8	29	2014	6	12	2027	11.38	174	17812	951	1076	46.92	53.08
4	25	2014	6	16	2025	11.37	175	17812	1125	900	55.56	44.44
8	3	2014	1	18	2025	11.37	176	17812	1060	965	52.35	47.65
6	8	2014	1	17	2022	11.35	177	17812	947	1075	46.83	53.17
8	9	2014	7	14	2022	11.35	178	17812	978	1044	48.37	51.63
8	16	2014	7	14	2014	11.31	179	17812	1070	944	53.13	46.87
6	27	2014	6	13	2010	11.28	180	17812	1053	957	52.39	47.61
10	5	2014	1	16	2010	11.28	181	17812	967	1043	48.11	51.89
11	26	2014	4	13	2009	11.28	182	17812	814	1195	40.52	59.48
6	8	2014	1	15	2006	11.26	183	17812	874	1132	43.57	56.43
6	29	2014	1	12	2006	11.26	184	17812	788	1218	39.28	60.72
8	16	2014	7	11	2005	11.26	185	17812	1025	980	51.12	48.88
6	6	2014	6	16	2004	11.25	186	17812	1125	879	56.14	43.86
10	17	2014	6	16	2001	11.23	187	17812	1149	852	57.42	42.58
10	26	2014	1	15	2001	11.23	188	17812	752	1249	37.58	62.42
8	2	2014	7	11	1997	11.21	189	17812	969	1028	48.52	51.48
8	28	2014	5	18	1996	11.21	190	17812	1070	926	53.61	46.39
7	18	2014	6	14	1995	11.20	191	17812	1003	992	50.28	49.72
5	18	2014	1	16	1994	11.19	192	17812	917	1077	45.99	54.01
6	13	2014	6	14	1992	11.18	193	17812	974	1018	48.90	51.10
7	25	2014	6	12	1992	11.18	194	17812	919	1073	46.13	53.87
8	2	2014	7	12	1988	11.16	195	17812	1004	984	50.50	49.50
5	18	2014	1	17	1987	11.16	196	17812	986	1001	49.62	50.38
10	19	2014	1	15	1987	11.16	197	17812	803	1184	40.41	59.59
7	13	2014	1	17	1986	11.15	198	17812	1014	972	51.06	48.94
7	13	2014	1	14	1985	11.14	199	17812	902	1083	45.44	54.56
6	13	2014	6	18	1983	11.13	200	17812	1207	776	60.87	39.13

SR 090 MP 4.22 MT BAKER TUNNEL ADC SITE R017
K FOR PEAK 200 HOURS OF 2014



AADT= 132500 K 30 FACTOR= 8.32 K 100 FACTOR= 8.14 K 200 FACTOR= 7.93 D 30 FACTOR= 51.02

SR 090 MP 4.22 MT BAKER TUNNEL ADC SITE R017
D % IN THE PEAK 200 HOURS OF 2014



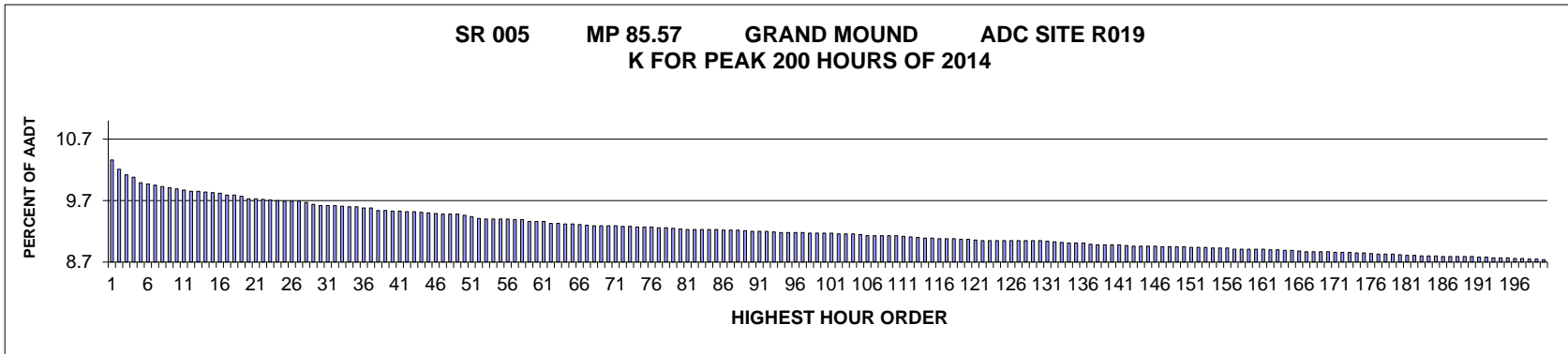
MO	DY	YR	DAY OF WK	HR	HR VOL	PERCENT OF AADT	HOUR NUMBER	AADT	EAST VOLUME	WEST VOLUME	PERCENT EAST IS OF TOTAL VOLUME	PERCENT WEST IS OF TOTAL VOLUME
2	13	2014	5	8	11462	8.65	1	132500	5925	5537	51.69	48.31
4	29	2014	3	8	11365	8.58	2	132500	5706	5659	50.21	49.79
4	23	2014	4	8	11350	8.57	3	132500	5668	5682	49.94	50.06
3	26	2014	4	8	11347	8.56	4	132500	5778	5569	50.92	49.08
2	25	2014	3	8	11339	8.56	5	132500	5683	5656	50.12	49.88
4	2	2014	4	8	11263	8.50	6	132500	5742	5521	50.98	49.02
2	26	2014	4	8	11225	8.47	7	132500	5741	5484	51.14	48.86
4	4	2014	6	8	11217	8.47	8	132500	5562	5655	49.59	50.41
3	13	2014	5	8	11207	8.46	9	132500	5834	5373	52.06	47.94
2	11	2014	3	8	11187	8.44	10	132500	5878	5309	52.54	47.46
4	9	2014	4	8	11173	8.43	11	132500	5624	5549	50.34	49.66
3	7	2014	6	8	11156	8.42	12	132500	5579	5577	50.01	49.99
6	10	2014	3	8	11150	8.42	13	132500	5686	5464	51.00	49.00

MO	DY	YR	DAY OF WK	HR	HR VOL	PERCENT OF AADT	HOUR NUMBER	AADT	EAST VOLUME	WEST VOLUME	PERCENT IS OF TOTAL VOLUME	PERCENT WEST IS OF TOTAL VOLUME
9	3	2014	4	8	11142	8.41	14	132500	5605	5537	50.31	49.69
5	9	2014	6	8	11107	8.38	15	132500	5622	5485	50.62	49.38
6	5	2014	5	8	11107	8.38	16	132500	5726	5381	51.55	48.45
6	17	2014	3	8	11100	8.38	17	132500	5613	5487	50.57	49.43
9	8	2014	2	8	11096	8.37	18	132500	5736	5360	51.69	48.31
9	9	2014	3	8	11091	8.37	19	132500	5765	5326	51.98	48.02
5	8	2014	5	8	11074	8.36	20	132500	5653	5421	51.05	48.95
2	19	2014	4	8	11073	8.36	21	132500	5570	5503	50.30	49.70
1	23	2014	5	8	11072	8.36	22	132500	5898	5174	53.27	46.73
11	14	2014	6	8	11072	8.36	23	132500	5618	5454	50.74	49.26
4	8	2014	3	8	11071	8.36	24	132500	5569	5502	50.30	49.70
4	25	2014	6	8	11061	8.35	25	132500	5554	5507	50.21	49.79
3	11	2014	3	8	11053	8.34	26	132500	5631	5422	50.95	49.05
5	13	2014	3	8	11041	8.33	27	132500	5744	5297	52.02	47.98
1	15	2014	4	8	11033	8.33	28	132500	5849	5184	53.01	46.99
4	15	2014	3	8	11030	8.32	29	132500	5606	5424	50.83	49.17
6	9	2014	2	8	11030	8.32	30	132500	5627	5403	51.02	48.98
4	7	2014	2	8	11025	8.32	31	132500	5561	5464	50.44	49.56
10	9	2014	5	8	11020	8.32	32	132500	5796	5224	52.60	47.40
10	13	2014	2	8	11018	8.32	33	132500	5777	5241	52.43	47.57
2	28	2014	6	8	11016	8.31	34	132500	5552	5464	50.40	49.60
3	24	2014	2	8	11013	8.31	35	132500	5570	5443	50.58	49.42
1	13	2014	2	8	11003	8.30	36	132500	5782	5221	52.55	47.45
6	3	2014	3	8	10997	8.30	37	132500	5568	5429	50.63	49.37
9	10	2014	4	8	10994	8.30	38	132500	5798	5196	52.74	47.26
2	14	2014	6	8	10993	8.30	39	132500	5674	5319	51.61	48.39
1	16	2014	5	17	10979	8.29	40	132500	5393	5586	49.12	50.88
11	13	2014	5	8	10975	8.28	41	132500	5679	5296	51.74	48.26
5	20	2014	3	8	10969	8.28	42	132500	5635	5334	51.37	48.63
2	12	2014	4	8	10962	8.27	43	132500	5708	5254	52.07	47.93
9	17	2014	4	8	10956	8.27	44	132500	5696	5260	51.99	48.01
5	19	2014	2	8	10954	8.27	45	132500	5607	5347	51.19	48.81
11	18	2014	3	8	10954	8.27	46	132500	5697	5257	52.01	47.99
6	19	2014	5	8	10947	8.26	47	132500	5551	5396	50.71	49.29
1	17	2014	6	8	10941	8.26	48	132500	5657	5284	51.70	48.30
2	27	2014	5	8	10940	8.26	49	132500	5721	5219	52.29	47.71
6	2	2014	2	8	10940	8.26	50	132500	5606	5334	51.24	48.76
11	5	2014	4	8	10940	8.26	51	132500	5706	5234	52.16	47.84
3	27	2014	5	8	10929	8.25	52	132500	5557	5372	50.85	49.15
10	8	2014	4	8	10921	8.24	53	132500	5689	5232	52.09	47.91
10	2	2014	5	8	10913	8.24	54	132500	5681	5232	52.06	47.94
1	28	2014	3	8	10908	8.23	55	132500	5837	5071	53.51	46.49
5	2	2014	6	8	10902	8.23	56	132500	5569	5333	51.08	48.92
5	30	2014	6	8	10899	8.23	57	132500	5507	5392	50.53	49.47
5	7	2014	4	8	10898	8.22	58	132500	5451	5447	50.02	49.98
5	15	2014	5	8	10897	8.22	59	132500	5614	5283	51.52	48.48
8	20	2014	4	8	10897	8.22	60	132500	5458	5439	50.09	49.91
11	20	2014	5	8	10895	8.22	61	132500	5800	5095	53.24	46.76

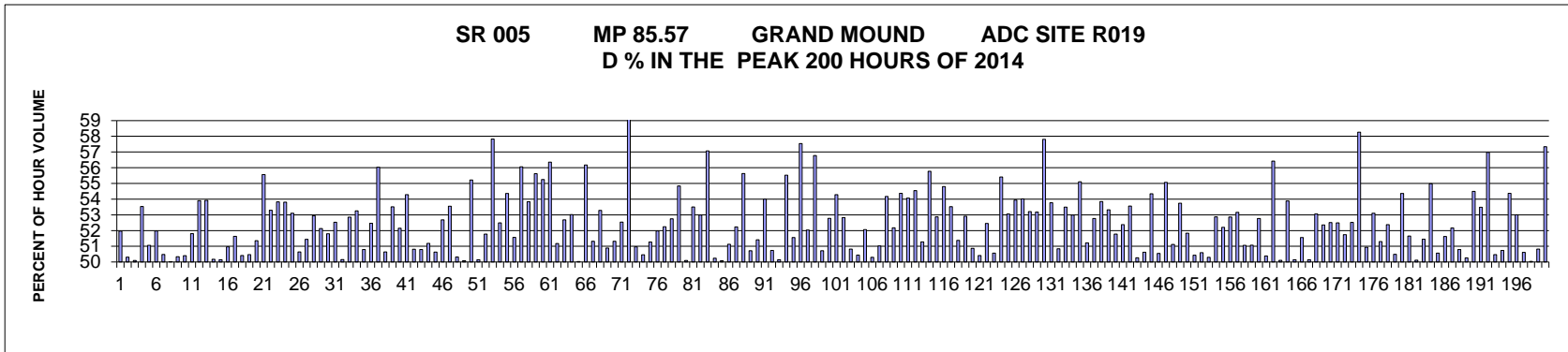
MO	DY	YR	DAY OF WK	HR	HR VOL	PERCENT OF AADT	HOUR NUMBER	AADT	EAST VOLUME	WEST VOLUME	PERCENT EAST IS OF TOTAL VOLUME	PERCENT WEST IS OF TOTAL VOLUME
9	23	2014	3	8	10892	8.22	62	132500	5597	5295	51.39	48.61
4	30	2014	4	8	10880	8.21	63	132500	5528	5352	50.81	49.19
2	20	2014	5	8	10873	8.21	64	132500	5435	5438	49.99	50.01
9	19	2014	6	8	10873	8.21	65	132500	5556	5317	51.10	48.90
9	16	2014	3	8	10872	8.21	66	132500	5630	5242	51.78	48.22
10	6	2014	2	8	10872	8.21	67	132500	5611	5261	51.61	48.39
5	22	2014	5	8	10865	8.20	68	132500	5558	5307	51.16	48.84
6	24	2014	3	8	10863	8.20	69	132500	5504	5359	50.67	49.33
5	16	2014	6	8	10859	8.20	70	132500	5489	5370	50.55	49.45
1	30	2014	5	8	10858	8.19	71	132500	5719	5139	52.67	47.33
1	16	2014	5	8	10854	8.19	72	132500	5679	5175	52.32	47.68
12	16	2014	3	8	10852	8.19	73	132500	5802	5050	53.46	46.54
4	18	2014	6	8	10851	8.19	74	132500	5440	5411	50.13	49.87
5	12	2014	2	8	10849	8.19	75	132500	5561	5288	51.26	48.74
11	3	2014	2	8	10848	8.19	76	132500	5672	5176	52.29	47.71
1	22	2014	4	8	10847	8.19	77	132500	5813	5034	53.59	46.41
2	4	2014	3	8	10841	8.18	78	132500	5703	5138	52.61	47.39
10	3	2014	6	8	10841	8.18	79	132500	5533	5308	51.04	48.96
5	14	2014	4	8	10839	8.18	80	132500	5583	5256	51.51	48.49
7	15	2014	3	8	10836	8.18	81	132500	5693	5143	52.54	47.46
11	10	2014	2	8	10834	8.18	82	132500	5678	5156	52.41	47.59
6	11	2014	4	8	10830	8.17	83	132500	5623	5207	51.92	48.08
3	31	2014	2	8	10829	8.17	84	132500	5321	5508	49.14	50.86
10	16	2014	5	8	10820	8.17	85	132500	5736	5084	53.01	46.99
5	28	2014	4	8	10816	8.16	86	132500	5607	5209	51.84	48.16
6	6	2014	6	8	10810	8.16	87	132500	5638	5172	52.16	47.84
8	7	2014	5	8	10809	8.16	88	132500	5486	5323	50.75	49.25
5	6	2014	3	8	10806	8.16	89	132500	5609	5197	51.91	48.09
11	12	2014	4	8	10805	8.15	90	132500	5518	5287	51.07	48.93
2	26	2014	4	18	10804	8.15	91	132500	5397	5407	49.95	50.05
6	26	2014	5	8	10799	8.15	92	132500	5534	5265	51.25	48.75
1	30	2014	5	17	10797	8.15	93	132500	5301	5496	49.10	50.90
3	12	2014	4	8	10795	8.15	94	132500	5273	5522	48.85	51.15
2	7	2014	6	8	10792	8.14	95	132500	5491	5301	50.88	49.12
8	11	2014	2	8	10791	8.14	96	132500	5452	5339	50.52	49.48
9	2	2014	3	8	10789	8.14	97	132500	5647	5142	52.34	47.66
9	30	2014	3	8	10785	8.14	98	132500	5612	5173	52.04	47.96
11	24	2014	2	8	10783	8.14	99	132500	5519	5264	51.18	48.82
2	6	2014	5	8	10779	8.14	100	132500	5454	5325	50.60	49.40
8	19	2014	3	8	10779	8.14	101	132500	5507	5272	51.09	48.91
10	7	2014	3	8	10777	8.13	102	132500	5615	5162	52.10	47.90
3	18	2014	3	8	10775	8.13	103	132500	5627	5148	52.22	47.78
4	14	2014	2	8	10770	8.13	104	132500	5418	5352	50.31	49.69
8	6	2014	4	8	10768	8.13	105	132500	5457	5311	50.68	49.32
10	29	2014	4	8	10766	8.13	106	132500	5686	5080	52.81	47.19
4	10	2014	5	8	10755	8.12	107	132500	5453	5302	50.70	49.30
12	18	2014	5	8	10754	8.12	108	132500	5830	4924	54.21	45.79
1	9	2014	5	8	10752	8.11	109	132500	5765	4987	53.62	46.38

MO	DY	YR	DAY OF WK	HR	HR VOL	PERCENT OF AADT	HOUR NUMBER	AADT	EAST VOLUME	WEST VOLUME	PERCENT EAST IS OF TOTAL VOLUME	PERCENT WEST IS OF TOTAL VOLUME
7	29	2014	3	8	10751	8.11	110	132500	5482	5269	50.99	49.01
6	16	2014	2	8	10747	8.11	111	132500	5509	5238	51.26	48.74
12	8	2014	2	8	10747	8.11	112	132500	5748	4999	53.48	46.52
7	17	2014	5	8	10745	8.11	113	132500	5517	5228	51.34	48.66
8	27	2014	4	8	10738	8.10	114	132500	5474	5264	50.98	49.02
7	28	2014	2	8	10736	8.10	115	132500	5561	5175	51.80	48.20
3	17	2014	2	8	10734	8.10	116	132500	5661	5073	52.74	47.26
2	25	2014	3	17	10730	8.10	117	132500	5310	5420	49.49	50.51
6	25	2014	4	8	10726	8.10	118	132500	5433	5293	50.65	49.35
7	8	2014	3	8	10725	8.09	119	132500	5509	5216	51.37	48.63
9	5	2014	6	8	10724	8.09	120	132500	5359	5365	49.97	50.03
2	19	2014	4	17	10723	8.09	121	132500	5216	5507	48.64	51.36
8	12	2014	3	8	10723	8.09	122	132500	5500	5223	51.29	48.71
1	6	2014	2	17	10720	8.09	123	132500	5361	5359	50.01	49.99
5	1	2014	5	8	10718	8.09	124	132500	5517	5201	51.47	48.53
8	4	2014	2	8	10718	8.09	125	132500	5496	5222	51.28	48.72
12	1	2014	2	8	10717	8.09	126	132500	5684	5033	53.04	46.96
4	21	2014	2	17	10714	8.09	127	132500	5216	5498	48.68	51.32
8	14	2014	5	8	10714	8.09	128	132500	5410	5304	50.49	49.51
5	21	2014	4	8	10706	8.08	129	132500	5516	5190	51.52	48.48
6	23	2014	2	8	10706	8.08	130	132500	5484	5222	51.22	48.78
4	22	2014	3	17	10704	8.08	131	132500	5289	5415	49.41	50.59
1	28	2014	3	17	10698	8.07	132	132500	5414	5284	50.61	49.39
8	18	2014	2	8	10696	8.07	133	132500	5445	5251	50.91	49.09
12	3	2014	4	8	10694	8.07	134	132500	5604	5090	52.40	47.60
9	22	2014	2	8	10693	8.07	135	132500	5697	4996	53.28	46.72
6	20	2014	6	8	10692	8.07	136	132500	5395	5297	50.46	49.54
7	31	2014	5	8	10689	8.07	137	132500	5430	5259	50.80	49.20
11	4	2014	3	17	10684	8.06	138	132500	5305	5379	49.65	50.35
1	13	2014	2	17	10680	8.06	139	132500	5166	5514	48.37	51.63
9	15	2014	2	8	10679	8.06	140	132500	5416	5263	50.72	49.28
7	7	2014	2	8	10678	8.06	141	132500	5460	5218	51.13	48.87
11	7	2014	6	8	10678	8.06	142	132500	5522	5156	51.71	48.29
7	1	2014	3	8	10666	8.05	143	132500	5425	5241	50.86	49.14
2	4	2014	3	17	10662	8.05	144	132500	5266	5396	49.39	50.61
1	8	2014	4	8	10656	8.04	145	132500	5696	4960	53.45	46.55
8	28	2014	5	8	10656	8.04	146	132500	5489	5167	51.51	48.49
5	27	2014	3	8	10652	8.04	147	132500	5634	5018	52.89	47.11
3	18	2014	3	17	10646	8.03	148	132500	5307	5339	49.85	50.15
2	3	2014	2	8	10642	8.03	149	132500	5530	5112	51.96	48.04
3	10	2014	2	8	10641	8.03	150	132500	5581	5060	52.45	47.55
1	27	2014	2	8	10640	8.03	151	132500	5638	5002	52.99	47.01
10	24	2014	6	8	10639	8.03	152	132500	5517	5122	51.86	48.14
3	17	2014	2	17	10634	8.03	153	132500	5181	5453	48.72	51.28
10	1	2014	4	8	10633	8.02	154	132500	5699	4934	53.60	46.40
1	10	2014	6	8	10632	8.02	155	132500	5447	5185	51.23	48.77
2	25	2014	3	9	10630	8.02	156	132500	5609	5021	52.77	47.23
4	15	2014	3	17	10624	8.02	157	132500	5184	5440	48.80	51.20

MO	DY	YR	DAY OF WK	HR	HR VOL	PERCENT OF AADT	HOUR NUMBER	AADT	EAST VOLUME	WEST VOLUME	PERCENT EAST IS OF TOTAL VOLUME	PERCENT WEST IS OF TOTAL VOLUME
1	31	2014	6	17	10622	8.02	158	132500	5242	5380	49.35	50.65
1	14	2014	3	17	10621	8.02	159	132500	5096	5525	47.98	52.02
8	13	2014	4	8	10621	8.02	160	132500	5389	5232	50.74	49.26
2	4	2014	3	18	10619	8.01	161	132500	5193	5426	48.90	51.10
2	26	2014	4	9	10613	8.01	162	132500	5599	5014	52.76	47.24
4	1	2014	3	8	10611	8.01	163	132500	5626	4985	53.02	46.98
7	9	2014	4	8	10607	8.01	164	132500	5452	5155	51.40	48.60
4	24	2014	5	8	10606	8.00	165	132500	5473	5133	51.60	48.40
2	27	2014	5	17	10605	8.00	166	132500	5320	5285	50.17	49.83
1	17	2014	6	17	10604	8.00	167	132500	5355	5249	50.50	49.50
3	13	2014	5	17	10602	8.00	168	132500	5268	5334	49.69	50.31
2	27	2014	5	9	10599	8.00	169	132500	5500	5099	51.89	48.11
12	4	2014	5	8	10598	8.00	170	132500	5617	4981	53.00	47.00
7	16	2014	4	8	10596	8.00	171	132500	5564	5032	52.51	47.49
11	17	2014	2	8	10591	7.99	172	132500	5721	4870	54.02	45.98
3	19	2014	4	8	10587	7.99	173	132500	5655	4932	53.41	46.59
4	3	2014	5	8	10587	7.99	174	132500	5613	4974	53.02	46.98
2	6	2014	5	17	10584	7.99	175	132500	5289	5295	49.97	50.03
2	26	2014	4	17	10578	7.98	176	132500	5231	5347	49.45	50.55
1	22	2014	4	18	10571	7.98	177	132500	5206	5365	49.25	50.75
9	12	2014	6	8	10571	7.98	178	132500	5237	5334	49.54	50.46
2	25	2014	3	18	10567	7.98	179	132500	5196	5371	49.17	50.83
3	4	2014	3	17	10564	7.97	180	132500	5189	5375	49.12	50.88
2	7	2014	6	17	10563	7.97	181	132500	5307	5256	50.24	49.76
8	21	2014	5	8	10561	7.97	182	132500	5601	4960	53.03	46.97
10	27	2014	2	17	10558	7.97	183	132500	5178	5380	49.04	50.96
1	24	2014	6	8	10556	7.97	184	132500	5461	5095	51.73	48.27
1	22	2014	4	17	10548	7.96	185	132500	5409	5139	51.28	48.72
4	28	2014	2	8	10546	7.96	186	132500	5384	5162	51.05	48.95
5	29	2014	5	8	10544	7.96	187	132500	5476	5068	51.93	48.07
3	19	2014	4	17	10542	7.96	188	132500	5293	5249	50.21	49.79
12	12	2014	6	8	10541	7.96	189	132500	5456	5085	51.76	48.24
8	5	2014	3	8	10539	7.95	190	132500	5493	5046	52.12	47.88
1	31	2014	6	16	10532	7.95	191	132500	5218	5314	49.54	50.46
3	5	2014	4	8	10531	7.95	192	132500	5532	4999	52.53	47.47
12	15	2014	2	8	10530	7.95	193	132500	5597	4933	53.15	46.85
1	23	2014	5	9	10525	7.94	194	132500	5559	4966	52.82	47.18
2	13	2014	5	17	10522	7.94	195	132500	5242	5280	49.82	50.18
2	18	2014	3	8	10521	7.94	196	132500	5352	5169	50.87	49.13
6	18	2014	4	8	10520	7.94	197	132500	5175	5345	49.19	50.81
3	12	2014	4	17	10519	7.94	198	132500	5211	5308	49.54	50.46
6	27	2014	6	8	10517	7.94	199	132500	5314	5203	50.53	49.47
3	11	2014	3	17	10511	7.93	200	132500	5286	5225	50.29	49.71



AADT= 61621 K 30 FACTOR= 9.62 K 100 FACTOR= 9.17 K 200 FACTOR= 8.74 D 30 FACTOR= 51.80



MO	DY	YR	DAY OF WK	HR	HR VOL	PERCENT OF AADT	HOUR NUMBER	AADT	NORTH VOLUME	SOUTH VOLUME	PERCENT NORTH IS OF TOTAL VOLUME	PERCENT SOUTH IS OF TOTAL VOLUME
11	30	2014	1	13	6386	10.36	1	61621	3067	3319	48.03	51.97
12	27	2014	7	14	6293	10.21	2	61621	3127	3166	49.69	50.31
11	30	2014	1	14	6236	10.12	3	61621	3112	3124	49.90	50.10
7	20	2014	1	16	6213	10.08	4	61621	3326	2887	53.53	46.47
7	20	2014	1	14	6159	9.99	5	61621	3145	3014	51.06	48.94
8	17	2014	1	15	6145	9.97	6	61621	3194	2951	51.98	48.02
12	26	2014	6	14	6133	9.95	7	61621	3096	3037	50.48	49.52
12	26	2014	6	13	6117	9.93	8	61621	3057	3060	49.98	50.02
11	30	2014	1	15	6104	9.91	9	61621	3073	3031	50.34	49.66
8	24	2014	1	13	6093	9.89	10	61621	3022	3071	49.60	50.40
7	13	2014	1	17	6082	9.87	11	61621	3151	2931	51.81	48.19
7	20	2014	1	17	6072	9.85	12	61621	3273	2799	53.90	46.10
12	27	2014	7	12	6068	9.85	13	61621	2796	3272	46.08	53.92

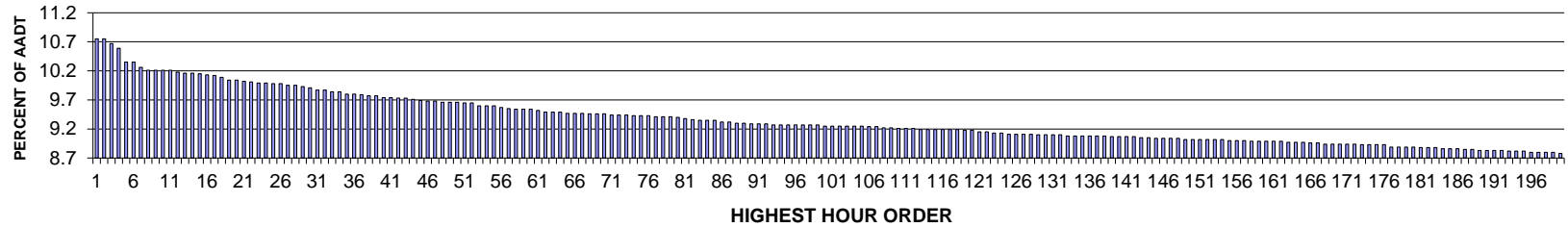
MO	DY	YR	DAY OF WK	HR	HR VOL	PERCENT OF AADT	HOUR NUMBER	AADT	NORTH VOLUME	SOUTH VOLUME	PERCENT NORTH IS OF TOTAL VOLUME	PERCENT SOUTH IS OF TOTAL VOLUME
8	17	2014	1	13	6065	9.84	14	61621	3022	3043	49.83	50.17
7	27	2014	1	13	6056	9.83	15	61621	3019	3037	49.85	50.15
12	26	2014	6	15	6052	9.82	16	61621	2967	3085	49.03	50.97
7	20	2014	1	15	6033	9.79	17	61621	3115	2918	51.63	48.37
7	6	2014	1	13	6031	9.79	18	61621	3040	2991	50.41	49.59
8	17	2014	1	14	6023	9.77	19	61621	3040	2983	50.47	49.53
7	13	2014	1	18	5995	9.73	20	61621	3079	2916	51.36	48.64
12	26	2014	6	12	5995	9.73	21	61621	2664	3331	44.44	55.56
8	15	2014	6	16	5990	9.72	22	61621	3192	2798	53.29	46.71
8	17	2014	1	16	5982	9.71	23	61621	3220	2762	53.83	46.17
8	24	2014	1	15	5978	9.70	24	61621	3217	2761	53.81	46.19
8	15	2014	6	17	5970	9.69	25	61621	3170	2800	53.10	46.90
11	29	2014	7	13	5969	9.69	26	61621	3023	2946	50.64	49.36
8	30	2014	7	12	5968	9.69	27	61621	2898	3070	48.56	51.44
8	24	2014	1	14	5958	9.67	28	61621	3154	2804	52.94	47.06
11	30	2014	1	16	5939	9.64	29	61621	3096	2843	52.13	47.87
12	27	2014	7	15	5931	9.62	30	61621	3072	2859	51.80	48.20
8	23	2014	7	12	5928	9.62	31	61621	2814	3114	47.47	52.53
8	15	2014	6	14	5927	9.62	32	61621	2973	2954	50.16	49.84
8	16	2014	7	12	5921	9.61	33	61621	2792	3129	47.15	52.85
7	6	2014	1	16	5915	9.60	34	61621	3150	2765	53.25	46.75
12	27	2014	7	13	5914	9.60	35	61621	3004	2910	50.79	49.21
11	29	2014	7	14	5906	9.58	36	61621	3098	2808	52.46	47.54
8	16	2014	7	11	5902	9.58	37	61621	2595	3307	43.97	56.03
8	17	2014	1	12	5879	9.54	38	61621	2902	2977	49.36	50.64
5	24	2014	7	12	5876	9.54	39	61621	2732	3144	46.49	53.51
7	6	2014	1	15	5870	9.53	40	61621	3061	2809	52.15	47.85
11	29	2014	7	15	5870	9.53	41	61621	3186	2684	54.28	45.72
8	24	2014	1	12	5869	9.52	42	61621	2887	2982	49.19	50.81
8	10	2014	1	15	5867	9.52	43	61621	2887	2980	49.21	50.79
8	8	2014	6	17	5861	9.51	44	61621	3000	2861	51.19	48.81
8	3	2014	1	14	5856	9.50	45	61621	2965	2891	50.63	49.37
6	13	2014	6	15	5850	9.49	46	61621	2768	3082	47.32	52.68
8	3	2014	1	17	5843	9.48	47	61621	3129	2714	53.55	46.45
8	22	2014	6	15	5841	9.48	48	61621	2902	2939	49.68	50.32
7	20	2014	1	13	5839	9.48	49	61621	2924	2915	50.08	49.92
8	24	2014	1	16	5828	9.46	50	61621	3218	2610	55.22	44.78
8	22	2014	6	16	5818	9.44	51	61621	2900	2918	49.85	50.15
7	6	2014	1	14	5799	9.41	52	61621	2796	3003	48.22	51.78
5	24	2014	7	11	5792	9.40	53	61621	2443	3349	42.18	57.82
6	13	2014	6	16	5792	9.40	54	61621	2752	3040	47.51	52.49
8	17	2014	1	17	5791	9.40	55	61621	3148	2643	54.36	45.64
6	15	2014	1	18	5790	9.40	56	61621	2986	2804	51.57	48.43
6	29	2014	1	18	5788	9.39	57	61621	3245	2543	56.06	43.94
7	26	2014	7	11	5787	9.39	58	61621	2671	3116	46.16	53.84
8	9	2014	7	11	5770	9.36	59	61621	2561	3209	44.38	55.62
8	24	2014	1	17	5768	9.36	60	61621	3187	2581	55.25	44.75
6	29	2014	1	17	5766	9.36	61	61621	3249	2517	56.35	43.65

MO	DY	YR	DAY OF WK	HR	HR VOL	PERCENT OF AADT	HOUR NUMBER	AADT	NORTH VOLUME	SOUTH VOLUME	PERCENT NORTH IS OF TOTAL VOLUME	PERCENT SOUTH IS OF TOTAL VOLUME
12	24	2014	4	13	5750	9.33	62	61621	2807	2943	48.82	51.18
7	27	2014	1	16	5748	9.33	63	61621	3028	2720	52.68	47.32
6	29	2014	1	14	5745	9.32	64	61621	3046	2699	53.02	46.98
8	22	2014	6	14	5741	9.32	65	61621	2869	2872	49.97	50.03
8	23	2014	7	11	5738	9.31	66	61621	2515	3223	43.83	56.17
7	20	2014	1	12	5731	9.30	67	61621	2790	2941	48.68	51.32
7	11	2014	6	16	5725	9.29	68	61621	3050	2675	53.28	46.72
7	27	2014	1	15	5724	9.29	69	61621	2913	2811	50.89	49.11
8	8	2014	6	16	5723	9.29	70	61621	2937	2786	51.32	48.68
8	10	2014	1	12	5723	9.29	71	61621	2716	3007	47.46	52.54
3	23	2014	1	18	5719	9.28	72	61621	3406	2313	59.56	40.44
7	27	2014	1	12	5719	9.28	73	61621	2915	2804	50.97	49.03
8	10	2014	1	14	5712	9.27	74	61621	2882	2830	50.46	49.54
12	26	2014	6	16	5711	9.27	75	61621	2783	2928	48.73	51.27
8	23	2014	7	14	5710	9.27	76	61621	2742	2968	48.02	51.98
5	24	2014	7	13	5706	9.26	77	61621	2725	2981	47.76	52.24
8	30	2014	7	11	5704	9.26	78	61621	2695	3009	47.25	52.75
6	15	2014	1	15	5697	9.25	79	61621	3124	2573	54.84	45.16
8	22	2014	6	17	5691	9.24	80	61621	2840	2851	49.90	50.10
7	13	2014	1	14	5690	9.23	81	61621	3044	2646	53.50	46.50
7	26	2014	7	12	5690	9.23	82	61621	2675	3015	47.01	52.99
11	29	2014	7	16	5690	9.23	83	61621	3247	2443	57.07	42.93
6	20	2014	6	15	5687	9.23	84	61621	2830	2857	49.76	50.24
8	29	2014	6	16	5687	9.23	85	61621	2839	2848	49.92	50.08
7	3	2014	5	15	5684	9.22	86	61621	2906	2778	51.13	48.87
12	28	2014	1	13	5684	9.22	87	61621	2969	2715	52.23	47.77
6	29	2014	1	16	5679	9.22	88	61621	3159	2520	55.63	44.37
8	8	2014	6	18	5678	9.21	89	61621	2880	2798	50.72	49.28
7	12	2014	7	12	5670	9.20	90	61621	2755	2915	48.59	51.41
7	11	2014	6	15	5669	9.20	91	61621	3061	2608	54.00	46.00
6	13	2014	6	14	5668	9.20	92	61621	2792	2876	49.26	50.74
7	25	2014	6	15	5665	9.19	93	61621	2824	2841	49.85	50.15
9	1	2014	2	15	5657	9.18	94	61621	3141	2516	55.52	44.48
8	10	2014	1	13	5656	9.18	95	61621	2740	2916	48.44	51.56
7	20	2014	1	18	5655	9.18	96	61621	3254	2401	57.54	42.46
8	15	2014	6	13	5654	9.18	97	61621	2712	2942	47.97	52.03
8	2	2014	7	11	5653	9.17	98	61621	2444	3209	43.23	56.77
8	22	2014	6	13	5653	9.17	99	61621	2786	2867	49.28	50.72
6	15	2014	1	16	5652	9.17	100	61621	2983	2669	52.78	47.22
4	18	2014	6	15	5648	9.17	101	61621	2582	3066	45.72	54.28
5	23	2014	6	15	5645	9.16	102	61621	2663	2982	47.17	52.83
7	12	2014	7	13	5645	9.16	103	61621	2776	2869	49.18	50.82
8	15	2014	6	15	5642	9.16	104	61621	2796	2846	49.56	50.44
8	3	2014	1	13	5636	9.15	105	61621	2934	2702	52.06	47.94
8	8	2014	6	15	5628	9.13	106	61621	2797	2831	49.70	50.30
7	13	2014	1	12	5625	9.13	107	61621	2870	2755	51.02	48.98
8	3	2014	1	16	5625	9.13	108	61621	3047	2578	54.17	45.83
8	16	2014	7	13	5625	9.13	109	61621	2690	2935	47.82	52.18

MO	DY	YR	DAY OF WK	HR	HR VOL	PERCENT OF AADT	HOUR NUMBER	AADT	NORTH VOLUME	SOUTH VOLUME	PERCENT NORTH IS OF TOTAL VOLUME	PERCENT SOUTH IS OF TOTAL VOLUME
6	27	2014	6	17	5624	9.13	110	61621	2566	3058	45.63	54.37
12	27	2014	7	16	5622	9.12	111	61621	3040	2582	54.07	45.93
5	26	2014	2	15	5614	9.11	112	61621	3062	2552	54.54	45.46
7	13	2014	1	13	5607	9.10	113	61621	2875	2732	51.28	48.72
8	24	2014	1	18	5603	9.09	114	61621	3125	2478	55.77	44.23
8	23	2014	7	13	5602	9.09	115	61621	2640	2962	47.13	52.87
7	19	2014	7	11	5597	9.08	116	61621	2530	3067	45.20	54.80
8	9	2014	7	12	5596	9.08	117	61621	2601	2995	46.48	53.52
7	25	2014	6	16	5594	9.08	118	61621	2720	2874	48.62	51.38
8	30	2014	7	15	5592	9.07	119	61621	2959	2633	52.91	47.09
6	20	2014	6	14	5587	9.07	120	61621	2745	2842	49.13	50.87
7	18	2014	6	15	5584	9.06	121	61621	2769	2815	49.59	50.41
6	27	2014	6	14	5579	9.05	122	61621	2653	2926	47.55	52.45
6	15	2014	1	13	5578	9.05	123	61621	2821	2757	50.57	49.43
7	12	2014	7	11	5578	9.05	124	61621	2487	3091	44.59	55.41
8	10	2014	1	17	5578	9.05	125	61621	2959	2619	53.05	46.95
8	10	2014	1	16	5577	9.05	126	61621	3008	2569	53.94	46.06
8	1	2014	6	12	5576	9.05	127	61621	2564	3012	45.98	54.02
8	2	2014	7	13	5576	9.05	128	61621	2609	2967	46.79	53.21
6	15	2014	1	17	5574	9.05	129	61621	2964	2610	53.18	46.82
8	3	2014	1	18	5574	9.05	130	61621	3222	2352	57.80	42.20
7	11	2014	6	12	5572	9.04	131	61621	2576	2996	46.23	53.77
7	27	2014	1	14	5564	9.03	132	61621	2735	2829	49.16	50.84
4	13	2014	1	15	5556	9.02	133	61621	2972	2584	53.49	46.51
6	13	2014	6	17	5552	9.01	134	61621	2610	2942	47.01	52.99
11	30	2014	1	17	5552	9.01	135	61621	3059	2493	55.10	44.90
7	6	2014	1	12	5550	9.01	136	61621	2708	2842	48.79	51.21
8	29	2014	6	14	5539	8.99	137	61621	2616	2923	47.23	52.77
8	2	2014	7	12	5536	8.98	138	61621	2555	2981	46.15	53.85
5	26	2014	2	16	5535	8.98	139	61621	2951	2584	53.32	46.68
6	27	2014	6	13	5533	8.98	140	61621	2668	2865	48.22	51.78
6	22	2014	1	14	5531	8.98	141	61621	2897	2634	52.38	47.62
6	29	2014	1	15	5528	8.97	142	61621	2961	2567	53.56	46.44
8	1	2014	6	15	5524	8.96	143	61621	2777	2747	50.27	49.73
7	18	2014	6	14	5523	8.96	144	61621	2796	2727	50.62	49.38
7	6	2014	1	17	5521	8.96	145	61621	3000	2521	54.34	45.66
8	29	2014	6	17	5521	8.96	146	61621	2791	2730	50.55	49.45
6	15	2014	1	14	5518	8.95	147	61621	3039	2479	55.07	44.93
7	11	2014	6	17	5515	8.95	148	61621	2819	2696	51.12	48.88
7	27	2014	1	17	5514	8.95	149	61621	2963	2551	53.74	46.26
7	25	2014	6	14	5512	8.95	150	61621	2857	2655	51.83	48.17
7	3	2014	5	14	5509	8.94	151	61621	2778	2731	50.43	49.57
8	1	2014	6	13	5509	8.94	152	61621	2722	2787	49.41	50.59
8	16	2014	7	14	5509	8.94	153	61621	2738	2771	49.70	50.30
5	23	2014	6	18	5504	8.93	154	61621	2594	2910	47.13	52.87
7	19	2014	7	12	5503	8.93	155	61621	2630	2873	47.79	52.21
8	1	2014	6	17	5501	8.93	156	61621	2593	2908	47.14	52.86
5	23	2014	6	17	5493	8.91	157	61621	2573	2920	46.84	53.16

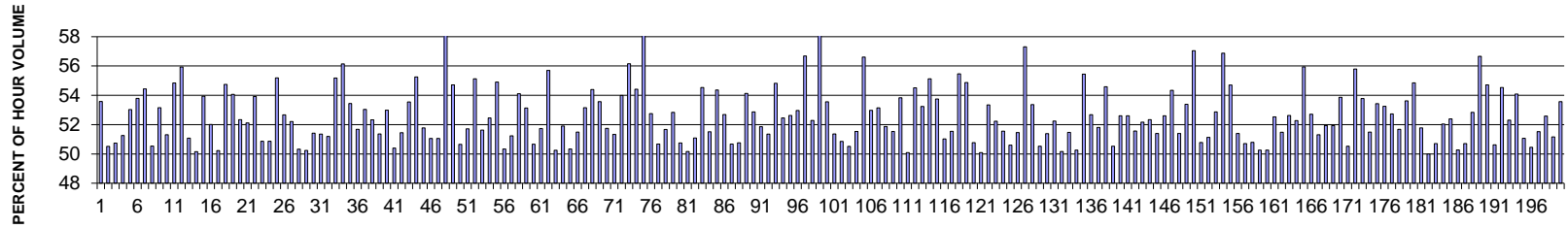
MO	DY	YR	DAY OF WK	HR	HR VOL	PERCENT OF AADT	HOUR NUMBER	AADT	NORTH VOLUME	SOUTH VOLUME	PERCENT NORTH IS OF TOTAL VOLUME	PERCENT SOUTH IS OF TOTAL VOLUME
6	20	2014	6	13	5493	8.91	158	61621	2688	2805	48.94	51.06
4	25	2014	6	15	5491	8.91	159	61621	2687	2804	48.93	51.07
6	14	2014	7	12	5490	8.91	160	61621	2593	2897	47.23	52.77
8	30	2014	7	16	5488	8.91	161	61621	2723	2765	49.62	50.38
6	22	2014	1	17	5482	8.90	162	61621	3093	2389	56.42	43.58
8	1	2014	6	16	5482	8.90	163	61621	2735	2747	49.89	50.11
8	8	2014	6	12	5481	8.89	164	61621	2528	2953	46.12	53.88
3	21	2014	6	16	5480	8.89	165	61621	2732	2748	49.85	50.15
6	28	2014	7	12	5473	8.88	166	61621	2651	2822	48.44	51.56
3	30	2014	1	15	5468	8.87	167	61621	2726	2742	49.85	50.15
5	23	2014	6	16	5468	8.87	168	61621	2567	2901	46.95	53.05
7	18	2014	6	12	5468	8.87	169	61621	2605	2863	47.64	52.36
12	28	2014	1	14	5464	8.87	170	61621	2869	2595	52.51	47.49
8	10	2014	1	18	5460	8.86	171	61621	2866	2594	52.49	47.51
7	18	2014	6	18	5458	8.86	172	61621	2634	2824	48.26	51.74
5	26	2014	2	14	5457	8.86	173	61621	2866	2591	52.52	47.48
8	17	2014	1	19	5455	8.85	174	61621	3178	2277	58.26	41.74
8	9	2014	7	15	5451	8.85	175	61621	2777	2674	50.94	49.06
6	27	2014	6	15	5446	8.84	176	61621	2554	2892	46.90	53.10
12	24	2014	4	14	5444	8.83	177	61621	2651	2793	48.70	51.30
7	4	2014	6	12	5441	8.83	178	61621	2591	2850	47.62	52.38
8	29	2014	6	13	5441	8.83	179	61621	2694	2747	49.51	50.49
9	1	2014	2	16	5434	8.82	180	61621	2954	2480	54.36	45.64
7	3	2014	5	18	5431	8.81	181	61621	2626	2805	48.35	51.65
7	3	2014	5	17	5427	8.81	182	61621	2707	2720	49.88	50.12
8	1	2014	6	14	5425	8.80	183	61621	2791	2634	51.45	48.55
7	27	2014	1	18	5422	8.80	184	61621	2981	2441	54.98	45.02
12	24	2014	4	15	5420	8.80	185	61621	2741	2679	50.57	49.43
6	28	2014	7	14	5418	8.79	186	61621	2797	2621	51.62	48.38
7	25	2014	6	12	5417	8.79	187	61621	2591	2826	47.83	52.17
7	3	2014	5	16	5416	8.79	188	61621	2665	2751	49.21	50.79
7	18	2014	6	16	5416	8.79	189	61621	2694	2722	49.74	50.26
10	19	2014	1	16	5414	8.79	190	61621	2950	2464	54.49	45.51
2	14	2014	6	15	5408	8.78	191	61621	2516	2892	46.52	53.48
4	20	2014	1	18	5408	8.78	192	61621	3081	2327	56.97	43.03
8	30	2014	7	14	5407	8.77	193	61621	2729	2678	50.47	49.53
6	29	2014	1	13	5406	8.77	194	61621	2743	2663	50.74	49.26
6	20	2014	6	12	5402	8.77	195	61621	2465	2937	45.63	54.37
2	15	2014	7	12	5399	8.76	196	61621	2537	2862	46.99	53.01
4	11	2014	6	15	5398	8.76	197	61621	2666	2732	49.39	50.61
8	16	2014	7	15	5392	8.75	198	61621	2694	2698	49.96	50.04
8	15	2014	6	18	5390	8.75	199	61621	2739	2651	50.82	49.18
6	29	2014	1	19	5387	8.74	200	61621	3089	2298	57.34	42.66

**SR 017 MP 30.37 OTHELLO ADC SITE R020
K FOR PEAK 200 HOURS OF 2014**



AADT= 6375 K 30 FACTOR= 9.91 K 100 FACTOR= 9.25 K 200 FACTOR= 8.78 D 30 FACTOR= 51.42

**SR 017 MP 30.37 OTHELLO ADC SITE R020
D % IN THE PEAK 200 HOURS OF 2014**



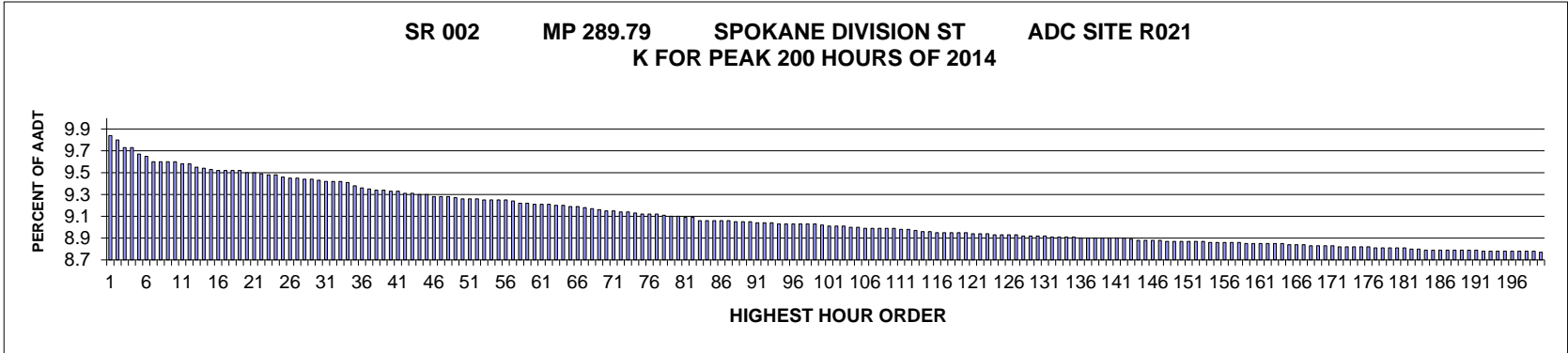
MO	DY	YR	DAY OF WK	HR	HR VOL	PERCENT OF AADT	HOUR NUMBER	AADT	NORTH VOLUME	SOUTH VOLUME	PERCENT NORTH IS OF TOTAL VOLUME	PERCENT SOUTH IS OF TOTAL VOLUME
3	28	2014	6	17	685	10.75	1	6375	318	367	46.42	53.58
10	10	2014	6	17	685	10.75	2	6375	339	346	49.49	50.51
9	5	2014	6	17	680	10.67	3	6375	345	335	50.74	49.26
10	10	2014	6	18	675	10.59	4	6375	329	346	48.74	51.26
5	23	2014	6	15	660	10.35	5	6375	350	310	53.03	46.97
9	5	2014	6	18	660	10.35	6	6375	305	355	46.21	53.79
4	11	2014	6	17	654	10.26	7	6375	298	356	45.57	54.43
5	9	2014	6	16	651	10.21	8	6375	322	329	49.46	50.54
7	3	2014	5	17	651	10.21	9	6375	346	305	53.15	46.85
9	19	2014	6	18	651	10.21	10	6375	317	334	48.69	51.31
9	26	2014	6	18	651	10.21	11	6375	294	357	45.16	54.84
10	3	2014	6	16	649	10.18	12	6375	286	363	44.07	55.93
5	30	2014	6	17	648	10.16	13	6375	317	331	48.92	51.08

MO	DY	YR	DAY OF WK	HR	HR VOL	PERCENT OF AADT	HOUR NUMBER	AADT	NORTH VOLUME	SOUTH VOLUME	PERCENT NORTH IS OF TOTAL VOLUME	PERCENT SOUTH IS OF TOTAL VOLUME
8	29	2014	6	17	648	10.16	14	6375	323	325	49.85	50.15
11	14	2014	6	17	647	10.15	15	6375	298	349	46.06	53.94
9	12	2014	6	17	646	10.13	16	6375	310	336	47.99	52.01
10	3	2014	6	17	645	10.12	17	6375	324	321	50.23	49.77
9	12	2014	6	18	643	10.09	18	6375	291	352	45.26	54.74
4	25	2014	6	17	640	10.04	19	6375	294	346	45.94	54.06
10	17	2014	6	17	640	10.04	20	6375	305	335	47.66	52.34
5	30	2014	6	18	639	10.02	21	6375	306	333	47.89	52.11
3	14	2014	6	17	638	10.01	22	6375	344	294	53.92	46.08
6	13	2014	6	17	637	9.99	23	6375	313	324	49.14	50.86
7	18	2014	6	16	637	9.99	24	6375	324	313	50.86	49.14
3	21	2014	6	18	636	9.98	25	6375	285	351	44.81	55.19
10	10	2014	6	16	636	9.98	26	6375	335	301	52.67	47.33
8	22	2014	6	17	634	9.95	27	6375	331	303	52.21	47.79
9	19	2014	6	17	634	9.95	28	6375	319	315	50.32	49.68
3	28	2014	6	18	633	9.93	29	6375	315	318	49.76	50.24
6	6	2014	6	18	632	9.91	30	6375	307	325	48.58	51.42
8	20	2014	4	17	629	9.87	31	6375	323	306	51.35	48.65
10	17	2014	6	18	629	9.87	32	6375	307	322	48.81	51.19
11	7	2014	6	17	627	9.84	33	6375	281	346	44.82	55.18
11	26	2014	4	17	627	9.84	34	6375	275	352	43.86	56.14
8	29	2014	6	18	625	9.80	35	6375	291	334	46.56	53.44
9	10	2014	4	17	625	9.80	36	6375	302	323	48.32	51.68
5	23	2014	6	16	624	9.79	37	6375	331	293	53.04	46.96
2	28	2014	6	17	623	9.77	38	6375	297	326	47.67	52.33
10	3	2014	6	18	623	9.77	39	6375	303	320	48.64	51.36
6	27	2014	6	18	621	9.74	40	6375	292	329	47.02	52.98
9	29	2014	2	17	621	9.74	41	6375	313	308	50.40	49.60
5	2	2014	6	17	620	9.73	42	6375	301	319	48.55	51.45
8	8	2014	6	16	620	9.73	43	6375	288	332	46.45	53.55
10	31	2014	6	17	619	9.71	44	6375	277	342	44.75	55.25
7	25	2014	6	17	618	9.69	45	6375	298	320	48.22	51.78
4	11	2014	6	18	617	9.68	46	6375	315	302	51.05	48.95
4	25	2014	6	18	617	9.68	47	6375	302	315	48.95	51.05
3	7	2014	6	17	616	9.66	48	6375	254	362	41.23	58.77
7	18	2014	6	17	616	9.66	49	6375	279	337	45.29	54.71
12	12	2014	6	17	616	9.66	50	6375	304	312	49.35	50.65
6	5	2014	5	17	615	9.65	51	6375	297	318	48.29	51.71
9	26	2014	6	17	615	9.65	52	6375	276	339	44.88	55.12
7	25	2014	6	18	612	9.60	53	6375	296	316	48.37	51.63
8	8	2014	6	18	612	9.60	54	6375	291	321	47.55	52.45
11	3	2014	2	17	612	9.60	55	6375	276	336	45.10	54.90
5	9	2014	6	18	610	9.57	56	6375	303	307	49.67	50.33
5	16	2014	6	17	609	9.55	57	6375	297	312	48.77	51.23
2	28	2014	6	18	608	9.54	58	6375	279	329	45.89	54.11
3	21	2014	6	17	608	9.54	59	6375	285	323	46.88	53.13
11	21	2014	6	17	608	9.54	60	6375	300	308	49.34	50.66
11	14	2014	6	16	607	9.52	61	6375	293	314	48.27	51.73

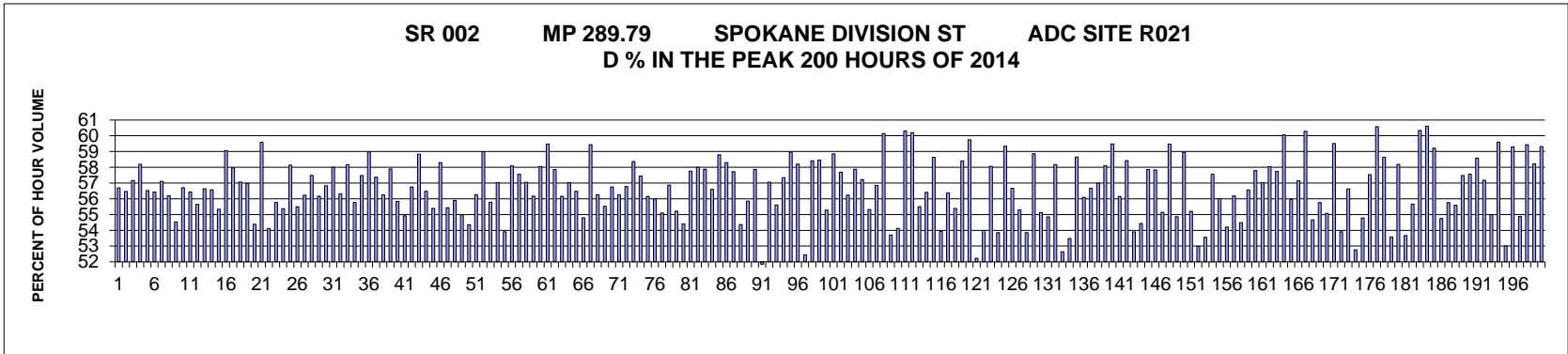
MO	DY	YR	DAY OF WK	HR	HR VOL	PERCENT OF AADT	HOUR NUMBER	AADT	NORTH VOLUME	SOUTH VOLUME	PERCENT NORTH IS OF TOTAL VOLUME	PERCENT SOUTH IS OF TOTAL VOLUME
5	23	2014	6	18	605	9.49	62	6375	337	268	55.70	44.30
8	1	2014	6	17	605	9.49	63	6375	304	301	50.25	49.75
12	5	2014	6	17	605	9.49	64	6375	291	314	48.10	51.90
5	16	2014	6	18	604	9.47	65	6375	300	304	49.67	50.33
8	14	2014	5	18	604	9.47	66	6375	311	293	51.49	48.51
9	30	2014	3	17	604	9.47	67	6375	283	321	46.85	53.15
8	8	2014	6	17	603	9.46	68	6375	275	328	45.61	54.39
8	18	2014	2	17	603	9.46	69	6375	280	323	46.43	53.57
10	9	2014	5	17	603	9.46	70	6375	312	291	51.74	48.26
6	6	2014	6	17	602	9.44	71	6375	309	293	51.33	48.67
6	20	2014	6	18	602	9.44	72	6375	277	325	46.01	53.99
10	9	2014	5	18	602	9.44	73	6375	264	338	43.85	56.15
7	31	2014	5	17	601	9.43	74	6375	274	327	45.59	54.41
11	4	2014	3	17	601	9.43	75	6375	232	369	38.60	61.40
12	19	2014	6	16	601	9.43	76	6375	284	317	47.25	52.75
8	15	2014	6	18	600	9.41	77	6375	296	304	49.33	50.67
9	11	2014	5	17	600	9.41	78	6375	290	310	48.33	51.67
10	8	2014	4	17	600	9.41	79	6375	283	317	47.17	52.83
9	12	2014	6	16	599	9.40	80	6375	295	304	49.25	50.75
5	30	2014	6	16	598	9.38	81	6375	298	300	49.83	50.17
8	19	2014	3	17	597	9.36	82	6375	292	305	48.91	51.09
3	27	2014	5	17	596	9.35	83	6375	271	325	45.47	54.53
8	21	2014	5	17	596	9.35	84	6375	289	307	48.49	51.51
9	25	2014	5	17	596	9.35	85	6375	272	324	45.64	54.36
3	24	2014	2	17	594	9.32	86	6375	281	313	47.31	52.69
11	7	2014	6	16	594	9.32	87	6375	301	293	50.67	49.33
10	31	2014	6	16	593	9.30	88	6375	292	301	49.24	50.76
11	7	2014	6	18	593	9.30	89	6375	272	321	45.87	54.13
6	6	2014	6	16	592	9.29	90	6375	313	279	52.87	47.13
8	6	2014	4	17	592	9.29	91	6375	285	307	48.14	51.86
11	21	2014	6	16	592	9.29	92	6375	288	304	48.65	51.35
6	26	2014	5	17	591	9.27	93	6375	267	324	45.18	54.82
6	27	2014	6	16	591	9.27	94	6375	281	310	47.55	52.45
7	3	2014	5	16	591	9.27	95	6375	280	311	47.38	52.62
7	14	2014	2	17	591	9.27	96	6375	278	313	47.04	52.96
7	24	2014	5	18	591	9.27	97	6375	256	335	43.32	56.68
9	9	2014	3	17	591	9.27	98	6375	282	309	47.72	52.28
11	5	2014	4	17	591	9.27	99	6375	239	352	40.44	59.56
3	13	2014	5	18	590	9.25	100	6375	274	316	46.44	53.56
7	18	2014	6	18	590	9.25	101	6375	287	303	48.64	51.36
8	15	2014	6	17	590	9.25	102	6375	300	290	50.85	49.15
8	22	2014	6	16	590	9.25	103	6375	298	292	50.51	49.49
9	19	2014	6	16	590	9.25	104	6375	286	304	48.47	51.53
11	10	2014	2	17	590	9.25	105	6375	256	334	43.39	56.61
3	20	2014	5	17	589	9.24	106	6375	277	312	47.03	52.97
7	2	2014	4	18	589	9.24	107	6375	276	313	46.86	53.14
6	27	2014	6	17	588	9.22	108	6375	283	305	48.13	51.87
8	28	2014	5	17	588	9.22	109	6375	285	303	48.47	51.53

MO	DY	YR	DAY OF WK	HR	HR VOL	PERCENT OF AADT	HOUR NUMBER	AADT	NORTH VOLUME	SOUTH VOLUME	PERCENT NORTH IS OF TOTAL VOLUME	PERCENT SOUTH IS OF TOTAL VOLUME
4	10	2014	5	17	587	9.21	110	6375	271	316	46.17	53.83
7	11	2014	6	17	587	9.21	111	6375	294	293	50.09	49.91
11	6	2014	5	17	587	9.21	112	6375	267	320	45.49	54.51
5	9	2014	6	17	586	9.19	113	6375	274	312	46.76	53.24
6	5	2014	5	18	586	9.19	114	6375	263	323	44.88	55.12
6	19	2014	5	18	586	9.19	115	6375	271	315	46.25	53.75
7	7	2014	2	17	586	9.19	116	6375	299	287	51.02	48.98
8	1	2014	6	18	586	9.19	117	6375	284	302	48.46	51.54
11	26	2014	4	16	586	9.19	118	6375	261	325	44.54	55.46
2	28	2014	6	16	585	9.18	119	6375	264	321	45.13	54.87
6	30	2014	2	17	585	9.18	120	6375	288	297	49.23	50.77
8	1	2014	6	16	583	9.15	121	6375	292	291	50.09	49.91
9	26	2014	6	16	583	9.15	122	6375	311	272	53.34	46.66
7	17	2014	5	18	582	9.13	123	6375	304	278	52.23	47.77
10	2	2014	5	17	582	9.13	124	6375	282	300	48.45	51.55
4	18	2014	6	17	581	9.11	125	6375	287	294	49.40	50.60
10	6	2014	2	18	581	9.11	126	6375	282	299	48.54	51.46
10	30	2014	5	17	581	9.11	127	6375	248	333	42.69	57.31
12	4	2014	5	17	581	9.11	128	6375	271	310	46.64	53.36
3	14	2014	6	16	580	9.10	129	6375	293	287	50.52	49.48
9	5	2014	6	16	580	9.10	130	6375	282	298	48.62	51.38
9	25	2014	5	16	580	9.10	131	6375	277	303	47.76	52.24
10	2	2014	5	18	580	9.10	132	6375	291	289	50.17	49.83
5	22	2014	5	18	579	9.08	133	6375	281	298	48.53	51.47
6	24	2014	3	17	579	9.08	134	6375	288	291	49.74	50.26
8	29	2014	6	16	579	9.08	135	6375	321	258	55.44	44.56
10	6	2014	2	17	579	9.08	136	6375	274	305	47.32	52.68
10	7	2014	3	16	579	9.08	137	6375	279	300	48.19	51.81
10	7	2014	3	17	579	9.08	138	6375	263	316	45.42	54.58
6	6	2014	6	15	578	9.07	139	6375	286	292	49.48	50.52
6	13	2014	6	18	578	9.07	140	6375	304	274	52.60	47.40
6	16	2014	2	17	578	9.07	141	6375	304	274	52.60	47.40
7	2	2014	4	17	578	9.07	142	6375	280	298	48.44	51.56
4	18	2014	6	18	577	9.05	143	6375	276	301	47.83	52.17
7	16	2014	4	18	577	9.05	144	6375	302	275	52.34	47.66
5	8	2014	5	17	576	9.04	145	6375	280	296	48.61	51.39
7	22	2014	3	17	576	9.04	146	6375	273	303	47.40	52.60
9	11	2014	5	18	576	9.04	147	6375	263	313	45.66	54.34
9	16	2014	3	17	576	9.04	148	6375	280	296	48.61	51.39
5	15	2014	5	17	575	9.02	149	6375	268	307	46.61	53.39
7	11	2014	6	16	575	9.02	150	6375	247	328	42.96	57.04
8	13	2014	4	18	575	9.02	151	6375	292	283	50.78	49.22
8	21	2014	5	16	575	9.02	152	6375	281	294	48.87	51.13
11	14	2014	6	18	575	9.02	153	6375	271	304	47.13	52.87
12	5	2014	6	16	575	9.02	154	6375	248	327	43.13	56.87
8	20	2014	4	18	574	9.00	155	6375	260	314	45.30	54.70
9	8	2014	2	17	574	9.00	156	6375	279	295	48.61	51.39
10	13	2014	2	18	574	9.00	157	6375	291	283	50.70	49.30

MO	DY	YR	DAY OF WK	HR	HR VOL	PERCENT OF AADT	HOUR NUMBER	AADT	NORTH VOLUME	SOUTH VOLUME	PERCENT NORTH IS OF TOTAL VOLUME	PERCENT SOUTH IS OF TOTAL VOLUME
2	14	2014	6	18	573	8.99	158	6375	282	291	49.21	50.79
5	29	2014	5	17	573	8.99	159	6375	285	288	49.74	50.26
7	21	2014	2	17	573	8.99	160	6375	288	285	50.26	49.74
7	30	2014	4	16	573	8.99	161	6375	272	301	47.47	52.53
12	2	2014	3	17	573	8.99	162	6375	278	295	48.52	51.48
4	11	2014	6	16	572	8.97	163	6375	301	271	52.62	47.38
8	14	2014	5	16	572	8.97	164	6375	299	273	52.27	47.73
12	16	2014	3	17	572	8.97	165	6375	252	320	44.06	55.94
5	16	2014	6	16	571	8.96	166	6375	301	270	52.71	47.29
8	15	2014	6	16	571	8.96	167	6375	278	293	48.69	51.31
3	28	2014	6	16	570	8.94	168	6375	274	296	48.07	51.93
6	20	2014	6	16	570	8.94	169	6375	274	296	48.07	51.93
7	10	2014	5	18	570	8.94	170	6375	263	307	46.14	53.86
10	17	2014	6	16	570	8.94	171	6375	282	288	49.47	50.53
12	11	2014	5	17	570	8.94	172	6375	252	318	44.21	55.79
4	17	2014	5	17	569	8.93	173	6375	263	306	46.22	53.78
6	11	2014	4	18	569	8.93	174	6375	293	276	51.49	48.51
7	25	2014	6	16	569	8.93	175	6375	265	304	46.57	53.43
8	18	2014	2	16	569	8.93	176	6375	266	303	46.75	53.25
6	18	2014	4	17	567	8.89	177	6375	268	299	47.27	52.73
8	19	2014	3	18	567	8.89	178	6375	274	293	48.32	51.68
9	23	2014	3	17	567	8.89	179	6375	263	304	46.38	53.62
10	9	2014	5	16	567	8.89	180	6375	256	311	45.15	54.85
5	28	2014	4	16	566	8.88	181	6375	293	273	51.77	48.23
8	25	2014	2	17	566	8.88	182	6375	283	283	50.00	50.00
10	16	2014	5	17	566	8.88	183	6375	279	287	49.29	50.71
4	25	2014	6	16	565	8.86	184	6375	271	294	47.96	52.04
6	26	2014	5	18	565	8.86	185	6375	269	296	47.61	52.39
10	6	2014	2	16	565	8.86	186	6375	284	281	50.27	49.73
5	1	2014	5	17	564	8.85	187	6375	278	286	49.29	50.71
9	4	2014	5	17	564	8.85	188	6375	266	298	47.16	52.84
3	25	2014	3	17	563	8.83	189	6375	244	319	43.34	56.66
5	2	2014	6	18	563	8.83	190	6375	255	308	45.29	54.71
6	13	2014	6	16	563	8.83	191	6375	278	285	49.38	50.62
10	30	2014	5	16	563	8.83	192	6375	256	307	45.47	54.53
4	4	2014	6	18	562	8.82	193	6375	268	294	47.69	52.31
5	20	2014	3	17	562	8.82	194	6375	258	304	45.91	54.09
8	27	2014	4	17	562	8.82	195	6375	275	287	48.93	51.07
5	2	2014	6	16	561	8.80	196	6375	283	278	50.45	49.55
5	22	2014	5	16	561	8.80	197	6375	289	272	51.52	48.48
7	10	2014	5	17	561	8.80	198	6375	266	295	47.42	52.58
8	12	2014	3	17	561	8.80	199	6375	274	287	48.84	51.16
6	2	2014	2	17	560	8.78	200	6375	260	300	46.43	53.57



AADT= 40120 K 30 FACTOR= 9.43 K 100 FACTOR= 9.02 K 200 FACTOR= 8.77 D 30 FACTOR= 56.83



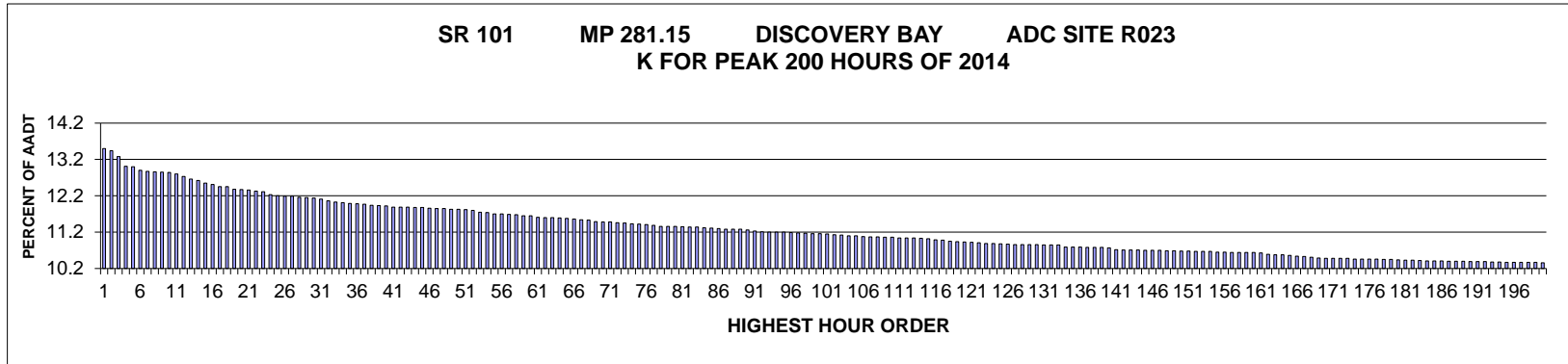
MO	DY	YR	DAY OF WK	HR	HR VOL	PERCENT OF AADT	HOUR NUMBER	AADT	EAST VOLUME	WEST VOLUME	PERCENT EAST IS OF TOTAL VOLUME	PERCENT WEST IS OF TOTAL VOLUME
2	14	2014	6	16	3946	9.84	1	40120	2237	1709	56.69	43.31
12	19	2014	6	16	3933	9.80	2	40120	2221	1712	56.47	43.53
2	14	2014	6	17	3905	9.73	3	40120	2232	1673	57.16	42.84
10	24	2014	6	17	3903	9.73	4	40120	2271	1632	58.19	41.81
12	19	2014	6	17	3880	9.67	5	40120	2193	1687	56.52	43.48
12	23	2014	3	16	3872	9.65	6	40120	2185	1687	56.43	43.57
5	9	2014	6	17	3853	9.60	7	40120	2200	1653	57.10	42.90
12	22	2014	2	16	3852	9.60	8	40120	2165	1687	56.20	43.80
12	19	2014	6	14	3851	9.60	9	40120	2100	1751	54.53	45.47
2	28	2014	6	16	3850	9.60	10	40120	2183	1667	56.70	43.30
12	22	2014	2	15	3845	9.58	11	40120	2170	1675	56.44	43.56
12	19	2014	6	15	3844	9.58	12	40120	2139	1705	55.65	44.35
5	9	2014	6	16	3833	9.55	13	40120	2171	1662	56.64	43.36

MO	DY	YR	DAY OF WK	HR	HR VOL	PERCENT OF AADT	HOUR NUMBER	AADT	EAST VOLUME	WEST VOLUME	PERCENT EAST IS OF TOTAL VOLUME	PERCENT WEST IS OF TOTAL VOLUME
10	24	2014	6	16	3829	9.54	14	40120	2166	1663	56.57	43.43
2	15	2014	7	15	3822	9.53	15	40120	2115	1707	55.34	44.66
2	21	2014	6	17	3820	9.52	16	40120	2256	1564	59.06	40.94
4	4	2014	6	17	3820	9.52	17	40120	2214	1606	57.96	42.04
4	11	2014	6	16	3820	9.52	18	40120	2180	1640	57.07	42.93
2	14	2014	6	15	3818	9.52	19	40120	2175	1643	56.97	43.03
12	23	2014	3	15	3813	9.50	20	40120	2074	1739	54.39	45.61
4	18	2014	6	17	3811	9.50	21	40120	2271	1540	59.59	40.41
6	6	2014	6	16	3808	9.49	22	40120	2061	1747	54.12	45.88
12	12	2014	6	16	3805	9.48	23	40120	2122	1683	55.77	44.23
12	22	2014	2	14	3802	9.48	24	40120	2105	1697	55.37	44.63
2	14	2014	6	18	3795	9.46	25	40120	2206	1589	58.13	41.87
4	25	2014	6	16	3792	9.45	26	40120	2104	1688	55.49	44.51
10	31	2014	6	16	3790	9.45	27	40120	2131	1659	56.23	43.77
5	2	2014	6	17	3787	9.44	28	40120	2177	1610	57.49	42.51
10	17	2014	6	16	3787	9.44	29	40120	2127	1660	56.17	43.83
9	26	2014	6	16	3785	9.43	30	40120	2151	1634	56.83	43.17
2	28	2014	6	17	3779	9.42	31	40120	2192	1587	58.00	42.00
3	7	2014	6	16	3779	9.42	32	40120	2128	1651	56.31	43.69
11	7	2014	6	17	3779	9.42	33	40120	2198	1581	58.16	41.84
11	7	2014	6	16	3776	9.41	34	40120	2106	1670	55.77	44.23
11	14	2014	6	17	3765	9.38	35	40120	2164	1601	57.48	42.52
10	10	2014	6	17	3756	9.36	36	40120	2215	1541	58.97	41.03
12	5	2014	6	17	3751	9.35	37	40120	2152	1599	57.37	42.63
9	19	2014	6	17	3749	9.34	38	40120	2109	1640	56.26	43.74
2	28	2014	6	18	3748	9.34	39	40120	2170	1578	57.90	42.10
12	22	2014	2	13	3743	9.33	40	40120	2090	1653	55.84	44.16
2	15	2014	7	14	3742	9.33	41	40120	2055	1687	54.92	45.08
10	10	2014	6	16	3736	9.31	42	40120	2120	1616	56.75	43.25
10	17	2014	6	17	3736	9.31	43	40120	2198	1538	58.83	41.17
6	13	2014	6	16	3732	9.30	44	40120	2108	1624	56.48	43.52
6	6	2014	6	17	3730	9.30	45	40120	2066	1664	55.39	44.61
5	30	2014	6	17	3724	9.28	46	40120	2171	1553	58.30	41.70
2	28	2014	6	15	3723	9.28	47	40120	2064	1659	55.44	44.56
12	5	2014	6	16	3723	9.28	48	40120	2081	1642	55.90	44.10
12	23	2014	3	14	3721	9.27	49	40120	2046	1675	54.99	45.01
2	14	2014	6	14	3716	9.26	50	40120	2020	1696	54.36	45.64
4	18	2014	6	16	3716	9.26	51	40120	2091	1625	56.27	43.73
3	7	2014	6	17	3715	9.26	52	40120	2191	1524	58.98	41.02
2	15	2014	7	13	3711	9.25	53	40120	2070	1641	55.78	44.22
4	11	2014	6	17	3711	9.25	54	40120	2116	1595	57.02	42.98
2	14	2014	6	13	3710	9.25	55	40120	2000	1710	53.91	46.09
10	31	2014	6	17	3710	9.25	56	40120	2155	1555	58.09	41.91
1	3	2014	6	16	3706	9.24	57	40120	2133	1573	57.56	42.44
11	21	2014	6	17	3700	9.22	58	40120	2111	1589	57.05	42.95
2	21	2014	6	16	3698	9.22	59	40120	2077	1621	56.17	43.83
12	18	2014	5	17	3697	9.21	60	40120	2146	1551	58.05	41.95
12	23	2014	3	17	3696	9.21	61	40120	2198	1498	59.47	40.53

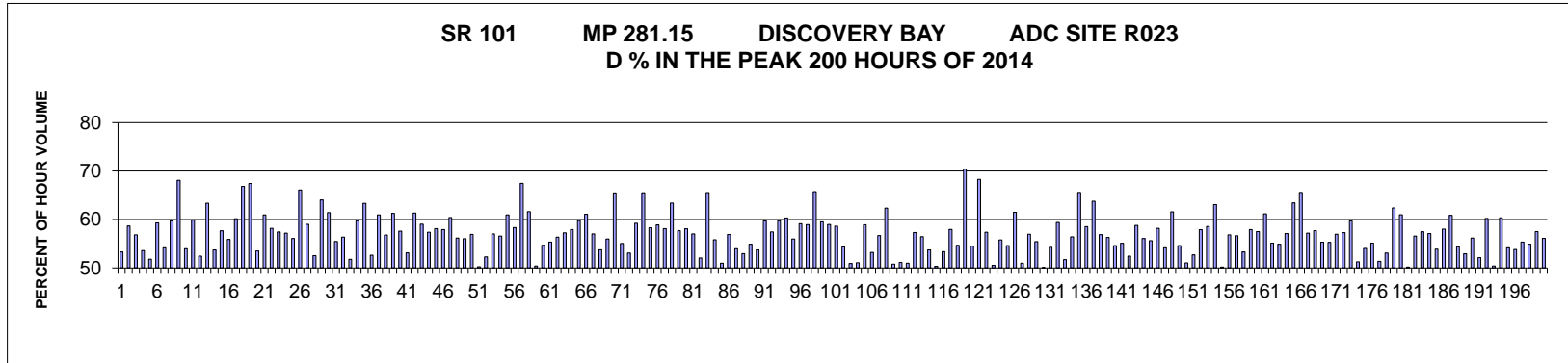
MO	DY	YR	DAY OF WK	HR	HR VOL	PERCENT OF AADT	HOUR NUMBER	AADT	EAST VOLUME	WEST VOLUME	PERCENT EAST IS OF TOTAL VOLUME	PERCENT WEST IS OF TOTAL VOLUME
9	18	2014	5	17	3695	9.21	62	40120	2138	1557	57.86	42.14
11	14	2014	6	16	3693	9.20	63	40120	2074	1619	56.16	43.84
9	5	2014	6	17	3690	9.20	64	40120	2104	1586	57.02	42.98
4	4	2014	6	16	3686	9.19	65	40120	2082	1604	56.48	43.52
5	16	2014	6	16	3686	9.19	66	40120	2020	1666	54.80	45.20
10	10	2014	6	18	3685	9.18	67	40120	2190	1495	59.43	40.57
4	25	2014	6	17	3677	9.17	68	40120	2069	1608	56.27	43.73
12	23	2014	3	13	3676	9.16	69	40120	2041	1635	55.52	44.48
3	14	2014	6	16	3672	9.15	70	40120	2084	1588	56.75	43.25
12	22	2014	2	17	3671	9.15	71	40120	2065	1606	56.25	43.75
6	27	2014	6	16	3667	9.14	72	40120	2082	1585	56.78	43.22
6	13	2014	6	17	3665	9.14	73	40120	2139	1526	58.36	41.64
6	20	2014	6	16	3664	9.13	74	40120	2105	1559	57.45	42.55
5	9	2014	6	15	3660	9.12	75	40120	2055	1605	56.15	43.85
4	4	2014	6	15	3659	9.12	76	40120	2049	1610	56.00	44.00
3	7	2014	6	15	3657	9.12	77	40120	2015	1642	55.10	44.90
5	23	2014	6	17	3654	9.11	78	40120	2078	1576	56.87	43.13
9	5	2014	6	16	3651	9.10	79	40120	2016	1635	55.22	44.78
12	12	2014	6	15	3650	9.10	80	40120	1986	1664	54.41	45.59
5	9	2014	6	18	3647	9.09	81	40120	2106	1541	57.75	42.25
9	11	2014	5	17	3645	9.09	82	40120	2114	1531	58.00	42.00
9	26	2014	6	17	3635	9.06	83	40120	2104	1531	57.88	42.12
2	13	2014	5	16	3634	9.06	84	40120	2057	1577	56.60	43.40
2	13	2014	5	18	3633	9.06	85	40120	2136	1497	58.79	41.21
3	21	2014	6	17	3633	9.06	86	40120	2118	1515	58.30	41.70
5	16	2014	6	17	3633	9.06	87	40120	2097	1536	57.72	42.28
7	18	2014	6	15	3631	9.05	88	40120	1974	1657	54.37	45.63
3	21	2014	6	16	3629	9.05	89	40120	2027	1602	55.86	44.14
3	28	2014	6	16	3629	9.05	90	40120	2100	1529	57.87	42.13
2	22	2014	7	15	3628	9.04	91	40120	1881	1747	51.85	48.15
12	15	2014	2	16	3626	9.04	92	40120	2069	1557	57.06	42.94
10	31	2014	6	15	3625	9.04	93	40120	2016	1609	55.61	44.39
11	21	2014	6	16	3624	9.03	94	40120	2078	1546	57.34	42.66
10	30	2014	5	17	3623	9.03	95	40120	2136	1487	58.96	41.04
12	17	2014	4	16	3622	9.03	96	40120	2108	1514	58.20	41.80
3	1	2014	7	14	3621	9.03	97	40120	1899	1722	52.44	47.56
9	3	2014	4	17	3621	9.03	98	40120	2115	1506	58.41	41.59
9	12	2014	6	17	3621	9.03	99	40120	2117	1504	58.46	41.54
9	19	2014	6	16	3620	9.02	100	40120	2001	1619	55.28	44.72
3	14	2014	6	17	3616	9.01	101	40120	2128	1488	58.85	41.15
5	23	2014	6	16	3616	9.01	102	40120	2086	1530	57.69	42.31
12	18	2014	5	16	3613	9.01	103	40120	2032	1581	56.24	43.76
6	11	2014	4	17	3611	9.00	104	40120	2090	1521	57.88	42.12
3	1	2014	7	13	3609	9.00	105	40120	2065	1544	57.22	42.78
12	5	2014	6	15	3606	8.99	106	40120	1995	1611	55.32	44.68
12	20	2014	7	13	3606	8.99	107	40120	2050	1556	56.85	43.15
2	13	2014	5	17	3605	8.99	108	40120	2168	1437	60.14	39.86
10	10	2014	6	14	3605	8.99	109	40120	1936	1669	53.70	46.30

MO	DY	YR	DAY OF WK	HR	HR VOL	PERCENT OF AADT	HOUR NUMBER	AADT	EAST VOLUME	WEST VOLUME	PERCENT EAST IS OF TOTAL VOLUME	PERCENT WEST IS OF TOTAL VOLUME
12	12	2014	6	14	3605	8.99	110	40120	1951	1654	54.12	45.88
10	15	2014	4	17	3603	8.98	111	40120	2173	1430	60.31	39.69
3	7	2014	6	18	3602	8.98	112	40120	2168	1434	60.19	39.81
4	18	2014	6	15	3598	8.97	113	40120	1997	1601	55.50	44.50
10	25	2014	7	13	3595	8.96	114	40120	2028	1567	56.41	43.59
7	3	2014	5	16	3594	8.96	115	40120	2107	1487	58.63	41.37
5	9	2014	6	14	3592	8.95	116	40120	1937	1655	53.93	46.07
12	19	2014	6	13	3592	8.95	117	40120	2025	1567	56.38	43.62
2	8	2014	7	17	3591	8.95	118	40120	1989	1602	55.39	44.61
6	18	2014	4	17	3591	8.95	119	40120	2097	1494	58.40	41.60
6	10	2014	3	17	3590	8.95	120	40120	2145	1445	59.75	40.25
10	25	2014	7	14	3588	8.94	121	40120	1874	1714	52.23	47.77
3	8	2014	7	14	3587	8.94	122	40120	1937	1650	54.00	46.00
12	12	2014	6	17	3586	8.94	123	40120	2082	1504	58.06	41.94
12	18	2014	5	15	3584	8.93	124	40120	1930	1654	53.85	46.15
9	23	2014	3	17	3583	8.93	125	40120	2126	1457	59.34	40.66
4	25	2014	6	18	3582	8.93	126	40120	2030	1552	56.67	43.33
5	2	2014	6	15	3581	8.93	127	40120	1980	1601	55.29	44.71
7	3	2014	5	15	3580	8.92	128	40120	1928	1652	53.85	46.15
6	27	2014	6	17	3578	8.92	129	40120	2106	1472	58.86	41.14
5	30	2014	6	16	3577	8.92	130	40120	1972	1605	55.13	44.87
9	26	2014	6	15	3577	8.92	131	40120	1962	1615	54.85	45.15
12	3	2014	4	17	3576	8.91	132	40120	2080	1496	58.17	41.83
2	17	2014	2	15	3575	8.91	133	40120	1882	1693	52.64	47.36
10	24	2014	6	15	3575	8.91	134	40120	1912	1663	53.48	46.52
9	26	2014	6	18	3574	8.91	135	40120	2096	1478	58.65	41.35
1	10	2014	6	16	3571	8.90	136	40120	2003	1568	56.09	43.91
6	11	2014	4	16	3571	8.90	137	40120	2024	1547	56.68	43.32
12	19	2014	6	18	3571	8.90	138	40120	2035	1536	56.99	43.01
12	17	2014	4	17	3570	8.90	139	40120	2074	1496	58.10	41.90
3	28	2014	6	17	3569	8.90	140	40120	2123	1446	59.48	40.52
5	23	2014	6	15	3569	8.90	141	40120	2004	1565	56.15	43.85
10	29	2014	4	17	3569	8.90	142	40120	2085	1484	58.42	41.58
2	15	2014	7	16	3568	8.89	143	40120	1923	1645	53.90	46.10
4	11	2014	6	15	3564	8.88	144	40120	1940	1624	54.43	45.57
9	17	2014	4	17	3564	8.88	145	40120	2062	1502	57.86	42.14
4	2	2014	4	17	3562	8.88	146	40120	2060	1502	57.83	42.17
10	31	2014	6	14	3562	8.88	147	40120	1964	1598	55.14	44.86
5	7	2014	4	17	3560	8.87	148	40120	2117	1443	59.47	40.53
10	10	2014	6	15	3560	8.87	149	40120	1953	1607	54.86	45.14
1	31	2014	6	17	3559	8.87	150	40120	2098	1461	58.95	41.05
12	5	2014	6	18	3559	8.87	151	40120	1965	1594	55.21	44.79
4	4	2014	6	14	3558	8.87	152	40120	1885	1673	52.98	47.02
4	18	2014	6	14	3557	8.87	153	40120	1905	1652	53.56	46.44
6	26	2014	5	17	3556	8.86	154	40120	2047	1509	57.56	42.44
11	25	2014	3	16	3556	8.86	155	40120	1992	1564	56.02	43.98
2	28	2014	6	14	3553	8.86	156	40120	1926	1627	54.21	45.79
6	5	2014	5	16	3553	8.86	157	40120	1996	1557	56.18	43.82

MO	DY	YR	DAY OF WK	HR	HR VOL	PERCENT OF AADT	HOUR NUMBER	AADT	EAST VOLUME	WEST VOLUME	PERCENT EAST IS OF TOTAL VOLUME	PERCENT WEST IS OF TOTAL VOLUME
12	17	2014	4	15	3553	8.86	158	40120	1936	1617	54.49	45.51
12	10	2014	4	16	3552	8.85	159	40120	2009	1543	56.56	43.44
5	2	2014	6	16	3551	8.85	160	40120	2052	1499	57.79	42.21
7	25	2014	6	17	3551	8.85	161	40120	2025	1526	57.03	42.97
9	2	2014	3	17	3551	8.85	162	40120	2061	1490	58.04	41.96
9	25	2014	5	16	3551	8.85	163	40120	2050	1501	57.73	42.27
4	17	2014	5	18	3550	8.85	164	40120	2132	1418	60.06	39.94
9	11	2014	5	16	3548	8.84	165	40120	1985	1563	55.95	44.05
12	22	2014	2	12	3547	8.84	166	40120	2027	1520	57.15	42.85
10	24	2014	6	18	3545	8.84	167	40120	2137	1408	60.28	39.72
11	21	2014	6	15	3544	8.83	168	40120	1937	1607	54.66	45.34
12	20	2014	7	14	3544	8.83	169	40120	1976	1568	55.76	44.24
12	13	2014	7	15	3543	8.83	170	40120	1951	1592	55.07	44.93
9	9	2014	3	17	3542	8.83	171	40120	2108	1434	59.51	40.49
3	7	2014	6	14	3539	8.82	172	40120	1908	1631	53.91	46.09
9	12	2014	6	16	3539	8.82	173	40120	2004	1535	56.63	43.37
2	22	2014	7	16	3538	8.82	174	40120	1867	1671	52.77	47.23
6	6	2014	6	13	3537	8.82	175	40120	1938	1599	54.79	45.21
11	10	2014	2	16	3537	8.82	176	40120	2035	1502	57.53	42.47
4	15	2014	3	18	3536	8.81	177	40120	2142	1394	60.58	39.42
9	24	2014	4	17	3536	8.81	178	40120	2073	1463	58.63	41.37
5	16	2014	6	15	3534	8.81	179	40120	1894	1640	53.59	46.41
12	10	2014	4	17	3534	8.81	180	40120	2056	1478	58.18	41.82
6	13	2014	6	15	3533	8.81	181	40120	1896	1637	53.67	46.33
2	21	2014	6	15	3532	8.80	182	40120	1966	1566	55.66	44.34
6	3	2014	3	17	3530	8.80	183	40120	2130	1400	60.34	39.66
5	2	2014	6	18	3528	8.79	184	40120	2138	1390	60.60	39.40
6	5	2014	5	17	3528	8.79	185	40120	2089	1439	59.21	40.79
3	14	2014	6	15	3527	8.79	186	40120	1931	1596	54.75	45.25
11	7	2014	6	14	3526	8.79	187	40120	1966	1560	55.76	44.24
12	30	2014	3	16	3526	8.79	188	40120	1960	1566	55.59	44.41
1	17	2014	6	16	3525	8.79	189	40120	2026	1499	57.48	42.52
3	14	2014	6	18	3525	8.79	190	40120	2029	1496	57.56	42.44
6	20	2014	6	17	3525	8.79	191	40120	2065	1460	58.58	41.42
2	12	2014	4	16	3524	8.78	192	40120	2015	1509	57.18	42.82
9	19	2014	6	15	3524	8.78	193	40120	1938	1586	54.99	45.01
10	17	2014	6	18	3524	8.78	194	40120	2100	1424	59.59	40.41
12	17	2014	4	14	3524	8.78	195	40120	1868	1656	53.01	46.99
5	8	2014	5	17	3523	8.78	196	40120	2089	1434	59.30	40.70
10	10	2014	6	13	3523	8.78	197	40120	1933	1590	54.87	45.13
6	17	2014	3	17	3522	8.78	198	40120	2093	1429	59.43	40.57
9	10	2014	4	17	3522	8.78	199	40120	2050	1472	58.21	41.79
4	1	2014	3	17	3520	8.77	200	40120	2088	1432	59.32	40.68



AADT= 11442 K 30 FACTOR= 12.14 K 100 FACTOR= 11.16 K 200 FACTOR= 10.36 D 30 FACTOR= 61.41



MO	DY	YR	DAY OF WK	HR	HR VOL	PERCENT OF AADT	HOUR NUMBER	AADT	NORTH VOLUME	SOUTH VOLUME	PERCENT NORTH IS OF TOTAL VOLUME	PERCENT SOUTH IS OF TOTAL VOLUME
7	27	2014	1	14	1545	13.50	1	11442	721	824	46.67	53.33
8	17	2014	1	14	1538	13.44	2	11442	636	902	41.35	58.65
7	13	2014	1	16	1520	13.28	3	11442	656	864	43.16	56.84
8	3	2014	1	13	1489	13.01	4	11442	691	798	46.41	53.59
8	10	2014	1	13	1488	13.00	5	11442	717	771	48.19	51.81
8	3	2014	1	14	1476	12.90	6	11442	601	875	40.72	59.28
7	18	2014	6	16	1473	12.87	7	11442	798	675	54.18	45.82
7	6	2014	1	14	1472	12.86	8	11442	593	879	40.29	59.71
7	19	2014	7	11	1470	12.85	9	11442	1001	469	68.10	31.90
7	20	2014	1	14	1469	12.84	10	11442	676	793	46.02	53.98
7	27	2014	1	16	1465	12.80	11	11442	588	877	40.14	59.86
7	18	2014	6	17	1456	12.73	12	11442	692	764	47.53	52.47
8	3	2014	1	16	1449	12.66	13	11442	531	918	36.65	63.35

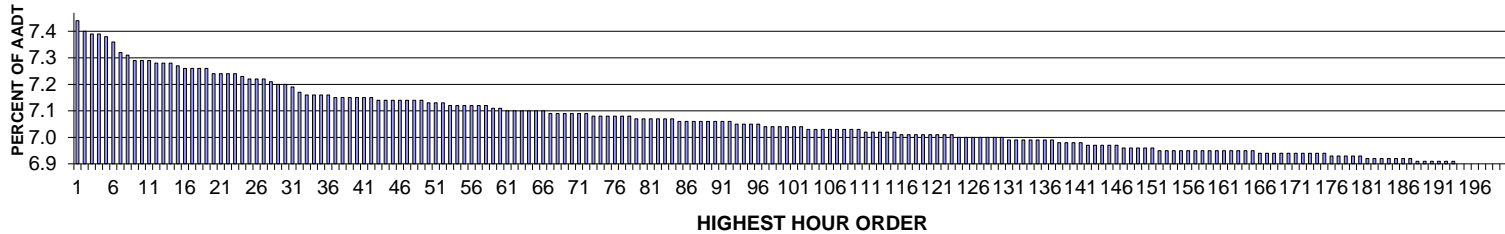
MO	DY	YR	DAY OF WK	HR	HR VOL	PERCENT OF AADT	HOUR NUMBER	AADT	NORTH VOLUME	SOUTH VOLUME	PERCENT NORTH IS OF TOTAL VOLUME	PERCENT SOUTH IS OF TOTAL VOLUME
8	10	2014	1	15	1444	12.62	14	11442	668	776	46.26	53.74
8	24	2014	1	14	1436	12.55	15	11442	608	828	42.34	57.66
8	17	2014	1	15	1431	12.51	16	11442	631	800	44.10	55.90
7	20	2014	1	15	1425	12.45	17	11442	568	857	39.86	60.14
7	20	2014	1	17	1425	12.45	18	11442	473	952	33.19	66.81
7	19	2014	7	12	1416	12.38	19	11442	955	461	67.44	32.56
7	19	2014	7	15	1415	12.37	20	11442	757	658	53.50	46.50
7	20	2014	1	16	1414	12.36	21	11442	552	862	39.04	60.96
7	27	2014	1	15	1411	12.33	22	11442	590	821	41.81	58.19
8	22	2014	6	16	1408	12.31	23	11442	809	599	57.46	42.54
7	25	2014	6	16	1399	12.23	24	11442	800	599	57.18	42.82
8	3	2014	1	15	1396	12.20	25	11442	613	783	43.91	56.09
7	19	2014	7	18	1395	12.19	26	11442	473	922	33.91	66.09
8	1	2014	6	16	1395	12.19	27	11442	823	572	59.00	41.00
7	20	2014	1	12	1391	12.16	28	11442	731	660	52.55	47.45
7	19	2014	7	13	1390	12.15	29	11442	890	500	64.03	35.97
7	26	2014	7	12	1389	12.14	30	11442	853	536	61.41	38.59
8	10	2014	1	12	1386	12.11	31	11442	617	769	44.52	55.48
8	2	2014	7	14	1380	12.06	32	11442	778	602	56.38	43.62
7	26	2014	7	16	1377	12.03	33	11442	713	664	51.78	48.22
8	24	2014	1	15	1374	12.01	34	11442	553	821	40.25	59.75
8	24	2014	1	17	1372	11.99	35	11442	503	869	36.66	63.34
8	9	2014	7	14	1371	11.98	36	11442	722	649	52.66	47.34
8	2	2014	7	11	1370	11.97	37	11442	835	535	60.95	39.05
8	10	2014	1	14	1366	11.94	38	11442	590	776	43.19	56.81
7	6	2014	1	15	1365	11.93	39	11442	529	836	38.75	61.25
8	1	2014	6	17	1364	11.92	40	11442	786	578	57.62	42.38
7	20	2014	1	13	1361	11.89	41	11442	723	638	53.12	46.88
7	27	2014	1	18	1360	11.89	42	11442	526	834	38.68	61.32
8	23	2014	7	12	1360	11.89	43	11442	803	557	59.04	40.96
8	15	2014	6	16	1359	11.88	44	11442	780	579	57.40	42.60
8	24	2014	1	16	1359	11.88	45	11442	569	790	41.87	58.13
7	6	2014	1	13	1357	11.86	46	11442	571	786	42.08	57.92
7	6	2014	1	16	1356	11.85	47	11442	537	819	39.60	60.40
7	27	2014	1	12	1356	11.85	48	11442	594	762	43.81	56.19
8	1	2014	6	15	1354	11.83	49	11442	759	595	56.06	43.94
8	10	2014	1	16	1354	11.83	50	11442	583	771	43.06	56.94
9	6	2014	7	18	1353	11.82	51	11442	673	680	49.74	50.26
7	1	2014	3	15	1350	11.80	52	11442	706	644	52.30	47.70
7	13	2014	1	13	1345	11.75	53	11442	578	767	42.97	57.03
8	9	2014	7	12	1343	11.74	54	11442	760	583	56.59	43.41
8	3	2014	1	17	1339	11.70	55	11442	523	816	39.06	60.94
8	17	2014	1	16	1339	11.70	56	11442	558	781	41.67	58.33
7	20	2014	1	18	1337	11.69	57	11442	435	902	32.54	67.46
8	2	2014	7	12	1336	11.68	58	11442	823	513	61.60	38.40
8	3	2014	1	12	1333	11.65	59	11442	661	672	49.59	50.41
8	30	2014	7	14	1333	11.65	60	11442	729	604	54.69	45.31
8	22	2014	6	14	1328	11.61	61	11442	735	593	55.35	44.65

MO	DY	YR	DAY OF WK	HR	HR VOL	PERCENT OF AADT	HOUR NUMBER	AADT	NORTH VOLUME	SOUTH VOLUME	PERCENT NORTH IS OF TOTAL VOLUME	PERCENT SOUTH IS OF TOTAL VOLUME
7	19	2014	7	14	1327	11.60	62	11442	748	579	56.37	43.63
7	27	2014	1	13	1327	11.60	63	11442	567	760	42.73	57.27
7	13	2014	1	14	1326	11.59	64	11442	558	768	42.08	57.92
8	16	2014	7	14	1325	11.58	65	11442	792	533	59.77	40.23
8	17	2014	1	17	1323	11.56	66	11442	515	808	38.93	61.07
7	3	2014	5	16	1320	11.54	67	11442	753	567	57.05	42.95
8	1	2014	6	18	1319	11.53	68	11442	709	610	53.75	46.25
8	16	2014	7	11	1315	11.49	69	11442	736	579	55.97	44.03
7	18	2014	6	12	1313	11.48	70	11442	860	453	65.50	34.50
7	19	2014	7	16	1313	11.48	71	11442	590	723	44.94	55.06
8	17	2014	1	12	1311	11.46	72	11442	615	696	46.91	53.09
7	27	2014	1	17	1310	11.45	73	11442	534	776	40.76	59.24
5	24	2014	7	12	1308	11.43	74	11442	857	451	65.52	34.48
8	23	2014	7	11	1307	11.42	75	11442	762	545	58.30	41.70
9	1	2014	2	14	1306	11.41	76	11442	537	769	41.12	58.88
8	16	2014	7	13	1303	11.39	77	11442	757	546	58.10	41.90
7	19	2014	7	17	1300	11.36	78	11442	476	824	36.62	63.38
7	25	2014	6	17	1300	11.36	79	11442	750	550	57.69	42.31
8	24	2014	1	18	1300	11.36	80	11442	545	755	41.92	58.08
9	13	2014	7	12	1299	11.35	81	11442	741	558	57.04	42.96
7	18	2014	6	14	1298	11.34	82	11442	676	622	52.08	47.92
8	17	2014	1	18	1297	11.34	83	11442	447	850	34.46	65.54
9	5	2014	6	18	1295	11.32	84	11442	723	572	55.83	44.17
8	8	2014	6	14	1294	11.31	85	11442	660	634	51.00	49.00
8	24	2014	1	13	1293	11.30	86	11442	557	736	43.08	56.92
7	13	2014	1	12	1291	11.28	87	11442	594	697	46.01	53.99
7	26	2014	7	15	1291	11.28	88	11442	684	607	52.98	47.02
8	8	2014	6	18	1291	11.28	89	11442	709	582	54.92	45.08
8	8	2014	6	15	1288	11.26	90	11442	692	596	53.73	46.27
7	13	2014	1	17	1285	11.23	91	11442	518	767	40.31	59.69
7	18	2014	6	18	1283	11.21	92	11442	546	737	42.56	57.44
8	2	2014	7	15	1282	11.20	93	11442	766	516	59.75	40.25
8	17	2014	1	13	1282	11.20	94	11442	509	773	39.70	60.30
7	26	2014	7	11	1281	11.20	95	11442	717	564	55.97	44.03
7	11	2014	6	17	1280	11.19	96	11442	757	523	59.14	40.86
7	12	2014	7	12	1279	11.18	97	11442	754	525	58.95	41.05
5	26	2014	2	14	1278	11.17	98	11442	438	840	34.27	65.73
7	18	2014	6	13	1277	11.16	99	11442	760	517	59.51	40.49
8	2	2014	7	18	1277	11.16	100	11442	524	753	41.03	58.97
8	10	2014	1	17	1276	11.15	101	11442	528	748	41.38	58.62
8	9	2014	7	15	1274	11.13	102	11442	692	582	54.32	45.68
8	16	2014	7	12	1272	11.12	103	11442	648	624	50.94	49.06
8	22	2014	6	15	1270	11.10	104	11442	649	621	51.10	48.90
8	30	2014	7	12	1270	11.10	105	11442	748	522	58.90	41.10
8	1	2014	6	14	1268	11.08	106	11442	675	593	53.23	46.77
7	25	2014	6	14	1267	11.07	107	11442	718	549	56.67	43.33
8	3	2014	1	18	1267	11.07	108	11442	477	790	37.65	62.35
8	15	2014	6	15	1266	11.06	109	11442	643	623	50.79	49.21

MO	DY	YR	DAY OF WK	HR	HR VOL	PERCENT OF AADT	HOUR NUMBER	AADT	NORTH VOLUME	SOUTH VOLUME	PERCENT NORTH IS OF TOTAL VOLUME	PERCENT SOUTH IS OF TOTAL VOLUME
8	23	2014	7	16	1265	11.06	110	11442	618	647	48.85	51.15
7	5	2014	7	14	1263	11.04	111	11442	644	619	50.99	49.01
7	6	2014	1	12	1263	11.04	112	11442	539	724	42.68	57.32
8	29	2014	6	18	1263	11.04	113	11442	713	550	56.45	43.55
8	22	2014	6	18	1262	11.03	114	11442	678	584	53.72	46.28
7	12	2014	7	16	1261	11.02	115	11442	635	626	50.36	49.64
9	6	2014	7	11	1257	10.99	116	11442	671	586	53.38	46.62
9	7	2014	1	14	1256	10.98	117	11442	528	728	42.04	57.96
8	10	2014	1	11	1253	10.95	118	11442	568	685	45.33	54.67
7	19	2014	7	19	1252	10.94	119	11442	371	881	29.63	70.37
8	22	2014	6	12	1251	10.93	120	11442	682	569	54.52	45.48
10	11	2014	7	17	1249	10.92	121	11442	396	853	31.71	68.29
9	6	2014	7	12	1248	10.91	122	11442	716	532	57.37	42.63
7	5	2014	7	13	1246	10.89	123	11442	630	616	50.56	49.44
7	12	2014	7	14	1246	10.89	124	11442	695	551	55.78	44.22
8	8	2014	6	16	1245	10.88	125	11442	680	565	54.62	45.38
7	13	2014	1	18	1244	10.87	126	11442	479	765	38.50	61.50
7	5	2014	7	15	1243	10.86	127	11442	609	634	48.99	51.01
8	9	2014	7	13	1243	10.86	128	11442	708	535	56.96	43.04
8	23	2014	7	13	1243	10.86	129	11442	689	554	55.43	44.57
8	31	2014	1	14	1243	10.86	130	11442	623	620	50.12	49.88
8	23	2014	7	14	1242	10.85	131	11442	674	568	54.27	45.73
8	9	2014	7	11	1241	10.85	132	11442	737	504	59.39	40.61
8	9	2014	7	16	1241	10.85	133	11442	642	599	51.73	48.27
7	5	2014	7	12	1235	10.79	134	11442	697	538	56.44	43.56
7	6	2014	1	17	1235	10.79	135	11442	425	810	34.41	65.59
8	10	2014	1	18	1235	10.79	136	11442	512	723	41.46	58.54
7	18	2014	6	11	1234	10.78	137	11442	787	447	63.78	36.22
7	26	2014	7	13	1234	10.78	138	11442	702	532	56.89	43.11
7	25	2014	6	18	1233	10.78	139	11442	694	539	56.29	43.71
6	22	2014	1	14	1232	10.77	140	11442	559	673	45.37	54.63
9	6	2014	7	14	1227	10.72	141	11442	676	551	55.09	44.91
7	25	2014	6	15	1226	10.71	142	11442	643	583	52.45	47.55
5	25	2014	1	16	1225	10.71	143	11442	505	720	41.22	58.78
7	26	2014	7	14	1225	10.71	144	11442	687	538	56.08	43.92
5	25	2014	1	14	1224	10.70	145	11442	543	681	44.36	55.64
8	1	2014	6	13	1224	10.70	146	11442	712	512	58.17	41.83
9	12	2014	6	17	1224	10.70	147	11442	663	561	54.17	45.83
7	12	2014	7	11	1223	10.69	148	11442	753	470	61.57	38.43
7	20	2014	1	11	1223	10.69	149	11442	668	555	54.62	45.38
8	2	2014	7	16	1222	10.68	150	11442	598	624	48.94	51.06
8	24	2014	1	12	1222	10.68	151	11442	578	644	47.30	52.70
8	16	2014	7	16	1221	10.67	152	11442	707	514	57.90	42.10
9	1	2014	2	15	1221	10.67	153	11442	506	715	41.44	58.56
9	1	2014	2	16	1221	10.67	154	11442	451	770	36.94	63.06
7	12	2014	7	17	1219	10.65	155	11442	607	612	49.79	50.21
9	1	2014	2	12	1219	10.65	156	11442	526	693	43.15	56.85
8	9	2014	7	17	1218	10.64	157	11442	528	690	43.35	56.65

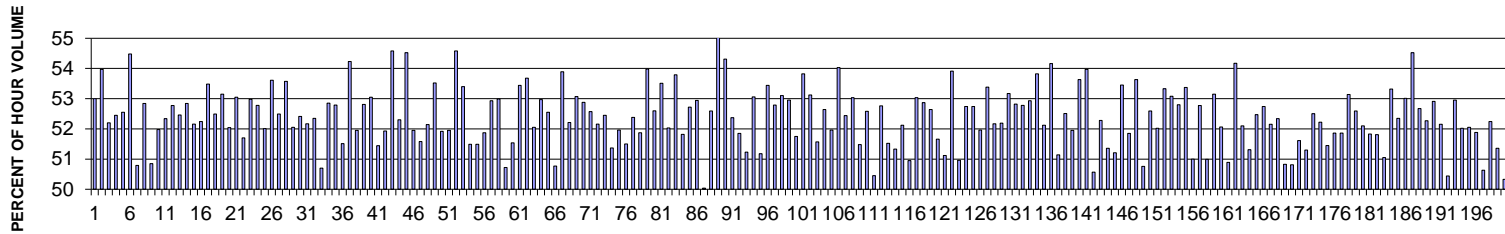
MO	DY	YR	DAY OF WK	HR	HR VOL	PERCENT OF AADT	HOUR NUMBER	AADT	NORTH VOLUME	SOUTH VOLUME	PERCENT NORTH IS OF TOTAL VOLUME	PERCENT SOUTH IS OF TOTAL VOLUME
7	3	2014	5	18	1217	10.64	158	11442	649	568	53.33	46.67
8	15	2014	6	17	1217	10.64	159	11442	705	512	57.93	42.07
8	29	2014	6	16	1217	10.64	160	11442	700	517	57.52	42.48
7	13	2014	1	15	1216	10.63	161	11442	472	744	38.82	61.18
8	7	2014	5	17	1212	10.59	162	11442	668	544	55.12	44.88
7	3	2014	5	15	1211	10.58	163	11442	665	546	54.91	45.09
7	24	2014	5	16	1210	10.58	164	11442	691	519	57.11	42.89
6	1	2014	1	14	1208	10.56	165	11442	442	766	36.59	63.41
7	6	2014	1	18	1206	10.54	166	11442	415	791	34.41	65.59
9	7	2014	1	17	1205	10.53	167	11442	516	689	42.82	57.18
9	1	2014	2	13	1203	10.51	168	11442	509	694	42.31	57.69
7	25	2014	6	13	1200	10.49	169	11442	664	536	55.33	44.67
7	26	2014	7	17	1199	10.48	170	11442	536	663	44.70	55.30
8	22	2014	6	17	1199	10.48	171	11442	683	516	56.96	43.04
9	7	2014	1	13	1199	10.48	172	11442	512	687	42.70	57.30
9	20	2014	7	11	1199	10.48	173	11442	716	483	59.72	40.28
7	3	2014	5	14	1197	10.46	174	11442	583	614	48.71	51.29
8	2	2014	7	13	1197	10.46	175	11442	647	550	54.05	45.95
8	29	2014	6	15	1197	10.46	176	11442	660	537	55.14	44.86
8	31	2014	1	13	1197	10.46	177	11442	582	615	48.62	51.38
8	23	2014	7	17	1196	10.45	178	11442	561	635	46.91	53.09
8	31	2014	1	18	1196	10.45	179	11442	450	746	37.63	62.37
6	21	2014	7	12	1194	10.44	180	11442	728	466	60.97	39.03
8	7	2014	5	14	1193	10.43	181	11442	599	594	50.21	49.79
9	12	2014	6	15	1193	10.43	182	11442	675	518	56.58	43.42
8	4	2014	2	15	1192	10.42	183	11442	685	507	57.47	42.53
8	1	2014	6	11	1191	10.41	184	11442	680	511	57.09	42.91
8	2	2014	7	17	1191	10.41	185	11442	549	642	46.10	53.90
9	7	2014	1	16	1191	10.41	186	11442	500	691	41.98	58.02
6	1	2014	1	15	1190	10.40	187	11442	466	724	39.16	60.84
6	22	2014	1	16	1190	10.40	188	11442	543	647	45.63	54.37
8	1	2014	6	12	1190	10.40	189	11442	630	560	52.94	47.06
8	4	2014	2	16	1189	10.39	190	11442	668	521	56.18	43.82
8	31	2014	1	15	1189	10.39	191	11442	569	620	47.86	52.14
10	11	2014	7	11	1189	10.39	192	11442	716	473	60.22	39.78
8	11	2014	2	14	1188	10.38	193	11442	589	599	49.58	50.42
8	16	2014	7	15	1188	10.38	194	11442	717	471	60.35	39.65
7	17	2014	5	15	1187	10.37	195	11442	643	544	54.17	45.83
7	17	2014	5	16	1187	10.37	196	11442	639	548	53.83	46.17
8	29	2014	6	17	1187	10.37	197	11442	657	530	55.35	44.65
7	27	2014	1	11	1186	10.37	198	11442	535	651	45.11	54.89
9	7	2014	1	15	1186	10.37	199	11442	504	682	42.50	57.50
7	11	2014	6	16	1185	10.36	200	11442	665	520	56.12	43.88

**SR 005 MP 131.18 TACOMA/48TH ST ADC SITE R034
K FOR PEAK 200 HOURS OF 2014**



AADT= 190328 K 30 FACTOR= 7.23 K 100 FACTOR= 7.07 K 200 FACTOR= 6.93 D 30 FACTOR= 52.41

**SR 005 MP 131.18 TACOMA/48TH ST ADC SITE R034
D % IN THE PEAK 200 HOURS OF 2014**



MO	DY	YR	DAY OF WK	HR	HR VOL	PERCENT OF AADT	HOUR NUMBER	AADT	NORTH VOLUME	SOUTH VOLUME	PERCENT NORTH IS OF TOTAL VOLUME	PERCENT SOUTH IS OF TOTAL VOLUME
2	21	2014	6	16	14209	7.47	1	190328	6678	7531	47.00	53.00
3	13	2014	5	16	14135	7.43	2	190328	6507	7628	46.03	53.97
3	13	2014	5	17	14126	7.42	3	190328	6752	7374	47.80	52.20
12	24	2014	4	13	14119	7.42	4	190328	6713	7406	47.55	52.45
3	12	2014	4	17	14102	7.41	5	190328	6692	7410	47.45	52.55
3	17	2014	2	16	14063	7.39	6	190328	6402	7661	45.52	54.48
11	26	2014	4	13	13995	7.35	7	190328	6887	7108	49.21	50.79
2	19	2014	4	16	13963	7.34	8	190328	6585	7378	47.16	52.84
2	14	2014	6	16	13936	7.32	9	190328	6849	7087	49.15	50.85
10	29	2014	4	17	13933	7.32	10	190328	6691	7242	48.02	51.98
2	21	2014	6	15	13924	7.32	11	190328	6636	7288	47.66	52.34
2	13	2014	5	16	13912	7.31	12	190328	6570	7342	47.23	52.77
12	19	2014	6	16	13910	7.31	13	190328	6613	7297	47.54	52.46

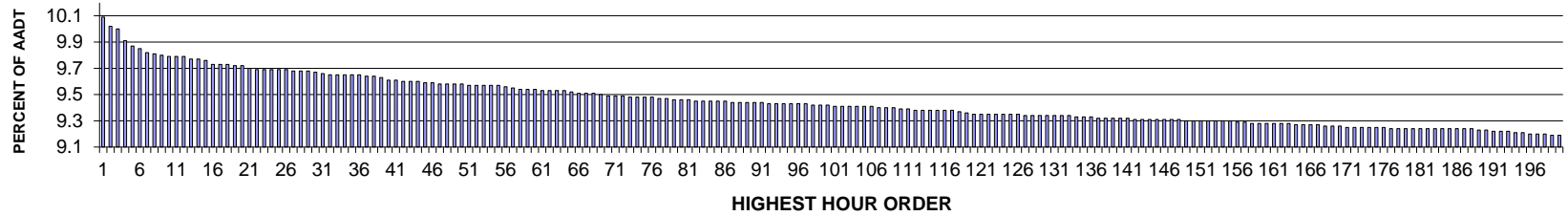
MO	DY	YR	DAY OF WK	HR	HR VOL	PERCENT OF AADT	HOUR NUMBER	AADT	NORTH VOLUME	SOUTH VOLUME	PERCENT NORTH IS OF TOTAL VOLUME	PERCENT SOUTH IS OF TOTAL VOLUME
3	18	2014	3	17	13907	7.31	14	190328	6559	7348	47.16	52.84
12	19	2014	6	15	13892	7.30	15	190328	6646	7246	47.84	52.16
2	25	2014	3	17	13879	7.29	16	190328	6629	7250	47.76	52.24
3	12	2014	4	16	13879	7.29	17	190328	6457	7422	46.52	53.48
2	21	2014	6	17	13877	7.29	18	190328	6593	7284	47.51	52.49
10	31	2014	6	16	13876	7.29	19	190328	6501	7375	46.85	53.15
10	24	2014	6	16	13843	7.27	20	190328	6639	7204	47.96	52.04
10	27	2014	2	17	13841	7.27	21	190328	6499	7342	46.95	53.05
12	22	2014	2	15	13831	7.27	22	190328	6680	7151	48.30	51.70
3	11	2014	3	17	13830	7.27	23	190328	6503	7327	47.02	52.98
7	22	2014	3	17	13813	7.26	24	190328	6523	7290	47.22	52.78
12	5	2014	6	16	13808	7.25	25	190328	6626	7182	47.99	52.01
12	16	2014	3	16	13806	7.25	26	190328	6405	7401	46.39	53.61
12	17	2014	4	16	13799	7.25	27	190328	6556	7243	47.51	52.49
2	19	2014	4	17	13779	7.24	28	190328	6398	7381	46.43	53.57
3	13	2014	5	18	13760	7.23	29	190328	6598	7162	47.95	52.05
12	22	2014	2	16	13759	7.23	30	190328	6548	7211	47.59	52.41
2	14	2014	6	17	13733	7.22	31	190328	6568	7165	47.83	52.17
8	14	2014	5	16	13708	7.20	32	190328	6532	7176	47.65	52.35
12	26	2014	6	13	13686	7.19	33	190328	6747	6939	49.30	50.70
9	16	2014	3	17	13684	7.19	34	190328	6452	7232	47.15	52.85
10	14	2014	3	17	13682	7.19	35	190328	6459	7223	47.21	52.79
10	10	2014	6	16	13681	7.19	36	190328	6634	7047	48.49	51.51
3	11	2014	3	16	13672	7.18	37	190328	6258	7414	45.77	54.23
9	17	2014	4	17	13668	7.18	38	190328	6567	7101	48.05	51.95
11	13	2014	5	17	13665	7.18	39	190328	6449	7216	47.19	52.81
12	3	2014	4	16	13665	7.18	40	190328	6416	7249	46.95	53.05
2	20	2014	5	17	13658	7.18	41	190328	6633	7025	48.56	51.44
12	12	2014	6	16	13657	7.18	42	190328	6565	7092	48.07	51.93
3	31	2014	2	16	13649	7.17	43	190328	6199	7450	45.42	54.58
9	25	2014	5	17	13648	7.17	44	190328	6510	7138	47.70	52.30
2	13	2014	5	17	13647	7.17	45	190328	6206	7441	45.48	54.52
9	25	2014	5	16	13647	7.17	46	190328	6558	7089	48.05	51.95
10	24	2014	6	17	13646	7.17	47	190328	6608	7038	48.42	51.58
2	12	2014	4	17	13645	7.17	48	190328	6531	7114	47.86	52.14
12	16	2014	3	17	13638	7.17	49	190328	6339	7299	46.48	53.52
10	31	2014	6	15	13636	7.16	50	190328	6556	7080	48.08	51.92
11	4	2014	3	17	13635	7.16	51	190328	6551	7084	48.05	51.95
3	18	2014	3	16	13632	7.16	52	190328	6192	7440	45.42	54.58
3	17	2014	2	17	13613	7.15	53	190328	6343	7270	46.60	53.40
12	31	2014	4	14	13612	7.15	54	190328	6603	7009	48.51	51.49
10	2	2014	5	17	13611	7.15	55	190328	6603	7008	48.51	51.49
3	14	2014	6	17	13606	7.15	56	190328	6548	7058	48.13	51.87
10	6	2014	2	16	13606	7.15	57	190328	6404	7202	47.07	52.93
7	8	2014	3	17	13599	7.15	58	190328	6393	7206	47.01	52.99
11	7	2014	6	15	13597	7.14	59	190328	6700	6897	49.28	50.72
2	14	2014	6	14	13585	7.14	60	190328	6583	7002	48.46	51.54
12	15	2014	2	16	13569	7.13	61	190328	6318	7251	46.56	53.44

MO	DY	YR	DAY OF WK	HR	HR VOL	PERCENT OF AADT	HOUR NUMBER	AADT	NORTH VOLUME	SOUTH VOLUME	PERCENT NORTH IS OF TOTAL VOLUME	PERCENT SOUTH IS OF TOTAL VOLUME
2	25	2014	3	16	13568	7.13	62	190328	6285	7283	46.32	53.68
10	1	2014	4	17	13565	7.13	63	190328	6505	7060	47.95	52.05
10	6	2014	2	17	13564	7.13	64	190328	6379	7185	47.03	52.97
2	12	2014	4	16	13563	7.13	65	190328	6435	7128	47.45	52.55
9	26	2014	6	16	13563	7.13	66	190328	6677	6886	49.23	50.77
10	29	2014	4	16	13560	7.12	67	190328	6253	7307	46.11	53.89
11	19	2014	4	17	13555	7.12	68	190328	6478	7077	47.79	52.21
10	1	2014	4	16	13551	7.12	69	190328	6360	7191	46.93	53.07
11	12	2014	4	17	13547	7.12	70	190328	6384	7163	47.12	52.88
11	19	2014	4	16	13543	7.12	71	190328	6424	7119	47.43	52.57
12	9	2014	3	17	13542	7.12	72	190328	6479	7063	47.84	52.16
10	2	2014	5	16	13539	7.11	73	190328	6438	7101	47.55	52.45
10	10	2014	6	17	13539	7.11	74	190328	6584	6955	48.63	51.37
2	21	2014	6	18	13538	7.11	75	190328	6504	7034	48.04	51.96
12	12	2014	6	15	13531	7.11	76	190328	6563	6968	48.50	51.50
9	9	2014	3	17	13525	7.11	77	190328	6441	7084	47.62	52.38
9	10	2014	4	17	13525	7.11	78	190328	6510	7015	48.13	51.87
8	26	2014	3	17	13519	7.10	79	190328	6222	7297	46.02	53.98
7	14	2014	2	16	13516	7.10	80	190328	6407	7109	47.40	52.60
10	9	2014	5	16	13516	7.10	81	190328	6283	7233	46.49	53.51
9	24	2014	4	17	13510	7.10	82	190328	6481	7029	47.97	52.03
11	13	2014	5	16	13509	7.10	83	190328	6243	7266	46.21	53.79
11	7	2014	6	16	13507	7.10	84	190328	6507	7000	48.18	51.82
7	22	2014	3	16	13499	7.09	85	190328	6382	7117	47.28	52.72
12	24	2014	4	16	13499	7.09	86	190328	6352	7147	47.06	52.94
3	14	2014	6	15	13494	7.09	87	190328	6753	6741	50.04	49.96
10	29	2014	4	18	13494	7.09	88	190328	6398	7096	47.41	52.59
10	14	2014	3	16	13490	7.09	89	190328	6037	7453	44.75	55.25
10	27	2014	2	16	13490	7.09	90	190328	6164	7326	45.69	54.31
3	7	2014	6	16	13486	7.09	91	190328	6423	7063	47.63	52.37
7	24	2014	5	15	13485	7.09	92	190328	6493	6992	48.15	51.85
9	18	2014	5	17	13483	7.08	93	190328	6576	6907	48.77	51.23
7	8	2014	3	16	13475	7.08	94	190328	6325	7150	46.94	53.06
3	14	2014	6	16	13474	7.08	95	190328	6578	6896	48.82	51.18
8	27	2014	4	16	13467	7.08	96	190328	6270	7197	46.56	53.44
9	4	2014	5	17	13463	7.07	97	190328	6356	7107	47.21	52.79
8	20	2014	4	16	13459	7.07	98	190328	6312	7147	46.90	53.10
9	24	2014	4	16	13459	7.07	99	190328	6333	7126	47.05	52.95
8	14	2014	5	15	13452	7.07	100	190328	6490	6962	48.25	51.75
11	4	2014	3	16	13450	7.07	101	190328	6211	7239	46.18	53.82
10	9	2014	5	17	13449	7.07	102	190328	6305	7144	46.88	53.12
2	20	2014	5	16	13441	7.06	103	190328	6509	6932	48.43	51.57
11	14	2014	6	15	13441	7.06	104	190328	6366	7075	47.36	52.64
12	5	2014	6	17	13439	7.06	105	190328	6456	6983	48.04	51.96
8	27	2014	4	17	13438	7.06	106	190328	6177	7261	45.97	54.03
10	31	2014	6	17	13436	7.06	107	190328	6390	7046	47.56	52.44
7	2	2014	4	16	13435	7.06	108	190328	6310	7125	46.97	53.03
12	5	2014	6	14	13435	7.06	109	190328	6519	6916	48.52	51.48

MO	DY	YR	DAY OF WK	HR	HR VOL	PERCENT OF AADT	HOUR NUMBER	AADT	NORTH VOLUME	SOUTH VOLUME	PERCENT NORTH IS OF TOTAL VOLUME	PERCENT SOUTH IS OF TOTAL VOLUME
8	12	2014	3	16	13430	7.06	110	190328	6368	7062	47.42	52.58
7	26	2014	7	11	13427	7.05	111	190328	6653	6774	49.55	50.45
3	31	2014	2	17	13425	7.05	112	190328	6342	7083	47.24	52.76
9	10	2014	4	16	13425	7.05	113	190328	6509	6916	48.48	51.52
7	9	2014	4	16	13416	7.05	114	190328	6529	6887	48.67	51.33
12	15	2014	2	17	13409	7.05	115	190328	6420	6989	47.88	52.12
7	11	2014	6	13	13408	7.04	116	190328	6576	6832	49.05	50.95
3	7	2014	6	15	13403	7.04	117	190328	6296	7107	46.97	53.03
8	13	2014	4	16	13401	7.04	118	190328	6316	7085	47.13	52.87
8	5	2014	3	17	13398	7.04	119	190328	6345	7053	47.36	52.64
9	8	2014	2	17	13398	7.04	120	190328	6476	6922	48.34	51.66
3	7	2014	6	14	13395	7.04	121	190328	6548	6847	48.88	51.12
12	5	2014	6	15	13393	7.04	122	190328	6173	7220	46.09	53.91
9	26	2014	6	17	13392	7.04	123	190328	6568	6824	49.04	50.96
7	9	2014	4	17	13389	7.03	124	190328	6327	7062	47.26	52.74
9	8	2014	2	16	13389	7.03	125	190328	6328	7061	47.26	52.74
2	13	2014	5	18	13387	7.03	126	190328	6431	6956	48.04	51.96
8	20	2014	4	17	13386	7.03	127	190328	6241	7145	46.62	53.38
10	3	2014	6	16	13386	7.03	128	190328	6403	6983	47.83	52.17
7	9	2014	4	15	13381	7.03	129	190328	6397	6984	47.81	52.19
7	2	2014	4	17	13373	7.03	130	190328	6263	7110	46.83	53.17
12	22	2014	2	17	13370	7.02	131	190328	6308	7062	47.18	52.82
12	3	2014	4	17	13369	7.02	132	190328	6313	7056	47.22	52.78
10	16	2014	5	17	13362	7.02	133	190328	6289	7073	47.07	52.93
8	26	2014	3	16	13361	7.02	134	190328	6170	7191	46.18	53.82
7	2	2014	4	15	13357	7.02	135	190328	6395	6962	47.88	52.12
3	10	2014	2	16	13353	7.02	136	190328	6121	7232	45.84	54.16
3	7	2014	6	17	13352	7.02	137	190328	6524	6828	48.86	51.14
2	14	2014	6	15	13347	7.01	138	190328	6338	7009	47.49	52.51
9	11	2014	5	16	13342	7.01	139	190328	6411	6931	48.05	51.95
9	30	2014	3	16	13341	7.01	140	190328	6186	7155	46.37	53.63
7	1	2014	3	17	13338	7.01	141	190328	6140	7198	46.03	53.97
12	29	2014	2	13	13331	7.00	142	190328	6741	6590	50.57	49.43
8	7	2014	5	17	13329	7.00	143	190328	6360	6969	47.72	52.28
12	22	2014	2	14	13329	7.00	144	190328	6483	6846	48.64	51.36
7	18	2014	6	12	13315	7.00	145	190328	6496	6819	48.79	51.21
8	19	2014	3	16	13315	7.00	146	190328	6198	7117	46.55	53.45
9	17	2014	4	16	13313	6.99	147	190328	6410	6903	48.15	51.85
8	25	2014	2	17	13304	6.99	148	190328	6169	7135	46.37	53.63
11	8	2014	7	14	13301	6.99	149	190328	6550	6751	49.24	50.76
12	24	2014	4	12	13300	6.99	150	190328	6306	6994	47.41	52.59
7	17	2014	5	15	13298	6.99	151	190328	6380	6918	47.98	52.02
3	10	2014	2	17	13294	6.98	152	190328	6204	7090	46.67	53.33
8	25	2014	2	16	13294	6.98	153	190328	6237	7057	46.92	53.08
8	14	2014	5	18	13292	6.98	154	190328	6274	7018	47.20	52.80
12	9	2014	3	16	13291	6.98	155	190328	6197	7094	46.63	53.37
10	31	2014	6	14	13290	6.98	156	190328	6512	6778	49.00	51.00
9	9	2014	3	16	13289	6.98	157	190328	6277	7012	47.23	52.77

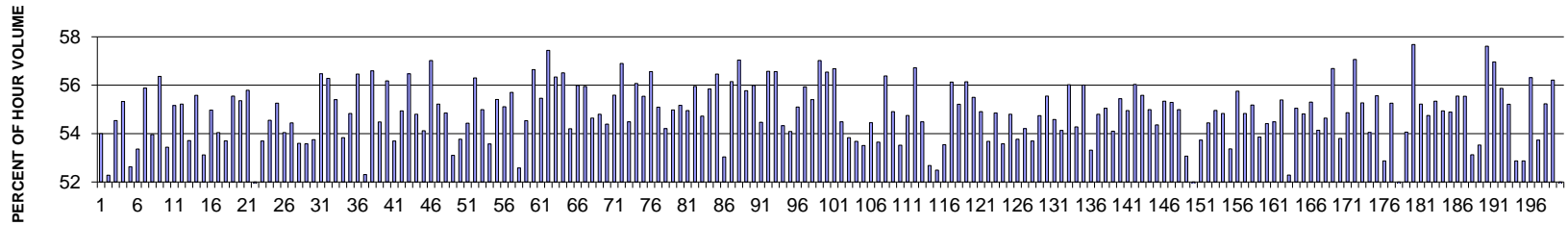
MO	DY	YR	DAY OF WK	HR	HR VOL	PERCENT OF AADT	HOUR NUMBER	AADT	NORTH VOLUME	SOUTH VOLUME	PERCENT NORTH IS OF TOTAL VOLUME	PERCENT SOUTH IS OF TOTAL VOLUME
9	26	2014	6	15	13288	6.98	158	190328	6513	6775	49.01	50.99
10	15	2014	4	16	13286	6.98	159	190328	6224	7062	46.85	53.15
7	9	2014	4	18	13285	6.98	160	190328	6369	6916	47.94	52.06
3	14	2014	6	14	13284	6.98	161	190328	6524	6760	49.11	50.89
11	26	2014	4	12	13284	6.98	162	190328	6088	7196	45.83	54.17
8	12	2014	3	15	13280	6.98	163	190328	6361	6919	47.90	52.10
9	18	2014	5	18	13279	6.98	164	190328	6466	6813	48.69	51.31
12	19	2014	6	17	13279	6.98	165	190328	6311	6968	47.53	52.47
8	21	2014	5	17	13272	6.97	166	190328	6272	7000	47.26	52.74
11	6	2014	5	17	13272	6.97	167	190328	6350	6922	47.85	52.15
12	19	2014	6	13	13269	6.97	168	190328	6324	6945	47.66	52.34
11	7	2014	6	14	13268	6.97	169	190328	6524	6744	49.17	50.83
12	22	2014	2	13	13268	6.97	170	190328	6527	6741	49.19	50.81
10	16	2014	5	18	13264	6.97	171	190328	6418	6846	48.39	51.61
12	23	2014	3	15	13264	6.97	172	190328	6459	6805	48.70	51.30
9	24	2014	4	18	13262	6.97	173	190328	6300	6962	47.50	52.50
12	29	2014	2	16	13260	6.97	174	190328	6335	6925	47.78	52.22
12	30	2014	3	15	13257	6.97	175	190328	6436	6821	48.55	51.45
9	30	2014	3	17	13256	6.96	176	190328	6382	6874	48.14	51.86
2	14	2014	6	13	13254	6.96	177	190328	6381	6873	48.14	51.86
11	10	2014	2	16	13254	6.96	178	190328	6211	7043	46.86	53.14
8	20	2014	4	18	13247	6.96	179	190328	6281	6966	47.41	52.59
9	4	2014	5	16	13245	6.96	180	190328	6344	6901	47.90	52.10
8	7	2014	5	15	13237	6.95	181	190328	6376	6861	48.17	51.83
12	12	2014	6	17	13232	6.95	182	190328	6376	6856	48.19	51.81
12	26	2014	6	14	13230	6.95	183	190328	6476	6754	48.95	51.05
2	14	2014	6	18	13227	6.95	184	190328	6175	7052	46.68	53.32
8	5	2014	3	16	13227	6.95	185	190328	6303	6924	47.65	52.35
10	14	2014	3	18	13221	6.95	186	190328	6212	7009	46.99	53.01
12	19	2014	6	14	13219	6.95	187	190328	6012	7207	45.48	54.52
9	17	2014	4	18	13217	6.94	188	190328	6256	6961	47.33	52.67
8	14	2014	5	17	13215	6.94	189	190328	6308	6907	47.73	52.27
7	21	2014	2	16	13213	6.94	190	190328	6222	6991	47.09	52.91
11	20	2014	5	17	13213	6.94	191	190328	6322	6891	47.85	52.15
10	10	2014	6	14	13204	6.94	192	190328	6544	6660	49.56	50.44
10	24	2014	6	15	13200	6.94	193	190328	6211	6989	47.05	52.95
8	25	2014	2	15	13196	6.93	194	190328	6332	6864	47.98	52.02
9	16	2014	3	18	13196	6.93	195	190328	6328	6868	47.95	52.05
9	19	2014	6	17	13195	6.93	196	190328	6350	6845	48.12	51.88
11	7	2014	6	17	13194	6.93	197	190328	6514	6680	49.37	50.63
11	14	2014	6	14	13194	6.93	198	190328	6301	6893	47.76	52.24
7	7	2014	2	15	13193	6.93	199	190328	6417	6776	48.64	51.36
12	31	2014	4	16	13191	6.93	200	190328	6552	6639	49.67	50.33

SR 090 MP 285.23 SPOKANE/SPRAGUE AVE ADC SITE R036
K FOR PEAK 200 HOURS OF 2014



AADT= 114129 K 30 FACTOR= 9.67 K 100 FACTOR= 9.42 K 200 FACTOR= 9.19 D 30 FACTOR= 53.75

SR 090 MP 285.23 SPOKANE/SPRAGUE AVE ADC SITE R036
D % IN THE PEAK 200 HOURS OF 2014



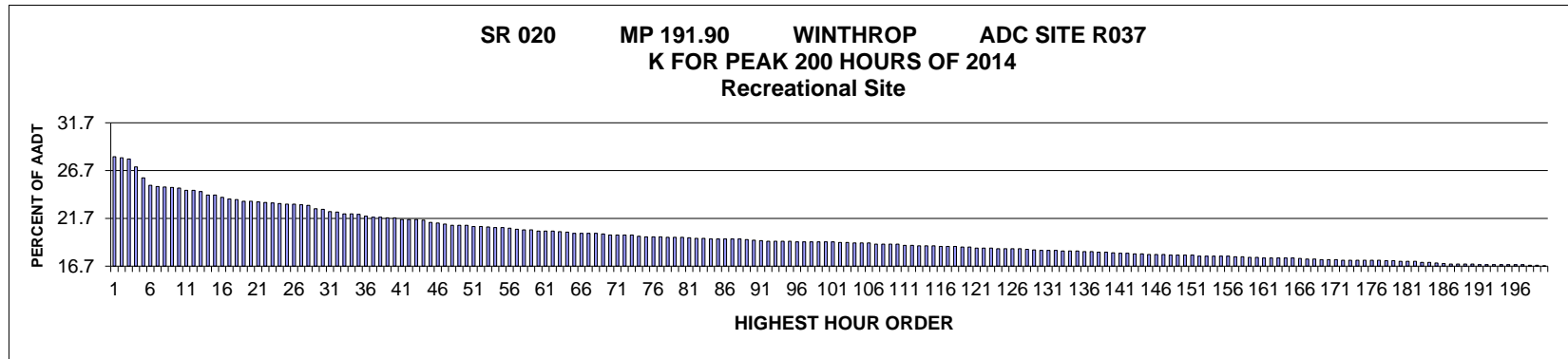
MO	DY	YR	DAY OF WK	HR	HR VOL	PERCENT OF AADT	HOUR NUMBER	AADT	EAST VOLUME	WEST VOLUME	PERCENT EAST IS OF TOTAL VOLUME	PERCENT WEST IS OF TOTAL VOLUME
11	7	2014	6	17	11512	10.09	1	114129	6217	5295	54.00	46.00
11	14	2014	6	17	11434	10.02	2	114129	5978	5456	52.28	47.72
9	18	2014	5	17	11410	10.00	3	114129	6223	5187	54.54	45.46
10	24	2014	6	17	11311	9.91	4	114129	6258	5053	55.33	44.67
6	6	2014	6	17	11266	9.87	5	114129	5929	5337	52.63	47.37
5	2	2014	6	17	11238	9.85	6	114129	5997	5241	53.36	46.64
6	10	2014	3	17	11203	9.82	7	114129	6260	4943	55.88	44.12
9	26	2014	6	17	11198	9.81	8	114129	6042	5156	53.96	46.04
5	8	2014	5	17	11186	9.80	9	114129	6304	4882	56.36	43.64
9	12	2014	6	17	11177	9.79	10	114129	5973	5204	53.44	46.56
8	22	2014	6	17	11172	9.79	11	114129	6163	5009	55.16	44.84
6	27	2014	6	17	11169	9.79	12	114129	6167	5002	55.22	44.78
4	25	2014	6	17	11152	9.77	13	114129	5990	5162	53.71	46.29

MO	DY	YR	DAY OF WK	HR	HR VOL	PERCENT OF AADT	HOUR NUMBER	AADT	EAST VOLUME	WEST VOLUME	PERCENT EAST IS OF TOTAL VOLUME	PERCENT WEST IS OF TOTAL VOLUME
11	6	2014	5	17	11148	9.77	14	114129	6196	4952	55.58	44.42
10	3	2014	6	17	11138	9.76	15	114129	5916	5222	53.12	46.88
10	29	2014	4	17	11104	9.73	16	114129	6104	5000	54.97	45.03
7	21	2014	2	17	11102	9.73	17	114129	6000	5102	54.04	45.96
10	10	2014	6	17	11100	9.73	18	114129	5961	5139	53.70	46.30
6	4	2014	4	17	11097	9.72	19	114129	6164	4933	55.55	44.45
4	24	2014	5	17	11092	9.72	20	114129	6141	4951	55.36	44.64
10	31	2014	6	17	11073	9.70	21	114129	6178	4895	55.79	44.21
5	16	2014	6	17	11062	9.69	22	114129	5745	5317	51.93	48.07
5	30	2014	6	17	11060	9.69	23	114129	5938	5122	53.69	46.31
12	18	2014	5	17	11059	9.69	24	114129	6033	5026	54.55	45.45
8	21	2014	5	17	11058	9.69	25	114129	6111	4947	55.26	44.74
9	19	2014	6	17	11058	9.69	26	114129	5976	5082	54.04	45.96
9	4	2014	5	17	11051	9.68	27	114129	6016	5035	54.44	45.56
8	14	2014	5	17	11046	9.68	28	114129	5921	5125	53.60	46.40
6	12	2014	5	17	11044	9.68	29	114129	5917	5127	53.58	46.42
4	4	2014	6	17	11039	9.67	30	114129	5934	5105	53.75	46.25
10	30	2014	5	17	11026	9.66	31	114129	6226	4800	56.47	43.53
10	1	2014	4	17	11019	9.65	32	114129	6202	4817	56.28	43.72
3	26	2014	4	17	11017	9.65	33	114129	6103	4914	55.40	44.60
8	28	2014	5	17	11017	9.65	34	114129	5931	5086	53.83	46.17
6	24	2014	3	17	11015	9.65	35	114129	6040	4975	54.83	45.17
5	28	2014	4	17	11008	9.65	36	114129	6215	4793	56.46	43.54
5	9	2014	6	17	11004	9.64	37	114129	5756	5248	52.31	47.69
5	7	2014	4	17	11003	9.64	38	114129	6227	4776	56.59	43.41
6	25	2014	4	17	10996	9.63	39	114129	5991	5005	54.48	45.52
4	3	2014	5	17	10970	9.61	40	114129	6163	4807	56.18	43.82
5	22	2014	5	17	10963	9.61	41	114129	5886	5077	53.69	46.31
5	1	2014	5	17	10959	9.60	42	114129	6021	4938	54.94	45.06
10	23	2014	5	17	10955	9.60	43	114129	6186	4769	56.47	43.53
9	25	2014	5	17	10954	9.60	44	114129	6003	4951	54.80	45.20
8	20	2014	4	17	10949	9.59	45	114129	5926	5023	54.12	45.88
12	22	2014	2	17	10946	9.59	46	114129	6241	4705	57.02	42.98
4	18	2014	6	17	10935	9.58	47	114129	6038	4897	55.22	44.78
6	11	2014	4	17	10933	9.58	48	114129	5997	4936	54.85	45.15
10	17	2014	6	17	10931	9.58	49	114129	5804	5127	53.10	46.90
5	8	2014	5	18	10929	9.58	50	114129	5876	5053	53.77	46.23
3	14	2014	6	17	10927	9.57	51	114129	5948	4979	54.43	45.57
4	15	2014	3	17	10927	9.57	52	114129	6152	4775	56.30	43.70
5	14	2014	4	17	10926	9.57	53	114129	6008	4918	54.99	45.01
2	14	2014	6	17	10925	9.57	54	114129	5853	5072	53.57	46.43
7	15	2014	3	17	10919	9.57	55	114129	6050	4869	55.41	44.59
7	17	2014	5	17	10913	9.56	56	114129	6014	4899	55.11	44.89
4	2	2014	4	17	10898	9.55	57	114129	6070	4828	55.70	44.30
5	22	2014	5	18	10887	9.54	58	114129	5724	5163	52.58	47.42
9	17	2014	4	17	10885	9.54	59	114129	5936	4949	54.53	45.47
3	25	2014	3	17	10884	9.54	60	114129	6165	4719	56.64	43.36
5	20	2014	3	17	10881	9.53	61	114129	6035	4846	55.46	44.54

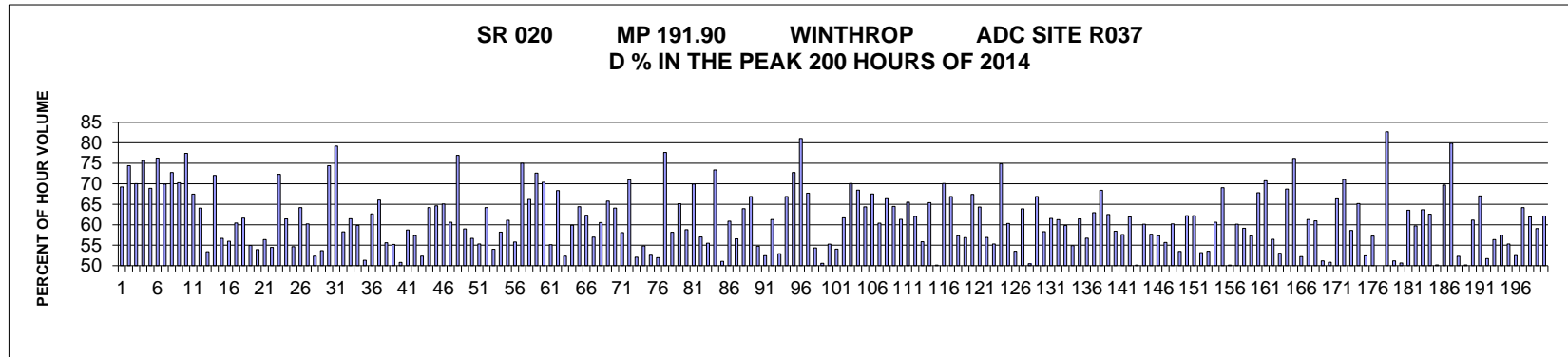
MO	DY	YR	DAY OF WK	HR	HR VOL	PERCENT OF AADT	HOUR NUMBER	AADT	EAST VOLUME	WEST VOLUME	PERCENT EAST IS OF TOTAL VOLUME	PERCENT WEST IS OF TOTAL VOLUME
9	3	2014	4	17	10878	9.53	62	114129	6248	4630	57.44	42.56
10	9	2014	5	17	10877	9.53	63	114129	6128	4749	56.34	43.66
10	8	2014	4	17	10875	9.53	64	114129	6145	4730	56.51	43.49
12	2	2014	3	17	10862	9.52	65	114129	5887	4975	54.20	45.80
8	26	2014	3	17	10856	9.51	66	114129	6078	4778	55.99	44.01
3	27	2014	5	17	10854	9.51	67	114129	6073	4781	55.95	44.05
5	9	2014	6	16	10853	9.51	68	114129	5930	4923	54.64	45.36
7	24	2014	5	17	10838	9.50	69	114129	5939	4899	54.80	45.20
6	4	2014	4	18	10836	9.49	70	114129	5894	4942	54.39	45.61
5	13	2014	3	17	10832	9.49	71	114129	6022	4810	55.59	44.41
4	29	2014	3	17	10831	9.49	72	114129	6163	4668	56.90	43.10
8	19	2014	3	17	10821	9.48	73	114129	5896	4925	54.49	45.51
9	23	2014	3	17	10818	9.48	74	114129	6066	4752	56.07	43.93
2	13	2014	5	17	10816	9.48	75	114129	6007	4809	55.54	44.46
4	22	2014	3	17	10816	9.48	76	114129	6118	4698	56.56	43.44
4	30	2014	4	17	10805	9.47	77	114129	5952	4853	55.09	44.91
6	5	2014	5	17	10803	9.47	78	114129	5856	4947	54.21	45.79
3	7	2014	6	17	10802	9.46	79	114129	5939	4863	54.98	45.02
10	16	2014	5	17	10797	9.46	80	114129	5957	4840	55.17	44.83
9	11	2014	5	17	10794	9.46	81	114129	5931	4863	54.95	45.05
7	22	2014	3	17	10790	9.45	82	114129	6037	4753	55.95	44.05
4	16	2014	4	17	10787	9.45	83	114129	5903	4884	54.72	45.28
11	19	2014	4	17	10784	9.45	84	114129	6022	4762	55.84	44.16
9	16	2014	3	17	10783	9.45	85	114129	6088	4695	56.46	43.54
6	18	2014	4	17	10782	9.45	86	114129	5719	5063	53.04	46.96
3	12	2014	4	17	10779	9.44	87	114129	6052	4727	56.15	43.85
10	7	2014	3	17	10774	9.44	88	114129	6146	4628	57.04	42.96
11	12	2014	4	17	10773	9.44	89	114129	6008	4765	55.77	44.23
11	5	2014	4	17	10772	9.44	90	114129	6031	4741	55.99	44.01
4	16	2014	4	18	10770	9.44	91	114129	5866	4904	54.47	45.53
10	14	2014	3	17	10768	9.43	92	114129	6091	4677	56.57	43.43
5	6	2014	3	17	10763	9.43	93	114129	6088	4675	56.56	43.44
6	6	2014	6	16	10761	9.43	94	114129	5846	4915	54.33	45.67
5	2	2014	6	16	10760	9.43	95	114129	5820	4940	54.09	45.91
8	5	2014	3	17	10759	9.43	96	114129	5928	4831	55.10	44.90
11	18	2014	3	17	10758	9.43	97	114129	6017	4741	55.93	44.07
6	3	2014	3	17	10755	9.42	98	114129	5958	4797	55.40	44.60
11	4	2014	3	17	10754	9.42	99	114129	6132	4622	57.02	42.98
10	15	2014	4	17	10751	9.42	100	114129	6079	4672	56.54	43.46
4	1	2014	3	17	10744	9.41	101	114129	6090	4654	56.68	43.32
5	15	2014	5	17	10741	9.41	102	114129	5853	4888	54.49	45.51
7	10	2014	5	17	10741	9.41	103	114129	5782	4959	53.83	46.17
4	30	2014	4	18	10736	9.41	104	114129	5763	4973	53.68	46.32
8	29	2014	6	17	10735	9.41	105	114129	5744	4991	53.51	46.49
6	20	2014	6	17	10734	9.41	106	114129	5845	4889	54.45	45.55
5	21	2014	4	17	10733	9.40	107	114129	5758	4975	53.65	46.35
9	24	2014	4	17	10729	9.40	108	114129	6049	4680	56.38	43.62
7	16	2014	4	17	10724	9.40	109	114129	5889	4835	54.91	45.09

MO	DY	YR	DAY OF WK	HR	HR VOL	PERCENT OF AADT	HOUR NUMBER	AADT	EAST VOLUME	WEST VOLUME	PERCENT EAST IS OF TOTAL VOLUME	PERCENT WEST IS OF TOTAL VOLUME
5	7	2014	4	18	10717	9.39	110	114129	5736	4981	53.52	46.48
4	3	2014	5	18	10715	9.39	111	114129	5866	4849	54.75	45.25
10	21	2014	3	17	10706	9.38	112	114129	6072	4634	56.72	43.28
4	23	2014	4	18	10705	9.38	113	114129	5833	4872	54.49	45.51
12	19	2014	6	17	10705	9.38	114	114129	5639	5066	52.68	47.32
5	30	2014	6	18	10702	9.38	115	114129	5617	5085	52.49	47.51
6	12	2014	5	18	10701	9.38	116	114129	5729	4972	53.54	46.46
5	27	2014	3	17	10700	9.38	117	114129	6006	4694	56.13	43.87
12	17	2014	4	17	10689	9.37	118	114129	5901	4788	55.21	44.79
9	22	2014	2	17	10682	9.36	119	114129	5997	4685	56.14	43.86
2	21	2014	6	17	10672	9.35	120	114129	5923	4749	55.50	44.50
9	12	2014	6	16	10671	9.35	121	114129	5859	4812	54.91	45.09
5	20	2014	3	18	10668	9.35	122	114129	5727	4941	53.68	46.32
6	10	2014	3	18	10668	9.35	123	114129	5851	4817	54.85	45.15
12	15	2014	2	17	10668	9.35	124	114129	5716	4952	53.58	46.42
6	9	2014	2	17	10667	9.35	125	114129	5846	4821	54.80	45.20
12	10	2014	4	17	10666	9.35	126	114129	5735	4931	53.77	46.23
7	23	2014	4	17	10664	9.34	127	114129	5781	4883	54.21	45.79
4	15	2014	3	18	10662	9.34	128	114129	5724	4938	53.69	46.31
3	19	2014	4	18	10657	9.34	129	114129	5834	4823	54.74	45.26
4	10	2014	5	17	10656	9.34	130	114129	5919	4737	55.55	44.45
4	17	2014	5	17	10655	9.34	131	114129	5816	4839	54.58	45.42
7	30	2014	4	17	10654	9.34	132	114129	5767	4887	54.13	45.87
8	4	2014	2	17	10654	9.34	133	114129	5968	4686	56.02	43.98
6	30	2014	2	17	10652	9.33	134	114129	5782	4870	54.28	45.72
10	6	2014	2	17	10649	9.33	135	114129	5964	4685	56.01	43.99
6	11	2014	4	18	10643	9.33	136	114129	5675	4968	53.32	46.68
12	23	2014	3	17	10642	9.32	137	114129	5832	4810	54.80	45.20
8	27	2014	4	17	10640	9.32	138	114129	5857	4783	55.05	44.95
5	29	2014	5	17	10639	9.32	139	114129	5756	4883	54.10	45.90
5	6	2014	3	18	10638	9.32	140	114129	5898	4740	55.44	44.56
12	11	2014	5	17	10638	9.32	141	114129	5846	4792	54.95	45.05
8	18	2014	2	17	10630	9.31	142	114129	5956	4674	56.03	43.97
3	13	2014	5	17	10628	9.31	143	114129	5907	4721	55.58	44.42
9	19	2014	6	16	10621	9.31	144	114129	5841	4780	54.99	45.01
10	2	2014	5	17	10621	9.31	145	114129	5774	4847	54.36	45.64
1	10	2014	6	17	10620	9.31	146	114129	5877	4743	55.34	44.66
6	27	2014	6	16	10620	9.31	147	114129	5872	4748	55.29	44.71
8	29	2014	6	16	10620	9.31	148	114129	5840	4780	54.99	45.01
4	11	2014	6	17	10618	9.30	149	114129	5635	4983	53.07	46.93
6	19	2014	5	17	10617	9.30	150	114129	5509	5108	51.89	48.11
5	21	2014	4	18	10615	9.30	151	114129	5703	4912	53.73	46.27
10	16	2014	5	18	10615	9.30	152	114129	5779	4836	54.44	45.56
7	25	2014	6	17	10611	9.30	153	114129	5832	4779	54.96	45.04
4	22	2014	3	18	10610	9.30	154	114129	5817	4793	54.83	45.17
4	25	2014	6	18	10609	9.30	155	114129	5662	4947	53.37	46.63
9	30	2014	3	17	10598	9.29	156	114129	5908	4690	55.75	44.25
5	12	2014	2	17	10597	9.29	157	114129	5810	4787	54.83	45.17

MO	DY	YR	DAY OF WK	HR	HR VOL	PERCENT OF AADT	HOUR NUMBER	AADT	EAST VOLUME	WEST VOLUME	PERCENT EAST IS OF TOTAL VOLUME	PERCENT WEST IS OF TOTAL VOLUME
4	2	2014	4	18	10596	9.28	158	114129	5847	4749	55.18	44.82
5	14	2014	4	18	10595	9.28	159	114129	5706	4889	53.86	46.14
8	14	2014	5	18	10595	9.28	160	114129	5765	4830	54.41	45.59
5	29	2014	5	18	10591	9.28	161	114129	5771	4820	54.49	45.51
6	13	2014	6	16	10586	9.28	162	114129	5864	4722	55.39	44.61
6	13	2014	6	17	10586	9.28	163	114129	5535	5051	52.29	47.71
5	30	2014	6	16	10580	9.27	164	114129	5824	4756	55.05	44.95
7	8	2014	3	17	10577	9.27	165	114129	5797	4780	54.81	45.19
3	21	2014	6	17	10576	9.27	166	114129	5849	4727	55.30	44.70
6	18	2014	4	18	10576	9.27	167	114129	5726	4850	54.14	45.86
9	5	2014	6	17	10571	9.26	168	114129	5776	4795	54.64	45.36
4	9	2014	4	17	10567	9.26	169	114129	5990	4577	56.69	43.31
10	17	2014	6	18	10564	9.26	170	114129	5683	4881	53.80	46.20
3	26	2014	4	18	10560	9.25	171	114129	5793	4767	54.86	45.14
4	28	2014	2	17	10560	9.25	172	114129	6026	4534	57.06	42.94
4	29	2014	3	18	10559	9.25	173	114129	5836	4723	55.27	44.73
4	24	2014	5	18	10557	9.25	174	114129	5706	4851	54.05	45.95
4	21	2014	2	17	10553	9.25	175	114129	5863	4690	55.56	44.44
10	10	2014	6	18	10552	9.25	176	114129	5579	4973	52.87	47.13
10	24	2014	6	16	10551	9.24	177	114129	5831	4720	55.26	44.74
5	16	2014	6	18	10549	9.24	178	114129	5467	5082	51.82	48.18
8	21	2014	5	18	10549	9.24	179	114129	5703	4846	54.06	45.94
5	19	2014	2	17	10547	9.24	180	114129	6084	4463	57.68	42.32
5	27	2014	3	18	10547	9.24	181	114129	5824	4723	55.22	44.78
6	20	2014	6	16	10547	9.24	182	114129	5775	4772	54.75	45.25
9	2	2014	3	17	10547	9.24	183	114129	5837	4710	55.34	44.66
9	10	2014	4	18	10547	9.24	184	114129	5794	4753	54.94	45.06
2	28	2014	6	17	10544	9.24	185	114129	5788	4756	54.89	45.11
9	26	2014	6	16	10541	9.24	186	114129	5855	4686	55.55	44.45
10	28	2014	3	17	10540	9.24	187	114129	5854	4686	55.54	44.46
12	5	2014	6	17	10540	9.24	188	114129	5600	4940	53.13	46.87
7	2	2014	4	17	10537	9.23	189	114129	5640	4897	53.53	46.47
9	29	2014	2	17	10535	9.23	190	114129	6069	4466	57.61	42.39
10	20	2014	2	17	10526	9.22	191	114129	5996	4530	56.96	43.04
1	24	2014	6	17	10522	9.22	192	114129	5879	4643	55.87	44.13
8	22	2014	6	16	10520	9.22	193	114129	5808	4712	55.21	44.79
11	21	2014	6	17	10512	9.21	194	114129	5558	4954	52.87	47.13
7	10	2014	5	18	10507	9.21	195	114129	5555	4952	52.87	47.13
2	26	2014	4	17	10505	9.20	196	114129	5915	4590	56.31	43.69
5	13	2014	3	18	10504	9.20	197	114129	5644	4860	53.73	46.27
1	17	2014	6	17	10502	9.20	198	114129	5800	4702	55.23	44.77
3	19	2014	4	17	10490	9.19	199	114129	5896	4594	56.21	43.79
9	18	2014	5	18	10490	9.19	200	114129	5439	5051	51.85	48.15



AADT= 1673 K 30 FACTOR= 22.65 K 100 FACTOR= 19.25 K 200 FACTOR= 16.74 D 100 FACTOR= 55.28



MO	DY	YR	DAY OF WK	HR	HR VOL	PERCENT OF AADT	HOUR NUMBER	AADT	EAST VOLUME	WEST VOLUME	PERCENT EAST IS OF TOTAL VOLUME	PERCENT WEST IS OF TOTAL VOLUME
9	1	2014	2	12	471	28.15	1	1673	145	326	30.79	69.21
9	1	2014	2	14	469	28.03	2	1673	120	349	25.59	74.41
7	6	2014	1	14	467	27.91	3	1673	140	327	29.98	70.02
9	1	2014	2	13	453	27.08	4	1673	110	343	24.28	75.72
7	6	2014	1	13	434	25.94	5	1673	135	299	31.11	68.89
9	1	2014	2	11	421	25.16	6	1673	100	321	23.75	76.25
9	1	2014	2	15	419	25.04	7	1673	126	293	30.07	69.93
7	6	2014	1	11	418	24.99	8	1673	114	304	27.27	72.73
7	13	2014	1	12	417	24.93	9	1673	124	293	29.74	70.26
7	6	2014	1	12	416	24.87	10	1673	94	322	22.60	77.40
5	24	2014	7	12	412	24.63	11	1673	278	134	67.48	32.52
7	6	2014	1	15	412	24.63	12	1673	148	264	35.92	64.08
7	18	2014	6	18	410	24.51	13	1673	219	191	53.41	46.59

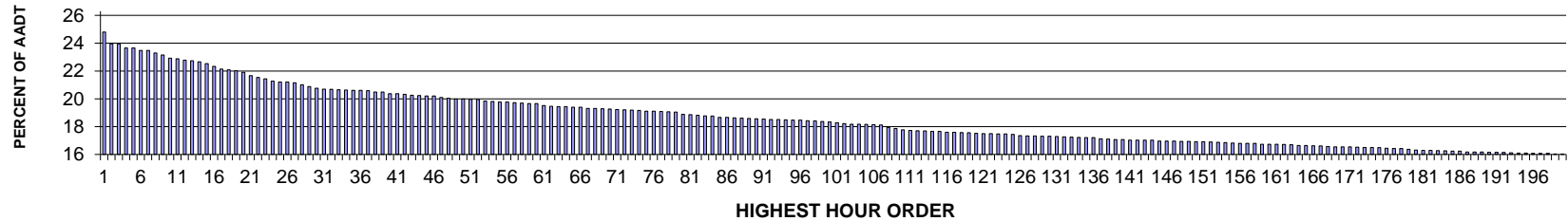
MO	DY	YR	DAY OF WK	HR	HR VOL	PERCENT OF AADT	HOUR NUMBER	AADT	EAST VOLUME	WEST VOLUME	PERCENT EAST IS OF TOTAL VOLUME	PERCENT WEST IS OF TOTAL VOLUME
5	24	2014	7	14	404	24.15	14	1673	291	113	72.03	27.97
7	19	2014	7	11	404	24.15	15	1673	175	229	43.32	56.68
5	25	2014	1	15	400	23.91	16	1673	176	224	44.00	56.00
8	17	2014	1	14	397	23.73	17	1673	157	240	39.55	60.45
6	22	2014	1	13	396	23.67	18	1673	152	244	38.38	61.62
7	18	2014	6	12	393	23.49	19	1673	177	216	45.04	54.96
8	31	2014	1	13	393	23.49	20	1673	181	212	46.06	53.94
8	31	2014	1	15	392	23.43	21	1673	221	171	56.38	43.62
7	18	2014	6	14	391	23.37	22	1673	178	213	45.52	54.48
5	24	2014	7	13	390	23.31	23	1673	282	108	72.31	27.69
7	20	2014	1	12	389	23.25	24	1673	150	239	38.56	61.44
5	25	2014	1	14	388	23.19	25	1673	212	176	54.64	45.36
9	1	2014	2	16	388	23.19	26	1673	139	249	35.82	64.18
6	22	2014	1	14	387	23.13	27	1673	154	233	39.79	60.21
7	18	2014	6	16	386	23.07	28	1673	202	184	52.33	47.67
7	18	2014	6	17	380	22.71	29	1673	204	176	53.68	46.32
8	24	2014	1	12	379	22.65	30	1673	97	282	25.59	74.41
5	23	2014	6	18	375	22.41	31	1673	297	78	79.20	20.80
7	6	2014	1	16	374	22.36	32	1673	156	218	41.71	58.29
7	13	2014	1	13	371	22.18	33	1673	143	228	38.54	61.46
7	19	2014	7	12	371	22.18	34	1673	149	222	40.16	59.84
5	25	2014	1	12	370	22.12	35	1673	180	190	48.65	51.35
5	25	2014	1	17	367	21.94	36	1673	137	230	37.33	62.67
6	29	2014	1	13	365	21.82	37	1673	124	241	33.97	66.03
7	19	2014	7	13	365	21.82	38	1673	162	203	44.38	55.62
7	18	2014	6	19	364	21.76	39	1673	163	201	44.78	55.22
7	19	2014	7	14	364	21.76	40	1673	185	179	50.82	49.18
7	18	2014	6	13	361	21.58	41	1673	149	212	41.27	58.73
8	17	2014	1	15	361	21.58	42	1673	154	207	42.66	57.34
8	31	2014	1	14	361	21.58	43	1673	172	189	47.65	52.35
8	30	2014	7	13	360	21.52	44	1673	231	129	64.17	35.83
5	24	2014	7	15	356	21.28	45	1673	230	126	64.61	35.39
7	20	2014	1	13	355	21.22	46	1673	124	231	34.93	65.07
7	18	2014	6	20	353	21.10	47	1673	139	214	39.38	60.62
5	23	2014	6	14	351	20.98	48	1673	270	81	76.92	23.08
5	24	2014	7	16	351	20.98	49	1673	207	144	58.97	41.03
8	10	2014	1	14	351	20.98	50	1673	152	199	43.30	56.70
5	25	2014	1	16	349	20.86	51	1673	156	193	44.70	55.30
8	10	2014	1	13	349	20.86	52	1673	125	224	35.82	64.18
5	25	2014	1	13	348	20.80	53	1673	160	188	45.98	54.02
6	22	2014	1	15	347	20.74	54	1673	145	202	41.79	58.21
8	30	2014	7	14	347	20.74	55	1673	212	135	61.10	38.90
7	17	2014	5	15	346	20.68	56	1673	193	153	55.78	44.22
10	10	2014	6	17	344	20.56	57	1673	258	86	75.00	25.00
7	11	2014	6	14	343	20.50	58	1673	227	116	66.18	33.82
10	10	2014	6	15	343	20.50	59	1673	249	94	72.59	27.41
7	13	2014	1	11	341	20.38	60	1673	101	240	29.62	70.38
8	24	2014	1	14	341	20.38	61	1673	153	188	44.87	55.13

MO	DY	YR	DAY OF WK	HR	HR VOL	PERCENT OF AADT	HOUR NUMBER	AADT	EAST VOLUME	WEST VOLUME	PERCENT EAST IS OF TOTAL VOLUME	PERCENT WEST IS OF TOTAL VOLUME
8	29	2014	6	17	341	20.38	62	1673	233	108	68.33	31.67
7	18	2014	6	15	340	20.32	63	1673	162	178	47.65	52.35
8	17	2014	1	12	339	20.26	64	1673	136	203	40.12	59.88
6	8	2014	1	13	337	20.14	65	1673	120	217	35.61	64.39
7	13	2014	1	14	337	20.14	66	1673	127	210	37.69	62.31
8	1	2014	6	17	337	20.14	67	1673	192	145	56.97	43.03
8	30	2014	7	12	337	20.14	68	1673	204	133	60.53	39.47
7	3	2014	5	15	336	20.08	69	1673	221	115	65.77	34.23
6	21	2014	7	14	334	19.96	70	1673	214	120	64.07	35.93
7	12	2014	7	13	334	19.96	71	1673	194	140	58.08	41.92
8	29	2014	6	16	334	19.96	72	1673	237	97	70.96	29.04
8	31	2014	1	16	334	19.96	73	1673	160	174	47.90	52.10
7	17	2014	5	17	332	19.84	74	1673	182	150	54.82	45.18
5	24	2014	7	17	331	19.78	75	1673	174	157	52.57	47.43
7	5	2014	7	13	331	19.78	76	1673	159	172	48.04	51.96
10	10	2014	6	18	331	19.78	77	1673	257	74	77.64	22.36
6	21	2014	7	13	330	19.73	78	1673	192	138	58.18	41.82
6	29	2014	1	14	330	19.73	79	1673	115	215	34.85	65.15
8	30	2014	7	16	330	19.73	80	1673	194	136	58.79	41.21
8	29	2014	6	14	329	19.67	81	1673	230	99	69.91	30.09
7	5	2014	7	15	328	19.61	82	1673	187	141	57.01	42.99
7	18	2014	6	10	328	19.61	83	1673	146	182	44.51	55.49
5	23	2014	6	17	327	19.55	84	1673	240	87	73.39	26.61
6	21	2014	7	16	327	19.55	85	1673	160	167	48.93	51.07
7	18	2014	6	11	327	19.55	86	1673	128	199	39.14	60.86
7	20	2014	1	11	327	19.55	87	1673	142	185	43.43	56.57
8	17	2014	1	13	327	19.55	88	1673	118	209	36.09	63.91
5	24	2014	7	11	326	19.49	89	1673	218	108	66.87	33.13
7	5	2014	7	14	325	19.43	90	1673	178	147	54.77	45.23
7	17	2014	5	16	324	19.37	91	1673	170	154	52.47	47.53
6	22	2014	1	16	323	19.31	92	1673	125	198	38.70	61.30
8	30	2014	7	11	323	19.31	93	1673	171	152	52.94	47.06
9	1	2014	2	17	323	19.31	94	1673	107	216	33.13	66.87
10	19	2014	1	14	323	19.31	95	1673	88	235	27.24	72.76
5	23	2014	6	19	322	19.25	96	1673	261	61	81.06	18.94
7	4	2014	6	11	322	19.25	97	1673	218	104	67.70	32.30
7	17	2014	5	13	322	19.25	98	1673	175	147	54.35	45.65
7	17	2014	5	14	322	19.25	99	1673	159	163	49.38	50.62
7	17	2014	5	18	322	19.25	100	1673	178	144	55.28	44.72
8	9	2014	7	15	322	19.25	101	1673	174	148	54.04	45.96
8	24	2014	1	15	321	19.19	102	1673	123	198	38.32	61.68
10	10	2014	6	14	321	19.19	103	1673	225	96	70.09	29.91
8	24	2014	1	13	320	19.13	104	1673	101	219	31.56	68.44
9	13	2014	7	13	320	19.13	105	1673	206	114	64.38	35.63
10	10	2014	6	13	320	19.13	106	1673	216	104	67.50	32.50
7	20	2014	1	16	318	19.01	107	1673	126	192	39.62	60.38
8	29	2014	6	15	318	19.01	108	1673	211	107	66.35	33.65
9	7	2014	1	12	318	19.01	109	1673	113	205	35.53	64.47

MO	DY	YR	DAY OF WK	HR	HR VOL	PERCENT OF AADT	HOUR NUMBER	AADT	EAST VOLUME	WEST VOLUME	PERCENT EAST IS OF TOTAL VOLUME	PERCENT WEST IS OF TOTAL VOLUME
9	7	2014	1	14	318	19.01	110	1673	123	195	38.68	61.32
8	10	2014	1	12	316	18.89	111	1673	109	207	34.49	65.51
8	31	2014	1	12	316	18.89	112	1673	120	196	37.97	62.03
8	10	2014	1	15	315	18.83	113	1673	139	176	44.13	55.87
8	23	2014	7	14	315	18.83	114	1673	206	109	65.40	34.60
9	6	2014	7	15	315	18.83	115	1673	157	158	49.84	50.16
6	22	2014	1	12	314	18.77	116	1673	94	220	29.94	70.06
6	29	2014	1	12	314	18.77	117	1673	104	210	33.12	66.88
7	20	2014	1	14	314	18.77	118	1673	134	180	42.68	57.32
7	19	2014	7	16	313	18.71	119	1673	135	178	43.13	56.87
10	10	2014	6	16	313	18.71	120	1673	211	102	67.41	32.59
7	3	2014	5	17	311	18.59	121	1673	200	111	64.31	35.69
8	2	2014	7	16	311	18.59	122	1673	177	134	56.91	43.09
9	7	2014	1	15	311	18.59	123	1673	139	172	44.69	55.31
5	23	2014	6	15	310	18.53	124	1673	232	78	74.84	25.16
6	29	2014	1	15	310	18.53	125	1673	123	187	39.68	60.32
8	31	2014	1	18	310	18.53	126	1673	166	144	53.55	46.45
10	12	2014	1	13	310	18.53	127	1673	112	198	36.13	63.87
8	31	2014	1	17	309	18.47	128	1673	156	153	50.49	49.51
8	10	2014	1	11	308	18.41	129	1673	102	206	33.12	66.88
5	24	2014	7	18	307	18.35	130	1673	179	128	58.31	41.69
7	3	2014	5	18	307	18.35	131	1673	189	118	61.56	38.44
10	12	2014	1	14	307	18.35	132	1673	119	188	38.76	61.24
7	6	2014	1	17	306	18.29	133	1673	123	183	40.20	59.80
8	17	2014	1	16	306	18.29	134	1673	168	138	54.90	45.10
9	14	2014	1	13	306	18.29	135	1673	118	188	38.56	61.44
7	13	2014	1	16	305	18.23	136	1673	132	173	43.28	56.72
8	29	2014	6	13	305	18.23	137	1673	192	113	62.95	37.05
5	23	2014	6	16	304	18.17	138	1673	208	96	68.42	31.58
7	4	2014	6	14	304	18.17	139	1673	190	114	62.50	37.50
7	13	2014	1	15	303	18.11	140	1673	126	177	41.58	58.42
8	30	2014	7	17	302	18.05	141	1673	174	128	57.62	42.38
10	5	2014	1	13	302	18.05	142	1673	115	187	38.08	61.92
7	11	2014	6	13	301	17.99	143	1673	151	150	50.17	49.83
8	1	2014	6	18	301	17.99	144	1673	120	181	39.87	60.13
6	21	2014	7	15	300	17.93	145	1673	173	127	57.67	42.33
6	28	2014	7	14	300	17.93	146	1673	172	128	57.33	42.67
9	6	2014	7	14	300	17.93	147	1673	167	133	55.67	44.33
7	3	2014	5	14	299	17.87	148	1673	180	119	60.20	39.80
8	3	2014	1	15	299	17.87	149	1673	139	160	46.49	53.51
8	8	2014	6	16	299	17.87	150	1673	186	113	62.21	37.79
8	30	2014	7	15	299	17.87	151	1673	186	113	62.21	37.79
7	5	2014	7	12	297	17.75	152	1673	139	158	46.80	53.20
7	7	2014	2	14	297	17.75	153	1673	159	138	53.54	46.46
8	1	2014	6	16	297	17.75	154	1673	180	117	60.61	39.39
8	24	2014	1	11	297	17.75	155	1673	92	205	30.98	69.02
9	13	2014	7	14	297	17.75	156	1673	148	149	49.83	50.17
7	4	2014	6	15	296	17.69	157	1673	178	118	60.14	39.86

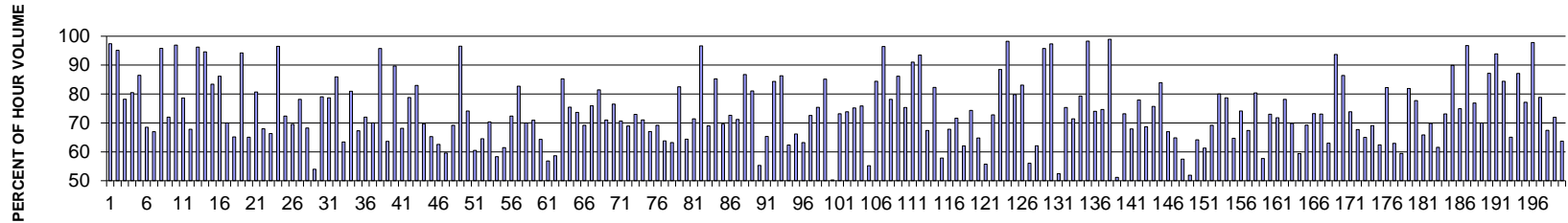
MO	DY	YR	DAY OF WK	HR	HR VOL	PERCENT OF AADT	HOUR NUMBER	AADT	EAST VOLUME	WEST VOLUME	PERCENT EAST IS OF TOTAL VOLUME	PERCENT WEST IS OF TOTAL VOLUME
9	21	2014	1	14	296	17.69	158	1673	121	175	40.88	59.12
7	20	2014	1	15	295	17.63	159	1673	126	169	42.71	57.29
10	19	2014	1	15	295	17.63	160	1673	95	200	32.20	67.80
6	8	2014	1	12	294	17.57	161	1673	86	208	29.25	70.75
6	8	2014	1	14	294	17.57	162	1673	128	166	43.54	56.46
7	12	2014	7	16	294	17.57	163	1673	156	138	53.06	46.94
8	29	2014	6	18	294	17.57	164	1673	202	92	68.71	31.29
10	19	2014	1	12	294	17.57	165	1673	70	224	23.81	76.19
7	17	2014	5	12	293	17.51	166	1673	140	153	47.78	52.22
9	6	2014	7	13	292	17.45	167	1673	179	113	61.30	38.70
9	7	2014	1	13	292	17.45	168	1673	114	178	39.04	60.96
8	9	2014	7	16	291	17.39	169	1673	149	142	51.20	48.80
8	31	2014	1	11	291	17.39	170	1673	143	148	49.14	50.86
9	21	2014	1	13	291	17.39	171	1673	98	193	33.68	66.32
6	22	2014	1	11	290	17.33	172	1673	84	206	28.97	71.03
6	29	2014	1	16	290	17.33	173	1673	120	170	41.38	58.62
7	4	2014	6	13	290	17.33	174	1673	189	101	65.17	34.83
7	12	2014	7	12	290	17.33	175	1673	152	138	52.41	47.59
7	19	2014	7	15	290	17.33	176	1673	124	166	42.76	57.24
8	9	2014	7	14	290	17.33	177	1673	145	145	50.00	50.00
5	23	2014	6	21	289	17.27	178	1673	239	50	82.70	17.30
7	5	2014	7	16	289	17.27	179	1673	141	148	48.79	51.21
7	19	2014	7	10	288	17.21	180	1673	142	146	49.31	50.69
10	5	2014	1	14	288	17.21	181	1673	105	183	36.46	63.54
10	11	2014	7	14	288	17.21	182	1673	172	116	59.72	40.28
6	20	2014	6	13	286	17.10	183	1673	182	104	63.64	36.36
10	5	2014	1	15	286	17.10	184	1673	107	179	37.41	62.59
9	6	2014	7	16	285	17.04	185	1673	143	142	50.18	49.82
10	12	2014	1	12	284	16.98	186	1673	86	198	30.28	69.72
5	23	2014	6	20	283	16.92	187	1673	226	57	79.86	20.14
7	12	2014	7	14	283	16.92	188	1673	148	135	52.30	47.70
7	27	2014	1	15	283	16.92	189	1673	142	141	50.18	49.82
8	23	2014	7	13	283	16.92	190	1673	173	110	61.13	38.87
6	20	2014	6	16	282	16.86	191	1673	189	93	67.02	32.98
6	30	2014	2	15	282	16.86	192	1673	146	136	51.77	48.23
7	4	2014	6	16	282	16.86	193	1673	159	123	56.38	43.62
8	30	2014	7	18	282	16.86	194	1673	162	120	57.45	42.55
9	13	2014	7	16	282	16.86	195	1673	156	126	55.32	44.68
9	20	2014	7	14	282	16.86	196	1673	148	134	52.48	47.52
9	21	2014	1	12	282	16.86	197	1673	101	181	35.82	64.18
6	22	2014	1	18	281	16.80	198	1673	107	174	38.08	61.92
7	11	2014	6	15	281	16.80	199	1673	166	115	59.07	40.93
6	20	2014	6	14	280	16.74	200	1673	174	106	62.14	37.86

SR 002 MP 50.12 SKYKOMISH ADC SITE R038
K FOR PEAK 200 HOURS OF 2014
Recreational Site



AADT= 4849 K 30 FACTOR= 20.46 K 100 FACTOR= 18.04 K 200 FACTOR= 15.74 D 100 FACTOR= 50.29

SR 002 MP 50.12 SKYKOMISH ADC SITE R038
D % IN THE PEAK 200 HOURS OF 2014



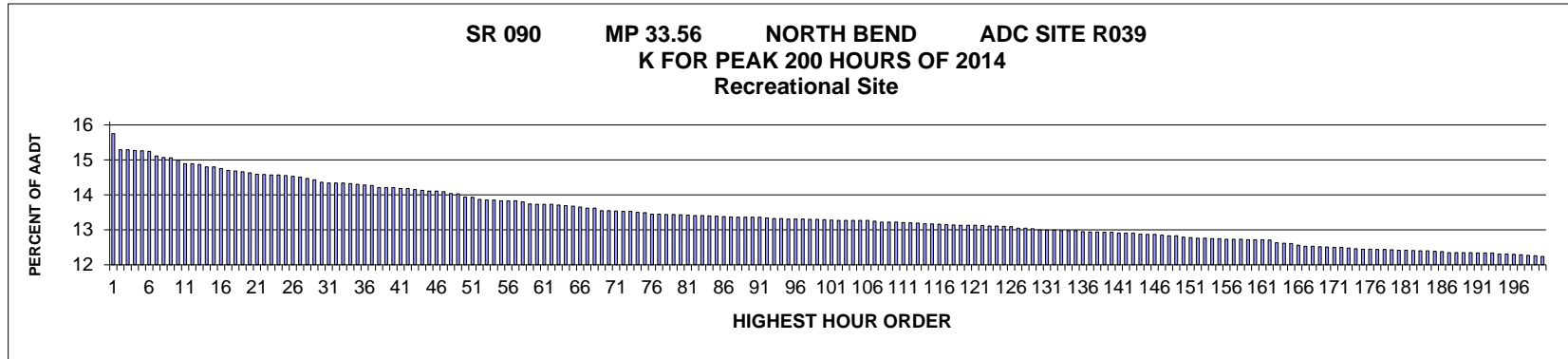
MO	DY	YR	DAY OF WK	HR	HR VOL	PERCENT OF AADT	HOUR NUMBER	AADT	EAST VOLUME	WEST VOLUME	PERCENT EAST IS OF TOTAL VOLUME	PERCENT WEST IS OF TOTAL VOLUME
1	12	2014	1	9	1188	24.50	1	4849	1157	31	97.39	2.61
2	1	2014	7	9	1147	23.65	2	4849	1091	56	95.12	4.88
8	10	2014	1	16	1147	23.65	3	4849	250	897	21.80	78.20
1	12	2014	1	10	1132	23.35	4	4849	911	221	80.48	19.52
3	23	2014	1	17	1132	23.35	5	4849	153	979	13.52	86.48
7	6	2014	1	12	1124	23.18	6	4849	354	770	31.49	68.51
7	6	2014	1	13	1124	23.18	7	4849	371	753	33.01	66.99
2	22	2014	7	9	1115	22.99	8	4849	1068	47	95.78	4.22
8	24	2014	1	15	1108	22.85	9	4849	310	798	27.98	72.02
1	4	2014	7	9	1097	22.62	10	4849	1063	34	96.90	3.10
1	4	2014	7	16	1095	22.58	11	4849	234	861	21.37	78.63
6	22	2014	1	13	1090	22.48	12	4849	351	739	32.20	67.80
2	17	2014	2	9	1088	22.44	13	4849	1047	41	96.23	3.77

MO	DY	YR	DAY OF WK	HR	HR VOL	PERCENT OF AADT	HOUR NUMBER	AADT	EAST VOLUME	WEST VOLUME	PERCENT EAST IS OF TOTAL VOLUME	PERCENT WEST IS OF TOTAL VOLUME
2	23	2014	1	9	1084	22.36	14	4849	1025	59	94.56	5.44
1	4	2014	7	17	1078	22.23	15	4849	179	899	16.60	83.40
2	17	2014	2	17	1068	22.03	16	4849	148	920	13.86	86.14
8	24	2014	1	14	1059	21.84	17	4849	318	741	30.03	69.97
8	10	2014	1	13	1056	21.78	18	4849	368	688	34.85	65.15
1	4	2014	7	10	1053	21.72	19	4849	992	61	94.21	5.79
6	29	2014	1	13	1048	21.61	20	4849	366	682	34.92	65.08
4	13	2014	1	17	1036	21.37	21	4849	200	836	19.31	80.69
10	12	2014	1	12	1030	21.24	22	4849	330	700	32.04	67.96
8	24	2014	1	13	1025	21.14	23	4849	345	680	33.66	66.34
2	16	2014	1	9	1017	20.97	24	4849	981	36	96.46	3.54
2	17	2014	2	14	1014	20.91	25	4849	280	734	27.61	72.39
6	22	2014	1	14	1014	20.91	26	4849	309	705	30.47	69.53
8	24	2014	1	16	1011	20.85	27	4849	221	790	21.86	78.14
10	5	2014	1	13	1004	20.71	28	4849	319	685	31.77	68.23
12	26	2014	6	16	998	20.58	29	4849	459	539	45.99	54.01
8	24	2014	1	17	992	20.46	30	4849	208	784	20.97	79.03
10	19	2014	1	16	989	20.40	31	4849	211	778	21.33	78.67
2	17	2014	2	16	988	20.38	32	4849	139	849	14.07	85.93
8	24	2014	1	12	987	20.35	33	4849	361	626	36.58	63.42
2	17	2014	2	15	986	20.33	34	4849	188	798	19.07	80.93
7	6	2014	1	14	985	20.31	35	4849	322	663	32.69	67.31
10	5	2014	1	14	985	20.31	36	4849	276	709	28.02	71.98
6	29	2014	1	14	984	20.29	37	4849	295	689	29.98	70.02
2	15	2014	7	9	979	20.19	38	4849	937	42	95.71	4.29
8	17	2014	1	13	979	20.19	39	4849	356	623	36.36	63.64
1	5	2014	1	16	973	20.07	40	4849	100	873	10.28	89.72
1	12	2014	1	11	973	20.07	41	4849	310	663	31.86	68.14
2	16	2014	1	16	971	20.02	42	4849	206	765	21.22	78.78
4	20	2014	1	17	968	19.96	43	4849	165	803	17.05	82.95
9	1	2014	2	13	967	19.94	44	4849	294	673	30.40	69.60
8	10	2014	1	14	965	19.90	45	4849	335	630	34.72	65.28
8	17	2014	1	14	965	19.90	46	4849	361	604	37.41	62.59
2	17	2014	2	13	960	19.80	47	4849	388	572	40.42	59.58
1	1	2014	4	16	957	19.74	48	4849	295	662	30.83	69.17
1	3	2014	6	9	955	19.69	49	4849	922	33	96.54	3.46
9	1	2014	2	12	955	19.69	50	4849	247	708	25.86	74.14
12	26	2014	6	15	954	19.67	51	4849	577	377	60.48	39.52
12	26	2014	6	14	953	19.65	52	4849	615	338	64.53	35.47
6	29	2014	1	15	948	19.55	53	4849	281	667	29.64	70.36
6	29	2014	1	12	946	19.51	54	4849	394	552	41.65	58.35
7	13	2014	1	12	944	19.47	55	4849	364	580	38.56	61.44
9	1	2014	2	14	944	19.47	56	4849	261	683	27.65	72.35
3	23	2014	1	16	942	19.43	57	4849	163	779	17.30	82.70
12	26	2014	6	13	940	19.39	58	4849	658	282	70.00	30.00
8	17	2014	1	15	939	19.36	59	4849	273	666	29.07	70.93
10	5	2014	1	12	939	19.36	60	4849	335	604	35.68	64.32
8	3	2014	1	13	932	19.22	61	4849	402	530	43.13	56.87

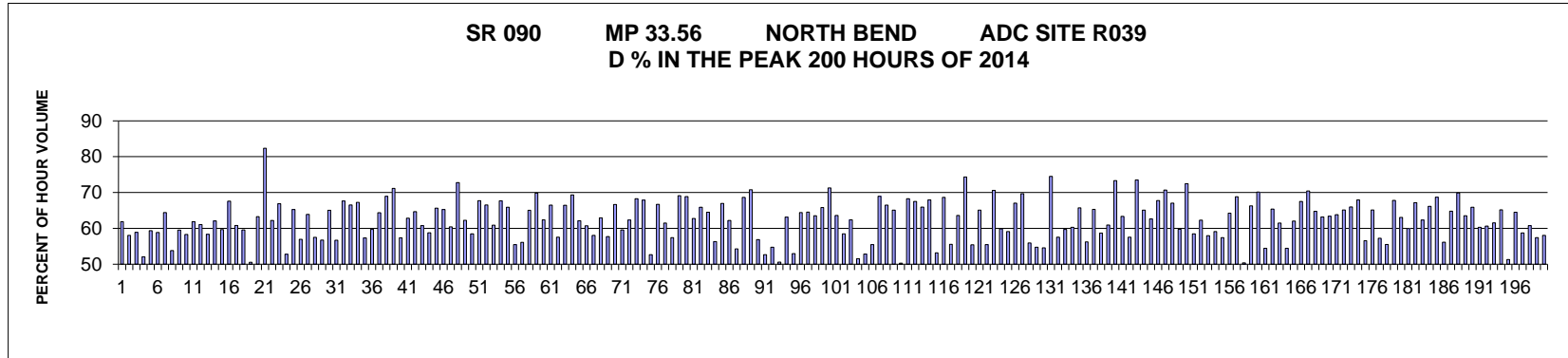
MO	DY	YR	DAY OF WK	HR	HR VOL	PERCENT OF AADT	HOUR NUMBER	AADT	EAST VOLUME	WEST VOLUME	PERCENT EAST IS OF TOTAL VOLUME	PERCENT WEST IS OF TOTAL VOLUME
8	17	2014	1	12	929	19.16	62	4849	384	545	41.33	58.67
1	26	2014	1	16	928	19.14	63	4849	137	791	14.76	85.24
6	29	2014	1	16	928	19.14	64	4849	228	700	24.57	75.43
4	13	2014	1	16	926	19.10	65	4849	244	682	26.35	73.65
10	19	2014	1	13	926	19.10	66	4849	285	641	30.78	69.22
1	4	2014	7	11	922	19.01	67	4849	700	222	75.92	24.08
2	16	2014	1	17	922	19.01	68	4849	171	751	18.55	81.45
6	22	2014	1	15	921	18.99	69	4849	267	654	28.99	71.01
10	19	2014	1	15	920	18.97	70	4849	216	704	23.48	76.52
10	12	2014	1	13	918	18.93	71	4849	269	649	29.30	70.70
8	17	2014	1	16	917	18.91	72	4849	285	632	31.08	68.92
12	26	2014	6	12	916	18.89	73	4849	668	248	72.93	27.07
7	6	2014	1	15	915	18.87	74	4849	265	650	28.96	71.04
1	3	2014	6	16	912	18.81	75	4849	301	611	33.00	67.00
12	26	2014	6	17	912	18.81	76	4849	281	631	30.81	69.19
8	10	2014	1	12	911	18.79	77	4849	330	581	36.22	63.78
6	22	2014	1	12	910	18.77	78	4849	335	575	36.81	63.19
6	14	2014	7	13	909	18.75	79	4849	750	159	82.51	17.49
7	13	2014	1	13	901	18.58	80	4849	321	580	35.63	64.37
1	4	2014	7	15	900	18.56	81	4849	257	643	28.56	71.44
1	5	2014	1	9	898	18.52	82	4849	868	30	96.66	3.34
6	15	2014	1	13	896	18.48	83	4849	278	618	31.03	68.97
4	20	2014	1	16	895	18.46	84	4849	132	763	14.75	85.25
7	6	2014	1	11	891	18.37	85	4849	271	620	30.42	69.58
9	1	2014	2	11	891	18.37	86	4849	244	647	27.38	72.62
4	13	2014	1	15	889	18.33	87	4849	256	633	28.80	71.20
2	9	2014	1	16	888	18.31	88	4849	118	770	13.29	86.71
2	1	2014	7	17	887	18.29	89	4849	168	719	18.94	81.06
12	31	2014	4	16	886	18.27	90	4849	396	490	44.70	55.30
9	21	2014	1	12	885	18.25	91	4849	307	578	34.69	65.31
3	30	2014	1	17	883	18.21	92	4849	138	745	15.63	84.37
4	27	2014	1	17	883	18.21	93	4849	121	762	13.70	86.30
8	3	2014	1	14	882	18.19	94	4849	332	550	37.64	62.36
1	3	2014	6	17	881	18.17	95	4849	298	583	33.83	66.17
1	4	2014	7	12	881	18.17	96	4849	557	324	63.22	36.78
10	5	2014	1	15	879	18.13	97	4849	241	638	27.42	72.58
6	29	2014	1	17	878	18.11	98	4849	216	662	24.60	75.40
2	17	2014	2	18	876	18.07	99	4849	130	746	14.84	85.16
12	31	2014	4	15	875	18.04	100	4849	435	440	49.71	50.29
8	30	2014	7	13	872	17.98	101	4849	638	234	73.17	26.83
1	18	2014	7	16	869	17.92	102	4849	227	642	26.12	73.88
2	15	2014	7	17	867	17.88	103	4849	215	652	24.80	75.20
8	17	2014	1	17	867	17.88	104	4849	209	658	24.11	75.89
12	28	2014	1	12	866	17.86	105	4849	388	478	44.80	55.20
1	5	2014	1	15	865	17.84	106	4849	135	730	15.61	84.39
2	8	2014	7	9	864	17.82	107	4849	833	31	96.41	3.59
2	1	2014	7	16	856	17.65	108	4849	187	669	21.85	78.15
1	12	2014	1	15	852	17.57	109	4849	118	734	13.85	86.15

MO	DY	YR	DAY OF WK	HR	HR VOL	PERCENT OF AADT	HOUR NUMBER	AADT	EAST VOLUME	WEST VOLUME	PERCENT EAST IS OF TOTAL VOLUME	PERCENT WEST IS OF TOTAL VOLUME
1	1	2014	4	17	847	17.47	110	4849	209	638	24.68	75.32
1	5	2014	1	17	845	17.43	111	4849	76	769	8.99	91.01
3	1	2014	7	9	844	17.41	112	4849	789	55	93.48	6.52
10	12	2014	1	11	843	17.39	113	4849	275	568	32.62	67.38
4	27	2014	1	15	842	17.36	114	4849	149	693	17.70	82.30
12	28	2014	1	13	842	17.36	115	4849	355	487	42.16	57.84
7	13	2014	1	15	839	17.30	116	4849	270	569	32.18	67.82
10	19	2014	1	14	839	17.30	117	4849	238	601	28.37	71.63
10	19	2014	1	12	838	17.28	118	4849	318	520	37.95	62.05
6	22	2014	1	16	837	17.26	119	4849	215	622	25.69	74.31
9	7	2014	1	13	835	17.22	120	4849	294	541	35.21	64.79
2	21	2014	6	17	834	17.20	121	4849	369	465	44.24	55.76
2	22	2014	7	16	834	17.20	122	4849	227	607	27.22	72.78
1	12	2014	1	16	833	17.18	123	4849	96	737	11.52	88.48
2	21	2014	6	9	833	17.18	124	4849	818	15	98.20	1.80
10	5	2014	1	16	831	17.14	125	4849	168	663	20.22	79.78
1	18	2014	7	17	827	17.06	126	4849	140	687	16.93	83.07
2	17	2014	2	12	826	17.03	127	4849	363	463	43.95	56.05
8	9	2014	7	13	826	17.03	128	4849	513	313	62.11	37.89
1	18	2014	7	9	825	17.01	129	4849	790	35	95.76	4.24
2	22	2014	7	8	825	17.01	130	4849	803	22	97.33	2.67
12	27	2014	7	14	824	16.99	131	4849	432	392	52.43	47.57
8	17	2014	1	18	823	16.97	132	4849	203	620	24.67	75.33
8	29	2014	6	15	822	16.95	133	4849	587	235	71.41	28.59
1	26	2014	1	15	821	16.93	134	4849	170	651	20.71	79.29
1	12	2014	1	8	820	16.91	135	4849	806	14	98.29	1.71
9	7	2014	1	15	820	16.91	136	4849	213	607	25.98	74.02
8	10	2014	1	17	816	16.83	137	4849	207	609	25.37	74.63
2	16	2014	1	8	815	16.81	138	4849	806	9	98.90	1.10
1	1	2014	4	13	813	16.77	139	4849	397	416	48.83	51.17
7	6	2014	1	16	813	16.77	140	4849	218	595	26.81	73.19
1	1	2014	4	15	811	16.73	141	4849	260	551	32.06	67.94
7	4	2014	6	12	811	16.73	142	4849	632	179	77.93	22.07
7	5	2014	7	12	811	16.73	143	4849	557	254	68.68	31.32
8	24	2014	1	18	811	16.73	144	4849	197	614	24.29	75.71
1	4	2014	7	18	808	16.66	145	4849	130	678	16.09	83.91
7	13	2014	1	14	808	16.66	146	4849	267	541	33.04	66.96
9	14	2014	1	13	808	16.66	147	4849	284	524	35.15	64.85
8	3	2014	1	12	807	16.64	148	4849	343	464	42.50	57.50
8	31	2014	1	13	807	16.64	149	4849	419	388	51.92	48.08
7	5	2014	7	13	806	16.62	150	4849	517	289	64.14	35.86
8	8	2014	6	15	806	16.62	151	4849	494	312	61.29	38.71
8	3	2014	1	15	805	16.60	152	4849	248	557	30.81	69.19
1	25	2014	7	17	804	16.58	153	4849	161	643	20.02	79.98
6	14	2014	7	14	803	16.56	154	4849	632	171	78.70	21.30
12	30	2014	3	16	801	16.52	155	4849	283	518	35.33	64.67
2	16	2014	1	15	800	16.50	156	4849	207	593	25.88	74.13
9	21	2014	1	13	800	16.50	157	4849	261	539	32.63	67.38

MO	DY	YR	DAY OF WK	HR	HR VOL	PERCENT OF AADT	HOUR NUMBER	AADT	EAST VOLUME	WEST VOLUME	PERCENT EAST IS OF TOTAL VOLUME	PERCENT WEST IS OF TOTAL VOLUME
10	11	2014	7	12	800	16.50	158	4849	643	157	80.38	19.63
1	1	2014	4	14	797	16.44	159	4849	337	460	42.28	57.72
7	13	2014	1	16	797	16.44	160	4849	215	582	26.98	73.02
8	29	2014	6	16	797	16.44	161	4849	572	225	71.77	28.23
6	14	2014	7	12	796	16.42	162	4849	622	174	78.14	21.86
12	29	2014	2	16	795	16.40	163	4849	240	555	30.19	69.81
2	21	2014	6	16	793	16.35	164	4849	322	471	40.61	59.39
9	28	2014	1	14	793	16.35	165	4849	244	549	30.77	69.23
8	30	2014	7	12	792	16.33	166	4849	580	212	73.23	26.77
4	27	2014	1	14	791	16.31	167	4849	213	578	26.93	73.07
8	16	2014	7	13	789	16.27	168	4849	497	292	62.99	37.01
1	12	2014	1	17	788	16.25	169	4849	50	738	6.35	93.65
2	9	2014	1	15	788	16.25	170	4849	107	681	13.58	86.42
12	30	2014	3	17	788	16.25	171	4849	206	582	26.14	73.86
2	15	2014	7	16	787	16.23	172	4849	254	533	32.27	67.73
4	13	2014	1	14	786	16.21	173	4849	275	511	34.99	65.01
8	3	2014	1	16	786	16.21	174	4849	243	543	30.92	69.08
8	22	2014	6	14	785	16.19	175	4849	490	295	62.42	37.58
6	29	2014	1	18	783	16.15	176	4849	139	644	17.75	82.25
1	3	2014	6	15	782	16.13	177	4849	290	492	37.08	62.92
8	31	2014	1	12	782	16.13	178	4849	465	317	59.46	40.54
4	27	2014	1	16	779	16.07	179	4849	141	638	18.10	81.90
2	22	2014	7	17	777	16.02	180	4849	173	604	22.27	77.73
8	30	2014	7	14	776	16.00	181	4849	511	265	65.85	34.15
9	28	2014	1	15	776	16.00	182	4849	234	542	30.15	69.85
12	27	2014	7	13	775	15.98	183	4849	477	298	61.55	38.45
8	23	2014	7	12	774	15.96	184	4849	566	208	73.13	26.87
2	23	2014	1	16	773	15.94	185	4849	78	695	10.09	89.91
8	10	2014	1	18	773	15.94	186	4849	194	579	25.10	74.90
2	9	2014	1	9	770	15.88	187	4849	745	25	96.75	3.25
9	28	2014	1	16	770	15.88	188	4849	178	592	23.12	76.88
12	27	2014	7	12	770	15.88	189	4849	539	231	70.00	30.00
1	26	2014	1	17	769	15.86	190	4849	99	670	12.87	87.13
3	22	2014	7	9	769	15.86	191	4849	722	47	93.89	6.11
2	23	2014	1	15	768	15.84	192	4849	120	648	15.63	84.38
9	28	2014	1	13	767	15.82	193	4849	268	499	34.94	65.06
1	20	2014	2	16	766	15.80	194	4849	99	667	12.92	87.08
6	22	2014	1	17	766	15.80	195	4849	175	591	22.85	77.15
2	23	2014	1	8	765	15.78	196	4849	748	17	97.78	2.22
4	6	2014	1	16	765	15.78	197	4849	162	603	21.18	78.82
8	29	2014	6	14	765	15.78	198	4849	516	249	67.45	32.55
6	15	2014	1	15	763	15.74	199	4849	214	549	28.05	71.95
8	22	2014	6	15	763	15.74	200	4849	486	277	63.70	36.30



AADT= 34460 K 30 FACTOR= 14.26 K 100 FACTOR= 13.19 K 200 FACTOR= 12.14 D 100 FACTOR= 71.28



MO	DY	YR	DAY OF WK	HR	HR VOL	PERCENT OF AADT	HOUR NUMBER	AADT	EAST VOLUME	WEST VOLUME	PERCENT EAST IS OF TOTAL VOLUME	PERCENT WEST IS OF TOTAL VOLUME
7	27	2014	1	15	5393	15.65	1	34460	2057	3336	38.14	61.86
8	17	2014	1	13	5236	15.19	2	34460	2196	3040	41.94	58.06
8	17	2014	1	14	5235	15.19	3	34460	2150	3085	41.07	58.93
11	30	2014	1	13	5228	15.17	4	34460	2723	2505	52.08	47.92
8	10	2014	1	15	5225	15.16	5	34460	2123	3102	40.63	59.37
8	10	2014	1	13	5218	15.14	6	34460	2147	3071	41.15	58.85
7	27	2014	1	16	5172	15.01	7	34460	1839	3333	35.56	64.44
11	30	2014	1	15	5160	14.97	8	34460	2382	2778	46.16	53.84
7	27	2014	1	14	5156	14.96	9	34460	2085	3071	40.44	59.56
8	15	2014	6	15	5132	14.89	10	34460	2992	2140	58.30	41.70
7	6	2014	1	15	5096	14.79	11	34460	1942	3154	38.11	61.89
8	17	2014	1	15	5095	14.79	12	34460	1983	3112	38.92	61.08
7	6	2014	1	13	5091	14.77	13	34460	2119	2972	41.62	58.38

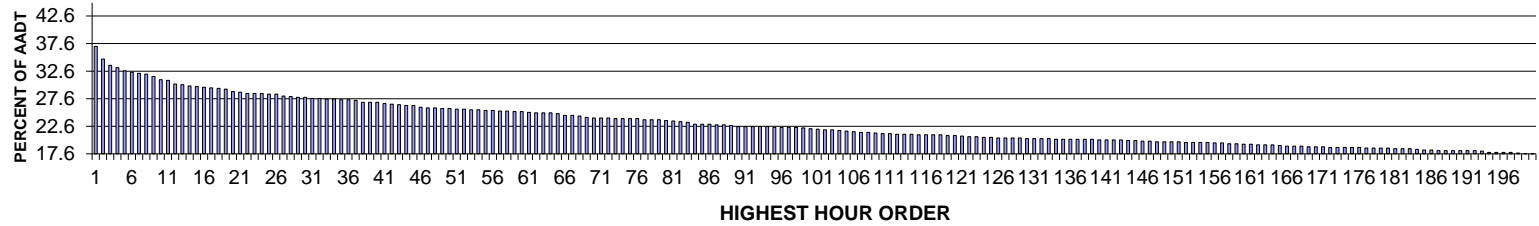
MO	DY	YR	DAY OF WK	HR	HR VOL	PERCENT OF AADT	HOUR NUMBER	AADT	EAST VOLUME	WEST VOLUME	PERCENT EAST IS OF TOTAL VOLUME	PERCENT WEST IS OF TOTAL VOLUME
6	29	2014	1	13	5066	14.70	14	34460	1920	3146	37.90	62.10
8	15	2014	6	16	5066	14.70	15	34460	3023	2043	59.67	40.33
5	23	2014	6	16	5050	14.65	16	34460	3415	1635	67.62	32.38
8	17	2014	1	16	5032	14.60	17	34460	1972	3060	39.19	60.81
7	6	2014	1	14	5023	14.58	18	34460	2030	2993	40.41	59.59
8	17	2014	1	12	5017	14.56	19	34460	2536	2481	50.55	49.45
8	10	2014	1	16	5007	14.53	20	34460	1839	3168	36.73	63.27
8	17	2014	1	21	4993	14.49	21	34460	881	4112	17.64	82.36
6	29	2014	1	14	4991	14.48	22	34460	1885	3106	37.77	62.23
8	29	2014	6	15	4987	14.47	23	34460	3336	1651	66.89	33.11
8	10	2014	1	12	4985	14.47	24	34460	2353	2632	47.20	52.80
6	29	2014	1	15	4979	14.45	25	34460	1730	3249	34.75	65.25
7	27	2014	1	13	4973	14.43	26	34460	2140	2833	43.03	56.97
8	3	2014	1	15	4966	14.41	27	34460	1792	3174	36.09	63.91
8	10	2014	1	14	4951	14.37	28	34460	2103	2848	42.48	57.52
11	26	2014	4	15	4937	14.33	29	34460	2802	2135	56.76	43.24
6	22	2014	1	15	4915	14.26	30	34460	1717	3198	34.93	65.07
7	6	2014	1	12	4908	14.24	31	34460	2124	2784	43.28	56.72
8	29	2014	6	14	4908	14.24	32	34460	3320	1588	67.64	32.36
7	27	2014	1	17	4906	14.24	33	34460	1642	3264	33.47	66.53
5	23	2014	6	14	4900	14.22	34	34460	3296	1604	67.27	32.73
8	9	2014	7	12	4894	14.20	35	34460	2807	2087	57.36	42.64
9	1	2014	2	12	4885	14.18	36	34460	1968	2917	40.29	59.71
7	6	2014	1	16	4882	14.17	37	34460	1738	3144	35.60	64.40
5	23	2014	6	17	4862	14.11	38	34460	3353	1509	68.96	31.04
8	24	2014	1	18	4862	14.11	39	34460	1402	3460	28.84	71.16
8	8	2014	6	15	4861	14.11	40	34460	2789	2072	57.38	42.62
9	1	2014	2	14	4853	14.08	41	34460	1803	3050	37.15	62.85
7	20	2014	1	16	4851	14.08	42	34460	1713	3138	35.31	64.69
7	20	2014	1	15	4841	14.05	43	34460	1899	2942	39.23	60.77
8	15	2014	6	14	4836	14.03	44	34460	2842	1994	58.77	41.23
8	3	2014	1	16	4829	14.01	45	34460	1659	3170	34.35	65.65
10	19	2014	1	16	4829	14.01	46	34460	1677	3152	34.73	65.27
8	3	2014	1	14	4822	13.99	47	34460	1908	2914	39.57	60.43
8	17	2014	1	19	4804	13.94	48	34460	1308	3496	27.23	72.77
8	24	2014	1	15	4801	13.93	49	34460	1811	2990	37.72	62.28
11	30	2014	1	16	4768	13.84	50	34460	1979	2789	41.51	58.49
10	5	2014	1	16	4765	13.83	51	34460	1537	3228	32.26	67.74
8	10	2014	1	18	4745	13.77	52	34460	1588	3157	33.47	66.53
9	1	2014	2	13	4739	13.75	53	34460	1852	2887	39.08	60.92
5	23	2014	6	15	4738	13.75	54	34460	3206	1532	67.67	32.33
8	10	2014	1	17	4732	13.73	55	34460	1614	3118	34.11	65.89
11	26	2014	4	16	4732	13.73	56	34460	2626	2106	55.49	44.51
8	3	2014	1	13	4731	13.73	57	34460	2077	2654	43.90	56.10
8	29	2014	6	16	4720	13.70	58	34460	3070	1650	65.04	34.96
6	8	2014	1	16	4699	13.64	59	34460	1417	3282	30.16	69.84
9	28	2014	1	16	4698	13.63	60	34460	1767	2931	37.61	62.39
8	3	2014	1	17	4697	13.63	61	34460	1574	3123	33.51	66.49

MO	DY	YR	DAY OF WK	HR	HR VOL	PERCENT OF AADT	HOUR NUMBER	AADT	EAST VOLUME	WEST VOLUME	PERCENT EAST IS OF TOTAL VOLUME	PERCENT WEST IS OF TOTAL VOLUME
6	29	2014	1	12	4696	13.63	62	34460	1994	2702	42.46	57.54
9	1	2014	2	15	4690	13.61	63	34460	1573	3117	33.54	66.46
7	27	2014	1	18	4684	13.59	64	34460	1435	3249	30.64	69.36
3	23	2014	1	16	4680	13.58	65	34460	1772	2908	37.86	62.14
8	8	2014	6	17	4669	13.55	66	34460	2835	1834	60.72	39.28
7	20	2014	1	14	4658	13.52	67	34460	1953	2705	41.93	58.07
8	15	2014	6	17	4658	13.52	68	34460	2932	1726	62.95	37.05
8	8	2014	6	14	4635	13.45	69	34460	2676	1959	57.73	42.27
6	29	2014	1	16	4634	13.45	70	34460	1544	3090	33.32	66.68
8	16	2014	7	12	4631	13.44	71	34460	2759	1872	59.58	40.42
9	28	2014	1	17	4628	13.43	72	34460	1742	2886	37.64	62.36
7	6	2014	1	18	4627	13.43	73	34460	1467	3160	31.71	68.29
6	8	2014	1	15	4618	13.40	74	34460	1483	3135	32.11	67.89
8	24	2014	1	12	4615	13.39	75	34460	2184	2431	47.32	52.68
6	22	2014	1	16	4601	13.35	76	34460	1531	3070	33.28	66.72
7	13	2014	1	14	4599	13.35	77	34460	1771	2828	38.51	61.49
7	3	2014	5	16	4598	13.34	78	34460	2641	1957	57.44	42.56
10	19	2014	1	17	4597	13.34	79	34460	1419	3178	30.87	69.13
9	1	2014	2	16	4593	13.33	80	34460	1430	3163	31.13	68.87
5	26	2014	2	14	4591	13.32	81	34460	1709	2882	37.23	62.77
5	11	2014	1	16	4588	13.31	82	34460	1564	3024	34.09	65.91
7	13	2014	1	16	4588	13.31	83	34460	1628	2960	35.48	64.52
7	3	2014	5	15	4582	13.30	84	34460	2581	2001	56.33	43.67
4	13	2014	1	17	4579	13.29	85	34460	1513	3066	33.04	66.96
7	13	2014	1	15	4577	13.28	86	34460	1730	2847	37.80	62.20
8	15	2014	6	13	4574	13.27	87	34460	2483	2091	54.29	45.71
8	3	2014	1	18	4571	13.26	88	34460	1432	3139	31.33	68.67
10	5	2014	1	17	4571	13.26	89	34460	1335	3236	29.21	70.79
11	30	2014	1	12	4571	13.26	90	34460	2600	1971	56.88	43.12
7	25	2014	6	14	4570	13.26	91	34460	2407	2163	52.67	47.33
7	25	2014	6	15	4564	13.24	92	34460	2500	2064	54.78	45.22
7	18	2014	6	13	4556	13.22	93	34460	2305	2251	50.59	49.41
9	14	2014	1	13	4555	13.22	94	34460	1678	2877	36.84	63.16
8	9	2014	7	13	4553	13.21	95	34460	2412	2141	52.98	47.02
4	13	2014	1	16	4552	13.21	96	34460	1620	2932	35.59	64.41
10	5	2014	1	15	4552	13.21	97	34460	1613	2939	35.43	64.57
8	24	2014	1	16	4549	13.20	98	34460	1658	2891	36.45	63.55
7	20	2014	1	17	4548	13.20	99	34460	1554	2994	34.17	65.83
9	1	2014	2	17	4544	13.19	100	34460	1305	3239	28.72	71.28
5	26	2014	2	13	4542	13.18	101	34460	1652	2890	36.37	63.63
8	8	2014	6	16	4540	13.17	102	34460	2656	1884	58.50	41.50
8	9	2014	7	11	4540	13.17	103	34460	2833	1707	62.40	37.60
7	27	2014	1	12	4539	13.17	104	34460	2340	2199	51.55	48.45
8	22	2014	6	15	4539	13.17	105	34460	2399	2140	52.85	47.15
11	30	2014	1	14	4537	13.17	106	34460	2517	2020	55.48	44.52
3	23	2014	1	17	4533	13.15	107	34460	1407	3126	31.04	68.96
5	11	2014	1	17	4521	13.12	108	34460	1514	3007	33.49	66.51
8	30	2014	7	12	4521	13.12	109	34460	2944	1577	65.12	34.88

MO	DY	YR	DAY OF WK	HR	HR VOL	PERCENT OF AADT	HOUR NUMBER	AADT	EAST VOLUME	WEST VOLUME	PERCENT EAST IS OF TOTAL VOLUME	PERCENT WEST IS OF TOTAL VOLUME
8	3	2014	1	12	4520	13.12	110	34460	2273	2247	50.29	49.71
7	20	2014	1	18	4516	13.11	111	34460	1432	3084	31.71	68.29
7	6	2014	1	17	4514	13.10	112	34460	1467	3047	32.50	67.50
6	29	2014	1	17	4511	13.09	113	34460	1536	2975	34.05	65.95
8	29	2014	6	13	4507	13.08	114	34460	3063	1444	67.96	32.04
7	18	2014	6	15	4504	13.07	115	34460	2396	2108	53.20	46.80
8	30	2014	7	11	4501	13.06	116	34460	3090	1411	68.65	31.35
11	26	2014	4	14	4496	13.05	117	34460	2498	1998	55.56	44.44
6	15	2014	1	16	4493	13.04	118	34460	1635	2858	36.39	63.61
6	8	2014	1	18	4489	13.03	119	34460	1151	3338	25.64	74.36
7	25	2014	6	16	4489	13.03	120	34460	2489	2000	55.45	44.55
8	24	2014	1	17	4489	13.03	121	34460	1567	2922	34.91	65.09
7	18	2014	6	16	4486	13.02	122	34460	2489	1997	55.48	44.52
6	8	2014	1	17	4483	13.01	123	34460	1318	3165	29.40	70.60
6	27	2014	6	15	4483	13.01	124	34460	2684	1799	59.87	40.13
9	28	2014	1	14	4481	13.00	125	34460	1831	2650	40.86	59.14
5	11	2014	1	18	4475	12.99	126	34460	1474	3001	32.94	67.06
8	10	2014	1	19	4463	12.95	127	34460	1353	3110	30.32	69.68
8	24	2014	1	14	4462	12.95	128	34460	1966	2496	44.06	55.94
8	22	2014	6	16	4456	12.93	129	34460	2439	2017	54.74	45.26
7	18	2014	6	14	4444	12.90	130	34460	2427	2017	54.61	45.39
5	24	2014	7	11	4442	12.89	131	34460	3309	1133	74.49	25.51
7	3	2014	5	14	4442	12.89	132	34460	2556	1886	57.54	42.46
8	30	2014	7	13	4439	12.88	133	34460	2651	1788	59.72	40.28
10	12	2014	1	18	4438	12.88	134	34460	1762	2676	39.70	60.30
7	13	2014	1	17	4437	12.88	135	34460	1521	2916	34.28	65.72
7	20	2014	1	13	4428	12.85	136	34460	1938	2490	43.77	56.23
8	16	2014	7	11	4425	12.84	137	34460	2891	1534	65.33	34.67
8	1	2014	6	16	4423	12.84	138	34460	2597	1826	58.72	41.28
10	19	2014	1	15	4422	12.83	139	34460	1727	2695	39.05	60.95
10	19	2014	1	18	4422	12.83	140	34460	1180	3242	26.68	73.32
10	26	2014	1	16	4415	12.81	141	34460	1617	2798	36.63	63.37
3	23	2014	1	15	4414	12.81	142	34460	1874	2540	42.46	57.54
8	24	2014	1	19	4414	12.81	143	34460	1170	3244	26.51	73.49
6	15	2014	1	18	4404	12.78	144	34460	1538	2866	34.92	65.08
6	15	2014	1	15	4400	12.77	145	34460	1644	2756	37.36	62.64
6	22	2014	1	17	4399	12.77	146	34460	1417	2982	32.21	67.79
6	22	2014	1	18	4394	12.75	147	34460	1287	3107	29.29	70.71
11	30	2014	1	17	4388	12.73	148	34460	1446	2942	32.95	67.05
7	3	2014	5	17	4386	12.73	149	34460	2620	1766	59.74	40.26
10	5	2014	1	18	4372	12.69	150	34460	1203	3169	27.52	72.48
7	13	2014	1	13	4369	12.68	151	34460	1814	2555	41.52	58.48
6	13	2014	6	17	4363	12.66	152	34460	2718	1645	62.30	37.70
6	13	2014	6	16	4362	12.66	153	34460	2528	1834	57.96	42.04
6	27	2014	6	16	4359	12.65	154	34460	2577	1782	59.12	40.88
9	1	2014	2	11	4358	12.65	155	34460	1856	2502	42.59	57.41
5	26	2014	2	12	4354	12.63	156	34460	1556	2798	35.74	64.26
7	6	2014	1	19	4353	12.63	157	34460	1357	2996	31.17	68.83

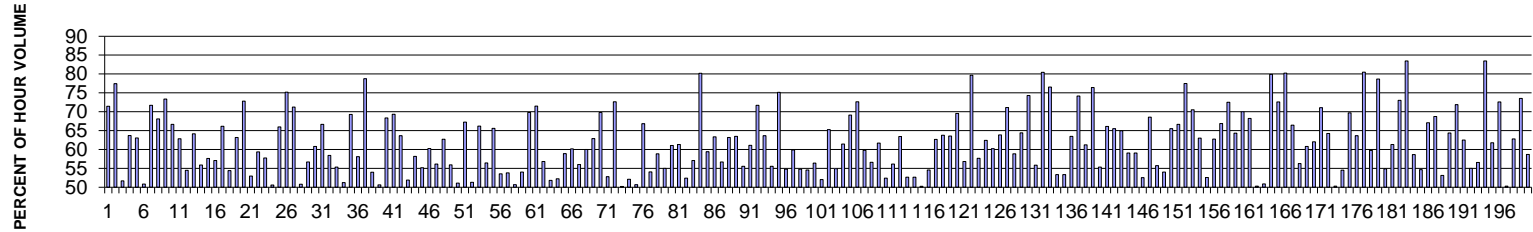
MO	DY	YR	DAY OF WK	HR	HR VOL	PERCENT OF AADT	HOUR NUMBER	AADT	EAST VOLUME	WEST VOLUME	PERCENT EAST IS OF TOTAL VOLUME	PERCENT WEST IS OF TOTAL VOLUME
8	9	2014	7	14	4352	12.63	158	34460	2193	2159	50.39	49.61
9	14	2014	1	16	4350	12.62	159	34460	1467	2883	33.72	66.28
6	29	2014	1	18	4349	12.62	160	34460	1298	3051	29.85	70.15
8	22	2014	6	14	4348	12.62	161	34460	2368	1980	54.46	45.54
5	26	2014	2	15	4347	12.61	162	34460	1505	2842	34.62	65.38
9	14	2014	1	14	4318	12.53	163	34460	1663	2655	38.51	61.49
9	14	2014	1	12	4316	12.52	164	34460	1965	2351	45.53	54.47
6	15	2014	1	17	4312	12.51	165	34460	1637	2675	37.96	62.04
5	23	2014	6	18	4292	12.46	166	34460	2897	1395	67.50	32.50
7	27	2014	1	19	4285	12.43	167	34460	1267	3018	29.57	70.43
9	28	2014	1	18	4282	12.43	168	34460	1508	2774	35.22	64.78
8	29	2014	6	17	4280	12.42	169	34460	2705	1575	63.20	36.80
6	27	2014	6	14	4278	12.41	170	34460	2713	1565	63.42	36.58
9	14	2014	1	15	4273	12.40	171	34460	1545	2728	36.16	63.84
9	14	2014	1	17	4273	12.40	172	34460	1489	2784	34.85	65.15
5	26	2014	2	16	4265	12.38	173	34460	1450	2815	34.00	66.00
10	26	2014	1	18	4260	12.36	174	34460	1366	2894	32.07	67.93
8	22	2014	6	17	4257	12.35	175	34460	2409	1848	56.59	43.41
8	23	2014	7	12	4257	12.35	176	34460	2773	1484	65.14	34.86
6	13	2014	6	15	4254	12.34	177	34460	2435	1819	57.24	42.76
8	31	2014	1	12	4254	12.34	178	34460	2362	1892	55.52	44.48
5	23	2014	6	13	4249	12.33	179	34460	2882	1367	67.83	32.17
7	26	2014	7	11	4247	12.32	180	34460	2678	1569	63.06	36.94
10	12	2014	1	19	4245	12.32	181	34460	1699	2546	40.02	59.98
5	18	2014	1	17	4243	12.31	182	34460	1393	2850	32.83	67.17
8	1	2014	6	13	4239	12.30	183	34460	2642	1597	62.33	37.67
4	13	2014	1	18	4238	12.30	184	34460	1434	2804	33.84	66.16
5	24	2014	7	12	4236	12.29	185	34460	2910	1326	68.70	31.30
6	22	2014	1	13	4231	12.28	186	34460	1855	2376	43.84	56.16
9	7	2014	1	16	4223	12.25	187	34460	1486	2737	35.19	64.81
8	29	2014	6	12	4222	12.25	188	34460	2950	1272	69.87	30.13
8	23	2014	7	13	4221	12.25	189	34460	2681	1540	63.52	36.48
3	30	2014	1	17	4220	12.25	190	34460	1439	2781	34.10	65.90
4	13	2014	1	15	4219	12.24	191	34460	1675	2544	39.70	60.30
6	15	2014	1	14	4219	12.24	192	34460	1661	2558	39.37	60.63
9	21	2014	1	14	4217	12.24	193	34460	1621	2596	38.44	61.56
5	18	2014	1	16	4208	12.21	194	34460	1465	2743	34.81	65.19
7	20	2014	1	12	4208	12.21	195	34460	2160	2048	51.33	48.67
9	14	2014	1	18	4204	12.20	196	34460	1493	2711	35.51	64.49
10	26	2014	1	15	4200	12.19	197	34460	1732	2468	41.24	58.76
8	1	2014	6	17	4193	12.17	198	34460	2549	1644	60.79	39.21
6	20	2014	6	16	4191	12.16	199	34460	2407	1784	57.43	42.57
7	25	2014	6	17	4185	12.14	200	34460	2430	1755	58.06	41.94

**SR 123 MP 3.88 OHANAPECOSH ADC SITE R040N
K FOR PEAK 200 HOURS OF 2014
Recreational Site**



AADT= 879 K 30 FACTOR= 27.87 K 100 FACTOR= 22.18 K 200 FACTOR= 17.63 D 100 FACTOR= 56.41

**SR 123 MP 3.88 OHANAPECOSH ADC SITE R040N
D % IN THE PEAK 200 HOURS OF 2014**



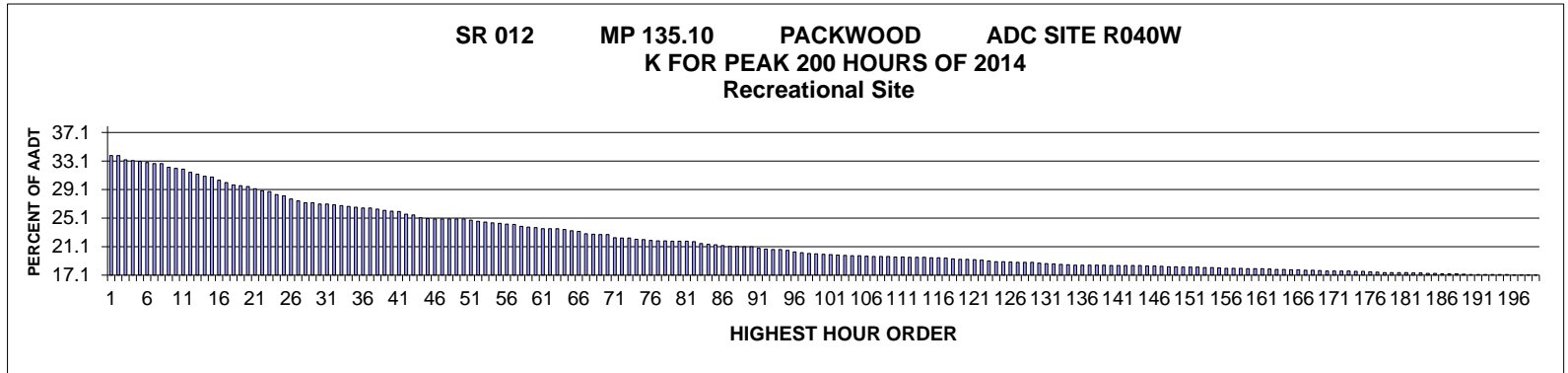
MO	DY	YR	DAY OF WK	HR	HR VOL	PERCENT OF AADT	HOUR NUMBER	AADT	NORTH VOLUME	SOUTH VOLUME	PERCENT NORTH IS OF TOTAL VOLUME	PERCENT SOUTH IS OF TOTAL VOLUME
7	12	2014	7	15	326	37.09	1	879	93	233	28.53	71.47
9	1	2014	2	12	306	34.81	2	879	237	69	77.45	22.55
8	10	2014	1	15	296	33.67	3	879	153	143	51.69	48.31
9	1	2014	2	15	292	33.22	4	879	186	106	63.70	36.30
7	27	2014	1	13	287	32.65	5	879	181	106	63.07	36.93
8	17	2014	1	14	285	32.42	6	879	145	140	50.88	49.12
8	10	2014	1	12	283	32.20	7	879	203	80	71.73	28.27
9	1	2014	2	14	282	32.08	8	879	192	90	68.09	31.91
7	27	2014	1	12	278	31.63	9	879	204	74	73.38	26.62
7	12	2014	7	16	273	31.06	10	879	91	182	33.33	66.67
8	17	2014	1	13	272	30.94	11	879	171	101	62.87	37.13
8	17	2014	1	17	266	30.26	12	879	121	145	45.49	54.51
7	20	2014	1	12	265	30.15	13	879	170	95	64.15	35.85

MO	DY	YR	DAY OF WK	HR	HR VOL	PERCENT OF AADT	HOUR NUMBER	AADT	NORTH VOLUME	SOUTH VOLUME	PERCENT NORTH IS OF TOTAL VOLUME	PERCENT SOUTH IS OF TOTAL VOLUME
8	10	2014	1	13	263	29.92	14	879	147	116	55.89	44.11
7	27	2014	1	16	262	29.81	15	879	111	151	42.37	57.63
7	27	2014	1	15	261	29.69	16	879	112	149	42.91	57.09
7	6	2014	1	13	260	29.58	17	879	172	88	66.15	33.85
8	17	2014	1	15	259	29.47	18	879	141	118	54.44	45.56
7	27	2014	1	14	258	29.35	19	879	163	95	63.18	36.82
8	3	2014	1	12	254	28.90	20	879	185	69	72.83	27.17
8	3	2014	1	15	253	28.78	21	879	119	134	47.04	52.96
7	19	2014	7	12	251	28.56	22	879	102	149	40.64	59.36
7	26	2014	7	14	251	28.56	23	879	106	145	42.23	57.77
8	30	2014	7	14	251	28.56	24	879	124	127	49.40	50.60
8	2	2014	7	14	250	28.44	25	879	85	165	34.00	66.00
8	24	2014	1	12	250	28.44	26	879	188	62	75.20	24.80
9	1	2014	2	13	247	28.10	27	879	176	71	71.26	28.74
8	31	2014	1	15	246	27.99	28	879	121	125	49.19	50.81
7	6	2014	1	15	245	27.87	29	879	139	106	56.73	43.27
8	10	2014	1	14	245	27.87	30	879	149	96	60.82	39.18
7	6	2014	1	14	243	27.65	31	879	162	81	66.67	33.33
7	26	2014	7	15	243	27.65	32	879	101	142	41.56	58.44
8	9	2014	7	14	242	27.53	33	879	108	134	44.63	55.37
8	10	2014	1	16	242	27.53	34	879	124	118	51.24	48.76
8	17	2014	1	12	241	27.42	35	879	167	74	69.29	30.71
8	31	2014	1	13	241	27.42	36	879	140	101	58.09	41.91
8	17	2014	1	11	240	27.30	37	879	189	51	78.75	21.25
7	5	2014	7	15	237	26.96	38	879	109	128	45.99	54.01
8	3	2014	1	16	237	26.96	39	879	120	117	50.63	49.37
8	9	2014	7	17	237	26.96	40	879	75	162	31.65	68.35
8	9	2014	7	16	235	26.73	41	879	72	163	30.64	69.36
7	12	2014	7	17	234	26.62	42	879	85	149	36.32	63.68
8	24	2014	1	16	233	26.51	43	879	112	121	48.07	51.93
7	13	2014	1	12	232	26.39	44	879	135	97	58.19	41.81
8	17	2014	1	16	232	26.39	45	879	104	128	44.83	55.17
7	5	2014	7	12	229	26.05	46	879	138	91	60.26	39.74
7	20	2014	1	13	228	25.94	47	879	128	100	56.14	43.86
8	9	2014	7	15	228	25.94	48	879	85	143	37.28	62.72
7	13	2014	1	15	227	25.82	49	879	100	127	44.05	55.95
8	2	2014	7	13	227	25.82	50	879	116	111	51.10	48.90
7	6	2014	1	12	226	25.71	51	879	152	74	67.26	32.74
8	31	2014	1	17	226	25.71	52	879	110	116	48.67	51.33
7	27	2014	1	17	225	25.60	53	879	76	149	33.78	66.22
8	31	2014	1	12	225	25.60	54	879	127	98	56.44	43.56
7	26	2014	7	12	224	25.48	55	879	147	77	65.63	34.38
8	31	2014	1	14	224	25.48	56	879	120	104	53.57	46.43
8	3	2014	1	14	223	25.37	57	879	120	103	53.81	46.19
8	31	2014	1	16	223	25.37	58	879	113	110	50.67	49.33
5	25	2014	1	14	222	25.26	59	879	120	102	54.05	45.95
8	16	2014	7	17	222	25.26	60	879	67	155	30.18	69.82
7	26	2014	7	16	221	25.14	61	879	63	158	28.51	71.49

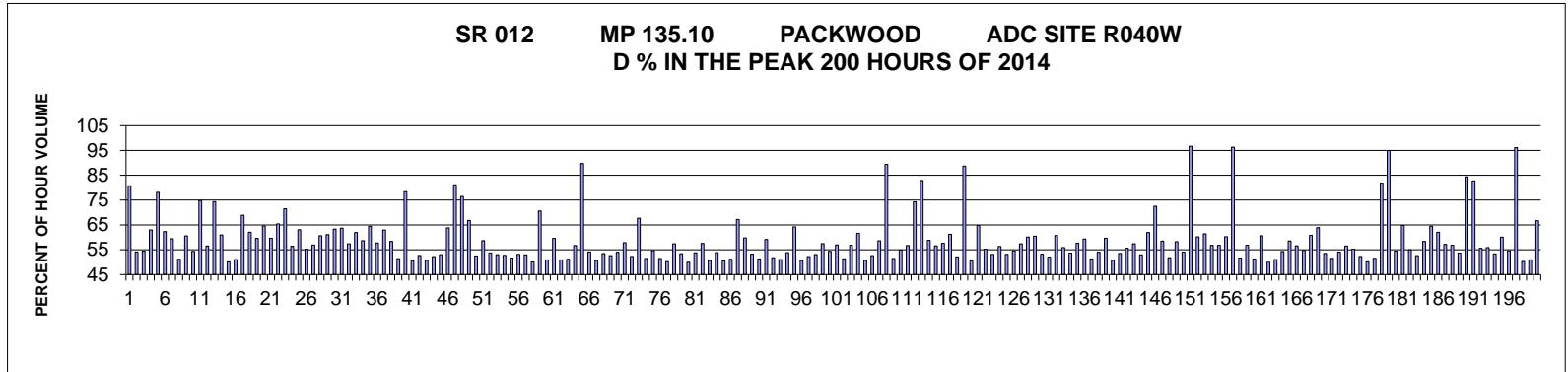
MO	DY	YR	DAY OF WK	HR	HR VOL	PERCENT OF AADT	HOUR NUMBER	AADT	NORTH VOLUME	SOUTH VOLUME	PERCENT NORTH IS OF TOTAL VOLUME	PERCENT SOUTH IS OF TOTAL VOLUME
8	3	2014	1	13	220	25.03	62	879	125	95	56.82	43.18
8	9	2014	7	13	220	25.03	63	879	114	106	51.82	48.18
8	13	2014	4	18	220	25.03	64	879	115	105	52.27	47.73
8	16	2014	7	14	219	24.91	65	879	90	129	41.10	58.90
7	5	2014	7	16	216	24.57	66	879	86	130	39.81	60.19
7	26	2014	7	13	216	24.57	67	879	95	121	43.98	56.02
8	30	2014	7	13	215	24.46	68	879	86	129	40.00	60.00
8	2	2014	7	16	213	24.23	69	879	79	134	37.09	62.91
8	16	2014	7	16	212	24.12	70	879	64	148	30.19	69.81
8	24	2014	1	15	212	24.12	71	879	112	100	52.83	47.17
9	1	2014	2	11	212	24.12	72	879	154	58	72.64	27.36
5	24	2014	7	15	211	24.00	73	879	106	105	50.24	49.76
7	6	2014	1	16	211	24.00	74	879	101	110	47.87	52.13
7	20	2014	1	16	211	24.00	75	879	104	107	49.29	50.71
8	24	2014	1	14	211	24.00	76	879	141	70	66.82	33.18
7	13	2014	1	14	209	23.78	77	879	113	96	54.07	45.93
7	20	2014	1	15	209	23.78	78	879	123	86	58.85	41.15
8	31	2014	1	18	209	23.78	79	879	115	94	55.02	44.98
8	30	2014	7	11	208	23.66	80	879	81	127	38.94	61.06
9	6	2014	7	17	207	23.55	81	879	80	127	38.65	61.35
7	13	2014	1	17	206	23.44	82	879	108	98	52.43	47.57
8	2	2014	7	15	205	23.32	83	879	88	117	42.93	57.07
8	10	2014	1	11	202	22.98	84	879	162	40	80.20	19.80
8	30	2014	7	15	202	22.98	85	879	82	120	40.59	59.41
9	6	2014	7	16	202	22.98	86	879	74	128	36.63	63.37
7	4	2014	6	15	201	22.87	87	879	87	114	43.28	56.72
7	26	2014	7	17	201	22.87	88	879	74	127	36.82	63.18
7	19	2014	7	16	200	22.75	89	879	73	127	36.50	63.50
5	24	2014	7	14	198	22.53	90	879	88	110	44.44	55.56
7	20	2014	1	14	198	22.53	91	879	121	77	61.11	38.89
7	25	2014	6	17	198	22.53	92	879	56	142	28.28	71.72
8	16	2014	7	12	198	22.53	93	879	126	72	63.64	36.36
9	7	2014	1	17	198	22.53	94	879	110	88	55.56	44.44
7	27	2014	1	11	197	22.41	95	879	148	49	75.13	24.87
8	3	2014	1	17	197	22.41	96	879	89	108	45.18	54.82
8	24	2014	1	13	197	22.41	97	879	118	79	59.90	40.10
9	1	2014	2	16	197	22.41	98	879	108	89	54.82	45.18
8	30	2014	7	16	196	22.30	99	879	89	107	45.41	54.59
8	31	2014	1	11	195	22.18	100	879	110	85	56.41	43.59
7	13	2014	1	13	194	22.07	101	879	101	93	52.06	47.94
7	12	2014	7	14	193	21.96	102	879	67	126	34.72	65.28
8	2	2014	7	12	193	21.96	103	879	106	87	54.92	45.08
8	23	2014	7	15	192	21.84	104	879	74	118	38.54	61.46
9	7	2014	1	16	191	21.73	105	879	132	59	69.11	30.89
7	12	2014	7	18	190	21.62	106	879	52	138	27.37	72.63
8	24	2014	1	17	189	21.50	107	879	76	113	40.21	59.79
9	1	2014	2	17	189	21.50	108	879	107	82	56.61	43.39
8	16	2014	7	15	188	21.39	109	879	72	116	38.30	61.70

MO	DY	YR	DAY OF WK	HR	HR VOL	PERCENT OF AADT	HOUR NUMBER	AADT	NORTH VOLUME	SOUTH VOLUME	PERCENT NORTH IS OF TOTAL VOLUME	PERCENT SOUTH IS OF TOTAL VOLUME
5	25	2014	1	13	187	21.27	110	879	98	89	52.41	47.59
7	4	2014	6	13	187	21.27	111	879	82	105	43.85	56.15
7	5	2014	7	18	186	21.16	112	879	68	118	36.56	63.44
7	18	2014	6	14	186	21.16	113	879	98	88	52.69	47.31
8	23	2014	7	13	186	21.16	114	879	98	88	52.69	47.31
5	25	2014	1	12	185	21.05	115	879	92	93	49.73	50.27
7	5	2014	7	13	185	21.05	116	879	101	84	54.59	45.41
7	12	2014	7	11	185	21.05	117	879	116	69	62.70	37.30
8	8	2014	6	16	185	21.05	118	879	67	118	36.22	63.78
7	4	2014	6	14	184	20.93	119	879	67	117	36.41	63.59
7	13	2014	1	11	184	20.93	120	879	128	56	69.57	30.43
7	12	2014	7	13	183	20.82	121	879	104	79	56.83	43.17
5	24	2014	7	11	182	20.71	122	879	37	145	20.33	79.67
9	6	2014	7	15	182	20.71	123	879	77	105	42.31	57.69
7	5	2014	7	17	181	20.59	124	879	68	113	37.57	62.43
8	16	2014	7	11	181	20.59	125	879	109	72	60.22	39.78
7	19	2014	7	17	180	20.48	126	879	65	115	36.11	63.89
7	27	2014	1	18	180	20.48	127	879	52	128	28.89	71.11
8	9	2014	7	12	180	20.48	128	879	106	74	58.89	41.11
9	7	2014	1	14	180	20.48	129	879	116	64	64.44	35.56
5	24	2014	7	12	179	20.36	130	879	46	133	25.70	74.30
7	6	2014	1	17	179	20.36	131	879	79	100	44.13	55.87
8	3	2014	1	11	179	20.36	132	879	144	35	80.45	19.55
9	14	2014	1	13	179	20.36	133	879	137	42	76.54	23.46
5	24	2014	7	16	178	20.25	134	879	95	83	53.37	46.63
5	25	2014	1	15	178	20.25	135	879	95	83	53.37	46.63
8	23	2014	7	17	178	20.25	136	879	65	113	36.52	63.48
8	29	2014	6	17	178	20.25	137	879	46	132	25.84	74.16
9	6	2014	7	14	178	20.25	138	879	69	109	38.76	61.24
9	14	2014	1	12	178	20.25	139	879	136	42	76.40	23.60
7	13	2014	1	16	177	20.14	140	879	98	79	55.37	44.63
8	9	2014	7	11	177	20.14	141	879	117	60	66.10	33.90
8	23	2014	7	16	177	20.14	142	879	61	116	34.46	65.54
8	30	2014	7	12	177	20.14	143	879	62	115	35.03	64.97
5	24	2014	7	17	176	20.02	144	879	104	72	59.09	40.91
8	23	2014	7	12	176	20.02	145	879	104	72	59.09	40.91
7	20	2014	1	17	175	19.91	146	879	83	92	47.43	52.57
9	7	2014	1	13	175	19.91	147	879	120	55	68.57	31.43
5	25	2014	1	16	174	19.80	148	879	97	77	55.75	44.25
7	12	2014	7	12	174	19.80	149	879	94	80	54.02	45.98
8	16	2014	7	18	174	19.80	150	879	60	114	34.48	65.52
8	29	2014	6	16	174	19.80	151	879	58	116	33.33	66.67
7	20	2014	1	11	173	19.68	152	879	134	39	77.46	22.54
7	25	2014	6	16	173	19.68	153	879	51	122	29.48	70.52
8	17	2014	1	18	173	19.68	154	879	64	109	36.99	63.01
8	23	2014	7	14	173	19.68	155	879	82	91	47.40	52.60
7	19	2014	7	15	172	19.57	156	879	64	108	37.21	62.79
7	26	2014	7	11	172	19.57	157	879	115	57	66.86	33.14

MO	DY	YR	DAY OF WK	HR	HR VOL	PERCENT OF AADT	HOUR NUMBER	AADT	NORTH VOLUME	SOUTH VOLUME	PERCENT NORTH IS OF TOTAL VOLUME	PERCENT SOUTH IS OF TOTAL VOLUME
7	26	2014	7	18	171	19.45	158	879	47	124	27.49	72.51
8	2	2014	7	18	171	19.45	159	879	61	110	35.67	64.33
8	2	2014	7	17	170	19.34	160	879	51	119	30.00	70.00
8	29	2014	6	15	170	19.34	161	879	54	116	31.76	68.24
7	19	2014	7	13	169	19.23	162	879	85	84	50.30	49.70
7	25	2014	6	12	169	19.23	163	879	86	83	50.89	49.11
8	29	2014	6	18	169	19.23	164	879	34	135	20.12	79.88
6	22	2014	1	12	168	19.11	165	879	122	46	72.62	27.38
5	26	2014	2	12	167	19.00	166	879	134	33	80.24	19.76
8	2	2014	7	11	167	19.00	167	879	111	56	66.47	33.53
9	1	2014	2	18	167	19.00	168	879	94	73	56.29	43.71
8	10	2014	1	17	166	18.89	169	879	65	101	39.16	60.84
8	10	2014	1	18	166	18.89	170	879	63	103	37.95	62.05
8	22	2014	6	16	166	18.89	171	879	48	118	28.92	71.08
5	24	2014	7	13	165	18.77	172	879	59	106	35.76	64.24
7	4	2014	6	11	165	18.77	173	879	83	82	50.30	49.70
8	15	2014	6	13	165	18.77	174	879	75	90	45.45	54.55
9	7	2014	1	12	165	18.77	175	879	115	50	69.70	30.30
9	13	2014	7	16	165	18.77	176	879	60	105	36.36	63.64
5	26	2014	2	13	164	18.66	177	879	132	32	80.49	19.51
6	22	2014	1	14	164	18.66	178	879	98	66	59.76	40.24
7	25	2014	6	18	164	18.66	179	879	35	129	21.34	78.66
8	29	2014	6	13	164	18.66	180	879	74	90	45.12	54.88
7	11	2014	6	16	163	18.54	181	879	63	100	38.65	61.35
8	8	2014	6	17	163	18.54	182	879	44	119	26.99	73.01
8	17	2014	1	10	163	18.54	183	879	136	27	83.44	16.56
7	31	2014	5	16	162	18.43	184	879	67	95	41.36	58.64
7	19	2014	7	11	161	18.32	185	879	88	73	54.66	45.34
8	9	2014	7	18	161	18.32	186	879	53	108	32.92	67.08
7	4	2014	6	16	160	18.20	187	879	50	110	31.25	68.75
7	5	2014	7	14	160	18.20	188	879	85	75	53.13	46.88
8	18	2014	2	16	160	18.20	189	879	57	103	35.63	64.38
8	24	2014	1	11	160	18.20	190	879	115	45	71.88	28.13
9	7	2014	1	15	160	18.20	191	879	100	60	62.50	37.50
9	14	2014	1	15	160	18.20	192	879	88	72	55.00	45.00
6	22	2014	1	13	159	18.09	193	879	90	69	56.60	43.40
7	6	2014	1	11	157	17.86	194	879	131	26	83.44	16.56
7	12	2014	7	19	157	17.86	195	879	60	97	38.22	61.78
8	22	2014	6	17	157	17.86	196	879	43	114	27.39	72.61
9	13	2014	7	12	157	17.86	197	879	79	78	50.32	49.68
8	16	2014	7	13	156	17.75	198	879	58	98	37.18	62.82
5	26	2014	2	14	155	17.63	199	879	114	41	73.55	26.45
7	25	2014	6	15	155	17.63	200	879	64	91	41.29	58.71



AADT= 1821 K 30 FACTOR= 27.24 K 100 FACTOR= 20.1 K 200 FACTOR= 17.13 D 100 FACTOR= 54.37



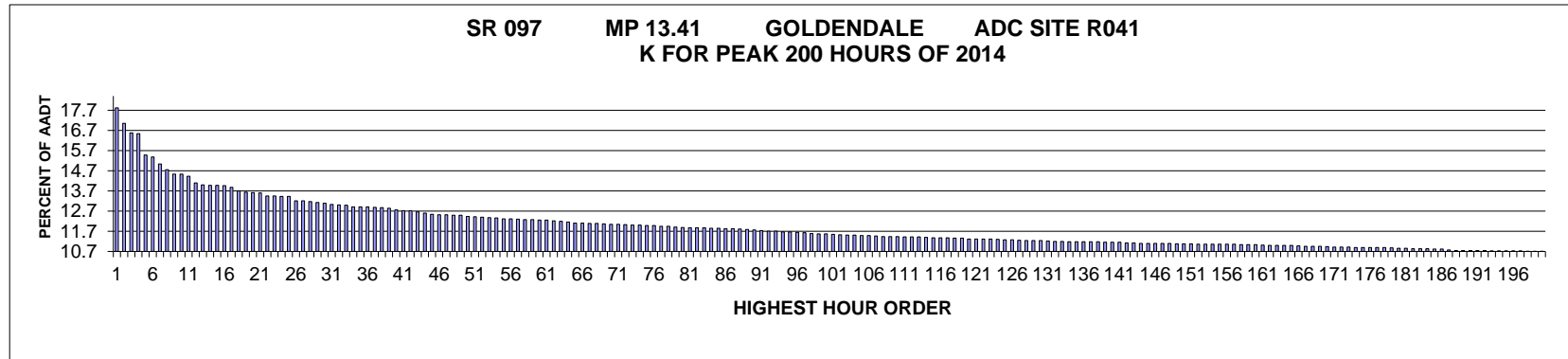
MO	DY	YR	DAY OF WK	HR	HR VOL	PERCENT OF AADT	HOUR NUMBER	AADT	EAST VOLUME	WEST VOLUME	PERCENT EAST IS OF TOTAL VOLUME	PERCENT WEST IS OF TOTAL VOLUME
5	24	2014	7	11	644	35.37	1	1821	124	520	19.25	80.75
8	31	2014	1	15	617	33.88	2	1821	334	283	54.13	45.87
9	1	2014	2	13	617	33.88	3	1821	336	281	54.46	45.54
5	24	2014	7	15	606	33.28	4	1821	382	224	63.04	36.96
5	24	2014	7	12	604	33.17	5	1821	132	472	21.85	78.15
8	30	2014	7	13	602	33.06	6	1821	227	375	37.71	62.29
9	1	2014	2	14	599	32.89	7	1821	356	243	59.43	40.57
5	24	2014	7	14	596	32.73	8	1821	305	291	51.17	48.83
8	30	2014	7	15	596	32.73	9	1821	361	235	60.57	39.43
8	31	2014	1	14	587	32.24	10	1821	268	319	45.66	54.34
8	30	2014	7	11	584	32.07	11	1821	147	437	25.17	74.83
9	1	2014	2	15	582	31.96	12	1821	329	253	56.53	43.47
8	30	2014	7	12	574	31.52	13	1821	147	427	25.61	74.39

MO	DY	YR	DAY OF WK	HR	HR VOL	PERCENT OF AADT	HOUR NUMBER	AADT	EAST VOLUME	WEST VOLUME	PERCENT EAST IS OF TOTAL VOLUME	PERCENT WEST IS OF TOTAL VOLUME
8	31	2014	1	13	569	31.25	14	1821	222	347	39.02	60.98
8	30	2014	7	14	564	30.97	15	1821	281	283	49.82	50.18
5	25	2014	1	14	562	30.86	16	1821	275	287	48.93	51.07
5	24	2014	7	16	554	30.42	17	1821	382	172	68.95	31.05
5	24	2014	7	13	548	30.09	18	1821	208	340	37.96	62.04
5	25	2014	1	15	542	29.76	19	1821	323	219	59.59	40.41
8	30	2014	7	16	540	29.65	20	1821	349	191	64.63	35.37
8	31	2014	1	16	538	29.54	21	1821	321	217	59.67	40.33
8	30	2014	7	17	532	29.21	22	1821	348	184	65.41	34.59
5	24	2014	7	17	527	28.94	23	1821	377	150	71.54	28.46
8	31	2014	1	17	525	28.83	24	1821	296	229	56.38	43.62
5	25	2014	1	13	517	28.39	25	1821	191	326	36.94	63.06
7	6	2014	1	15	514	28.23	26	1821	284	230	55.25	44.75
9	1	2014	2	12	506	27.79	27	1821	288	218	56.92	43.08
5	26	2014	2	13	501	27.51	28	1821	304	197	60.68	39.32
7	6	2014	1	14	496	27.24	29	1821	303	193	61.09	38.91
8	31	2014	1	12	496	27.24	30	1821	182	314	36.69	63.31
5	26	2014	2	14	493	27.07	31	1821	314	179	63.69	36.31
7	6	2014	1	16	493	27.07	32	1821	283	210	57.40	42.60
7	6	2014	1	13	491	26.96	33	1821	304	187	61.91	38.09
5	25	2014	1	16	489	26.85	34	1821	287	202	58.69	41.31
5	25	2014	1	12	487	26.74	35	1821	173	314	35.52	64.48
5	26	2014	2	12	485	26.63	36	1821	280	205	57.73	42.27
8	31	2014	1	18	483	26.52	37	1821	304	179	62.94	37.06
9	1	2014	2	16	483	26.52	38	1821	282	201	58.39	41.61
8	17	2014	1	15	480	26.36	39	1821	233	247	48.54	51.46
8	30	2014	7	10	477	26.19	40	1821	103	374	21.59	78.41
8	17	2014	1	16	475	26.08	41	1821	240	235	50.53	49.47
8	10	2014	1	14	474	26.03	42	1821	250	224	52.74	47.26
8	10	2014	1	15	467	25.65	43	1821	230	237	49.25	50.75
8	10	2014	1	16	465	25.54	44	1821	243	222	52.26	47.74
7	27	2014	1	15	458	25.15	45	1821	243	215	53.06	46.94
8	31	2014	1	11	456	25.04	46	1821	165	291	36.18	63.82
5	24	2014	7	10	455	24.99	47	1821	86	369	18.90	81.10
5	24	2014	7	18	455	24.99	48	1821	348	107	76.48	23.52
5	25	2014	1	17	455	24.99	49	1821	304	151	66.81	33.19
7	27	2014	1	13	455	24.99	50	1821	239	216	52.53	47.47
9	1	2014	2	17	455	24.99	51	1821	267	188	58.68	41.32
7	27	2014	1	14	452	24.82	52	1821	243	209	53.76	46.24
5	26	2014	2	15	449	24.66	53	1821	238	211	53.01	46.99
8	17	2014	1	14	447	24.55	54	1821	236	211	52.80	47.20
8	3	2014	1	16	445	24.44	55	1821	215	230	48.31	51.69
8	29	2014	6	17	444	24.38	56	1821	208	236	46.85	53.15
7	6	2014	1	12	442	24.27	57	1821	234	208	52.94	47.06
7	20	2014	1	13	441	24.22	58	1821	220	221	49.89	50.11
8	30	2014	7	18	436	23.94	59	1821	308	128	70.64	29.36
7	6	2014	1	17	434	23.83	60	1821	221	213	50.92	49.08
5	26	2014	2	11	433	23.78	61	1821	258	175	59.58	40.42

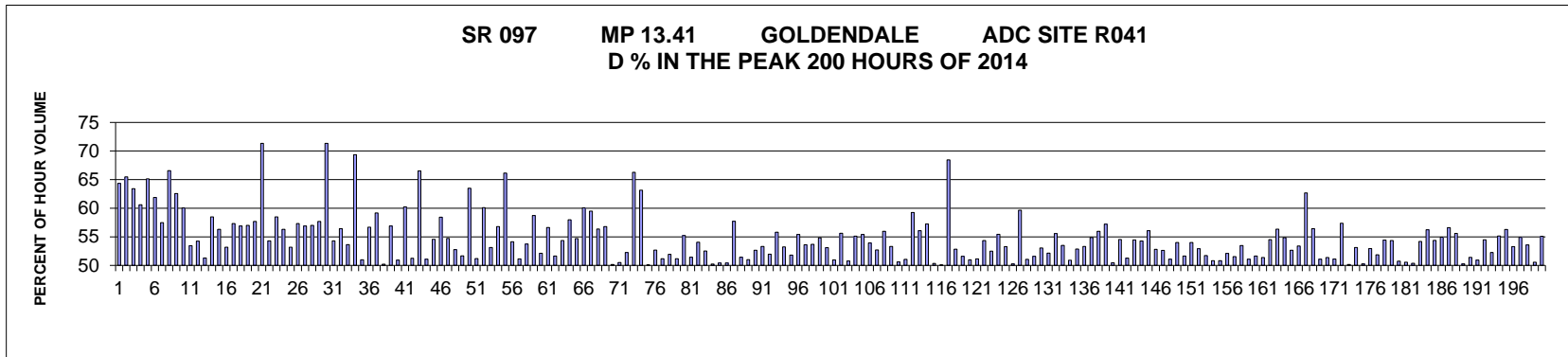
MO	DY	YR	DAY OF WK	HR	HR VOL	PERCENT OF AADT	HOUR NUMBER	AADT	EAST VOLUME	WEST VOLUME	PERCENT EAST IS OF TOTAL VOLUME	PERCENT WEST IS OF TOTAL VOLUME
8	10	2014	1	12	430	23.61	62	1821	219	211	50.93	49.07
8	17	2014	1	13	430	23.61	63	1821	220	210	51.16	48.84
8	24	2014	1	16	430	23.61	64	1821	186	244	43.26	56.74
2	16	2014	1	17	428	23.50	65	1821	44	384	10.28	89.72
8	29	2014	6	16	425	23.34	66	1821	195	230	45.88	54.12
7	20	2014	1	12	423	23.23	67	1821	214	209	50.59	49.41
8	3	2014	1	15	417	22.90	68	1821	194	223	46.52	53.48
8	10	2014	1	13	416	22.84	69	1821	219	197	52.64	47.36
7	13	2014	1	13	415	22.79	70	1821	191	224	46.02	53.98
9	1	2014	2	11	415	22.79	71	1821	240	175	57.83	42.17
7	27	2014	1	16	407	22.35	72	1821	194	213	47.67	52.33
5	25	2014	1	18	406	22.30	73	1821	275	131	67.73	32.27
8	17	2014	1	17	406	22.30	74	1821	197	209	48.52	51.48
8	3	2014	1	14	403	22.13	75	1821	220	183	54.59	45.41
8	29	2014	6	15	402	22.08	76	1821	195	207	48.51	51.49
7	13	2014	1	14	400	21.97	77	1821	201	199	50.25	49.75
7	27	2014	1	17	399	21.91	78	1821	170	229	42.61	57.39
8	24	2014	1	14	399	21.91	79	1821	213	186	53.38	46.62
8	3	2014	1	13	398	21.86	80	1821	199	199	50.00	50.00
8	24	2014	1	15	398	21.86	81	1821	214	184	53.77	46.23
8	29	2014	6	18	398	21.86	82	1821	169	229	42.46	57.54
7	20	2014	1	15	397	21.80	83	1821	196	201	49.37	50.63
7	13	2014	1	15	392	21.53	84	1821	181	211	46.17	53.83
8	29	2014	6	14	390	21.42	85	1821	193	197	49.49	50.51
7	20	2014	1	14	389	21.36	86	1821	199	190	51.16	48.84
5	25	2014	1	11	387	21.25	87	1821	127	260	32.82	67.18
7	12	2014	7	16	385	21.14	88	1821	155	230	40.26	59.74
8	16	2014	7	12	385	21.14	89	1821	205	180	53.25	46.75
8	3	2014	1	17	384	21.09	90	1821	187	197	48.70	51.30
8	29	2014	6	19	384	21.09	91	1821	157	227	40.89	59.11
8	24	2014	1	17	380	20.87	92	1821	197	183	51.84	48.16
7	20	2014	1	16	378	20.76	93	1821	193	185	51.06	48.94
8	3	2014	1	12	377	20.70	94	1821	174	203	46.15	53.85
8	31	2014	1	19	377	20.70	95	1821	242	135	64.19	35.81
8	17	2014	1	12	375	20.59	96	1821	190	185	50.67	49.33
7	27	2014	1	11	371	20.37	97	1821	177	194	47.71	52.29
7	27	2014	1	18	369	20.26	98	1821	173	196	46.88	53.12
7	25	2014	6	15	367	20.15	99	1821	156	211	42.51	57.49
7	6	2014	1	18	366	20.10	100	1821	199	167	54.37	45.63
7	25	2014	6	16	365	20.04	101	1821	157	208	43.01	56.99
8	24	2014	1	13	364	19.99	102	1821	177	187	48.63	51.37
7	19	2014	7	12	363	19.93	103	1821	157	206	43.25	56.75
7	18	2014	6	14	362	19.88	104	1821	139	223	38.40	61.60
5	26	2014	2	16	361	19.82	105	1821	178	183	49.31	50.69
9	7	2014	1	16	361	19.82	106	1821	190	171	52.63	47.37
8	8	2014	6	16	360	19.77	107	1821	149	211	41.39	58.61
2	22	2014	7	17	359	19.71	108	1821	38	321	10.58	89.42
8	10	2014	1	17	359	19.71	109	1821	185	174	51.53	48.47

MO	DY	YR	DAY OF WK	HR	HR VOL	PERCENT OF AADT	HOUR NUMBER	AADT	EAST VOLUME	WEST VOLUME	PERCENT EAST IS OF TOTAL VOLUME	PERCENT WEST IS OF TOTAL VOLUME
8	17	2014	1	18	359	19.71	110	1821	162	197	45.13	54.87
7	18	2014	6	16	358	19.66	111	1821	155	203	43.30	56.70
8	30	2014	7	19	358	19.66	112	1821	266	92	74.30	25.70
2	15	2014	7	17	357	19.60	113	1821	61	296	17.09	82.91
7	27	2014	1	12	357	19.60	114	1821	210	147	58.82	41.18
8	17	2014	1	11	357	19.60	115	1821	202	155	56.58	43.42
7	13	2014	1	12	356	19.55	116	1821	151	205	42.42	57.58
7	25	2014	6	14	356	19.55	117	1821	138	218	38.76	61.24
7	20	2014	1	17	355	19.49	118	1821	170	185	47.89	52.11
1	18	2014	7	17	353	19.38	119	1821	40	313	11.33	88.67
2	17	2014	2	13	352	19.33	120	1821	174	178	49.43	50.57
2	17	2014	2	15	352	19.33	121	1821	124	228	35.23	64.77
7	13	2014	1	16	351	19.28	122	1821	194	157	55.27	44.73
8	24	2014	1	12	350	19.22	123	1821	164	186	46.86	53.14
6	22	2014	1	16	348	19.11	124	1821	152	196	43.68	56.32
7	26	2014	7	15	346	19.00	125	1821	162	184	46.82	53.18
9	1	2014	2	18	346	19.00	126	1821	189	157	54.62	45.38
7	26	2014	7	14	345	18.95	127	1821	147	198	42.61	57.39
8	1	2014	6	16	344	18.89	128	1821	137	207	39.83	60.17
8	3	2014	1	11	344	18.89	129	1821	208	136	60.47	39.53
8	10	2014	1	11	344	18.89	130	1821	183	161	53.20	46.80
7	18	2014	6	15	342	18.78	131	1821	164	178	47.95	52.05
7	19	2014	7	15	341	18.73	132	1821	134	207	39.30	60.70
8	8	2014	6	14	340	18.67	133	1821	150	190	44.12	55.88
8	2	2014	7	14	339	18.62	134	1821	157	182	46.31	53.69
7	18	2014	6	17	338	18.56	135	1821	143	195	42.31	57.69
6	29	2014	1	16	337	18.51	136	1821	137	200	40.65	59.35
8	3	2014	1	18	337	18.51	137	1821	164	173	48.66	51.34
8	9	2014	7	14	337	18.51	138	1821	155	182	45.99	54.01
8	29	2014	6	13	337	18.51	139	1821	136	201	40.36	59.64
9	7	2014	1	17	337	18.51	140	1821	171	166	50.74	49.26
5	23	2014	6	16	336	18.45	141	1821	156	180	46.43	53.57
7	26	2014	7	13	336	18.45	142	1821	149	187	44.35	55.65
8	9	2014	7	17	336	18.45	143	1821	143	193	42.56	57.44
8	10	2014	1	18	336	18.45	144	1821	178	158	52.98	47.02
8	29	2014	6	12	336	18.45	145	1821	128	208	38.10	61.90
5	24	2014	7	19	335	18.40	146	1821	243	92	72.54	27.46
7	25	2014	6	17	335	18.40	147	1821	139	196	41.49	58.51
6	29	2014	1	14	334	18.34	148	1821	173	161	51.80	48.20
7	6	2014	1	19	333	18.29	149	1821	194	139	58.26	41.74
8	15	2014	6	17	333	18.29	150	1821	153	180	45.95	54.05
2	22	2014	7	9	332	18.23	151	1821	321	11	96.69	3.31
8	8	2014	6	17	332	18.23	152	1821	132	200	39.76	60.24
8	22	2014	6	17	332	18.23	153	1821	128	204	38.55	61.45
5	23	2014	6	18	331	18.18	154	1821	143	188	43.20	56.80
8	2	2014	7	16	331	18.18	155	1821	143	188	43.20	56.80
9	14	2014	1	15	330	18.12	156	1821	131	199	39.70	60.30
2	16	2014	1	9	329	18.07	157	1821	317	12	96.35	3.65

MO	DY	YR	DAY OF WK	HR	HR VOL	PERCENT OF AADT	HOUR NUMBER	AADT	EAST VOLUME	WEST VOLUME	PERCENT EAST IS OF TOTAL VOLUME	PERCENT WEST IS OF TOTAL VOLUME
7	4	2014	6	12	329	18.07	158	1821	159	170	48.33	51.67
8	2	2014	7	13	329	18.07	159	1821	142	187	43.16	56.84
8	9	2014	7	12	328	18.01	160	1821	160	168	48.78	51.22
8	16	2014	7	17	328	18.01	161	1821	129	199	39.33	60.67
8	23	2014	7	13	328	18.01	162	1821	164	164	50.00	50.00
7	13	2014	1	17	327	17.96	163	1821	167	160	51.07	48.93
5	23	2014	6	19	326	17.90	164	1821	149	177	45.71	54.29
9	7	2014	1	15	326	17.90	165	1821	191	135	58.59	41.41
8	1	2014	6	14	325	17.85	166	1821	141	184	43.38	56.62
8	29	2014	6	20	325	17.85	167	1821	147	178	45.23	54.77
8	1	2014	6	17	324	17.79	168	1821	127	197	39.20	60.80
8	29	2014	6	11	324	17.79	169	1821	117	207	36.11	63.89
7	26	2014	7	17	323	17.74	170	1821	150	173	46.44	53.56
6	22	2014	1	15	322	17.68	171	1821	156	166	48.45	51.55
6	29	2014	1	15	322	17.68	172	1821	148	174	45.96	54.04
7	5	2014	7	17	322	17.68	173	1821	140	182	43.48	56.52
9	14	2014	1	16	322	17.68	174	1821	144	178	44.72	55.28
5	23	2014	6	15	321	17.63	175	1821	153	168	47.66	52.34
8	2	2014	7	11	321	17.63	176	1821	160	161	49.84	50.16
8	2	2014	7	12	320	17.57	177	1821	155	165	48.44	51.56
2	23	2014	1	17	319	17.52	178	1821	58	261	18.18	81.82
2	23	2014	1	9	318	17.46	179	1821	302	16	94.97	5.03
8	8	2014	6	13	318	17.46	180	1821	145	173	45.60	54.40
8	9	2014	7	16	318	17.46	181	1821	112	206	35.22	64.78
8	15	2014	6	16	318	17.46	182	1821	143	175	44.97	55.03
7	26	2014	7	12	317	17.41	183	1821	150	167	47.32	52.68
9	14	2014	1	14	317	17.41	184	1821	132	185	41.64	58.36
8	1	2014	6	15	316	17.35	185	1821	112	204	35.44	64.56
9	14	2014	1	17	316	17.35	186	1821	120	196	37.97	62.03
7	3	2014	5	17	315	17.30	187	1821	135	180	42.86	57.14
7	31	2014	5	16	315	17.30	188	1821	136	179	43.17	56.83
8	15	2014	6	15	315	17.30	189	1821	146	169	46.35	53.65
2	16	2014	1	16	314	17.24	190	1821	49	265	15.61	84.39
3	1	2014	7	17	313	17.19	191	1821	54	259	17.25	82.75
5	23	2014	6	17	313	17.19	192	1821	139	174	44.41	55.59
6	22	2014	1	17	313	17.19	193	1821	138	175	44.09	55.91
7	18	2014	6	12	313	17.19	194	1821	146	167	46.65	53.35
7	20	2014	1	11	313	17.19	195	1821	188	125	60.06	39.94
8	2	2014	7	15	313	17.19	196	1821	142	171	45.37	54.63
2	15	2014	7	9	312	17.13	197	1821	300	12	96.15	3.85
6	22	2014	1	14	312	17.13	198	1821	155	157	49.68	50.32
7	5	2014	7	16	312	17.13	199	1821	153	159	49.04	50.96
7	12	2014	7	15	312	17.13	200	1821	104	208	33.33	66.67



AADT= 4928 K 30 FACTOR= 13.09 K 100 FACTOR= 11.57 K 200 FACTOR= 10.71 D 30 FACTOR= 71.34



MO	DY	YR	DAY OF WK	HR	HR VOL	PERCENT OF AADT	HOUR NUMBER	AADT	NORTH VOLUME	SOUTH VOLUME	PERCENT NORTH IS OF TOTAL VOLUME	PERCENT SOUTH IS OF TOTAL VOLUME
5	26	2014	2	15	878	17.82	1	4928	313	565	35.65	64.35
5	26	2014	2	13	840	17.05	2	4928	290	550	34.52	65.48
5	26	2014	2	14	817	16.58	3	4928	299	518	36.60	63.40
5	26	2014	2	16	815	16.54	4	4928	321	494	39.39	60.61
9	1	2014	2	13	763	15.48	5	4928	266	497	34.86	65.14
9	1	2014	2	14	758	15.38	6	4928	289	469	38.13	61.87
9	1	2014	2	15	741	15.04	7	4928	315	426	42.51	57.49
5	26	2014	2	12	727	14.75	8	4928	243	484	33.43	66.57
6	29	2014	1	13	716	14.53	9	4928	268	448	37.43	62.57
6	29	2014	1	14	716	14.53	10	4928	286	430	39.94	60.06
6	29	2014	1	16	711	14.43	11	4928	331	380	46.55	53.45
8	17	2014	1	14	695	14.10	12	4928	318	377	45.76	54.24
7	6	2014	1	15	690	14.00	13	4928	354	336	51.30	48.70

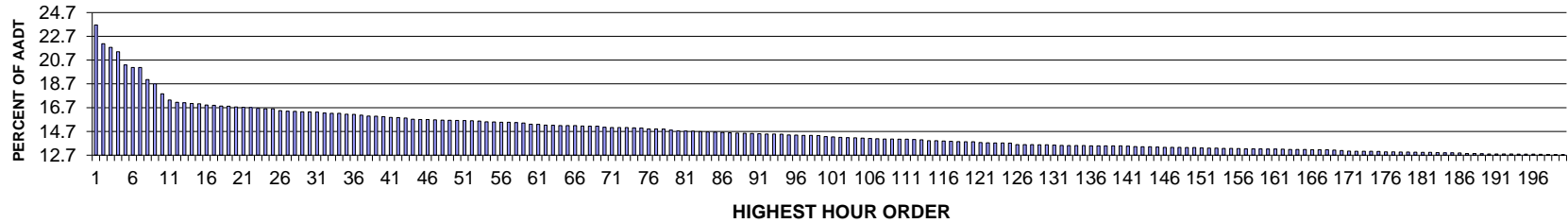
MO	DY	YR	DAY OF WK	HR	HR VOL	PERCENT OF AADT	HOUR NUMBER	AADT	NORTH VOLUME	SOUTH VOLUME	PERCENT NORTH IS OF TOTAL VOLUME	PERCENT SOUTH IS OF TOTAL VOLUME
8	17	2014	1	13	689	13.98	14	4928	286	403	41.51	58.49
8	24	2014	1	14	689	13.98	15	4928	301	388	43.69	56.31
8	8	2014	6	14	688	13.96	16	4928	366	322	53.20	46.80
6	29	2014	1	17	684	13.88	17	4928	292	392	42.69	57.31
8	29	2014	6	15	675	13.70	18	4928	384	291	56.89	43.11
6	29	2014	1	15	672	13.64	19	4928	289	383	43.01	56.99
8	29	2014	6	14	671	13.62	20	4928	387	284	57.68	42.32
7	17	2014	5	16	670	13.60	21	4928	192	478	28.66	71.34
8	15	2014	6	15	663	13.45	22	4928	360	303	54.30	45.70
8	15	2014	6	16	663	13.45	23	4928	374	289	56.41	43.59
8	24	2014	1	13	662	13.43	24	4928	307	355	46.37	53.63
9	1	2014	2	12	662	13.43	25	4928	203	459	30.66	69.34
5	26	2014	2	17	651	13.21	26	4928	319	332	49.00	51.00
8	15	2014	6	14	651	13.21	27	4928	369	282	56.68	43.32
11	30	2014	1	14	649	13.17	28	4928	384	265	59.17	40.83
9	1	2014	2	16	647	13.13	29	4928	322	325	49.77	50.23
8	29	2014	6	16	645	13.09	30	4928	367	278	56.90	43.10
5	23	2014	6	17	642	13.03	31	4928	315	327	49.07	50.93
9	1	2014	2	17	641	13.01	32	4928	386	255	60.22	39.78
11	26	2014	4	15	640	12.99	33	4928	328	312	51.25	48.75
6	26	2014	5	16	636	12.91	34	4928	423	213	66.51	33.49
8	17	2014	1	15	636	12.91	35	4928	311	325	48.90	51.10
8	29	2014	6	17	636	12.91	36	4928	347	289	54.56	45.44
8	29	2014	6	13	635	12.89	37	4928	371	264	58.43	41.57
8	10	2014	1	13	634	12.87	38	4928	287	347	45.27	54.73
11	26	2014	4	16	633	12.84	39	4928	299	334	47.24	52.76
8	16	2014	7	13	629	12.76	40	4928	304	325	48.33	51.67
8	9	2014	7	12	627	12.72	41	4928	229	398	36.52	63.48
8	24	2014	1	15	627	12.72	42	4928	306	321	48.80	51.20
6	26	2014	5	15	624	12.66	43	4928	375	249	60.10	39.90
8	29	2014	6	18	621	12.60	44	4928	330	291	53.14	46.86
8	16	2014	7	12	618	12.54	45	4928	267	351	43.20	56.80
6	29	2014	1	12	617	12.52	46	4928	209	408	33.87	66.13
8	8	2014	6	17	617	12.52	47	4928	334	283	54.13	45.87
8	10	2014	1	14	616	12.50	48	4928	315	301	51.14	48.86
8	17	2014	1	16	616	12.50	49	4928	331	285	53.73	46.27
9	26	2014	6	17	613	12.44	50	4928	360	253	58.73	41.27
8	10	2014	1	16	612	12.42	51	4928	319	293	52.12	47.88
11	30	2014	1	16	611	12.40	52	4928	346	265	56.63	43.37
6	27	2014	6	13	610	12.38	53	4928	295	315	48.36	51.64
7	6	2014	1	16	609	12.36	54	4928	331	278	54.35	45.65
8	17	2014	1	17	607	12.32	55	4928	352	255	57.99	42.01
11	30	2014	1	15	607	12.32	56	4928	332	275	54.70	45.30
8	24	2014	1	12	606	12.30	57	4928	242	364	39.93	60.07
8	9	2014	7	13	605	12.28	58	4928	245	360	40.50	59.50
8	30	2014	7	14	605	12.28	59	4928	341	264	56.36	43.64
8	8	2014	6	15	604	12.26	60	4928	343	261	56.79	43.21
8	24	2014	1	16	604	12.26	61	4928	301	303	49.83	50.17

MO	DY	YR	DAY OF WK	HR	HR VOL	PERCENT OF AADT	HOUR NUMBER	AADT	NORTH VOLUME	SOUTH VOLUME	PERCENT NORTH IS OF TOTAL VOLUME	PERCENT SOUTH IS OF TOTAL VOLUME
8	10	2014	1	15	602	12.22	62	4928	304	298	50.50	49.50
8	3	2014	1	14	601	12.20	63	4928	287	314	47.75	52.25
5	22	2014	5	16	599	12.16	64	4928	397	202	66.28	33.72
8	10	2014	1	12	597	12.11	65	4928	220	377	36.85	63.15
8	22	2014	6	14	597	12.11	66	4928	299	298	50.08	49.92
5	23	2014	6	16	596	12.09	67	4928	314	282	52.68	47.32
8	22	2014	6	15	596	12.09	68	4928	291	305	48.83	51.17
8	3	2014	1	13	595	12.07	69	4928	309	286	51.93	48.07
8	16	2014	7	14	594	12.05	70	4928	304	290	51.18	48.82
8	17	2014	1	12	594	12.05	71	4928	266	328	44.78	55.22
8	8	2014	6	16	593	12.03	72	4928	305	288	51.43	48.57
5	23	2014	6	14	592	12.01	73	4928	320	272	54.05	45.95
8	8	2014	6	13	592	12.01	74	4928	311	281	52.53	47.47
7	3	2014	5	14	591	11.99	75	4928	294	297	49.75	50.25
8	15	2014	6	13	591	11.99	76	4928	298	293	50.42	49.58
6	27	2014	6	16	589	11.95	77	4928	297	292	50.42	49.58
8	17	2014	1	18	589	11.95	78	4928	340	249	57.72	42.28
6	27	2014	6	15	587	11.91	79	4928	302	285	51.45	48.55
6	20	2014	6	15	586	11.89	80	4928	299	287	51.02	48.98
7	3	2014	5	17	585	11.87	81	4928	277	308	47.35	52.65
8	24	2014	1	17	585	11.87	82	4928	312	273	53.33	46.67
9	14	2014	1	13	585	11.87	83	4928	281	304	48.03	51.97
7	6	2014	1	17	584	11.85	84	4928	326	258	55.82	44.18
9	19	2014	6	15	584	11.85	85	4928	311	273	53.25	46.75
7	6	2014	1	14	583	11.83	86	4928	302	281	51.80	48.20
8	3	2014	1	15	583	11.83	87	4928	323	260	55.40	44.60
11	26	2014	4	17	582	11.81	88	4928	270	312	46.39	53.61
7	27	2014	1	14	581	11.79	89	4928	312	269	53.70	46.30
11	26	2014	4	14	580	11.77	90	4928	262	318	45.17	54.83
5	23	2014	6	15	578	11.73	91	4928	271	307	46.89	53.11
5	23	2014	6	18	577	11.71	92	4928	294	283	50.95	49.05
11	30	2014	1	13	577	11.71	93	4928	321	256	55.63	44.37
7	3	2014	5	16	575	11.67	94	4928	283	292	49.22	50.78
8	8	2014	6	18	575	11.67	95	4928	317	258	55.13	44.87
9	19	2014	6	16	574	11.65	96	4928	318	256	55.40	44.60
10	10	2014	6	16	573	11.63	97	4928	309	264	53.93	46.07
11	26	2014	4	13	571	11.59	98	4928	270	301	47.29	52.71
7	18	2014	6	16	570	11.57	99	4928	251	319	44.04	55.96
8	1	2014	6	17	570	11.57	100	4928	266	304	46.67	53.33
7	27	2014	1	15	569	11.55	101	4928	288	281	50.62	49.38
8	30	2014	7	12	568	11.53	102	4928	290	278	51.06	48.94
6	26	2014	5	17	567	11.51	103	4928	336	231	59.26	40.74
10	10	2014	6	18	567	11.51	104	4928	249	318	43.92	56.08
6	22	2014	1	17	566	11.49	105	4928	324	242	57.24	42.76
8	15	2014	6	17	566	11.49	106	4928	285	281	50.35	49.65
6	15	2014	1	15	565	11.47	107	4928	282	283	49.91	50.09
5	22	2014	5	17	564	11.44	108	4928	386	178	68.44	31.56
6	22	2014	1	13	564	11.44	109	4928	298	266	52.84	47.16

MO	DY	YR	DAY OF WK	HR	HR VOL	PERCENT OF AADT	HOUR NUMBER	AADT	NORTH VOLUME	SOUTH VOLUME	PERCENT NORTH IS OF TOTAL VOLUME	PERCENT SOUTH IS OF TOTAL VOLUME
9	12	2014	6	15	564	11.44	110	4928	291	273	51.60	48.40
7	27	2014	1	13	563	11.42	111	4928	287	276	50.98	49.02
9	19	2014	6	14	563	11.42	112	4928	275	288	48.85	51.15
9	26	2014	6	18	563	11.42	113	4928	306	257	54.35	45.65
8	30	2014	7	13	562	11.40	114	4928	295	267	52.49	47.51
8	10	2014	1	17	561	11.38	115	4928	311	250	55.44	44.56
8	16	2014	7	15	561	11.38	116	4928	299	262	53.30	46.70
8	22	2014	6	16	561	11.38	117	4928	282	279	50.27	49.73
6	26	2014	5	14	560	11.36	118	4928	334	226	59.64	40.36
9	19	2014	6	17	560	11.36	119	4928	274	286	48.93	51.07
7	3	2014	5	15	558	11.32	120	4928	270	288	48.39	51.61
7	20	2014	1	13	558	11.32	121	4928	296	262	53.05	46.95
7	25	2014	6	16	558	11.32	122	4928	267	291	47.85	52.15
8	29	2014	6	12	558	11.32	123	4928	310	248	55.56	44.44
8	31	2014	1	13	557	11.30	124	4928	259	298	46.50	53.50
8	8	2014	6	12	556	11.28	125	4928	273	283	49.10	50.90
9	14	2014	1	14	556	11.28	126	4928	262	294	47.12	52.88
9	14	2014	1	15	555	11.26	127	4928	296	259	53.33	46.67
7	6	2014	1	13	554	11.24	128	4928	304	250	54.87	45.13
8	9	2014	7	14	554	11.24	129	4928	244	310	44.04	55.96
8	29	2014	6	19	554	11.24	130	4928	237	317	42.78	57.22
5	24	2014	7	12	553	11.22	131	4928	274	279	49.55	50.45
6	15	2014	1	14	552	11.20	132	4928	301	251	54.53	45.47
7	11	2014	6	15	552	11.20	133	4928	269	283	48.73	51.27
5	23	2014	6	13	551	11.18	134	4928	300	251	54.45	45.55
5	26	2014	2	18	551	11.18	135	4928	299	252	54.26	45.74
6	6	2014	6	16	551	11.18	136	4928	309	242	56.08	43.92
6	27	2014	6	14	551	11.18	137	4928	260	291	47.19	52.81
8	1	2014	6	16	551	11.18	138	4928	290	261	52.63	47.37
8	15	2014	6	12	550	11.16	139	4928	269	281	48.91	51.09
8	30	2014	7	11	550	11.16	140	4928	253	297	46.00	54.00
10	10	2014	6	15	550	11.16	141	4928	266	284	48.36	51.64
6	8	2014	1	15	548	11.12	142	4928	252	296	45.99	54.01
7	18	2014	6	13	548	11.12	143	4928	258	290	47.08	52.92
6	22	2014	1	16	547	11.10	144	4928	283	264	51.74	48.26
8	8	2014	6	19	547	11.10	145	4928	278	269	50.82	49.18
10	3	2014	6	17	547	11.10	146	4928	278	269	50.82	49.18
10	10	2014	6	17	547	11.10	147	4928	262	285	47.90	52.10
10	17	2014	6	16	547	11.10	148	4928	265	282	48.45	51.55
7	25	2014	6	15	546	11.08	149	4928	254	292	46.52	53.48
7	25	2014	6	17	546	11.08	150	4928	267	279	48.90	51.10
10	10	2014	6	14	546	11.08	151	4928	282	264	51.65	48.35
6	22	2014	1	15	545	11.06	152	4928	280	265	51.38	48.62
7	6	2014	1	12	545	11.06	153	4928	248	297	45.50	54.50
7	27	2014	1	17	545	11.06	154	4928	307	238	56.33	43.67
8	9	2014	7	15	545	11.06	155	4928	299	246	54.86	45.14
8	22	2014	6	18	545	11.06	156	4928	258	287	47.34	52.66
8	31	2014	1	14	545	11.06	157	4928	254	291	46.61	53.39

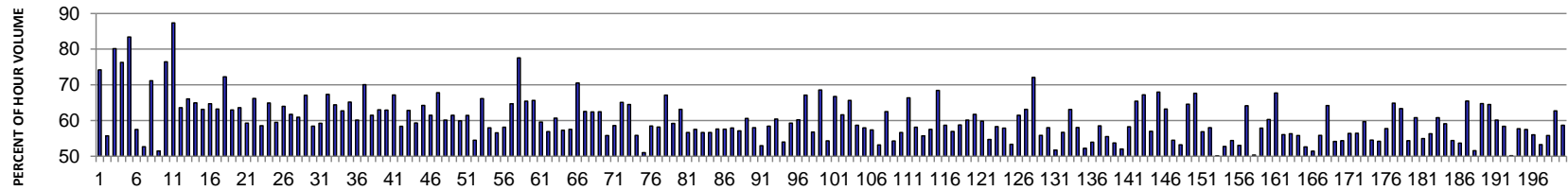
MO	DY	YR	DAY OF WK	HR	HR VOL	PERCENT OF AADT	HOUR NUMBER	AADT	NORTH VOLUME	SOUTH VOLUME	PERCENT NORTH IS OF TOTAL VOLUME	PERCENT SOUTH IS OF TOTAL VOLUME
5	22	2014	5	15	544	11.04	158	4928	341	203	62.68	37.32
7	27	2014	1	16	544	11.04	159	4928	307	237	56.43	43.57
8	3	2014	1	16	544	11.04	160	4928	278	266	51.10	48.90
8	2	2014	7	13	543	11.02	161	4928	264	279	48.62	51.38
6	20	2014	6	18	542	11.00	162	4928	277	265	51.11	48.89
7	6	2014	1	18	542	11.00	163	4928	311	231	57.38	42.62
7	20	2014	1	15	542	11.00	164	4928	272	270	50.18	49.82
9	21	2014	1	14	542	11.00	165	4928	288	254	53.14	46.86
6	20	2014	6	13	541	10.98	166	4928	269	272	49.72	50.28
6	20	2014	6	14	540	10.96	167	4928	286	254	52.96	47.04
7	18	2014	6	14	540	10.96	168	4928	260	280	48.15	51.85
10	19	2014	1	15	540	10.96	169	4928	294	246	54.44	45.56
12	26	2014	6	14	539	10.94	170	4928	246	293	45.64	54.36
6	27	2014	6	17	538	10.92	171	4928	273	265	50.74	49.26
6	29	2014	1	18	538	10.92	172	4928	266	272	49.44	50.56
8	1	2014	6	15	538	10.92	173	4928	271	267	50.37	49.63
6	15	2014	1	13	537	10.90	174	4928	291	246	54.19	45.81
7	20	2014	1	16	537	10.90	175	4928	302	235	56.24	43.76
7	25	2014	6	13	537	10.90	176	4928	245	292	45.62	54.38
8	23	2014	7	13	537	10.90	177	4928	295	242	54.93	45.07
9	1	2014	2	18	537	10.90	178	4928	304	233	56.61	43.39
6	13	2014	6	17	536	10.88	179	4928	238	298	44.40	55.60
8	1	2014	6	14	535	10.86	180	4928	266	269	49.72	50.28
9	12	2014	6	16	535	10.86	181	4928	260	275	48.60	51.40
7	3	2014	5	18	534	10.84	182	4928	272	262	50.94	49.06
8	1	2014	6	12	534	10.84	183	4928	243	291	45.51	54.49
9	19	2014	6	18	534	10.84	184	4928	255	279	47.75	52.25
6	13	2014	6	15	533	10.82	185	4928	239	294	44.84	55.16
9	5	2014	6	16	533	10.82	186	4928	300	233	56.29	43.71
6	27	2014	6	12	531	10.78	187	4928	283	248	53.30	46.70
6	6	2014	6	15	530	10.75	188	4928	291	239	54.91	45.09
6	13	2014	6	16	530	10.75	189	4928	284	246	53.58	46.42
7	3	2014	5	13	530	10.75	190	4928	268	262	50.57	49.43
8	29	2014	6	11	530	10.75	191	4928	292	238	55.09	44.91
9	14	2014	1	12	530	10.75	192	4928	239	291	45.09	54.91
6	22	2014	1	14	529	10.73	193	4928	241	288	45.56	54.44
7	20	2014	1	14	529	10.73	194	4928	266	263	50.28	49.72
7	25	2014	6	14	529	10.73	195	4928	259	270	48.96	51.04
9	1	2014	2	11	529	10.73	196	4928	200	329	37.81	62.19
10	17	2014	6	17	529	10.73	197	4928	223	306	42.16	57.84
5	23	2014	6	12	528	10.71	198	4928	274	254	51.89	48.11
7	11	2014	6	14	528	10.71	199	4928	244	284	46.21	53.79
8	23	2014	7	12	528	10.71	200	4928	270	258	51.14	48.86

**SR 090 MP 136.59 VANTAGE ADC SITE R042
K FOR PEAK 200 HOURS OF 2014
Recreational Site**



AADT= 15305 K 30 FACTOR= 16.34 K 100 FACTOR= 14.27 K 200 FACTOR= 12.75 D 100 FACTOR= 54.35

**SR 090 MP 136.59 VANTAGE ADC SITE R042
D % IN THE PEAK 200 HOURS OF 2014**



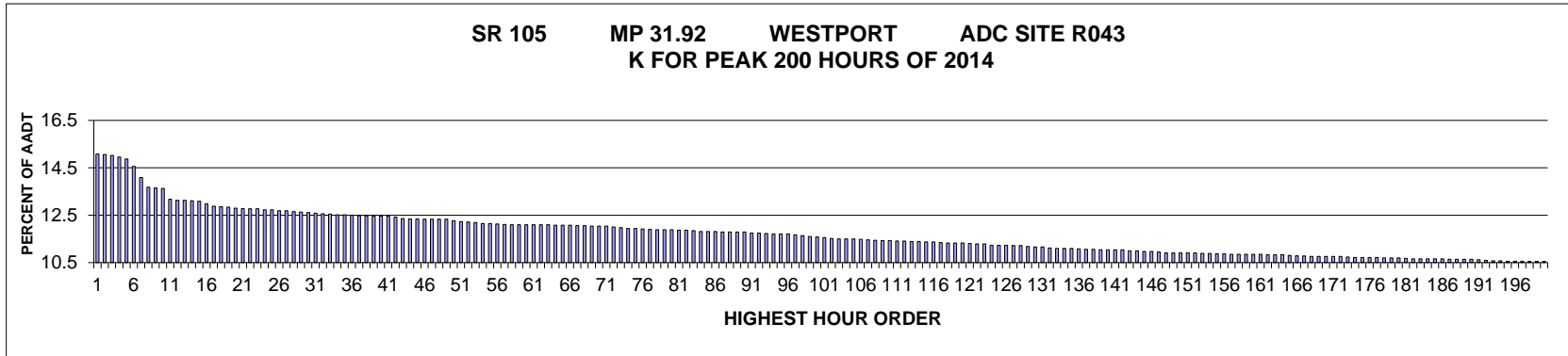
MO	DY	YR	DAY OF WK	HR	HR VOL	PERCENT OF AADT	HOUR NUMBER	AADT	EAST VOLUME	WEST VOLUME	PERCENT EAST IS OF TOTAL VOLUME	PERCENT WEST IS OF TOTAL VOLUME
6	29	2014	1	14	3619	23.65	1	15305	933	2686	25.78	74.22
11	30	2014	1	14	3378	22.07	2	15305	1495	1883	44.26	55.74
5	26	2014	2	12	3332	21.77	3	15305	661	2671	19.84	80.16
5	26	2014	2	13	3275	21.40	4	15305	776	2499	23.69	76.31
5	26	2014	2	11	3105	20.29	5	15305	515	2590	16.59	83.41
11	30	2014	1	13	3073	20.08	6	15305	1306	1767	42.50	57.50
11	30	2014	1	15	3073	20.08	7	15305	1454	1619	47.32	52.68
6	29	2014	1	13	2917	19.06	8	15305	841	2076	28.83	71.17
11	30	2014	1	16	2862	18.70	9	15305	1388	1474	48.50	51.50
6	29	2014	1	11	2734	17.86	10	15305	644	2090	23.56	76.44
5	26	2014	2	10	2654	17.34	11	15305	336	2318	12.66	87.34
7	6	2014	1	14	2627	17.16	12	15305	956	1671	36.39	63.61
8	29	2014	6	15	2620	17.12	13	15305	1731	889	66.07	33.93

MO	DY	YR	DAY OF WK	HR	HR VOL	PERCENT OF AADT	HOUR NUMBER	AADT	EAST VOLUME	WEST VOLUME	PERCENT EAST IS OF TOTAL VOLUME	PERCENT WEST IS OF TOTAL VOLUME
5	23	2014	6	16	2609	17.05	14	15305	1695	914	64.97	35.03
8	29	2014	6	16	2607	17.03	15	15305	1646	961	63.14	36.86
6	29	2014	1	15	2589	16.92	16	15305	913	1676	35.26	64.74
7	6	2014	1	15	2586	16.90	17	15305	951	1635	36.77	63.23
7	18	2014	6	16	2578	16.84	18	15305	1863	715	72.27	27.73
8	29	2014	6	17	2575	16.82	19	15305	1622	953	62.99	37.01
8	10	2014	1	13	2565	16.76	20	15305	933	1632	36.37	63.63
8	10	2014	1	14	2562	16.74	21	15305	1043	1519	40.71	59.29
6	27	2014	6	15	2559	16.72	22	15305	1694	865	66.20	33.80
8	15	2014	6	14	2548	16.65	23	15305	1493	1055	58.59	41.41
8	15	2014	6	17	2542	16.61	24	15305	1651	891	64.95	35.05
8	17	2014	1	14	2542	16.61	25	15305	1029	1513	40.48	59.52
8	15	2014	6	16	2517	16.45	26	15305	1611	906	64.00	36.00
8	17	2014	1	13	2511	16.41	27	15305	960	1551	38.23	61.77
8	10	2014	1	15	2508	16.39	28	15305	980	1528	39.07	60.93
7	6	2014	1	13	2502	16.35	29	15305	823	1679	32.89	67.11
8	24	2014	1	15	2501	16.34	30	15305	1039	1462	41.54	58.46
8	17	2014	1	15	2500	16.33	31	15305	1019	1481	40.76	59.24
6	27	2014	6	16	2487	16.25	32	15305	1675	812	67.35	32.65
8	29	2014	6	14	2483	16.22	33	15305	1600	883	64.44	35.56
8	29	2014	6	18	2483	16.22	34	15305	1557	926	62.71	37.29
5	26	2014	2	14	2472	16.15	35	15305	861	1611	34.83	65.17
8	15	2014	6	15	2470	16.14	36	15305	1486	984	60.16	39.84
8	15	2014	6	18	2460	16.07	37	15305	1723	737	70.04	29.96
6	27	2014	6	14	2449	16.00	38	15305	1506	943	61.49	38.51
7	6	2014	1	16	2446	15.98	39	15305	904	1542	36.96	63.04
5	26	2014	2	15	2440	15.94	40	15305	904	1536	37.05	62.95
8	24	2014	1	13	2431	15.88	41	15305	798	1633	32.83	67.17
8	8	2014	6	16	2429	15.87	42	15305	1419	1010	58.42	41.58
4	13	2014	1	15	2423	15.83	43	15305	900	1523	37.14	62.86
7	27	2014	1	14	2408	15.73	44	15305	979	1429	40.66	59.34
5	23	2014	6	15	2403	15.70	45	15305	1544	859	64.25	35.75
8	8	2014	6	17	2403	15.70	46	15305	1478	925	61.51	38.49
7	6	2014	1	12	2400	15.68	47	15305	772	1628	32.17	67.83
8	17	2014	1	16	2396	15.66	48	15305	955	1441	39.86	60.14
6	29	2014	1	16	2394	15.64	49	15305	922	1472	38.51	61.49
8	24	2014	1	14	2392	15.63	50	15305	958	1434	40.05	59.95
8	1	2014	6	14	2390	15.62	51	15305	1469	921	61.46	38.54
11	26	2014	4	14	2388	15.60	52	15305	1302	1086	54.52	45.48
6	27	2014	6	17	2385	15.58	53	15305	1578	807	66.16	33.84
7	27	2014	1	15	2374	15.51	54	15305	998	1376	42.04	57.96
8	3	2014	1	14	2372	15.50	55	15305	1030	1342	43.42	56.58
4	13	2014	1	16	2368	15.47	56	15305	991	1377	41.85	58.15
8	10	2014	1	12	2368	15.47	57	15305	835	1533	35.26	64.74
6	29	2014	1	10	2364	15.45	58	15305	530	1834	22.42	77.58
11	30	2014	1	12	2359	15.41	59	15305	815	1544	34.55	65.45
5	23	2014	6	14	2343	15.31	60	15305	1538	805	65.64	34.36
8	10	2014	1	16	2341	15.30	61	15305	946	1395	40.41	59.59

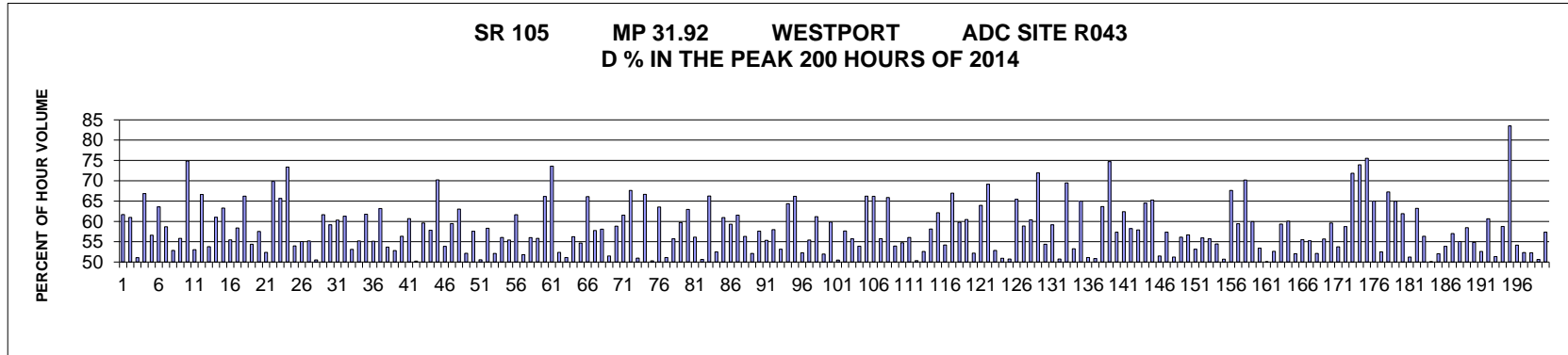
MO	DY	YR	DAY OF WK	HR	HR VOL	PERCENT OF AADT	HOUR NUMBER	AADT	EAST VOLUME	WEST VOLUME	PERCENT EAST IS OF TOTAL VOLUME	PERCENT WEST IS OF TOTAL VOLUME
7	27	2014	1	13	2331	15.23	62	15305	1004	1327	43.07	56.93
8	8	2014	6	15	2330	15.22	63	15305	1414	916	60.69	39.31
7	3	2014	5	14	2325	15.19	64	15305	1332	993	57.29	42.71
8	3	2014	1	15	2325	15.19	65	15305	987	1338	42.45	57.55
8	15	2014	6	19	2325	15.19	66	15305	1640	685	70.54	29.46
7	6	2014	1	17	2321	15.16	67	15305	869	1452	37.44	62.56
8	17	2014	1	12	2317	15.14	68	15305	870	1447	37.55	62.45
8	29	2014	6	13	2317	15.14	69	15305	1448	869	62.49	37.51
11	26	2014	4	15	2303	15.05	70	15305	1285	1018	55.80	44.20
8	3	2014	1	13	2301	15.03	71	15305	952	1349	41.37	58.63
8	8	2014	6	18	2301	15.03	72	15305	1498	803	65.10	34.90
5	23	2014	6	13	2300	15.03	73	15305	1484	816	64.52	35.48
7	3	2014	5	15	2296	15.00	74	15305	1283	1013	55.88	44.12
11	30	2014	1	17	2294	14.99	75	15305	1171	1123	51.05	48.95
7	27	2014	1	16	2284	14.92	76	15305	948	1336	41.51	58.49
8	1	2014	6	12	2282	14.91	77	15305	1328	954	58.19	41.81
6	27	2014	6	18	2280	14.90	78	15305	1531	749	67.15	32.85
7	3	2014	5	16	2266	14.81	79	15305	1342	924	59.22	40.78
6	29	2014	1	17	2257	14.75	80	15305	832	1425	36.86	63.14
11	26	2014	4	16	2256	14.74	81	15305	1278	978	56.65	43.35
8	24	2014	1	16	2253	14.72	82	15305	956	1297	42.43	57.57
7	25	2014	6	14	2248	14.69	83	15305	1274	974	56.67	43.33
7	20	2014	1	16	2244	14.66	84	15305	972	1272	43.32	56.68
7	20	2014	1	14	2242	14.65	85	15305	950	1292	42.37	57.63
7	20	2014	1	15	2238	14.62	86	15305	949	1289	42.40	57.60
8	16	2014	7	12	2233	14.59	87	15305	1294	939	57.95	42.05
8	8	2014	6	14	2228	14.56	88	15305	1273	955	57.14	42.86
4	13	2014	1	17	2227	14.55	89	15305	877	1350	39.38	60.62
8	1	2014	6	16	2226	14.54	90	15305	1292	934	58.04	41.96
8	15	2014	6	13	2220	14.51	91	15305	1176	1044	52.97	47.03
5	26	2014	2	16	2217	14.49	92	15305	921	1296	41.54	58.46
8	1	2014	6	13	2216	14.48	93	15305	1339	877	60.42	39.58
8	8	2014	6	13	2215	14.47	94	15305	1196	1019	54.00	46.00
8	17	2014	1	17	2206	14.41	95	15305	898	1308	40.71	59.29
8	10	2014	1	17	2204	14.40	96	15305	877	1327	39.79	60.21
5	23	2014	6	17	2200	14.37	97	15305	1477	723	67.14	32.86
8	3	2014	1	16	2199	14.37	98	15305	950	1249	43.20	56.80
8	8	2014	6	19	2198	14.36	99	15305	1507	691	68.56	31.44
8	16	2014	7	11	2184	14.27	100	15305	1187	997	54.35	45.65
8	4	2014	2	11	2179	14.24	101	15305	724	1455	33.23	66.77
8	29	2014	6	19	2175	14.21	102	15305	1340	835	61.61	38.39
8	24	2014	1	12	2170	14.18	103	15305	745	1425	34.33	65.67
7	27	2014	1	17	2169	14.17	104	15305	896	1273	41.31	58.69
8	3	2014	1	12	2164	14.14	105	15305	909	1255	42.01	57.99
8	22	2014	6	16	2161	14.12	106	15305	1240	921	57.38	42.62
7	3	2014	5	13	2157	14.09	107	15305	1147	1010	53.18	46.82
7	6	2014	1	18	2152	14.06	108	15305	807	1345	37.50	62.50
7	25	2014	6	13	2152	14.06	109	15305	1168	984	54.28	45.72

MO	DY	YR	DAY OF WK	HR	HR VOL	PERCENT OF AADT	HOUR NUMBER	AADT	EAST VOLUME	WEST VOLUME	PERCENT EAST IS OF TOTAL VOLUME	PERCENT WEST IS OF TOTAL VOLUME
11	29	2014	7	13	2151	14.05	110	15305	1219	932	56.67	43.33
8	30	2014	7	16	2150	14.05	111	15305	1427	723	66.37	33.63
8	1	2014	6	15	2147	14.03	112	15305	1248	899	58.13	41.87
6	22	2014	1	15	2142	14.00	113	15305	948	1194	44.26	55.74
6	15	2014	1	16	2132	13.93	114	15305	905	1227	42.45	57.55
5	11	2014	1	16	2130	13.92	115	15305	672	1458	31.55	68.45
7	3	2014	5	17	2127	13.90	116	15305	1249	878	58.72	41.28
8	16	2014	7	13	2123	13.87	117	15305	1209	914	56.95	43.05
5	9	2014	6	15	2119	13.85	118	15305	1246	873	58.80	41.20
7	3	2014	5	18	2116	13.83	119	15305	1273	843	60.16	39.84
11	26	2014	4	17	2116	13.83	120	15305	1307	809	61.77	38.23
6	22	2014	1	13	2107	13.77	121	15305	846	1261	40.15	59.85
6	22	2014	1	16	2104	13.75	122	15305	953	1151	45.29	54.71
6	15	2014	1	15	2102	13.73	123	15305	876	1226	41.67	58.33
8	22	2014	6	15	2102	13.73	124	15305	1217	885	57.90	42.10
7	3	2014	5	12	2100	13.72	125	15305	1121	979	53.38	46.62
5	9	2014	6	14	2082	13.60	126	15305	1280	802	61.48	38.52
5	23	2014	6	18	2082	13.60	127	15305	1315	767	63.16	36.84
8	4	2014	2	10	2082	13.60	128	15305	581	1501	27.91	72.09
5	9	2014	6	16	2078	13.58	129	15305	1161	917	55.87	44.13
6	15	2014	1	17	2078	13.58	130	15305	872	1206	41.96	58.04
3	23	2014	1	16	2075	13.56	131	15305	1074	1001	51.76	48.24
8	17	2014	1	18	2071	13.53	132	15305	897	1174	43.31	56.69
4	13	2014	1	14	2070	13.52	133	15305	764	1306	36.91	63.09
6	22	2014	1	14	2069	13.52	134	15305	868	1201	41.95	58.05
11	29	2014	7	14	2069	13.52	135	15305	1081	988	52.25	47.75
3	23	2014	1	15	2065	13.49	136	15305	1114	951	53.95	46.05
6	15	2014	1	14	2065	13.49	137	15305	856	1209	41.45	58.55
8	9	2014	7	13	2065	13.49	138	15305	1147	918	55.54	44.46
6	13	2014	6	14	2064	13.49	139	15305	1109	955	53.73	46.27
8	22	2014	6	13	2064	13.49	140	15305	1074	990	52.03	47.97
5	18	2014	1	16	2061	13.47	141	15305	860	1201	41.73	58.27
6	29	2014	1	18	2056	13.43	142	15305	711	1345	34.58	65.42
7	31	2014	5	18	2053	13.41	143	15305	1380	673	67.22	32.78
8	1	2014	6	17	2053	13.41	144	15305	1170	883	56.99	43.01
5	11	2014	1	15	2050	13.39	145	15305	656	1394	32.00	68.00
5	11	2014	1	17	2046	13.37	146	15305	752	1294	36.75	63.25
8	22	2014	6	14	2046	13.37	147	15305	1115	931	54.50	45.50
4	6	2014	1	16	2044	13.36	148	15305	956	1088	46.77	53.23
6	6	2014	6	15	2043	13.35	149	15305	1320	723	64.61	35.39
6	26	2014	5	17	2043	13.35	150	15305	1382	661	67.65	32.35
8	24	2014	1	17	2037	13.31	151	15305	878	1159	43.10	56.90
8	9	2014	7	15	2036	13.30	152	15305	1181	855	58.01	41.99
3	23	2014	1	17	2035	13.30	153	15305	1015	1020	49.88	50.12
8	31	2014	1	15	2033	13.28	154	15305	960	1073	47.22	52.78
6	27	2014	6	13	2032	13.28	155	15305	1106	926	54.43	45.57
6	13	2014	6	15	2030	13.26	156	15305	1077	953	53.05	46.95
7	31	2014	5	17	2027	13.24	157	15305	1301	726	64.18	35.82

MO	DY	YR	DAY OF WK	HR	HR VOL	PERCENT OF AADT	HOUR NUMBER	AADT	EAST VOLUME	WEST VOLUME	PERCENT EAST IS OF TOTAL VOLUME	PERCENT WEST IS OF TOTAL VOLUME
8	9	2014	7	12	2027	13.24	158	15305	1021	1006	50.37	49.63
8	3	2014	1	17	2026	13.24	159	15305	853	1173	42.10	57.90
4	11	2014	6	13	2023	13.22	160	15305	1220	803	60.31	39.69
6	26	2014	5	18	2023	13.22	161	15305	1370	653	67.72	32.28
7	13	2014	1	14	2022	13.21	162	15305	888	1134	43.92	56.08
8	9	2014	7	11	2019	13.19	163	15305	882	1137	43.68	56.32
7	20	2014	1	13	2018	13.19	164	15305	892	1126	44.20	55.80
8	31	2014	1	14	2018	13.19	165	15305	956	1062	47.37	52.63
3	30	2014	1	16	2014	13.16	166	15305	978	1036	48.56	51.44
5	9	2014	6	17	2014	13.16	167	15305	1125	889	55.86	44.14
5	23	2014	6	12	2014	13.16	168	15305	1293	721	64.20	35.80
7	11	2014	6	14	2009	13.13	169	15305	1088	921	54.16	45.84
7	25	2014	6	15	2005	13.10	170	15305	1090	915	54.36	45.64
6	20	2014	6	15	1998	13.05	171	15305	1127	871	56.41	43.59
7	20	2014	1	17	1995	13.03	172	15305	869	1126	43.56	56.44
5	9	2014	6	13	1994	13.03	173	15305	1191	803	59.73	40.27
7	13	2014	1	15	1994	13.03	174	15305	906	1088	45.44	54.56
8	30	2014	7	12	1992	13.02	175	15305	1080	912	54.22	45.78
7	27	2014	1	12	1987	12.98	176	15305	839	1148	42.22	57.78
6	26	2014	5	16	1986	12.98	177	15305	1289	697	64.90	35.10
8	30	2014	7	15	1985	12.97	178	15305	1258	727	63.38	36.62
11	26	2014	4	13	1985	12.97	179	15305	906	1079	45.64	54.36
6	6	2014	6	14	1983	12.96	180	15305	1206	777	60.82	39.18
4	13	2014	1	18	1982	12.95	181	15305	892	1090	45.01	54.99
6	20	2014	6	16	1982	12.95	182	15305	1116	866	56.31	43.69
4	11	2014	6	14	1978	12.92	183	15305	1203	775	60.82	39.18
8	29	2014	6	12	1976	12.91	184	15305	1168	808	59.11	40.89
8	31	2014	1	13	1976	12.91	185	15305	901	1075	45.60	54.40
3	23	2014	1	14	1975	12.90	186	15305	1061	914	53.72	46.28
6	6	2014	6	16	1967	12.85	187	15305	1288	679	65.48	34.52
8	16	2014	7	10	1965	12.84	188	15305	951	1014	48.40	51.60
6	27	2014	6	19	1963	12.83	189	15305	1271	692	64.75	35.25
5	23	2014	6	19	1960	12.81	190	15305	1264	696	64.49	35.51
7	3	2014	5	19	1960	12.81	191	15305	1179	781	60.15	39.85
5	26	2014	2	17	1959	12.80	192	15305	815	1144	41.60	58.40
7	11	2014	6	13	1959	12.80	193	15305	976	983	49.82	50.18
6	13	2014	6	16	1958	12.79	194	15305	1130	828	57.71	42.29
7	13	2014	1	13	1958	12.79	195	15305	832	1126	42.49	57.51
8	9	2014	7	14	1958	12.79	196	15305	1097	861	56.03	43.97
8	31	2014	1	16	1956	12.78	197	15305	914	1042	46.73	53.27
8	11	2014	2	15	1955	12.77	198	15305	1091	864	55.81	44.19
8	1	2014	6	11	1953	12.76	199	15305	1225	728	62.72	37.28
4	11	2014	6	15	1951	12.75	200	15305	1145	806	58.69	41.31



AADT= 5225 K 30 FACTOR= 12.61 K 100 FACTOR= 11.58 K 200 FACTOR= 10.55 D 30 FACTOR= 59.18



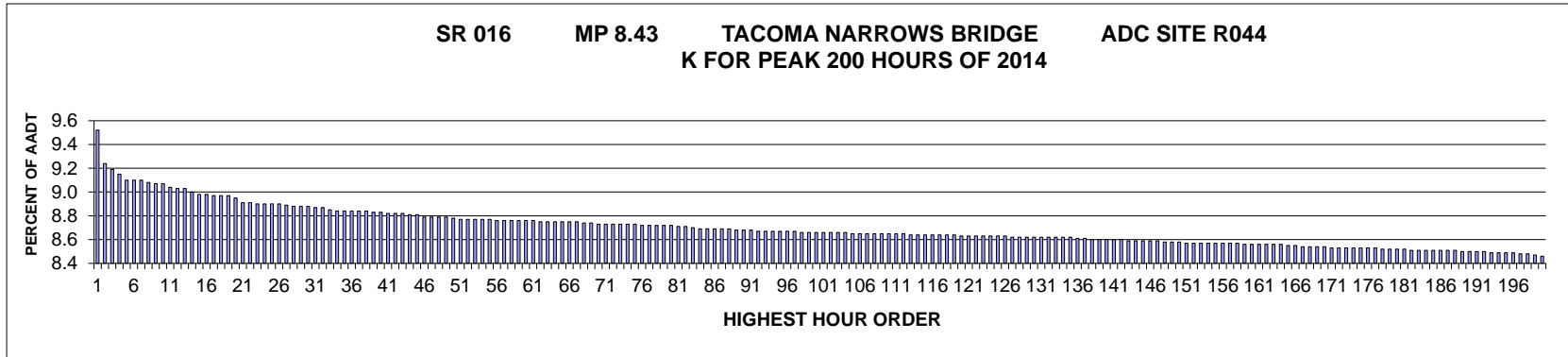
MO	DY	YR	DAY OF WK	HR	HR VOL	PERCENT OF AADT	HOUR NUMBER	AADT	NORTH VOLUME	SOUTH VOLUME	PERCENT NORTH IS OF TOTAL VOLUME	PERCENT SOUTH IS OF TOTAL VOLUME
10	7	2014	3	18	788	15.08	1	5225	486	302	61.68	38.32
10	7	2014	3	17	787	15.06	2	5225	307	480	39.01	60.99
6	22	2014	1	13	785	15.02	3	5225	401	384	51.08	48.92
6	21	2014	7	13	781	14.95	4	5225	259	522	33.16	66.84
6	21	2014	7	14	777	14.87	5	5225	337	440	43.37	56.63
7	12	2014	7	17	761	14.56	6	5225	484	277	63.60	36.40
6	21	2014	7	16	736	14.09	7	5225	432	304	58.70	41.30
8	23	2014	7	16	715	13.68	8	5225	378	337	52.87	47.13
6	22	2014	1	14	713	13.65	9	5225	398	315	55.82	44.18
7	6	2014	1	12	712	13.63	10	5225	533	179	74.86	25.14
7	12	2014	7	16	688	13.17	11	5225	365	323	53.05	46.95
7	6	2014	1	13	686	13.13	12	5225	457	229	66.62	33.38
8	10	2014	1	13	686	13.13	13	5225	369	317	53.79	46.21

MO	DY	YR	DAY OF WK	HR	HR VOL	PERCENT OF AADT	HOUR NUMBER	AADT	NORTH VOLUME	SOUTH VOLUME	PERCENT NORTH IS OF TOTAL VOLUME	PERCENT SOUTH IS OF TOTAL VOLUME
2	28	2014	6	16	685	13.11	14	5225	267	418	38.98	61.02
9	6	2014	7	13	684	13.09	15	5225	251	433	36.70	63.30
8	17	2014	1	13	678	12.98	16	5225	376	302	55.46	44.54
8	10	2014	1	14	673	12.88	17	5225	393	280	58.40	41.60
6	21	2014	7	17	672	12.86	18	5225	445	227	66.22	33.78
6	21	2014	7	15	671	12.84	19	5225	365	306	54.40	45.60
9	20	2014	7	13	669	12.80	20	5225	284	385	42.45	57.55
8	2	2014	7	16	668	12.78	21	5225	350	318	52.40	47.60
6	21	2014	7	12	667	12.77	22	5225	201	466	30.13	69.87
7	12	2014	7	13	667	12.77	23	5225	229	438	34.33	65.67
6	22	2014	1	17	665	12.73	24	5225	488	177	73.38	26.62
10	8	2014	4	18	665	12.73	25	5225	306	359	46.02	53.98
7	12	2014	7	15	663	12.69	26	5225	298	365	44.95	55.05
7	27	2014	1	14	663	12.69	27	5225	366	297	55.20	44.80
8	8	2014	6	17	661	12.65	28	5225	327	334	49.47	50.53
7	27	2014	1	16	660	12.63	29	5225	407	253	61.67	38.33
6	22	2014	1	15	659	12.61	30	5225	390	269	59.18	40.82
8	9	2014	7	13	658	12.59	31	5225	261	397	39.67	60.33
8	23	2014	7	17	656	12.56	32	5225	402	254	61.28	38.72
8	16	2014	7	14	655	12.54	33	5225	307	348	46.87	53.13
7	3	2014	5	17	654	12.52	34	5225	293	361	44.80	55.20
8	16	2014	7	17	654	12.52	35	5225	404	250	61.77	38.23
8	15	2014	6	16	653	12.50	36	5225	293	360	44.87	55.13
7	4	2014	6	15	652	12.48	37	5225	240	412	36.81	63.19
7	27	2014	1	13	652	12.48	38	5225	350	302	53.68	46.32
7	5	2014	7	13	651	12.46	39	5225	344	307	52.84	47.16
8	8	2014	6	16	651	12.46	40	5225	284	367	43.63	56.37
8	10	2014	1	16	651	12.46	41	5225	395	256	60.68	39.32
7	11	2014	6	16	649	12.42	42	5225	326	323	50.23	49.77
7	3	2014	5	16	646	12.36	43	5225	261	385	40.40	59.60
8	2	2014	7	17	645	12.34	44	5225	373	272	57.83	42.17
9	1	2014	2	12	645	12.34	45	5225	453	192	70.23	29.77
8	16	2014	7	16	644	12.33	46	5225	347	297	53.88	46.12
8	17	2014	1	12	644	12.33	47	5225	383	261	59.47	40.53
9	6	2014	7	12	644	12.33	48	5225	238	406	36.96	63.04
9	6	2014	7	15	644	12.33	49	5225	308	336	47.83	52.17
8	24	2014	1	13	641	12.27	50	5225	369	272	57.57	42.43
9	20	2014	7	14	639	12.23	51	5225	316	323	49.45	50.55
8	9	2014	7	17	638	12.21	52	5225	372	266	58.31	41.69
8	9	2014	7	14	637	12.19	53	5225	305	332	47.88	52.12
8	17	2014	1	14	635	12.15	54	5225	356	279	56.06	43.94
9	6	2014	7	14	635	12.15	55	5225	283	352	44.57	55.43
9	20	2014	7	12	634	12.13	56	5225	243	391	38.33	61.67
9	6	2014	7	16	633	12.11	57	5225	328	305	51.82	48.18
2	28	2014	6	17	632	12.10	58	5225	278	354	43.99	56.01
6	22	2014	1	12	632	12.10	59	5225	353	279	55.85	44.15
7	4	2014	6	14	632	12.10	60	5225	214	418	33.86	66.14
8	10	2014	1	17	632	12.10	61	5225	465	167	73.58	26.42

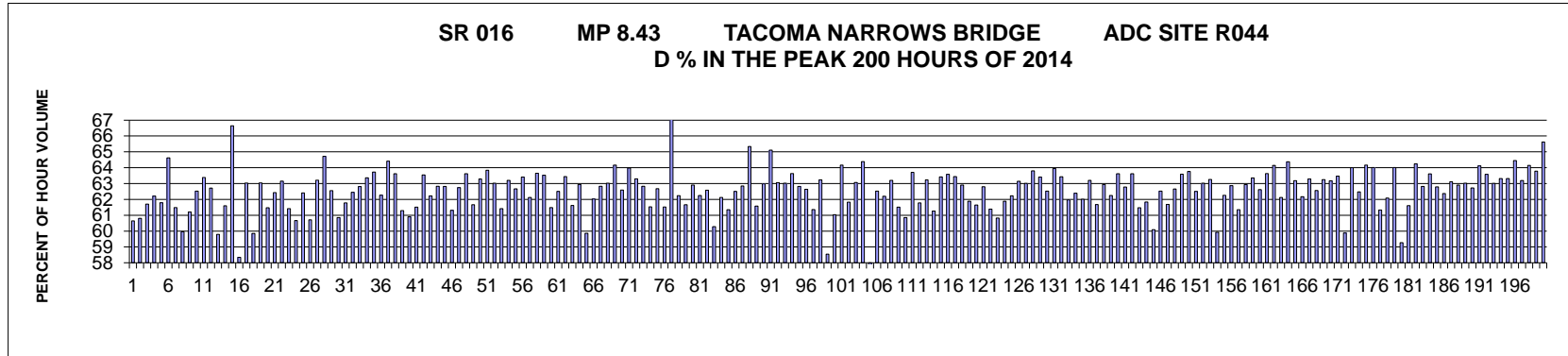
MO	DY	YR	DAY OF WK	HR	HR VOL	PERCENT OF AADT	HOUR NUMBER	AADT	NORTH VOLUME	SOUTH VOLUME	PERCENT NORTH IS OF TOTAL VOLUME	PERCENT SOUTH IS OF TOTAL VOLUME
8	16	2014	7	15	632	12.10	62	5225	301	331	47.63	52.37
9	13	2014	7	14	632	12.10	63	5225	323	309	51.11	48.89
2	26	2014	4	16	631	12.08	64	5225	355	276	56.26	43.74
8	29	2014	6	16	631	12.08	65	5225	286	345	45.32	54.68
10	8	2014	4	17	631	12.08	66	5225	214	417	33.91	66.09
8	15	2014	6	15	630	12.06	67	5225	266	364	42.22	57.78
8	17	2014	1	16	630	12.06	68	5225	366	264	58.10	41.90
8	15	2014	6	17	629	12.04	69	5225	324	305	51.51	48.49
8	17	2014	1	15	629	12.04	70	5225	370	259	58.82	41.18
8	24	2014	1	14	629	12.04	71	5225	387	242	61.53	38.47
7	12	2014	7	18	627	12.00	72	5225	424	203	67.62	32.38
8	3	2014	1	14	626	11.98	73	5225	319	307	50.96	49.04
6	22	2014	1	16	624	11.94	74	5225	416	208	66.67	33.33
7	5	2014	7	14	624	11.94	75	5225	310	314	49.68	50.32
10	7	2014	3	16	623	11.92	76	5225	227	396	36.44	63.56
8	9	2014	7	16	622	11.90	77	5225	318	304	51.13	48.87
8	1	2014	6	16	621	11.89	78	5225	275	346	44.28	55.72
8	10	2014	1	12	621	11.89	79	5225	371	250	59.74	40.26
8	16	2014	7	13	621	11.89	80	5225	230	391	37.04	62.96
7	26	2014	7	17	620	11.87	81	5225	348	272	56.13	43.87
8	1	2014	6	17	620	11.87	82	5225	306	314	49.35	50.65
9	1	2014	2	13	619	11.85	83	5225	410	209	66.24	33.76
7	25	2014	6	16	617	11.81	84	5225	293	324	47.49	52.51
7	27	2014	1	12	617	11.81	85	5225	376	241	60.94	39.06
8	3	2014	1	16	617	11.81	86	5225	366	251	59.32	40.68
8	16	2014	7	12	616	11.79	87	5225	237	379	38.47	61.53
8	30	2014	7	16	616	11.79	88	5225	269	347	43.67	56.33
9	5	2014	6	16	616	11.79	89	5225	295	321	47.89	52.11
9	20	2014	7	16	616	11.79	90	5225	355	261	57.63	42.37
6	20	2014	6	17	614	11.75	91	5225	274	340	44.63	55.37
7	6	2014	1	14	614	11.75	92	5225	356	258	57.98	42.02
8	23	2014	7	15	613	11.73	93	5225	287	326	46.82	53.18
2	26	2014	4	15	612	11.71	94	5225	218	394	35.62	64.38
5	1	2014	5	8	612	11.71	95	5225	207	405	33.82	66.18
8	29	2014	6	17	612	11.71	96	5225	292	320	47.71	52.29
7	3	2014	5	15	610	11.67	97	5225	272	338	44.59	55.41
12	31	2014	4	15	608	11.64	98	5225	236	372	38.82	61.18
8	3	2014	1	15	606	11.60	99	5225	315	291	51.98	48.02
8	3	2014	1	12	605	11.58	100	5225	362	243	59.83	40.17
8	22	2014	6	16	604	11.56	101	5225	305	299	50.50	49.50
8	9	2014	7	12	602	11.52	102	5225	255	347	42.36	57.64
6	20	2014	6	15	601	11.50	103	5225	266	335	44.26	55.74
7	13	2014	1	13	601	11.50	104	5225	324	277	53.91	46.09
8	17	2014	1	17	601	11.50	105	5225	398	203	66.22	33.78
10	9	2014	5	18	600	11.48	106	5225	203	397	33.83	66.17
8	24	2014	1	15	599	11.46	107	5225	334	265	55.76	44.24
7	4	2014	6	13	598	11.44	108	5225	204	394	34.11	65.89
7	11	2014	6	17	597	11.43	109	5225	322	275	53.94	46.06

MO	DY	YR	DAY OF WK	HR	HR VOL	PERCENT OF AADT	HOUR NUMBER	AADT	NORTH VOLUME	SOUTH VOLUME	PERCENT NORTH IS OF TOTAL VOLUME	PERCENT SOUTH IS OF TOTAL VOLUME
9	20	2014	7	15	597	11.43	110	5225	327	270	54.77	45.23
7	26	2014	7	14	596	11.41	111	5225	262	334	43.96	56.04
9	13	2014	7	16	596	11.41	112	5225	300	296	50.34	49.66
7	18	2014	6	16	595	11.39	113	5225	282	313	47.39	52.61
7	27	2014	1	15	595	11.39	114	5225	346	249	58.15	41.85
7	3	2014	5	18	594	11.37	115	5225	225	369	37.88	62.12
8	10	2014	1	15	594	11.37	116	5225	322	272	54.21	45.79
8	3	2014	1	17	593	11.35	117	5225	397	196	66.95	33.05
7	4	2014	6	16	592	11.33	118	5225	238	354	40.20	59.80
7	12	2014	7	14	592	11.33	119	5225	234	358	39.53	60.47
8	22	2014	6	17	592	11.33	120	5225	283	309	47.80	52.20
9	7	2014	1	16	591	11.31	121	5225	378	213	63.96	36.04
7	4	2014	6	12	590	11.29	122	5225	182	408	30.85	69.15
7	18	2014	6	17	590	11.29	123	5225	278	312	47.12	52.88
5	31	2014	7	13	587	11.23	124	5225	299	288	50.94	49.06
8	31	2014	1	15	587	11.23	125	5225	298	289	50.77	49.23
12	31	2014	4	14	587	11.23	126	5225	203	384	34.58	65.42
8	23	2014	7	13	586	11.22	127	5225	241	345	41.13	58.87
9	13	2014	7	13	586	11.22	128	5225	232	354	39.59	60.41
4	20	2014	1	13	584	11.18	129	5225	420	164	71.92	28.08
7	13	2014	1	14	583	11.16	130	5225	317	266	54.37	45.63
8	24	2014	1	16	583	11.16	131	5225	345	238	59.18	40.82
7	26	2014	7	16	581	11.12	132	5225	295	286	50.77	49.23
8	10	2014	1	18	580	11.10	133	5225	403	177	69.48	30.52
9	5	2014	6	17	580	11.10	134	5225	271	309	46.72	53.28
9	20	2014	7	17	580	11.10	135	5225	377	203	65.00	35.00
8	28	2014	5	17	579	11.08	136	5225	296	283	51.12	48.88
5	30	2014	6	16	578	11.06	137	5225	294	284	50.87	49.13
8	16	2014	7	18	578	11.06	138	5225	368	210	63.67	36.33
7	6	2014	1	11	577	11.04	139	5225	431	146	74.70	25.30
7	13	2014	1	12	577	11.04	140	5225	331	246	57.37	42.63
7	13	2014	1	16	577	11.04	141	5225	360	217	62.39	37.61
8	30	2014	7	14	577	11.04	142	5225	241	336	41.77	58.23
2	28	2014	6	18	575	11.00	143	5225	333	242	57.91	42.09
4	19	2014	7	12	575	11.00	144	5225	371	204	64.52	35.48
5	31	2014	7	9	573	10.97	145	5225	199	374	34.73	65.27
8	3	2014	1	13	573	10.97	146	5225	295	278	51.48	48.52
8	30	2014	7	17	572	10.95	147	5225	328	244	57.34	42.66
7	31	2014	5	16	570	10.91	148	5225	292	278	51.23	48.77
8	1	2014	6	14	570	10.91	149	5225	250	320	43.86	56.14
8	18	2014	2	17	570	10.91	150	5225	323	247	56.67	43.33
11	7	2014	6	18	570	10.91	151	5225	267	303	46.84	53.16
12	31	2014	4	16	570	10.91	152	5225	319	251	55.96	44.04
6	20	2014	6	16	569	10.89	153	5225	252	317	44.29	55.71
7	5	2014	7	16	569	10.89	154	5225	310	259	54.48	45.52
8	31	2014	1	14	568	10.87	155	5225	288	280	50.70	49.30
9	7	2014	1	17	568	10.87	156	5225	384	184	67.61	32.39
7	1	2014	3	17	567	10.85	157	5225	337	230	59.44	40.56

MO	DY	YR	DAY OF WK	HR	HR VOL	PERCENT OF AADT	HOUR NUMBER	AADT	NORTH VOLUME	SOUTH VOLUME	PERCENT NORTH IS OF TOTAL VOLUME	PERCENT SOUTH IS OF TOTAL VOLUME
7	13	2014	1	17	567	10.85	158	5225	398	169	70.19	29.81
8	2	2014	7	13	567	10.85	159	5225	227	340	40.04	59.96
8	18	2014	2	16	567	10.85	160	5225	303	264	53.44	46.56
9	13	2014	7	15	567	10.85	161	5225	283	284	49.91	50.09
6	6	2014	6	16	566	10.83	162	5225	298	268	52.65	47.35
8	29	2014	6	15	566	10.83	163	5225	230	336	40.64	59.36
11	7	2014	6	17	566	10.83	164	5225	226	340	39.93	60.07
7	25	2014	6	15	565	10.81	165	5225	271	294	47.96	52.04
8	9	2014	7	15	564	10.79	166	5225	251	313	44.50	55.50
8	8	2014	6	15	563	10.78	167	5225	252	311	44.76	55.24
4	30	2014	4	8	562	10.76	168	5225	293	269	52.14	47.86
5	31	2014	7	12	562	10.76	169	5225	313	249	55.69	44.31
7	13	2014	1	15	562	10.76	170	5225	335	227	59.61	40.39
8	8	2014	6	14	562	10.76	171	5225	260	302	46.26	53.74
12	3	2014	4	16	562	10.76	172	5225	330	232	58.72	41.28
4	20	2014	1	14	561	10.74	173	5225	403	158	71.84	28.16
4	19	2014	7	9	560	10.72	174	5225	146	414	26.07	73.93
6	22	2014	1	18	560	10.72	175	5225	423	137	75.54	24.46
9	13	2014	7	17	560	10.72	176	5225	364	196	65.00	35.00
11	4	2014	3	16	560	10.72	177	5225	294	266	52.50	47.50
2	26	2014	4	17	559	10.70	178	5225	376	183	67.26	32.74
6	1	2014	1	13	559	10.70	179	5225	363	196	64.94	35.06
8	10	2014	1	11	559	10.70	180	5225	346	213	61.90	38.10
8	15	2014	6	13	558	10.68	181	5225	272	286	48.75	51.25
4	19	2014	7	11	557	10.66	182	5225	352	205	63.20	36.80
7	26	2014	7	12	557	10.66	183	5225	243	314	43.63	56.37
8	4	2014	2	16	557	10.66	184	5225	278	279	49.91	50.09
8	22	2014	6	15	557	10.66	185	5225	267	290	47.94	52.06
8	31	2014	1	13	557	10.66	186	5225	257	300	46.14	53.86
2	27	2014	5	16	556	10.64	187	5225	239	317	42.99	57.01
7	3	2014	5	13	556	10.64	188	5225	250	306	44.96	55.04
7	5	2014	7	17	556	10.64	189	5225	325	231	58.45	41.55
8	31	2014	1	16	556	10.64	190	5225	305	251	54.86	45.14
7	2	2014	4	17	555	10.62	191	5225	292	263	52.61	47.39
9	6	2014	7	17	554	10.60	192	5225	336	218	60.65	39.35
4	18	2014	6	16	553	10.58	193	5225	269	284	48.64	51.36
10	9	2014	5	17	553	10.58	194	5225	228	325	41.23	58.77
5	31	2014	7	8	552	10.56	195	5225	91	461	16.49	83.51
8	2	2014	7	15	552	10.56	196	5225	253	299	45.83	54.17
9	12	2014	6	16	552	10.56	197	5225	289	263	52.36	47.64
4	13	2014	1	15	551	10.55	198	5225	263	288	47.73	52.27
5	31	2014	7	14	551	10.55	199	5225	279	272	50.64	49.36
7	3	2014	5	14	551	10.55	200	5225	235	316	42.65	57.35



AADT= 79552 K 30 FACTOR= 8.88 K 100 FACTOR= 8.66 K 200 FACTOR= 8.46 D 30 FACTOR= 60.85



MO	DY	YR	DAY OF WK	HR	HR VOL	PERCENT OF AADT	HOUR NUMBER	AADT	EAST VOLUME	WEST VOLUME	PERCENT EAST IS OF TOTAL VOLUME	PERCENT WEST IS OF TOTAL VOLUME
6	10	2014	3	18	7570	9.52	1	79552	3140	4430	41.48	58.52
6	10	2014	3	17	7353	9.24	2	79552	2882	4471	39.19	60.81
7	25	2014	6	17	7310	9.19	3	79552	2800	4510	38.30	61.70
8	22	2014	6	17	7280	9.15	4	79552	2751	4529	37.79	62.21
5	30	2014	6	17	7242	9.10	5	79552	2767	4475	38.21	61.79
9	4	2014	5	17	7241	9.10	6	79552	2562	4679	35.38	64.62
8	8	2014	6	17	7240	9.10	7	79552	2789	4451	38.52	61.48
12	19	2014	6	17	7220	9.08	8	79552	2891	4329	40.04	59.96
5	30	2014	6	18	7215	9.07	9	79552	2799	4416	38.79	61.21
6	6	2014	6	17	7214	9.07	10	79552	2704	4510	37.48	62.52
8	15	2014	6	17	7191	9.04	11	79552	2633	4558	36.62	63.38
5	22	2014	5	17	7185	9.03	12	79552	2679	4506	37.29	62.71
9	19	2014	6	17	7181	9.03	13	79552	2887	4294	40.20	59.80


MO	DY	YR	DAY OF WK	HR	HR VOL	PERCENT OF AADT	HOUR NUMBER	AADT	EAST VOLUME	WEST VOLUME	PERCENT EAST IS OF TOTAL VOLUME	PERCENT WEST IS OF TOTAL VOLUME
12	12	2014	6	17	7157	9.00	14	79552	2748	4409	38.40	61.60
9	5	2014	6	18	7147	8.98	15	79552	2384	4763	33.36	66.64
8	8	2014	6	16	7146	8.98	16	79552	2976	4170	41.65	58.35
6	13	2014	6	17	7139	8.97	17	79552	2639	4500	36.97	63.03
9	19	2014	6	18	7134	8.97	18	79552	2864	4270	40.15	59.85
6	20	2014	6	17	7132	8.97	19	79552	2636	4496	36.96	63.04
6	13	2014	6	18	7121	8.95	20	79552	2744	4377	38.53	61.47
6	11	2014	4	17	7089	8.91	21	79552	2663	4426	37.57	62.43
7	10	2014	5	18	7088	8.91	22	79552	2612	4476	36.85	63.15
5	16	2014	6	17	7082	8.90	23	79552	2732	4350	38.58	61.42
6	26	2014	5	17	7081	8.90	24	79552	2786	4295	39.34	60.66
11	14	2014	6	17	7081	8.90	25	79552	2662	4419	37.59	62.41
12	5	2014	6	17	7078	8.90	26	79552	2781	4297	39.29	60.71
8	7	2014	5	18	7076	8.89	27	79552	2603	4473	36.79	63.21
7	3	2014	5	17	7064	8.88	28	79552	2492	4572	35.28	64.72
3	21	2014	6	17	7063	8.88	29	79552	2645	4418	37.45	62.55
6	12	2014	5	17	7063	8.88	30	79552	2765	4298	39.15	60.85
8	28	2014	5	17	7059	8.87	31	79552	2698	4361	38.22	61.78
6	20	2014	6	18	7058	8.87	32	79552	2650	4408	37.55	62.45
11	7	2014	6	17	7044	8.85	33	79552	2620	4424	37.19	62.81
6	4	2014	4	17	7036	8.84	34	79552	2578	4458	36.64	63.36
5	2	2014	6	18	7034	8.84	35	79552	2552	4482	36.28	63.72
2	7	2014	6	17	7032	8.84	36	79552	2653	4379	37.73	62.27
7	29	2014	3	18	7032	8.84	37	79552	2503	4529	35.59	64.41
8	13	2014	4	18	7029	8.84	38	79552	2557	4472	36.38	63.62
5	15	2014	5	17	7027	8.83	39	79552	2720	4307	38.71	61.29
6	19	2014	5	18	7025	8.83	40	79552	2747	4278	39.10	60.90
5	29	2014	5	18	7017	8.82	41	79552	2701	4316	38.49	61.51
6	3	2014	3	18	7016	8.82	42	79552	2558	4458	36.46	63.54
6	5	2014	5	18	7015	8.82	43	79552	2650	4365	37.78	62.22
5	21	2014	4	17	7009	8.81	44	79552	2605	4404	37.17	62.83
7	30	2014	4	17	7009	8.81	45	79552	2606	4403	37.18	62.82
6	18	2014	4	17	6996	8.79	46	79552	2707	4289	38.69	61.31
7	11	2014	6	17	6996	8.79	47	79552	2607	4389	37.26	62.74
7	10	2014	5	17	6995	8.79	48	79552	2545	4450	36.38	63.62
4	11	2014	6	17	6992	8.79	49	79552	2681	4311	38.34	61.66
6	26	2014	5	18	6981	8.78	50	79552	2563	4418	36.71	63.29
8	15	2014	6	18	6980	8.77	51	79552	2524	4456	36.16	63.84
7	2	2014	4	18	6979	8.77	52	79552	2581	4398	36.98	63.02
6	6	2014	6	18	6976	8.77	53	79552	2691	4285	38.58	61.42
9	25	2014	5	18	6975	8.77	54	79552	2567	4408	36.80	63.20
8	7	2014	5	17	6973	8.77	55	79552	2603	4370	37.33	62.67
7	22	2014	3	17	6970	8.76	56	79552	2550	4420	36.59	63.41
8	8	2014	6	18	6970	8.76	57	79552	2640	4330	37.88	62.12
5	13	2014	3	17	6968	8.76	58	79552	2533	4435	36.35	63.65
7	1	2014	3	17	6966	8.76	59	79552	2541	4425	36.48	63.52
5	22	2014	5	18	6965	8.76	60	79552	2683	4282	38.52	61.48
7	25	2014	6	18	6965	8.76	61	79552	2612	4353	37.50	62.50

MO	DY	YR	DAY OF WK	HR	HR VOL	PERCENT OF AADT	HOUR NUMBER	AADT	EAST VOLUME	WEST VOLUME	PERCENT EAST IS OF TOTAL VOLUME	PERCENT WEST IS OF TOTAL VOLUME
7	9	2014	4	18	6964	8.75	62	79552	2546	4418	36.56	63.44
8	20	2014	4	17	6964	8.75	63	79552	2673	4291	38.38	61.62
8	21	2014	5	17	6962	8.75	64	79552	2580	4382	37.06	62.94
9	12	2014	6	17	6961	8.75	65	79552	2794	4167	40.14	59.86
6	27	2014	6	17	6959	8.75	66	79552	2642	4317	37.97	62.03
5	27	2014	3	18	6958	8.75	67	79552	2586	4372	37.17	62.83
5	1	2014	5	17	6956	8.74	68	79552	2572	4384	36.98	63.02
6	3	2014	3	17	6955	8.74	69	79552	2493	4462	35.84	64.16
8	1	2014	6	17	6948	8.73	70	79552	2599	4349	37.41	62.59
8	28	2014	5	18	6948	8.73	71	79552	2503	4445	36.02	63.98
6	24	2014	3	18	6946	8.73	72	79552	2549	4397	36.70	63.30
7	17	2014	5	17	6946	8.73	73	79552	2582	4364	37.17	62.83
2	14	2014	6	17	6943	8.73	74	79552	2671	4272	38.47	61.53
7	17	2014	5	18	6943	8.73	75	79552	2591	4352	37.32	62.68
11	20	2014	5	17	6938	8.72	76	79552	2670	4268	38.48	61.52
2	19	2014	4	18	6935	8.72	77	79552	2264	4671	32.65	67.35
9	26	2014	6	17	6934	8.72	78	79552	2618	4316	37.76	62.24
5	16	2014	6	18	6933	8.72	79	79552	2658	4275	38.34	61.66
8	14	2014	5	17	6933	8.72	80	79552	2572	4361	37.10	62.90
6	25	2014	4	17	6932	8.71	81	79552	2617	4315	37.75	62.25
8	26	2014	3	17	6929	8.71	82	79552	2593	4336	37.42	62.58
7	24	2014	5	17	6924	8.70	83	79552	2750	4174	39.72	60.28
1	31	2014	6	17	6917	8.69	84	79552	2620	4297	37.88	62.12
6	6	2014	6	16	6916	8.69	85	79552	2673	4243	38.65	61.35
8	20	2014	4	18	6915	8.69	86	79552	2593	4322	37.50	62.50
7	30	2014	4	18	6913	8.69	87	79552	2568	4345	37.15	62.85
7	15	2014	3	18	6912	8.69	88	79552	2396	4516	34.66	65.34
9	12	2014	6	18	6908	8.68	89	79552	2654	4254	38.42	61.58
12	22	2014	2	17	6907	8.68	90	79552	2557	4350	37.02	62.98
9	17	2014	4	18	6905	8.68	91	79552	2409	4496	34.89	65.11
4	22	2014	3	17	6901	8.67	92	79552	2549	4352	36.94	63.06
7	3	2014	5	18	6901	8.67	93	79552	2552	4349	36.98	63.02
8	19	2014	3	17	6899	8.67	94	79552	2509	4390	36.37	63.63
7	22	2014	3	18	6898	8.67	95	79552	2565	4333	37.18	62.82
7	31	2014	5	18	6897	8.67	96	79552	2577	4320	37.36	62.64
12	17	2014	4	17	6895	8.67	97	79552	2664	4231	38.64	61.36
8	1	2014	6	18	6892	8.66	98	79552	2534	4358	36.77	63.23
11	27	2014	5	14	6892	8.66	99	79552	2857	4035	41.45	58.55
6	12	2014	5	18	6891	8.66	100	79552	2685	4206	38.96	61.04
11	19	2014	4	17	6891	8.66	101	79552	2470	4421	35.84	64.16
11	14	2014	6	18	6890	8.66	102	79552	2630	4260	38.17	61.83
7	2	2014	4	17	6889	8.66	103	79552	2544	4345	36.93	63.07
9	30	2014	3	18	6887	8.66	104	79552	2453	4434	35.62	64.38
11	27	2014	5	13	6885	8.65	105	79552	3161	3724	45.91	54.09
6	5	2014	5	17	6884	8.65	106	79552	2580	4304	37.48	62.52
8	22	2014	6	18	6884	8.65	107	79552	2602	4282	37.80	62.20
3	7	2014	6	17	6883	8.65	108	79552	2533	4350	36.80	63.20
9	11	2014	5	17	6882	8.65	109	79552	2649	4233	38.49	61.51

MO	DY	YR	DAY OF WK	HR	HR VOL	PERCENT OF AADT	HOUR NUMBER	AADT	EAST VOLUME	WEST VOLUME	PERCENT EAST IS OF TOTAL VOLUME	PERCENT WEST IS OF TOTAL VOLUME
1	24	2014	6	17	6881	8.65	110	79552	2694	4187	39.15	60.85
3	21	2014	6	18	6881	8.65	111	79552	2497	4384	36.29	63.71
5	29	2014	5	17	6879	8.65	112	79552	2629	4250	38.22	61.78
9	18	2014	5	18	6877	8.64	113	79552	2529	4348	36.77	63.23
6	19	2014	5	17	6876	8.64	114	79552	2664	4212	38.74	61.26
7	16	2014	4	18	6876	8.64	115	79552	2515	4361	36.58	63.42
7	31	2014	5	17	6875	8.64	116	79552	2504	4371	36.42	63.58
8	14	2014	5	18	6874	8.64	117	79552	2513	4361	36.56	63.44
9	24	2014	4	18	6874	8.64	118	79552	2550	4324	37.10	62.90
8	15	2014	6	16	6873	8.64	119	79552	2620	4253	38.12	61.88
4	18	2014	6	17	6869	8.63	120	79552	2634	4235	38.35	61.65
6	17	2014	3	17	6869	8.63	121	79552	2555	4314	37.20	62.80
12	17	2014	4	18	6868	8.63	122	79552	2652	4216	38.61	61.39
12	24	2014	4	16	6868	8.63	123	79552	2690	4178	39.17	60.83
7	9	2014	4	17	6867	8.63	124	79552	2618	4249	38.12	61.88
12	3	2014	4	17	6866	8.63	125	79552	2593	4273	37.77	62.23
5	28	2014	4	18	6863	8.63	126	79552	2530	4333	36.86	63.14
12	16	2014	3	17	6861	8.62	127	79552	2538	4323	36.99	63.01
1	17	2014	6	18	6859	8.62	128	79552	2483	4376	36.20	63.80
8	27	2014	4	17	6859	8.62	129	79552	2510	4349	36.59	63.41
9	3	2014	4	17	6859	8.62	130	79552	2571	4288	37.48	62.52
3	20	2014	5	18	6856	8.62	131	79552	2472	4384	36.06	63.94
8	6	2014	4	18	6856	8.62	132	79552	2507	4349	36.57	63.43
3	14	2014	6	17	6855	8.62	133	79552	2607	4248	38.03	61.97
7	24	2014	5	18	6855	8.62	134	79552	2578	4277	37.61	62.39
9	25	2014	5	17	6854	8.62	135	79552	2604	4250	37.99	62.01
2	13	2014	5	17	6848	8.61	136	79552	2520	4328	36.80	63.20
6	18	2014	4	18	6846	8.61	137	79552	2624	4222	38.33	61.67
7	3	2014	5	16	6845	8.60	138	79552	2537	4308	37.06	62.94
8	21	2014	5	18	6843	8.60	139	79552	2583	4260	37.75	62.25
4	9	2014	4	17	6842	8.60	140	79552	2489	4353	36.38	63.62
8	5	2014	3	18	6841	8.60	141	79552	2546	4295	37.22	62.78
11	13	2014	5	17	6839	8.60	142	79552	2488	4351	36.38	63.62
12	18	2014	5	17	6836	8.59	143	79552	2634	4202	38.53	61.47
9	16	2014	3	17	6835	8.59	144	79552	2608	4227	38.16	61.84
9	12	2014	6	16	6833	8.59	145	79552	2727	4106	39.91	60.09
12	30	2014	3	17	6833	8.59	146	79552	2561	4272	37.48	62.52
9	26	2014	6	18	6830	8.59	147	79552	2617	4213	38.32	61.68
8	12	2014	3	17	6826	8.58	148	79552	2549	4277	37.34	62.66
5	14	2014	4	17	6825	8.58	149	79552	2485	4340	36.41	63.59
8	5	2014	3	17	6822	8.58	150	79552	2472	4350	36.24	63.76
4	10	2014	5	18	6819	8.57	151	79552	2557	4262	37.50	62.50
12	15	2014	2	17	6819	8.57	152	79552	2522	4297	36.98	63.02
5	15	2014	5	18	6818	8.57	153	79552	2505	4313	36.74	63.26
5	30	2014	6	16	6818	8.57	154	79552	2732	4086	40.07	59.93
9	18	2014	5	17	6817	8.57	155	79552	2573	4244	37.74	62.26
3	13	2014	5	17	6816	8.57	156	79552	2531	4285	37.13	62.87
11	7	2014	6	18	6815	8.57	157	79552	2634	4181	38.65	61.35


MO	DY	YR	DAY OF WK	HR	HR VOL	PERCENT OF AADT	HOUR NUMBER	AADT	EAST VOLUME	WEST VOLUME	PERCENT EAST IS OF TOTAL VOLUME	PERCENT WEST IS OF TOTAL VOLUME
5	20	2014	3	18	6814	8.57	158	79552	2526	4288	37.07	62.93
6	11	2014	4	18	6813	8.56	159	79552	2497	4316	36.65	63.35
8	6	2014	4	17	6813	8.56	160	79552	2547	4266	37.38	62.62
2	21	2014	6	17	6811	8.56	161	79552	2477	4334	36.37	63.63
8	29	2014	6	17	6810	8.56	162	79552	2442	4368	35.86	64.14
5	21	2014	4	18	6808	8.56	163	79552	2579	4229	37.88	62.12
6	2	2014	2	17	6806	8.56	164	79552	2425	4381	35.63	64.37
6	25	2014	4	18	6804	8.55	165	79552	2505	4299	36.82	63.18
12	4	2014	5	17	6798	8.55	166	79552	2572	4226	37.83	62.17
5	28	2014	4	17	6797	8.54	167	79552	2495	4302	36.71	63.29
7	18	2014	6	17	6797	8.54	168	79552	2545	4252	37.44	62.56
5	20	2014	3	17	6792	8.54	169	79552	2496	4296	36.75	63.25
3	12	2014	4	17	6790	8.54	170	79552	2501	4289	36.83	63.17
5	27	2014	3	17	6789	8.53	171	79552	2480	4309	36.53	63.47
5	2	2014	6	17	6787	8.53	172	79552	2723	4064	40.12	59.88
6	9	2014	2	17	6787	8.53	173	79552	2443	4344	36.00	64.00
7	15	2014	3	17	6785	8.53	174	79552	2546	4239	37.52	62.48
11	18	2014	3	18	6785	8.53	175	79552	2432	4353	35.84	64.16
4	10	2014	5	17	6783	8.53	176	79552	2441	4342	35.99	64.01
7	11	2014	6	18	6783	8.53	177	79552	2623	4160	38.67	61.33
7	18	2014	6	18	6780	8.52	178	79552	2571	4209	37.92	62.08
9	11	2014	5	18	6780	8.52	179	79552	2440	4340	35.99	64.01
12	19	2014	6	18	6779	8.52	180	79552	2761	4018	40.73	59.27
4	11	2014	6	18	6778	8.52	181	79552	2602	4176	38.39	61.61
5	6	2014	3	17	6773	8.51	182	79552	2422	4351	35.76	64.24
9	15	2014	2	17	6773	8.51	183	79552	2518	4255	37.18	62.82
6	4	2014	4	18	6772	8.51	184	79552	2464	4308	36.39	63.61
8	26	2014	3	18	6770	8.51	185	79552	2519	4251	37.21	62.79
8	25	2014	2	17	6769	8.51	186	79552	2547	4222	37.63	62.37
7	8	2014	3	17	6768	8.51	187	79552	2497	4271	36.89	63.11
7	16	2014	4	17	6766	8.51	188	79552	2510	4256	37.10	62.90
9	17	2014	4	17	6764	8.50	189	79552	2501	4263	36.98	63.02
1	24	2014	6	18	6763	8.50	190	79552	2521	4242	37.28	62.72
12	2	2014	3	18	6762	8.50	191	79552	2426	4336	35.88	64.12
12	2	2014	3	17	6760	8.50	192	79552	2462	4298	36.42	63.58
11	19	2014	4	18	6755	8.49	193	79552	2499	4256	36.99	63.01
8	27	2014	4	18	6753	8.49	194	79552	2478	4275	36.69	63.31
9	10	2014	4	17	6752	8.49	195	79552	2477	4275	36.69	63.31
12	9	2014	3	17	6752	8.49	196	79552	2400	4352	35.55	64.45
3	28	2014	6	17	6749	8.48	197	79552	2484	4265	36.81	63.19
9	3	2014	4	18	6743	8.48	198	79552	2418	4325	35.86	64.14
5	19	2014	2	17	6737	8.47	199	79552	2440	4297	36.22	63.78
5	6	2014	3	18	6734	8.46	200	79552	2315	4419	34.38	65.62

**SR 005 MP 20.14 WOODLAND ADC SITE R045
K FOR PEAK 200 HOURS OF 2014**



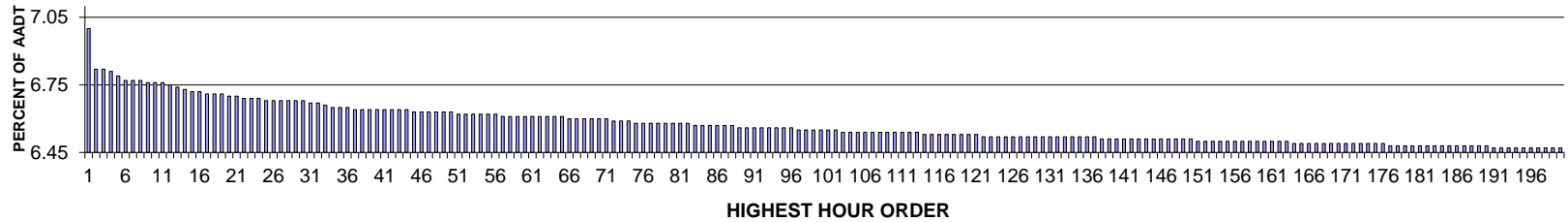
AADT= 0 K 30 FACTOR= 0.00 K 100 FACTOR= 0.00 K 200 FACTOR= 0.00 D 30 FACTOR= 0.00

**SR 005 MP 20.14 WOODLAND ADC SITE R045
D % IN THE PEAK 200 HOURS OF 2014**



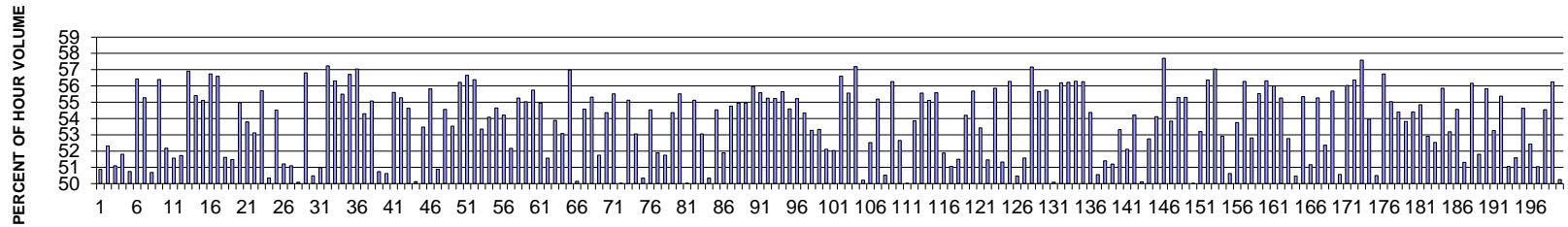
MO	DY	YR	DAY OF WK	HR	HR VOL	PERCENT OF AADT	HOUR NUMBER	AADT	NORTH VOLUME	SOUTH VOLUME	PERCENT NORTH IS OF TOTAL VOLUME	PERCENT SOUTH IS OF TOTAL VOLUME
----	----	----	-----------	----	--------	-----------------	-------------	------	--------------	--------------	----------------------------------	----------------------------------

SR 005 MP 168.84 N/O SR 520 I/C SEATTLE ADC SITE R046
K FOR PEAK 200 HOURS OF 2014



AADT= 203257 K 30 FACTOR= 6.68 K 100 FACTOR= 6.55 K 200 FACTOR= 6.47 D 30 FACTOR= 50.48

SR 005 MP 168.84 N/O SR 520 I/C SEATTLE ADC SITE R046
D % IN THE PEAK 200 HOURS OF 2014



MO	DY	YR	DAY OF WK	HR	HR VOL	PERCENT OF AADT	HOUR NUMBER	AADT	NORTH VOLUME	SOUTH VOLUME	PERCENT NORTH IS OF TOTAL VOLUME	PERCENT SOUTH IS OF TOTAL VOLUME
2	2	2014	1	15	14230	7.00	1	203257	7240	6990	50.88	49.12
9	28	2014	1	13	13866	6.82	2	203257	7253	6613	52.31	47.69
11	1	2014	7	14	13861	6.82	3	203257	7083	6778	51.10	48.90
12	6	2014	7	14	13846	6.81	4	203257	7173	6673	51.81	48.19
4	27	2014	1	14	13792	6.79	5	203257	6999	6793	50.75	49.25
2	27	2014	5	8	13761	6.77	6	203257	5995	7766	43.57	56.43
5	21	2014	4	8	13751	6.77	7	203257	6149	7602	44.72	55.28
11	22	2014	7	14	13751	6.77	8	203257	6970	6781	50.69	49.31
5	9	2014	6	8	13745	6.76	9	203257	5994	7751	43.61	56.39
4	6	2014	1	14	13740	6.76	10	203257	7169	6571	52.18	47.82
5	17	2014	7	14	13735	6.76	11	203257	7083	6652	51.57	48.43
2	2	2014	1	14	13728	6.75	12	203257	7101	6627	51.73	48.27
4	10	2014	5	8	13705	6.74	13	203257	5905	7800	43.09	56.91

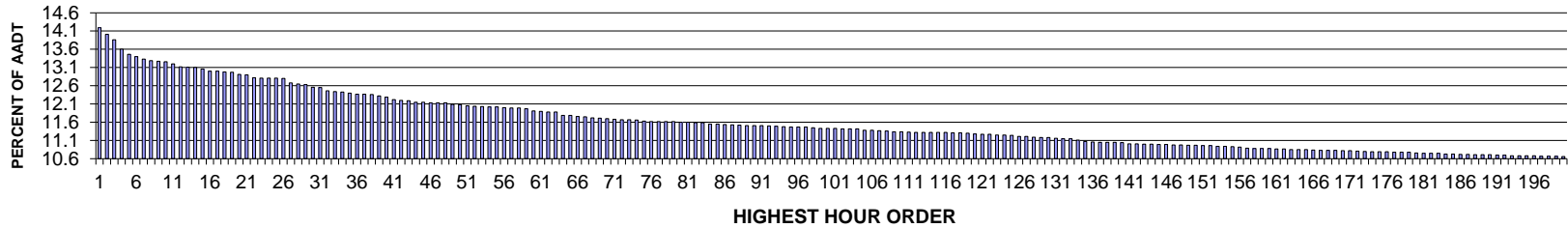
MO	DY	YR	DAY OF WK	HR	HR VOL	PERCENT OF AADT	HOUR NUMBER	AADT	NORTH VOLUME	SOUTH VOLUME	PERCENT NORTH IS OF TOTAL VOLUME	PERCENT SOUTH IS OF TOTAL VOLUME
5	22	2014	5	8	13681	6.73	14	203257	6101	7580	44.59	55.41
4	23	2014	4	8	13668	6.72	15	203257	6137	7531	44.90	55.10
4	8	2014	3	8	13656	6.72	16	203257	5907	7749	43.26	56.74
2	25	2014	3	8	13632	6.71	17	203257	5917	7715	43.41	56.59
4	26	2014	7	12	13630	6.71	18	203257	7035	6595	51.61	48.39
5	18	2014	1	14	13629	6.71	19	203257	7016	6613	51.48	48.52
2	26	2014	4	8	13624	6.70	20	203257	6135	7489	45.03	54.97
11	22	2014	7	13	13621	6.70	21	203257	7327	6294	53.79	46.21
12	6	2014	7	13	13608	6.69	22	203257	7228	6380	53.12	46.88
5	19	2014	2	8	13604	6.69	23	203257	6025	7579	44.29	55.71
4	26	2014	7	14	13599	6.69	24	203257	6847	6752	50.35	49.65
6	4	2014	4	8	13584	6.68	25	203257	6178	7406	45.48	54.52
6	15	2014	1	13	13580	6.68	26	203257	6954	6626	51.21	48.79
1	4	2014	7	14	13578	6.68	27	203257	6938	6640	51.10	48.90
5	24	2014	7	14	13576	6.68	28	203257	6800	6776	50.09	49.91
4	1	2014	3	8	13575	6.68	29	203257	5864	7711	43.20	56.80
12	13	2014	7	14	13575	6.68	30	203257	6853	6722	50.48	49.52
9	28	2014	1	14	13561	6.67	31	203257	6914	6647	50.98	49.02
4	11	2014	6	8	13551	6.67	32	203257	5796	7755	42.77	57.23
10	9	2014	5	8	13543	6.66	33	203257	5917	7626	43.69	56.31
5	1	2014	5	8	13516	6.65	34	203257	6015	7501	44.50	55.50
4	28	2014	2	8	13508	6.65	35	203257	5847	7661	43.29	56.71
4	3	2014	5	8	13507	6.65	36	203257	5802	7705	42.96	57.04
1	27	2014	2	16	13506	6.64	37	203257	7332	6174	54.29	45.71
6	3	2014	3	8	13505	6.64	38	203257	6067	7438	44.92	55.08
7	26	2014	7	12	13503	6.64	39	203257	6851	6652	50.74	49.26
4	12	2014	7	14	13502	6.64	40	203257	6835	6667	50.62	49.38
5	8	2014	5	8	13501	6.64	41	203257	5994	7507	44.40	55.60
5	13	2014	3	8	13501	6.64	42	203257	6038	7463	44.72	55.28
4	10	2014	5	9	13493	6.64	43	203257	6122	7371	45.37	54.63
10	12	2014	1	18	13491	6.64	44	203257	6728	6763	49.87	50.13
3	21	2014	6	12	13483	6.63	45	203257	6274	7209	46.53	53.47
9	19	2014	6	8	13482	6.63	46	203257	5957	7525	44.18	55.82
2	1	2014	7	14	13477	6.63	47	203257	6859	6618	50.89	49.11
5	7	2014	4	8	13476	6.63	48	203257	6124	7352	45.44	54.56
5	17	2014	7	13	13474	6.63	49	203257	7212	6262	53.53	46.47
6	10	2014	3	8	13471	6.63	50	203257	5897	7574	43.78	56.22
4	24	2014	5	8	13462	6.62	51	203257	5836	7626	43.35	56.65
4	9	2014	4	8	13461	6.62	52	203257	5872	7589	43.62	56.38
11	1	2014	7	13	13452	6.62	53	203257	7177	6275	53.35	46.65
1	14	2014	3	16	13448	6.62	54	203257	7273	6175	54.08	45.92
10	1	2014	4	8	13447	6.62	55	203257	6098	7349	45.35	54.65
1	21	2014	3	16	13446	6.62	56	203257	7289	6157	54.21	45.79
3	1	2014	7	12	13443	6.61	57	203257	7013	6430	52.17	47.83
9	3	2014	4	8	13443	6.61	58	203257	6014	7429	44.74	55.26
5	28	2014	4	8	13441	6.61	59	203257	6044	7397	44.97	55.03
2	28	2014	6	8	13435	6.61	60	203257	5946	7489	44.26	55.74
10	2	2014	5	8	13435	6.61	61	203257	6053	7382	45.05	54.95

MO	DY	YR	DAY OF WK	HR	HR VOL	PERCENT OF AADT	HOUR NUMBER	AADT	NORTH VOLUME	SOUTH VOLUME	PERCENT NORTH IS OF TOTAL VOLUME	PERCENT SOUTH IS OF TOTAL VOLUME
5	11	2014	1	13	13430	6.61	62	203257	6926	6504	51.57	48.43
3	30	2014	1	13	13428	6.61	63	203257	7235	6193	53.88	46.12
12	7	2014	1	14	13428	6.61	64	203257	7126	6302	53.07	46.93
4	25	2014	6	8	13426	6.61	65	203257	5777	7649	43.03	56.97
6	14	2014	7	15	13417	6.60	66	203257	6728	6689	50.15	49.85
3	31	2014	2	9	13415	6.60	67	203257	6094	7321	45.43	54.57
3	26	2014	4	8	13411	6.60	68	203257	5993	7418	44.69	55.31
12	13	2014	7	13	13411	6.60	69	203257	6940	6471	51.75	48.25
4	6	2014	1	13	13408	6.60	70	203257	7288	6120	54.36	45.64
9	5	2014	6	8	13407	6.60	71	203257	5965	7442	44.49	55.51
3	22	2014	7	14	13401	6.59	72	203257	6703	6698	50.02	49.98
5	20	2014	3	8	13401	6.59	73	203257	6014	7387	44.88	55.12
3	22	2014	7	13	13389	6.59	74	203257	7103	6286	53.05	46.95
4	26	2014	7	16	13384	6.58	75	203257	6647	6737	49.66	50.34
4	1	2014	3	9	13381	6.58	76	203257	6085	7296	45.47	54.53
5	4	2014	1	14	13381	6.58	77	203257	6944	6437	51.89	48.11
5	14	2014	4	8	13381	6.58	78	203257	6054	7327	45.24	54.76
10	8	2014	4	8	13381	6.58	79	203257	6028	7353	45.05	54.95
5	15	2014	5	8	13378	6.58	80	203257	6027	7351	45.05	54.95
2	11	2014	3	8	13375	6.58	81	203257	5889	7486	44.03	55.97
1	15	2014	4	8	13372	6.58	82	203257	5940	7432	44.42	55.58
10	16	2014	5	8	13359	6.57	83	203257	5978	7381	44.75	55.25
2	2	2014	6	8	13357	6.57	84	203257	5980	7377	44.77	55.23
5	12	2014	4	8	13356	6.57	85	203257	5924	7432	44.35	55.65
5	27	2014	3	8	13353	6.57	86	203257	6063	7290	45.41	54.59
5	6	2014	3	8	13350	6.57	87	203257	5978	7372	44.78	55.22
2	11	2014	3	9	13344	6.57	88	203257	6093	7251	45.66	54.34
4	26	2014	7	13	13342	6.56	89	203257	7107	6235	53.27	46.73
4	13	2014	1	13	13338	6.56	90	203257	7113	6225	53.33	46.67
4	27	2014	1	13	13332	6.56	91	203257	6947	6385	52.11	47.89
1	2	2014	5	16	13331	6.56	92	203257	6936	6395	52.03	47.97
3	7	2014	6	8	13326	6.56	93	203257	5784	7542	43.40	56.60
5	12	2014	2	8	13326	6.56	94	203257	5922	7404	44.44	55.56
7	2	2014	4	8	13325	6.56	95	203257	5706	7619	42.82	57.18
11	8	2014	7	14	13325	6.56	96	203257	6634	6691	49.79	50.21
9	17	2014	4	9	13318	6.55	97	203257	6324	6994	47.48	52.52
11	19	2014	4	8	13317	6.55	98	203257	5968	7349	44.81	55.19
7	27	2014	1	14	13315	6.55	99	203257	6727	6588	50.52	49.48
4	2	2014	4	8	13308	6.55	100	203257	5820	7488	43.73	56.27
2	1	2014	7	15	13304	6.55	101	203257	6300	7004	47.35	52.65
5	10	2014	7	14	13304	6.55	102	203257	6653	6651	50.01	49.99
12	7	2014	1	13	13303	6.54	103	203257	7165	6138	53.86	46.14
6	11	2014	4	8	13298	6.54	104	203257	5909	7389	44.44	55.56
9	17	2014	4	8	13298	6.54	105	203257	5970	7328	44.89	55.11
3	27	2014	5	8	13297	6.54	106	203257	5907	7390	44.42	55.58
9	27	2014	7	13	13297	6.54	107	203257	6899	6398	51.88	48.12
2	8	2014	7	14	13295	6.54	108	203257	6789	6506	51.06	48.94
12	21	2014	1	14	13294	6.54	109	203257	6846	6448	51.50	48.50

MO	DY	YR	DAY OF WK	HR	HR VOL	PERCENT OF AADT	HOUR NUMBER	AADT	NORTH VOLUME	SOUTH VOLUME	PERCENT NORTH IS OF TOTAL VOLUME	PERCENT SOUTH IS OF TOTAL VOLUME
5	16	2014	6	8	13287	6.54	110	203257	6085	7202	45.80	54.20
4	8	2014	3	9	13285	6.54	111	203257	5887	7398	44.31	55.69
12	13	2014	7	12	13284	6.54	112	203257	7097	6187	53.43	46.57
5	11	2014	1	12	13283	6.54	113	203257	6836	6447	51.46	48.54
3	20	2014	5	8	13278	6.53	114	203257	5861	7417	44.14	55.86
3	30	2014	1	14	13278	6.53	115	203257	6816	6462	51.33	48.67
4	21	2014	2	8	13276	6.53	116	203257	5804	7472	43.72	56.28
3	6	2014	5	15	13274	6.53	117	203257	6575	6699	49.53	50.47
9	27	2014	7	14	13273	6.53	118	203257	6846	6427	51.58	48.42
1	16	2014	5	8	13265	6.53	119	203257	5683	7582	42.84	57.16
2	27	2014	5	16	13264	6.53	120	203257	7383	5881	55.66	44.34
10	7	2014	3	8	13263	6.53	121	203257	5870	7393	44.26	55.74
4	5	2014	7	15	13262	6.52	122	203257	6619	6643	49.91	50.09
1	22	2014	4	8	13261	6.52	123	203257	5809	7452	43.81	56.19
2	6	2014	5	8	13260	6.52	124	203257	5805	7455	43.78	56.22
3	24	2014	2	8	13259	6.52	125	203257	5796	7463	43.71	56.29
9	9	2014	3	8	13259	6.52	126	203257	5799	7460	43.74	56.26
11	5	2014	4	8	13259	6.52	127	203257	6050	7209	45.63	54.37
3	15	2014	7	17	13258	6.52	128	203257	6703	6555	50.56	49.44
8	23	2014	7	12	13258	6.52	129	203257	6814	6444	51.40	48.60
7	3	2014	5	12	13257	6.52	130	203257	6470	6787	48.80	51.20
3	15	2014	7	13	13256	6.52	131	203257	7068	6188	53.32	46.68
2	27	2014	5	15	13254	6.52	132	203257	6347	6907	47.89	52.11
9	16	2014	3	9	13251	6.52	133	203257	6068	7183	45.79	54.21
6	15	2014	1	12	13250	6.52	134	203257	6611	6639	49.89	50.11
1	5	2014	1	14	13246	6.52	135	203257	6987	6259	52.75	47.25
9	23	2014	3	9	13246	6.52	136	203257	6079	7167	45.89	54.11
2	19	2014	4	8	13245	6.52	137	203257	5602	7643	42.30	57.70
6	26	2014	5	9	13242	6.51	138	203257	6113	7129	46.16	53.84
9	11	2014	5	8	13240	6.51	139	203257	5919	7321	44.71	55.29
6	5	2014	5	8	13236	6.51	140	203257	5916	7320	44.70	55.30
11	15	2014	7	14	13235	6.51	141	203257	6619	6616	50.01	49.99
10	4	2014	7	13	13233	6.51	142	203257	7040	6193	53.20	46.80
3	13	2014	5	8	13232	6.51	143	203257	5775	7457	43.64	56.36
6	24	2014	3	8	13232	6.51	144	203257	5685	7547	42.96	57.04
11	22	2014	7	12	13232	6.51	145	203257	7001	6231	52.91	47.09
1	10	2014	6	15	13229	6.51	146	203257	6696	6533	50.62	49.38
1	25	2014	7	14	13228	6.51	147	203257	7110	6118	53.75	46.25
4	15	2014	3	8	13228	6.51	148	203257	5783	7445	43.72	56.28
4	11	2014	6	12	13223	6.51	149	203257	6240	6983	47.19	52.81
9	23	2014	3	8	13223	6.51	150	203257	5882	7341	44.48	55.52
1	14	2014	3	8	13221	6.50	151	203257	5775	7446	43.68	56.32
4	4	2014	6	8	13221	6.50	152	203257	5817	7404	44.00	56.00
9	30	2014	3	8	13217	6.50	153	203257	5913	7304	44.74	55.26
5	8	2014	5	10	13214	6.50	154	203257	6241	6973	47.23	52.77
4	27	2014	1	17	13213	6.50	155	203257	6544	6669	49.53	50.47
9	10	2014	4	8	13212	6.50	156	203257	5901	7311	44.66	55.34
1	12	2014	1	14	13210	6.50	157	203257	6760	6450	51.17	48.83

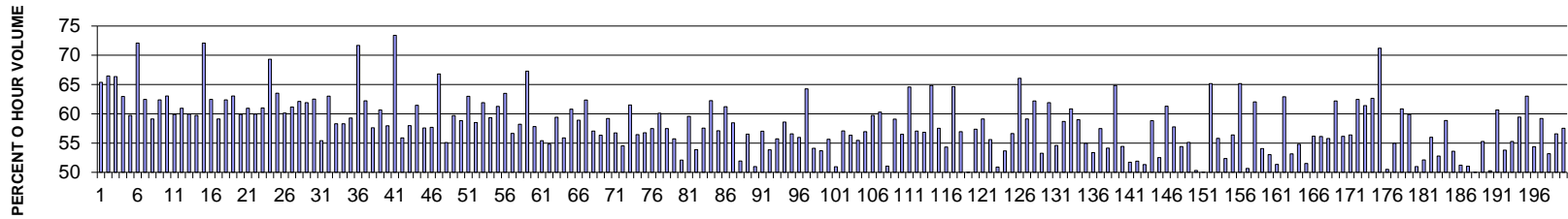
MO	DY	YR	DAY OF WK	HR	HR VOL	PERCENT OF AADT	HOUR NUMBER	AADT	NORTH VOLUME	SOUTH VOLUME	PERCENT NORTH IS OF TOTAL VOLUME	PERCENT SOUTH IS OF TOTAL VOLUME
5	30	2014	6	8	13210	6.50	158	203257	5909	7301	44.73	55.27
5	17	2014	7	12	13209	6.50	159	203257	6916	6293	52.36	47.64
2	28	2014	6	9	13208	6.50	160	203257	5853	7355	44.31	55.69
11	23	2014	1	17	13208	6.50	161	203257	6679	6529	50.57	49.43
1	30	2014	5	8	13205	6.50	162	203257	5806	7399	43.97	56.03
9	12	2014	6	8	13202	6.50	163	203257	5762	7440	43.64	56.36
4	7	2014	2	8	13201	6.49	164	203257	5600	7601	42.42	57.58
3	20	2014	5	9	13199	6.49	165	203257	6078	7121	46.05	53.95
6	14	2014	7	14	13199	6.49	166	203257	6665	6534	50.50	49.50
4	14	2014	2	8	13198	6.49	167	203257	5709	7489	43.26	56.74
11	24	2014	2	8	13198	6.49	168	203257	5934	7264	44.96	55.04
11	2	2014	1	13	13196	6.49	169	203257	7178	6018	54.40	45.60
10	14	2014	3	9	13195	6.49	170	203257	6094	7101	46.18	53.82
2	13	2014	5	8	13194	6.49	171	203257	6015	7179	45.59	54.41
4	23	2014	4	9	13194	6.49	172	203257	5957	7237	45.15	54.85
6	23	2014	2	16	13192	6.49	173	203257	6980	6212	52.91	47.09
12	23	2014	3	12	13192	6.49	174	203257	6262	6930	47.47	52.53
1	23	2014	5	8	13186	6.49	175	203257	5820	7366	44.14	55.86
11	26	2014	4	12	13182	6.49	176	203257	6170	7012	46.81	53.19
9	15	2014	2	8	13178	6.48	177	203257	5988	7190	45.44	54.56
10	26	2014	1	14	13175	6.48	178	203257	6760	6415	51.31	48.69
1	21	2014	3	9	13174	6.48	179	203257	5776	7398	43.84	56.16
3	15	2014	7	14	13174	6.48	180	203257	6825	6349	51.81	48.19
3	26	2014	4	9	13173	6.48	181	203257	5820	7353	44.18	55.82
1	3	2014	6	16	13172	6.48	182	203257	7015	6157	53.26	46.74
11	7	2014	6	8	13172	6.48	183	203257	5879	7293	44.63	55.37
8	16	2014	7	14	13171	6.48	184	203257	6724	6447	51.05	48.95
5	1	2014	5	15	13169	6.48	185	203257	6794	6375	51.59	48.41
1	6	2014	2	16	13167	6.48	186	203257	7193	5974	54.63	45.37
6	6	2014	6	12	13165	6.48	187	203257	6263	6902	47.57	52.43
10	11	2014	7	15	13164	6.48	188	203257	6445	6719	48.96	51.04
11	20	2014	5	8	13162	6.48	189	203257	5984	7178	45.46	54.54
1	9	2014	5	8	13161	6.48	190	203257	5758	7403	43.75	56.25
1	26	2014	1	14	13155	6.47	191	203257	6610	6545	50.25	49.75
8	21	2014	5	8	13154	6.47	192	203257	5567	7587	42.32	57.68
10	5	2014	1	14	13154	6.47	193	203257	6875	6279	52.27	47.73
4	5	2014	7	14	13150	6.47	194	203257	6435	6715	48.94	51.06
8	23	2014	7	14	13150	6.47	195	203257	6699	6451	50.94	49.06
6	6	2014	6	8	13149	6.47	196	203257	5906	7243	44.92	55.08
11	13	2014	5	8	13149	6.47	197	203257	5863	7286	44.59	55.41
1	28	2014	3	16	13148	6.47	198	203257	7096	6052	53.97	46.03
8	23	2014	7	11	13145	6.47	199	203257	6794	6351	51.69	48.31
10	4	2014	7	14	13143	6.47	200	203257	6591	6552	50.15	49.85

**SR 002 MP 104.84 DRYDEN ADC SITE R047E
K FOR PEAK 200 HOURS OF 2014**



AADT= 15444 K 30 FACTOR= 12.56 K 100 FACTOR= 11.43 K 200 FACTOR= 10.66 D 30 FACTOR= 62.50

**SR 002 MP 104.84 DRYDEN ADC SITE R047E
D % IN THE PEAK 200 HOURS OF 2014**



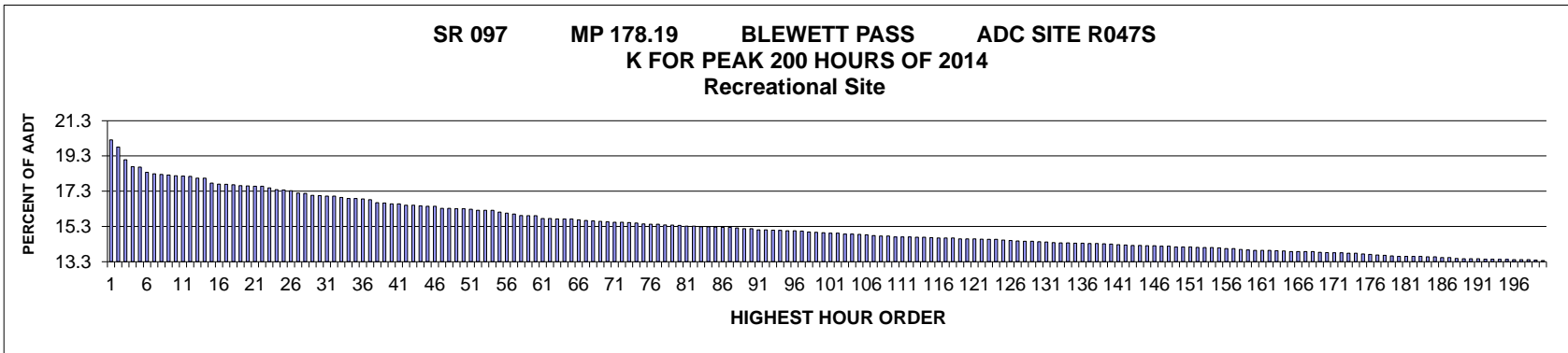
MO	DY	YR	DAY OF WK	HR	HR VOL	PERCENT OF AADT	HOUR NUMBER	AADT	EAST VOLUME	WEST VOLUME	PERCENT EAST IS OF TOTAL VOLUME	PERCENT WEST IS OF TOTAL VOLUME
7	6	2014	1	13	2192	14.19	1	15444	759	1433	34.63	65.37
7	6	2014	1	12	2164	14.01	2	15444	726	1438	33.55	66.45
5	23	2014	6	16	2140	13.86	3	15444	1420	720	66.36	33.64
8	29	2014	6	16	2100	13.60	4	15444	1322	778	62.95	37.05
6	22	2014	1	14	2079	13.46	5	15444	837	1242	40.26	59.74
5	26	2014	2	12	2070	13.40	6	15444	578	1492	27.92	72.08
6	20	2014	6	16	2059	13.33	7	15444	1286	773	62.46	37.54
8	22	2014	6	16	2053	13.29	8	15444	1214	839	59.13	40.87
10	10	2014	6	16	2049	13.27	9	15444	1278	771	62.37	37.63
8	10	2014	1	13	2048	13.26	10	15444	757	1291	36.96	63.04
6	29	2014	1	15	2039	13.20	11	15444	818	1221	40.12	59.88
8	10	2014	1	14	2026	13.12	12	15444	791	1235	39.04	60.96
6	29	2014	1	13	2025	13.11	13	15444	811	1214	40.05	59.95

MO	DY	YR	DAY OF WK	HR	HR VOL	PERCENT OF AADT	HOUR NUMBER	AADT	EAST VOLUME	WEST VOLUME	PERCENT EAST IS OF TOTAL VOLUME	PERCENT WEST IS OF TOTAL VOLUME
6	22	2014	1	13	2023	13.10	14	15444	789	1234	39.00	61.00
5	26	2014	2	13	2017	13.06	15	15444	619	1398	30.69	69.31
7	3	2014	5	16	2007	13.00	16	15444	1275	732	63.53	36.47
8	17	2014	1	13	2007	13.00	17	15444	800	1207	39.86	60.14
7	6	2014	1	14	2005	12.98	18	15444	779	1226	38.85	61.15
7	3	2014	5	17	2003	12.97	19	15444	1244	759	62.11	37.89
5	23	2014	6	17	1994	12.91	20	15444	1234	760	61.89	38.11
8	24	2014	1	15	1992	12.90	21	15444	747	1245	37.50	62.50
8	22	2014	6	17	1980	12.82	22	15444	1097	883	55.40	44.60
6	29	2014	1	14	1979	12.81	23	15444	732	1247	36.99	63.01
8	29	2014	6	17	1979	12.81	24	15444	1154	825	58.31	41.69
8	15	2014	6	16	1978	12.81	25	15444	1153	825	58.29	41.71
6	22	2014	1	15	1977	12.80	26	15444	805	1172	40.72	59.28
5	26	2014	2	14	1959	12.68	27	15444	555	1404	28.33	71.67
6	22	2014	1	12	1953	12.65	28	15444	738	1215	37.79	62.21
8	17	2014	1	16	1951	12.63	29	15444	827	1124	42.39	57.61
7	6	2014	1	15	1939	12.56	30	15444	763	1176	39.35	60.65
8	8	2014	6	16	1938	12.55	31	15444	1123	815	57.95	42.05
5	26	2014	2	11	1925	12.46	32	15444	512	1413	26.60	73.40
10	3	2014	6	16	1922	12.44	33	15444	1074	848	55.88	44.12
8	17	2014	1	14	1920	12.43	34	15444	807	1113	42.03	57.97
8	24	2014	1	14	1915	12.40	35	15444	738	1177	38.54	61.46
6	20	2014	6	17	1910	12.37	36	15444	1100	810	57.59	42.41
8	8	2014	6	17	1910	12.37	37	15444	1102	808	57.70	42.30
9	1	2014	2	12	1909	12.36	38	15444	634	1275	33.21	66.79
10	10	2014	6	17	1902	12.32	39	15444	1048	854	55.10	44.90
7	3	2014	5	14	1898	12.29	40	15444	1133	765	59.69	40.31
6	27	2014	6	16	1887	12.22	41	15444	1110	777	58.82	41.18
9	1	2014	2	13	1884	12.20	42	15444	697	1187	37.00	63.00
8	10	2014	1	16	1882	12.19	43	15444	781	1101	41.50	58.50
6	6	2014	6	16	1877	12.15	44	15444	1162	715	61.91	38.09
8	29	2014	6	15	1876	12.15	45	15444	1113	763	59.33	40.67
7	3	2014	5	15	1874	12.13	46	15444	1148	726	61.26	38.74
5	23	2014	6	18	1873	12.13	47	15444	1189	684	63.48	36.52
8	17	2014	1	15	1873	12.13	48	15444	812	1061	43.35	56.65
6	20	2014	6	15	1867	12.09	49	15444	1087	780	58.22	41.78
7	6	2014	1	11	1865	12.08	50	15444	610	1255	32.71	67.29
8	10	2014	1	15	1861	12.05	51	15444	785	1076	42.18	57.82
8	15	2014	6	15	1859	12.04	52	15444	1030	829	55.41	44.59
10	3	2014	6	17	1858	12.03	53	15444	1019	839	54.84	45.16
7	13	2014	1	13	1857	12.02	54	15444	754	1103	40.60	59.40
10	10	2014	6	18	1857	12.02	55	15444	1038	819	55.90	44.10
9	19	2014	6	16	1854	12.00	56	15444	1127	727	60.79	39.21
7	3	2014	5	18	1852	11.99	57	15444	1091	761	58.91	41.09
8	10	2014	1	12	1851	11.99	58	15444	697	1154	37.66	62.34
8	8	2014	6	15	1849	11.97	59	15444	1055	794	57.06	42.94
8	22	2014	6	15	1839	11.91	60	15444	1036	803	56.33	43.67
10	10	2014	6	15	1838	11.90	61	15444	1088	750	59.19	40.81

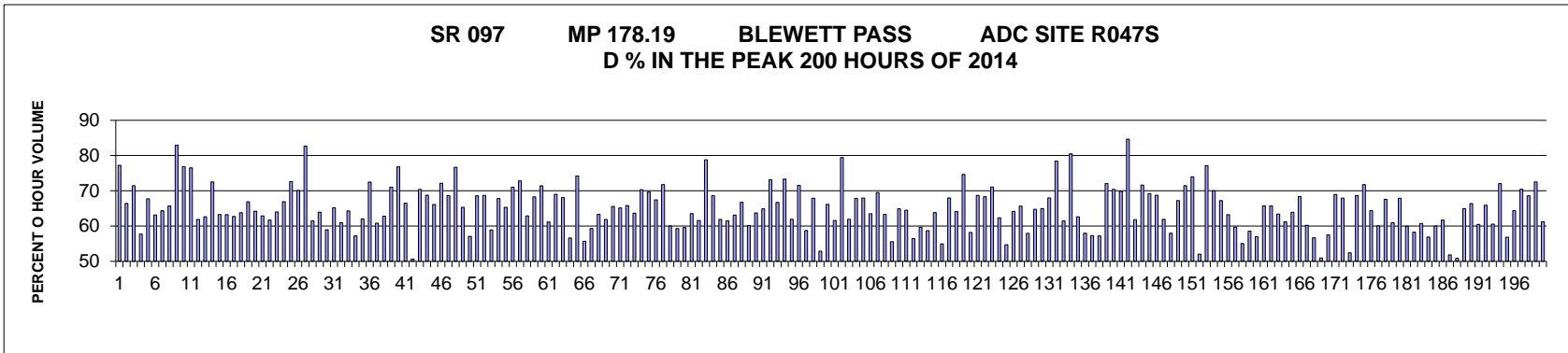
MO	DY	YR	DAY OF WK	HR	HR VOL	PERCENT OF AADT	HOUR NUMBER	AADT	EAST VOLUME	WEST VOLUME	PERCENT EAST IS OF TOTAL VOLUME	PERCENT WEST IS OF TOTAL VOLUME
6	20	2014	6	18	1835	11.88	62	15444	1041	794	56.73	43.27
9	12	2014	6	17	1835	11.88	63	15444	1001	834	54.55	45.45
6	29	2014	1	12	1821	11.79	64	15444	701	1120	38.50	61.50
8	30	2014	7	13	1821	11.79	65	15444	1028	793	56.45	43.55
7	27	2014	1	13	1816	11.76	66	15444	785	1031	43.23	56.77
8	29	2014	6	18	1815	11.75	67	15444	1043	772	57.47	42.53
8	29	2014	6	14	1810	11.72	68	15444	1088	722	60.11	39.89
6	29	2014	1	16	1808	11.71	69	15444	769	1039	42.53	57.47
8	30	2014	7	12	1807	11.70	70	15444	1007	800	55.73	44.27
9	19	2014	6	17	1804	11.68	71	15444	940	864	52.11	47.89
7	27	2014	1	14	1803	11.67	72	15444	729	1074	40.43	59.57
8	15	2014	6	14	1802	11.67	73	15444	971	831	53.88	46.12
7	25	2014	6	15	1800	11.66	74	15444	1036	764	57.56	42.44
8	24	2014	1	13	1796	11.63	75	15444	678	1118	37.75	62.25
8	1	2014	6	15	1795	11.62	76	15444	1025	770	57.10	42.90
6	15	2014	1	13	1794	11.62	77	15444	696	1098	38.80	61.20
8	3	2014	1	15	1794	11.62	78	15444	745	1049	41.53	58.47
10	17	2014	6	17	1794	11.62	79	15444	932	862	51.95	48.05
9	5	2014	6	16	1792	11.60	80	15444	1013	779	56.53	43.47
8	9	2014	7	12	1791	11.60	81	15444	878	913	49.02	50.98
6	15	2014	1	14	1790	11.59	82	15444	769	1021	42.96	57.04
9	5	2014	6	17	1790	11.59	83	15444	964	826	53.85	46.15
6	27	2014	6	15	1784	11.55	84	15444	994	790	55.72	44.28
9	12	2014	6	16	1784	11.55	85	15444	1045	739	58.58	41.42
7	11	2014	6	15	1782	11.54	86	15444	1008	774	56.57	43.43
8	17	2014	1	17	1781	11.53	87	15444	784	997	44.02	55.98
5	23	2014	6	15	1779	11.52	88	15444	1143	636	64.25	35.75
8	22	2014	6	14	1778	11.51	89	15444	962	816	54.11	45.89
7	11	2014	6	17	1777	11.51	90	15444	954	823	53.69	46.31
8	3	2014	1	13	1777	11.51	91	15444	788	989	44.34	55.66
8	9	2014	7	13	1776	11.50	92	15444	905	871	50.96	49.04
6	20	2014	6	14	1775	11.49	93	15444	1013	762	57.07	42.93
7	25	2014	6	16	1773	11.48	94	15444	999	774	56.35	43.65
7	25	2014	6	17	1772	11.47	95	15444	983	789	55.47	44.53
9	26	2014	6	16	1772	11.47	96	15444	1009	763	56.94	43.06
6	6	2014	6	17	1771	11.47	97	15444	1058	713	59.74	40.26
8	17	2014	1	12	1768	11.45	98	15444	702	1066	39.71	60.29
10	3	2014	6	18	1766	11.43	99	15444	902	864	51.08	48.92
6	22	2014	1	16	1765	11.43	100	15444	722	1043	40.91	59.09
6	27	2014	6	17	1765	11.43	101	15444	997	768	56.49	43.51
5	26	2014	2	16	1764	11.42	102	15444	625	1139	35.43	64.57
8	1	2014	6	17	1763	11.42	103	15444	1006	757	57.06	42.94
8	15	2014	6	17	1763	11.42	104	15444	1002	761	56.83	43.17
5	23	2014	6	14	1757	11.38	105	15444	1139	618	64.83	35.17
9	19	2014	6	15	1757	11.38	106	15444	1011	746	57.54	42.46
8	29	2014	6	13	1756	11.37	107	15444	954	802	54.33	45.67
5	24	2014	7	13	1755	11.36	108	15444	1134	621	64.62	35.38
6	13	2014	6	16	1751	11.34	109	15444	997	754	56.94	43.06

MO	DY	YR	DAY OF WK	HR	HR VOL	PERCENT OF AADT	HOUR NUMBER	AADT	EAST VOLUME	WEST VOLUME	PERCENT EAST IS OF TOTAL VOLUME	PERCENT WEST IS OF TOTAL VOLUME
7	5	2014	7	13	1751	11.34	110	15444	875	876	49.97	50.03
7	27	2014	1	15	1750	11.33	111	15444	746	1004	42.63	57.37
8	1	2014	6	16	1749	11.32	112	15444	1034	715	59.12	40.88
6	27	2014	6	18	1748	11.32	113	15444	972	776	55.61	44.39
8	8	2014	6	13	1748	11.32	114	15444	858	890	49.08	50.92
8	10	2014	1	17	1748	11.32	115	15444	810	938	46.34	53.66
9	26	2014	6	17	1748	11.32	116	15444	990	758	56.64	43.36
8	24	2014	1	12	1747	11.31	117	15444	593	1154	33.94	66.06
7	3	2014	5	13	1746	11.31	118	15444	1032	714	59.11	40.89
6	8	2014	1	13	1745	11.30	119	15444	660	1085	37.82	62.18
8	31	2014	1	13	1742	11.28	120	15444	814	928	46.73	53.27
5	23	2014	6	13	1740	11.27	121	15444	1077	663	61.90	38.10
8	8	2014	6	18	1740	11.27	122	15444	950	790	54.60	45.40
8	30	2014	7	16	1738	11.25	123	15444	1020	718	58.69	41.31
9	1	2014	2	14	1737	11.25	124	15444	680	1057	39.15	60.85
7	6	2014	1	17	1736	11.24	125	15444	712	1024	41.01	58.99
7	13	2014	1	16	1732	11.21	126	15444	780	952	45.03	54.97
7	5	2014	7	15	1731	11.21	127	15444	807	924	46.62	53.38
5	16	2014	6	16	1728	11.19	128	15444	993	735	57.47	42.53
10	17	2014	6	16	1727	11.18	129	15444	935	792	54.14	45.86
10	19	2014	1	14	1726	11.18	130	15444	607	1119	35.17	64.83
8	31	2014	1	14	1723	11.16	131	15444	785	938	45.56	54.44
7	11	2014	6	14	1722	11.15	132	15444	891	831	51.74	48.26
8	8	2014	6	14	1722	11.15	133	15444	894	828	51.92	48.08
12	26	2014	6	15	1716	11.11	134	15444	881	835	51.34	48.66
6	20	2014	6	13	1710	11.07	135	15444	1006	704	58.83	41.17
8	1	2014	6	14	1708	11.06	136	15444	897	811	52.52	47.48
5	2	2014	6	16	1707	11.05	137	15444	1046	661	61.28	38.72
6	15	2014	1	16	1707	11.05	138	15444	721	986	42.24	57.76
7	11	2014	6	16	1706	11.05	139	15444	928	778	54.40	45.60
12	26	2014	6	16	1705	11.04	140	15444	940	765	55.13	44.87
8	9	2014	7	14	1701	11.01	141	15444	856	845	50.32	49.68
8	8	2014	6	12	1700	11.01	142	15444	851	849	50.06	49.94
5	26	2014	2	15	1699	11.00	143	15444	592	1107	34.84	65.16
6	21	2014	7	13	1699	11.00	144	15444	948	751	55.80	44.20
7	5	2014	7	14	1698	10.99	145	15444	809	889	47.64	52.36
7	20	2014	1	13	1697	10.99	146	15444	740	957	43.61	56.39
5	23	2014	6	19	1696	10.98	147	15444	1105	591	65.15	34.85
8	16	2014	7	13	1695	10.98	148	15444	836	859	49.32	50.68
7	13	2014	1	12	1694	10.97	149	15444	643	1051	37.96	62.04
8	2	2014	7	13	1694	10.97	150	15444	916	778	54.07	45.93
8	22	2014	6	18	1693	10.96	151	15444	898	795	53.04	46.96
8	15	2014	6	13	1692	10.96	152	15444	869	823	51.36	48.64
5	24	2014	7	12	1690	10.94	153	15444	1063	627	62.90	37.10
8	1	2014	6	13	1689	10.94	154	15444	898	791	53.17	46.83
10	10	2014	6	14	1688	10.93	155	15444	925	763	54.80	45.20
8	16	2014	7	12	1687	10.92	156	15444	818	869	48.49	51.51
8	21	2014	5	16	1682	10.89	157	15444	945	737	56.18	43.82

MO	DY	YR	DAY OF WK	HR	HR VOL	PERCENT OF AADT	HOUR NUMBER	AADT	EAST VOLUME	WEST VOLUME	PERCENT EAST IS OF TOTAL VOLUME	PERCENT WEST IS OF TOTAL VOLUME
6	29	2014	1	17	1680	10.88	158	15444	737	943	43.87	56.13
8	1	2014	6	18	1680	10.88	159	15444	937	743	55.77	44.23
8	29	2014	6	19	1680	10.88	160	15444	1045	635	62.20	37.80
8	24	2014	1	16	1679	10.87	161	15444	736	943	43.84	56.16
8	3	2014	1	14	1678	10.87	162	15444	732	946	43.62	56.38
6	15	2014	1	15	1676	10.85	163	15444	629	1047	37.53	62.47
7	6	2014	1	16	1676	10.85	164	15444	647	1029	38.60	61.40
9	7	2014	1	13	1676	10.85	165	15444	626	1050	37.35	62.65
9	1	2014	2	11	1674	10.84	166	15444	482	1192	28.79	71.21
8	22	2014	6	13	1673	10.83	167	15444	828	845	49.49	50.51
5	25	2014	1	16	1672	10.83	168	15444	753	919	45.04	54.96
7	4	2014	6	13	1672	10.83	169	15444	1017	655	60.83	39.17
6	15	2014	1	12	1671	10.82	170	15444	670	1001	40.10	59.90
8	22	2014	6	12	1671	10.82	171	15444	819	852	49.01	50.99
9	1	2014	2	17	1669	10.81	172	15444	799	870	47.87	52.13
7	18	2014	6	17	1668	10.80	173	15444	934	734	56.00	44.00
8	3	2014	1	17	1667	10.79	174	15444	787	880	47.21	52.79
10	5	2014	1	13	1667	10.79	175	15444	686	981	41.15	58.85
9	20	2014	7	14	1666	10.79	176	15444	773	893	46.40	53.60
6	28	2014	7	14	1665	10.78	177	15444	853	812	51.23	48.77
9	1	2014	2	16	1665	10.78	178	15444	815	850	48.95	51.05
9	20	2014	7	13	1665	10.78	179	15444	833	832	50.03	49.97
8	30	2014	7	15	1662	10.76	180	15444	919	743	55.29	44.71
6	28	2014	7	15	1661	10.75	181	15444	826	835	49.73	50.27
7	13	2014	1	14	1660	10.75	182	15444	653	1007	39.34	60.66
9	19	2014	6	18	1660	10.75	183	15444	893	767	53.80	46.20
6	28	2014	7	12	1657	10.73	184	15444	916	741	55.28	44.72
9	14	2014	1	13	1657	10.73	185	15444	672	985	40.56	59.44
6	8	2014	1	14	1655	10.72	186	15444	612	1043	36.98	63.02
7	5	2014	7	16	1655	10.72	187	15444	755	900	45.62	54.38
5	30	2014	6	16	1654	10.71	188	15444	979	675	59.19	40.81
6	21	2014	7	12	1654	10.71	189	15444	880	774	53.20	46.80
11	26	2014	4	16	1654	10.71	190	15444	936	718	56.59	43.41
6	13	2014	6	17	1653	10.70	191	15444	951	702	57.53	42.47
9	28	2014	1	13	1652	10.70	192	15444	665	987	40.25	59.75
6	22	2014	1	17	1650	10.68	193	15444	725	925	43.94	56.06
7	18	2014	6	15	1650	10.68	194	15444	965	685	58.48	41.52
7	27	2014	1	16	1650	10.68	195	15444	726	924	44.00	56.00
12	26	2014	6	14	1650	10.68	196	15444	889	761	53.88	46.12
5	16	2014	6	17	1648	10.67	197	15444	925	723	56.13	43.87
6	26	2014	5	16	1648	10.67	198	15444	909	739	55.16	44.84
8	9	2014	7	15	1648	10.67	199	15444	864	784	52.43	47.57
7	27	2014	1	12	1647	10.66	200	15444	644	1003	39.10	60.90



AADT= 5671 K 30 FACTOR= 17.05 K 100 FACTOR= 14.95 K 200 FACTOR= 13.37 D 100 FACTOR= 66.16



MO	DY	YR	DAY OF WK	HR	HR VOL	PERCENT OF AADT	HOUR NUMBER	AADT	NORTH VOLUME	SOUTH VOLUME	PERCENT NORTH IS OF TOTAL VOLUME	PERCENT SOUTH IS OF TOTAL VOLUME
7	6	2014	1	12	1146	20.21	1	5671	261	885	22.77	77.23
8	24	2014	1	15	1123	19.80	2	5671	377	746	33.57	66.43
7	6	2014	1	13	1082	19.08	3	5671	309	773	28.56	71.44
7	27	2014	1	13	1060	18.69	4	5671	448	612	42.26	57.74
8	10	2014	1	14	1059	18.67	5	5671	342	717	32.29	67.71
7	18	2014	6	14	1042	18.37	6	5671	658	384	63.15	36.85
7	27	2014	1	14	1037	18.29	7	5671	370	667	35.68	64.32
7	18	2014	6	15	1035	18.25	8	5671	680	355	65.70	34.30
5	26	2014	2	12	1033	18.22	9	5671	176	857	17.04	82.96
5	26	2014	2	14	1031	18.18	10	5671	239	792	23.18	76.82
5	26	2014	2	13	1030	18.16	11	5671	242	788	23.50	76.50
8	17	2014	1	13	1029	18.14	12	5671	392	637	38.10	61.90
6	29	2014	1	15	1023	18.04	13	5671	382	641	37.34	62.66

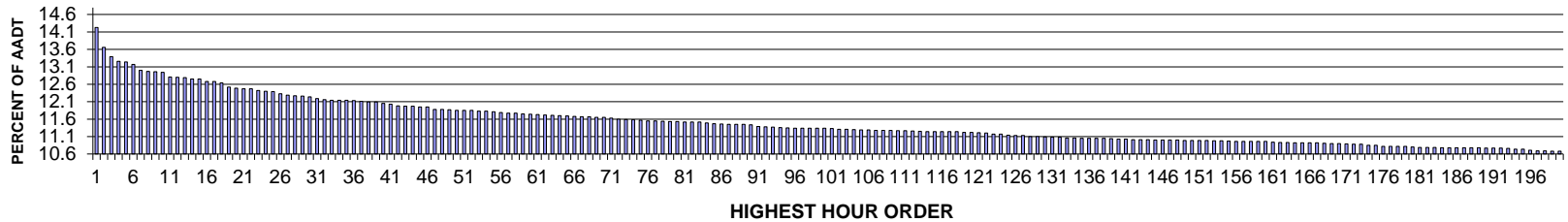
MO	DY	YR	DAY OF WK	HR	HR VOL	PERCENT OF AADT	HOUR NUMBER	AADT	NORTH VOLUME	SOUTH VOLUME	PERCENT NORTH IS OF TOTAL VOLUME	PERCENT SOUTH IS OF TOTAL VOLUME
8	10	2014	1	12	1023	18.04	14	5671	281	742	27.47	72.53
8	17	2014	1	14	1007	17.76	15	5671	370	637	36.74	63.26
8	10	2014	1	15	1004	17.70	16	5671	369	635	36.75	63.25
7	18	2014	6	13	1003	17.69	17	5671	629	374	62.71	37.29
7	20	2014	1	13	1002	17.67	18	5671	363	639	36.23	63.77
7	6	2014	1	14	999	17.62	19	5671	331	668	33.13	66.87
7	6	2014	1	15	998	17.60	20	5671	357	641	35.77	64.23
6	29	2014	1	13	997	17.58	21	5671	370	627	37.11	62.89
7	20	2014	1	15	997	17.58	22	5671	382	615	38.31	61.69
7	27	2014	1	15	992	17.49	23	5671	357	635	35.99	64.01
8	10	2014	1	13	986	17.39	24	5671	326	660	33.06	66.94
5	26	2014	2	15	985	17.37	25	5671	270	715	27.41	72.59
7	18	2014	6	16	983	17.33	26	5671	689	294	70.09	29.91
5	26	2014	2	11	975	17.19	27	5671	169	806	17.33	82.67
7	13	2014	1	13	974	17.18	28	5671	375	599	38.50	61.50
7	27	2014	1	12	968	17.07	29	5671	349	619	36.05	63.95
8	24	2014	1	14	967	17.05	30	5671	397	570	41.05	58.95
6	22	2014	1	13	965	17.02	31	5671	336	629	34.82	65.18
8	10	2014	1	16	965	17.02	32	5671	377	588	39.07	60.93
6	22	2014	1	14	961	16.95	33	5671	343	618	35.69	64.31
8	3	2014	1	13	958	16.89	34	5671	410	548	42.80	57.20
8	24	2014	1	16	958	16.89	35	5671	364	594	38.00	62.00
9	1	2014	2	12	956	16.86	36	5671	263	693	27.51	72.49
8	17	2014	1	16	954	16.82	37	5671	374	580	39.20	60.80
6	22	2014	1	15	944	16.65	38	5671	351	593	37.18	62.82
7	6	2014	1	11	943	16.63	39	5671	273	670	28.95	71.05
5	23	2014	6	16	940	16.58	40	5671	722	218	76.81	23.19
7	18	2014	6	17	940	16.58	41	5671	625	315	66.49	33.51
7	18	2014	6	12	936	16.51	42	5671	474	462	50.64	49.36
9	1	2014	2	13	936	16.51	43	5671	277	659	29.59	70.41
6	22	2014	1	12	934	16.47	44	5671	292	642	31.26	68.74
5	26	2014	2	16	933	16.45	45	5671	316	617	33.87	66.13
10	19	2014	1	15	933	16.45	46	5671	260	673	27.87	72.13
10	10	2014	6	15	926	16.33	47	5671	636	290	68.68	31.32
10	19	2014	1	14	926	16.33	48	5671	216	710	23.33	76.67
6	29	2014	1	14	925	16.31	49	5671	321	604	34.70	65.30
7	20	2014	1	16	925	16.31	50	5671	397	528	42.92	57.08
10	12	2014	1	13	923	16.28	51	5671	290	633	31.42	68.58
7	6	2014	1	16	920	16.22	52	5671	288	632	31.30	68.70
8	17	2014	1	15	920	16.22	53	5671	378	542	41.09	58.91
8	24	2014	1	13	920	16.22	54	5671	296	624	32.17	67.83
7	27	2014	1	16	914	16.12	55	5671	317	597	34.68	65.32
10	10	2014	6	18	911	16.06	56	5671	647	264	71.02	28.98
8	24	2014	1	12	908	16.01	57	5671	247	661	27.20	72.80
7	20	2014	1	14	903	15.92	58	5671	335	568	37.10	62.90
7	18	2014	6	18	902	15.91	59	5671	616	286	68.29	31.71
10	10	2014	6	16	902	15.91	60	5671	644	258	71.40	28.60
7	25	2014	6	17	893	15.75	61	5671	546	347	61.14	38.86

MO	DY	YR	DAY OF WK	HR	HR VOL	PERCENT OF AADT	HOUR NUMBER	AADT	NORTH VOLUME	SOUTH VOLUME	PERCENT NORTH IS OF TOTAL VOLUME	PERCENT SOUTH IS OF TOTAL VOLUME
10	10	2014	6	17	893	15.75	62	5671	616	277	68.98	31.02
7	25	2014	6	16	892	15.73	63	5671	607	285	68.05	31.95
8	3	2014	1	15	892	15.73	64	5671	387	505	43.39	56.61
10	12	2014	1	12	892	15.73	65	5671	230	662	25.78	74.22
8	3	2014	1	14	889	15.68	66	5671	394	495	44.32	55.68
12	26	2014	6	15	887	15.64	67	5671	526	361	59.30	40.70
8	3	2014	1	12	886	15.62	68	5671	325	561	36.68	63.32
7	27	2014	1	17	884	15.59	69	5671	337	547	38.12	61.88
8	17	2014	1	12	883	15.57	70	5671	304	579	34.43	65.57
6	20	2014	6	14	881	15.54	71	5671	574	307	65.15	34.85
7	6	2014	1	17	881	15.54	72	5671	301	580	34.17	65.83
12	26	2014	6	14	880	15.52	73	5671	560	320	63.64	36.36
10	5	2014	1	13	879	15.50	74	5671	261	618	29.69	70.31
6	20	2014	6	16	876	15.45	75	5671	610	266	69.63	30.37
6	29	2014	1	12	875	15.43	76	5671	285	590	32.57	67.43
10	5	2014	1	14	875	15.43	77	5671	247	628	28.23	71.77
8	10	2014	1	17	873	15.39	78	5671	349	524	39.98	60.02
8	15	2014	6	15	872	15.38	79	5671	517	355	59.29	40.71
8	3	2014	1	16	871	15.36	80	5671	352	519	40.41	59.59
6	15	2014	1	16	869	15.32	81	5671	317	552	36.48	63.52
6	29	2014	1	16	869	15.32	82	5671	334	535	38.43	61.57
5	24	2014	7	13	867	15.29	83	5671	683	184	78.78	21.22
7	3	2014	5	16	867	15.29	84	5671	595	272	68.63	31.37
7	20	2014	1	12	866	15.27	85	5671	330	536	38.11	61.89
7	17	2014	5	16	865	15.25	86	5671	532	333	61.50	38.50
8	17	2014	1	17	865	15.25	87	5671	319	546	36.88	63.12
7	13	2014	1	12	863	15.22	88	5671	287	576	33.26	66.74
6	20	2014	6	15	861	15.18	89	5671	518	343	60.16	39.84
6	22	2014	1	16	861	15.18	90	5671	312	549	36.24	63.76
8	8	2014	6	17	857	15.11	91	5671	556	301	64.88	35.12
10	5	2014	1	12	857	15.11	92	5671	230	627	26.84	73.16
8	8	2014	6	16	856	15.09	93	5671	571	285	66.71	33.29
5	23	2014	6	17	855	15.08	94	5671	627	228	73.33	26.67
8	1	2014	6	15	854	15.06	95	5671	529	325	61.94	38.06
10	19	2014	1	16	854	15.06	96	5671	243	611	28.45	71.55
7	25	2014	6	15	853	15.04	97	5671	501	352	58.73	41.27
10	10	2014	6	14	850	14.99	98	5671	577	273	67.88	32.12
8	9	2014	7	12	849	14.97	99	5671	449	400	52.89	47.11
6	15	2014	1	15	848	14.95	100	5671	287	561	33.84	66.16
7	17	2014	5	14	846	14.92	101	5671	521	325	61.58	38.42
10	12	2014	1	11	846	14.92	102	5671	174	672	20.57	79.43
7	13	2014	1	15	843	14.87	103	5671	321	522	38.08	61.92
8	29	2014	6	17	843	14.87	104	5671	572	271	67.85	32.15
10	5	2014	1	15	842	14.85	105	5671	270	572	32.07	67.93
6	22	2014	1	17	841	14.83	106	5671	307	534	36.50	63.50
7	3	2014	5	18	839	14.79	107	5671	583	256	69.49	30.51
6	15	2014	1	13	837	14.76	108	5671	307	530	36.68	63.32
7	25	2014	6	14	837	14.76	109	5671	465	372	55.56	44.44

MO	DY	YR	DAY OF WK	HR	HR VOL	PERCENT OF AADT	HOUR NUMBER	AADT	NORTH VOLUME	SOUTH VOLUME	PERCENT NORTH IS OF TOTAL VOLUME	PERCENT SOUTH IS OF TOTAL VOLUME
6	15	2014	1	12	834	14.71	110	5671	293	541	35.13	64.87
7	13	2014	1	14	834	14.71	111	5671	296	538	35.49	64.51
7	20	2014	1	17	834	14.71	112	5671	363	471	43.53	56.47
7	25	2014	6	13	833	14.69	113	5671	497	336	59.66	40.34
7	26	2014	7	12	833	14.69	114	5671	489	344	58.70	41.30
10	12	2014	1	14	832	14.67	115	5671	301	531	36.18	63.82
8	16	2014	7	12	831	14.65	116	5671	457	374	54.99	45.01
10	3	2014	6	17	831	14.65	117	5671	565	266	67.99	32.01
12	26	2014	6	13	831	14.65	118	5671	533	298	64.14	35.86
5	23	2014	6	18	828	14.60	119	5671	618	210	74.64	25.36
8	15	2014	6	16	828	14.60	120	5671	482	346	58.21	41.79
10	3	2014	6	18	828	14.60	121	5671	569	259	68.72	31.28
9	1	2014	2	14	827	14.58	122	5671	262	565	31.68	68.32
7	3	2014	5	14	826	14.57	123	5671	587	239	71.07	28.93
8	29	2014	6	14	826	14.57	124	5671	515	311	62.35	37.65
7	19	2014	7	13	824	14.53	125	5671	451	373	54.73	45.27
8	1	2014	6	16	823	14.51	126	5671	528	295	64.16	35.84
10	12	2014	1	15	821	14.48	127	5671	282	539	34.35	65.65
7	17	2014	5	17	820	14.46	128	5671	475	345	57.93	42.07
9	28	2014	1	14	820	14.46	129	5671	289	531	35.24	64.76
8	29	2014	6	16	819	14.44	130	5671	532	287	64.96	35.04
6	20	2014	6	17	818	14.42	131	5671	556	262	67.97	32.03
5	24	2014	7	12	816	14.39	132	5671	640	176	78.43	21.57
8	22	2014	6	17	815	14.37	133	5671	501	314	61.47	38.53
9	1	2014	2	11	815	14.37	134	5671	159	656	19.51	80.49
7	13	2014	1	16	814	14.35	135	5671	304	510	37.35	62.65
8	1	2014	6	14	814	14.35	136	5671	472	342	57.99	42.01
7	17	2014	5	15	813	14.34	137	5671	466	347	57.32	42.68
8	9	2014	7	13	813	14.34	138	5671	465	348	57.20	42.80
7	4	2014	6	13	812	14.32	139	5671	585	227	72.04	27.96
6	20	2014	6	18	811	14.30	140	5671	571	240	70.41	29.59
9	14	2014	1	12	809	14.27	141	5671	244	565	30.16	69.84
5	23	2014	6	20	808	14.25	142	5671	684	124	84.65	15.35
7	25	2014	6	18	807	14.23	143	5671	499	308	61.83	38.17
10	19	2014	1	13	807	14.23	144	5671	229	578	28.38	71.62
7	3	2014	5	17	806	14.21	145	5671	558	248	69.23	30.77
10	5	2014	1	17	806	14.21	146	5671	252	554	31.27	68.73
7	27	2014	1	18	804	14.18	147	5671	306	498	38.06	61.94
8	10	2014	1	18	804	14.18	148	5671	338	466	42.04	57.96
9	21	2014	1	13	802	14.14	149	5671	263	539	32.79	67.21
10	5	2014	1	16	802	14.14	150	5671	229	573	28.55	71.45
10	19	2014	1	12	802	14.14	151	5671	209	593	26.06	73.94
8	24	2014	1	17	801	14.12	152	5671	384	417	47.94	52.06
5	23	2014	6	19	800	14.11	153	5671	617	183	77.13	22.88
7	3	2014	5	15	800	14.11	154	5671	560	240	70.00	30.00
8	29	2014	6	15	799	14.09	155	5671	537	262	67.21	32.79
6	15	2014	1	17	797	14.05	156	5671	293	504	36.76	63.24
6	29	2014	1	17	797	14.05	157	5671	321	476	40.28	59.72

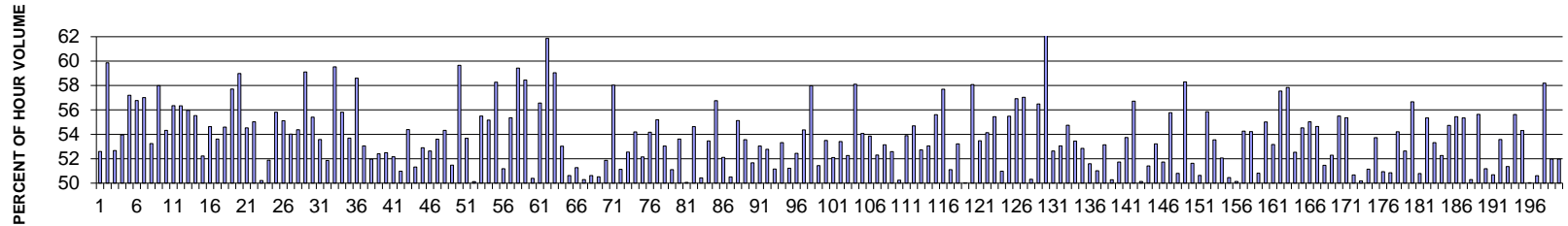
MO	DY	YR	DAY OF WK	HR	HR VOL	PERCENT OF AADT	HOUR NUMBER	AADT	NORTH VOLUME	SOUTH VOLUME	PERCENT NORTH IS OF TOTAL VOLUME	PERCENT SOUTH IS OF TOTAL VOLUME
8	22	2014	6	14	794	14.00	158	5671	437	357	55.04	44.96
8	30	2014	7	13	792	13.97	159	5671	464	328	58.59	41.41
8	8	2014	6	14	791	13.95	160	5671	451	340	57.02	42.98
9	1	2014	2	15	791	13.95	161	5671	271	520	34.26	65.74
10	19	2014	1	17	791	13.95	162	5671	271	520	34.26	65.74
9	14	2014	1	13	790	13.93	163	5671	289	501	36.58	63.42
8	8	2014	6	15	789	13.91	164	5671	483	306	61.22	38.78
7	3	2014	5	13	787	13.88	165	5671	503	284	63.91	36.09
8	1	2014	6	18	787	13.88	166	5671	538	249	68.36	31.64
8	22	2014	6	16	787	13.88	167	5671	474	313	60.23	39.77
8	23	2014	7	12	787	13.88	168	5671	446	341	56.67	43.33
12	21	2014	1	13	785	13.84	169	5671	385	400	49.04	50.96
8	9	2014	7	14	784	13.82	170	5671	451	333	57.53	42.47
8	29	2014	6	18	783	13.81	171	5671	540	243	68.97	31.03
9	28	2014	1	15	783	13.81	172	5671	251	532	32.06	67.94
8	31	2014	1	14	782	13.79	173	5671	372	410	47.57	52.43
10	12	2014	1	16	782	13.79	174	5671	245	537	31.33	68.67
8	29	2014	6	19	779	13.74	175	5671	559	220	71.76	28.24
8	8	2014	6	18	778	13.72	176	5671	501	277	64.40	35.60
8	3	2014	1	17	776	13.68	177	5671	310	466	39.95	60.05
10	11	2014	7	13	775	13.67	178	5671	524	251	67.61	32.39
8	29	2014	6	13	773	13.63	179	5671	471	302	60.93	39.07
5	26	2014	2	17	772	13.61	180	5671	248	524	32.12	67.88
7	5	2014	7	13	772	13.61	181	5671	463	309	59.97	40.03
7	26	2014	7	13	772	13.61	182	5671	450	322	58.29	41.71
8	30	2014	7	12	772	13.61	183	5671	469	303	60.75	39.25
8	2	2014	7	12	770	13.58	184	5671	438	332	56.88	43.12
8	22	2014	6	15	770	13.58	185	5671	462	308	60.00	40.00
7	11	2014	6	16	768	13.54	186	5671	474	294	61.72	38.28
7	19	2014	7	12	768	13.54	187	5671	398	370	51.82	48.18
8	24	2014	1	18	765	13.49	188	5671	376	389	49.15	50.85
7	13	2014	1	17	764	13.47	189	5671	268	496	35.08	64.92
9	7	2014	1	12	764	13.47	190	5671	257	507	33.64	66.36
12	26	2014	6	16	764	13.47	191	5671	462	302	60.47	39.53
9	7	2014	1	15	763	13.45	192	5671	260	503	34.08	65.92
9	14	2014	1	14	763	13.45	193	5671	301	462	39.45	60.55
7	4	2014	6	12	762	13.44	194	5671	549	213	72.05	27.95
8	15	2014	6	14	762	13.44	195	5671	433	329	56.82	43.18
6	15	2014	1	14	761	13.42	196	5671	271	490	35.61	64.39
10	12	2014	1	18	761	13.42	197	5671	225	536	29.57	70.43
10	18	2014	7	13	761	13.42	198	5671	522	239	68.59	31.41
7	3	2014	5	19	760	13.40	199	5671	551	209	72.50	27.50
6	27	2014	6	15	758	13.37	200	5671	464	294	61.21	38.79

**SR 002 MP 103.92 PESHASTIN ADC SITE R047W
K FOR PEAK 200 HOURS OF 2014**



AADT= 12843 K 30 FACTOR= 12.24 K 100 FACTOR= 11.34 K 200 FACTOR= 10.68 D 30 FACTOR= 55.41

**SR 002 MP 103.92 PESHASTIN ADC SITE R047W
D % IN THE PEAK 200 HOURS OF 2014**



MO	DY	YR	DAY OF WK	HR	HR VOL	PERCENT OF AADT	HOUR NUMBER	AADT	EAST VOLUME	WEST VOLUME	PERCENT EAST IS OF TOTAL VOLUME	PERCENT WEST IS OF TOTAL VOLUME
10	10	2014	6	16	1827	14.23	1	12843	961	866	52.60	47.40
8	29	2014	6	16	1754	13.66	2	12843	1050	704	59.86	40.14
10	3	2014	6	16	1720	13.39	3	12843	906	814	52.67	47.33
10	3	2014	6	17	1703	13.26	4	12843	784	919	46.04	53.96
5	23	2014	6	16	1701	13.24	5	12843	973	728	57.20	42.80
7	6	2014	1	13	1691	13.17	6	12843	731	960	43.23	56.77
8	22	2014	6	16	1670	13.00	7	12843	952	718	57.01	42.99
6	22	2014	1	14	1666	12.97	8	12843	779	887	46.76	53.24
10	11	2014	7	15	1664	12.96	9	12843	965	699	57.99	42.01
7	6	2014	1	12	1662	12.94	10	12843	759	903	45.67	54.33
6	29	2014	1	14	1645	12.81	11	12843	718	927	43.65	56.35
8	10	2014	1	13	1644	12.80	12	12843	718	926	43.67	56.33
8	31	2014	1	13	1642	12.79	13	12843	723	919	44.03	55.97

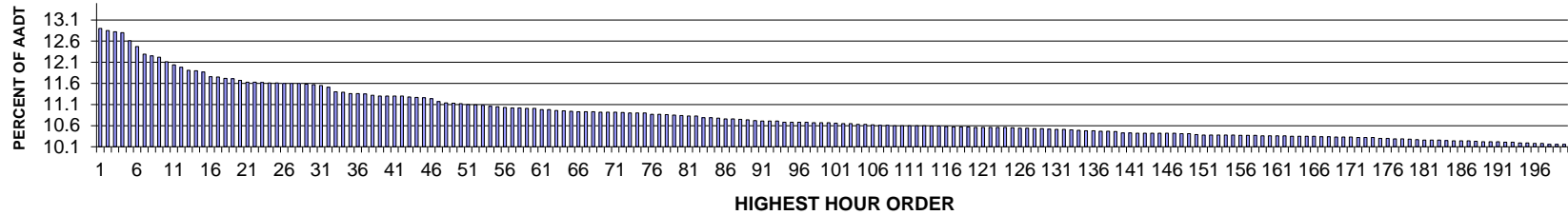
MO	DY	YR	DAY OF WK	HR	HR VOL	PERCENT OF AADT	HOUR NUMBER	AADT	EAST VOLUME	WEST VOLUME	PERCENT EAST IS OF TOTAL VOLUME	PERCENT WEST IS OF TOTAL VOLUME
6	20	2014	6	16	1637	12.75	14	12843	909	728	55.53	44.47
10	10	2014	6	17	1637	12.75	15	12843	782	855	47.77	52.23
6	29	2014	1	15	1629	12.68	16	12843	739	890	45.37	54.63
6	22	2014	1	12	1628	12.68	17	12843	755	873	46.38	53.62
6	29	2014	1	13	1623	12.64	18	12843	737	886	45.41	54.59
5	26	2014	2	12	1608	12.52	19	12843	680	928	42.29	57.71
9	19	2014	6	16	1604	12.49	20	12843	946	658	58.98	41.02
6	22	2014	1	13	1601	12.47	21	12843	728	873	45.47	54.53
8	17	2014	1	13	1601	12.47	22	12843	720	881	44.97	55.03
10	4	2014	7	13	1595	12.42	23	12843	801	794	50.22	49.78
10	5	2014	1	13	1592	12.40	24	12843	826	766	51.88	48.12
10	3	2014	6	18	1591	12.39	25	12843	703	888	44.19	55.81
8	15	2014	6	16	1584	12.33	26	12843	873	711	55.11	44.89
10	10	2014	6	18	1579	12.29	27	12843	726	853	45.98	54.02
6	27	2014	6	16	1576	12.27	28	12843	857	719	54.38	45.62
5	26	2014	2	13	1575	12.26	29	12843	644	931	40.89	59.11
8	24	2014	1	14	1572	12.24	30	12843	701	871	44.59	55.41
10	17	2014	6	17	1566	12.19	31	12843	727	839	46.42	53.58
9	26	2014	6	16	1562	12.16	32	12843	810	752	51.86	48.14
5	25	2014	1	13	1559	12.14	33	12843	631	928	40.47	59.53
7	3	2014	5	17	1559	12.14	34	12843	870	689	55.81	44.19
8	29	2014	6	15	1559	12.14	35	12843	837	722	53.69	46.31
7	3	2014	5	16	1558	12.13	36	12843	913	645	58.60	41.40
10	5	2014	1	12	1555	12.11	37	12843	825	730	53.05	46.95
8	8	2014	6	17	1553	12.09	38	12843	807	746	51.96	48.04
10	11	2014	7	14	1553	12.09	39	12843	739	814	47.59	52.41
8	30	2014	7	13	1547	12.05	40	12843	812	735	52.49	47.51
8	8	2014	6	16	1545	12.03	41	12843	806	739	52.17	47.83
10	4	2014	7	14	1538	11.98	42	12843	784	754	50.98	49.02
6	22	2014	1	15	1537	11.97	43	12843	701	836	45.61	54.39
8	29	2014	6	17	1537	11.97	44	12843	789	748	51.33	48.67
5	23	2014	6	17	1535	11.95	45	12843	812	723	52.90	47.10
8	22	2014	6	17	1535	11.95	46	12843	808	727	52.64	47.36
7	6	2014	1	14	1526	11.88	47	12843	708	818	46.40	53.60
9	1	2014	2	13	1526	11.88	48	12843	697	829	45.67	54.33
8	17	2014	1	14	1525	11.87	49	12843	740	785	48.52	51.48
5	26	2014	2	14	1522	11.85	50	12843	614	908	40.34	59.66
8	22	2014	6	15	1522	11.85	51	12843	817	705	53.68	46.32
12	26	2014	6	16	1522	11.85	52	12843	759	763	49.87	50.13
7	5	2014	7	13	1519	11.83	53	12843	676	843	44.50	55.50
8	30	2014	7	16	1519	11.83	54	12843	838	681	55.17	44.83
9	1	2014	2	12	1517	11.81	55	12843	633	884	41.73	58.27
10	19	2014	1	14	1514	11.79	56	12843	775	739	51.19	48.81
8	24	2014	1	15	1512	11.77	57	12843	675	837	44.64	55.36
10	18	2014	7	13	1511	11.77	58	12843	613	898	40.57	59.43
10	11	2014	7	13	1509	11.75	59	12843	627	882	41.55	58.45
10	17	2014	6	16	1508	11.74	60	12843	760	748	50.40	49.60
9	12	2014	6	16	1506	11.73	61	12843	852	654	56.57	43.43

MO	DY	YR	DAY OF WK	HR	HR VOL	PERCENT OF AADT	HOUR NUMBER	AADT	EAST VOLUME	WEST VOLUME	PERCENT EAST IS OF TOTAL VOLUME	PERCENT WEST IS OF TOTAL VOLUME
10	11	2014	7	12	1505	11.72	62	12843	574	931	38.14	61.86
5	26	2014	2	11	1504	11.71	63	12843	616	888	40.96	59.04
9	28	2014	1	13	1503	11.70	64	12843	706	797	46.97	53.03
5	24	2014	7	13	1501	11.69	65	12843	760	741	50.63	49.37
12	26	2014	6	15	1500	11.68	66	12843	731	769	48.73	51.27
10	10	2014	6	15	1499	11.67	67	12843	745	754	49.70	50.30
12	12	2014	6	16	1499	11.67	68	12843	740	759	49.37	50.63
6	20	2014	6	17	1496	11.65	69	12843	740	756	49.47	50.53
7	5	2014	7	15	1496	11.65	70	12843	720	776	48.13	51.87
6	6	2014	6	16	1494	11.63	71	12843	867	627	58.03	41.97
9	20	2014	7	15	1490	11.60	72	12843	762	728	51.14	48.86
8	10	2014	1	14	1488	11.59	73	12843	706	782	47.45	52.55
9	5	2014	6	16	1487	11.58	74	12843	806	681	54.20	45.80
9	12	2014	6	17	1486	11.57	75	12843	775	711	52.15	47.85
8	17	2014	1	12	1484	11.55	76	12843	680	804	45.82	54.18
9	20	2014	7	13	1484	11.55	77	12843	665	819	44.81	55.19
8	8	2014	6	15	1482	11.54	78	12843	786	696	53.04	46.96
5	25	2014	1	16	1481	11.53	79	12843	757	724	51.11	48.89
10	18	2014	7	16	1481	11.53	80	12843	794	687	53.61	46.39
8	10	2014	1	12	1480	11.52	81	12843	741	739	50.07	49.93
5	16	2014	6	16	1479	11.52	82	12843	808	671	54.63	45.37
10	5	2014	1	14	1479	11.52	83	12843	746	733	50.44	49.56
7	3	2014	5	15	1476	11.49	84	12843	789	687	53.46	46.54
6	15	2014	1	13	1473	11.47	85	12843	637	836	43.25	56.75
8	15	2014	6	15	1472	11.46	86	12843	767	705	52.11	47.89
6	15	2014	1	14	1471	11.45	87	12843	743	728	50.51	49.49
7	5	2014	7	14	1471	11.45	88	12843	660	811	44.87	55.13
9	19	2014	6	17	1471	11.45	89	12843	683	788	46.43	53.57
8	30	2014	7	12	1469	11.44	90	12843	759	710	51.67	48.33
7	25	2014	6	16	1463	11.39	91	12843	687	776	46.96	53.04
8	24	2014	1	13	1461	11.38	92	12843	690	771	47.23	52.77
7	3	2014	5	14	1460	11.37	93	12843	747	713	51.16	48.84
6	29	2014	1	12	1459	11.36	94	12843	681	778	46.68	53.32
7	11	2014	6	17	1458	11.35	95	12843	711	747	48.77	51.23
8	10	2014	1	15	1457	11.34	96	12843	693	764	47.56	52.44
10	12	2014	1	12	1457	11.34	97	12843	792	665	54.36	45.64
5	23	2014	6	15	1456	11.34	98	12843	844	612	57.97	42.03
8	17	2014	1	16	1456	11.34	99	12843	707	749	48.56	51.44
8	31	2014	1	14	1456	11.34	100	12843	677	779	46.50	53.50
8	30	2014	7	15	1455	11.33	101	12843	758	697	52.10	47.90
7	13	2014	1	13	1453	11.31	102	12843	677	776	46.59	53.41
6	28	2014	7	14	1452	11.31	103	12843	693	759	47.73	52.27
9	20	2014	7	14	1451	11.30	104	12843	608	843	41.90	58.10
6	6	2014	6	17	1450	11.29	105	12843	784	666	54.07	45.93
6	13	2014	6	16	1450	11.29	106	12843	781	669	53.86	46.14
6	21	2014	7	13	1449	11.28	107	12843	691	758	47.69	52.31
8	15	2014	6	17	1449	11.28	108	12843	770	679	53.14	46.86
9	14	2014	1	13	1449	11.28	109	12843	687	762	47.41	52.59

MO	DY	YR	DAY OF WK	HR	HR VOL	PERCENT OF AADT	HOUR NUMBER	AADT	EAST VOLUME	WEST VOLUME	PERCENT EAST IS OF TOTAL VOLUME	PERCENT WEST IS OF TOTAL VOLUME
8	15	2014	6	14	1447	11.27	110	12843	720	727	49.76	50.24
10	11	2014	7	16	1447	11.27	111	12843	780	667	53.90	46.10
7	13	2014	1	12	1446	11.26	112	12843	655	791	45.30	54.70
8	17	2014	1	15	1445	11.25	113	12843	683	762	47.27	52.73
6	29	2014	1	16	1444	11.24	114	12843	678	766	46.95	53.05
8	21	2014	5	16	1444	11.24	115	12843	803	641	55.61	44.39
9	1	2014	2	16	1444	11.24	116	12843	833	611	57.69	42.31
9	26	2014	6	17	1444	11.24	117	12843	738	706	51.11	48.89
8	10	2014	1	16	1443	11.24	118	12843	675	768	46.78	53.22
6	20	2014	6	18	1441	11.22	119	12843	720	721	49.97	50.03
8	28	2014	5	16	1441	11.22	120	12843	837	604	58.08	41.92
12	26	2014	6	14	1440	11.21	121	12843	670	770	46.53	53.47
9	19	2014	6	15	1439	11.20	122	12843	779	660	54.13	45.87
6	20	2014	6	15	1434	11.17	123	12843	795	639	55.44	44.56
7	11	2014	6	16	1434	11.17	124	12843	731	703	50.98	49.02
8	16	2014	7	13	1431	11.14	125	12843	637	794	44.51	55.49
8	25	2014	2	16	1430	11.13	126	12843	814	616	56.92	43.08
8	24	2014	1	12	1429	11.13	127	12843	614	815	42.97	57.03
7	11	2014	6	14	1425	11.10	128	12843	708	717	49.68	50.32
10	4	2014	7	12	1425	11.10	129	12843	620	805	43.51	56.49
10	18	2014	7	14	1424	11.09	130	12843	535	889	37.57	62.43
8	8	2014	6	13	1423	11.08	131	12843	674	749	47.36	52.64
9	13	2014	7	16	1423	11.08	132	12843	755	668	53.06	46.94
5	25	2014	1	15	1421	11.06	133	12843	643	778	45.25	54.75
6	22	2014	1	16	1420	11.06	134	12843	661	759	46.55	53.45
6	27	2014	6	17	1419	11.05	135	12843	750	669	52.85	47.15
7	11	2014	6	15	1419	11.05	136	12843	732	687	51.59	48.41
9	5	2014	6	17	1419	11.05	137	12843	724	695	51.02	48.98
10	12	2014	1	13	1419	11.05	138	12843	754	665	53.14	46.86
5	24	2014	7	16	1418	11.04	139	12843	713	705	50.28	49.72
8	15	2014	6	13	1417	11.03	140	12843	733	684	51.73	48.27
6	27	2014	6	15	1416	11.03	141	12843	761	655	53.74	46.26
8	3	2014	1	15	1414	11.01	142	12843	612	802	43.28	56.72
8	8	2014	6	14	1414	11.01	143	12843	705	709	49.86	50.14
9	21	2014	1	13	1414	11.01	144	12843	687	727	48.59	51.41
8	3	2014	1	13	1413	11.00	145	12843	661	752	46.78	53.22
8	9	2014	7	15	1413	11.00	146	12843	731	682	51.73	48.27
9	18	2014	5	16	1413	11.00	147	12843	788	625	55.77	44.23
9	28	2014	1	14	1413	11.00	148	12843	695	718	49.19	50.81
5	23	2014	6	14	1412	10.99	149	12843	823	589	58.29	41.71
8	31	2014	1	15	1412	10.99	150	12843	683	729	48.37	51.63
12	19	2014	6	16	1412	10.99	151	12843	697	715	49.36	50.64
5	23	2014	6	18	1411	10.99	152	12843	788	623	55.85	44.15
8	9	2014	7	13	1410	10.98	153	12843	655	755	46.45	53.55
10	18	2014	7	17	1410	10.98	154	12843	734	676	52.06	47.94
6	21	2014	7	16	1409	10.97	155	12843	698	711	49.54	50.46
6	28	2014	7	17	1408	10.96	156	12843	702	706	49.86	50.14
8	9	2014	7	14	1408	10.96	157	12843	644	764	45.74	54.26

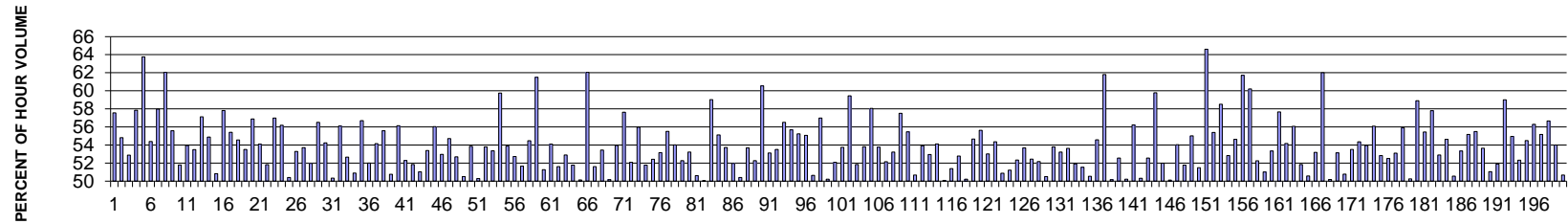
MO	DY	YR	DAY OF WK	HR	HR VOL	PERCENT OF AADT	HOUR NUMBER	AADT	EAST VOLUME	WEST VOLUME	PERCENT EAST IS OF TOTAL VOLUME	PERCENT WEST IS OF TOTAL VOLUME
10	2	2014	5	16	1407	10.96	158	12843	763	644	54.23	45.77
10	4	2014	7	15	1407	10.96	159	12843	715	692	50.82	49.18
10	4	2014	7	16	1407	10.96	160	12843	774	633	55.01	44.99
8	31	2014	1	16	1405	10.94	161	12843	747	658	53.17	46.83
5	2	2014	6	16	1404	10.93	162	12843	808	596	57.55	42.45
5	23	2014	6	13	1404	10.93	163	12843	812	592	57.83	42.17
6	19	2014	5	16	1403	10.92	164	12843	737	666	52.53	47.47
8	20	2014	4	16	1403	10.92	165	12843	765	638	54.53	45.47
9	20	2014	7	16	1403	10.92	166	12843	772	631	55.02	44.98
8	29	2014	6	14	1402	10.92	167	12843	766	636	54.64	45.36
9	13	2014	7	14	1401	10.91	168	12843	680	721	48.54	51.46
8	29	2014	6	18	1400	10.90	169	12843	732	668	52.29	47.71
10	18	2014	7	15	1400	10.90	170	12843	623	777	44.50	55.50
9	7	2014	1	13	1398	10.89	171	12843	624	774	44.64	55.36
5	24	2014	7	12	1397	10.88	172	12843	708	689	50.68	49.32
8	24	2014	1	16	1397	10.88	173	12843	696	701	49.82	50.18
7	6	2014	1	15	1394	10.85	174	12843	681	713	48.85	51.15
9	1	2014	2	14	1394	10.85	175	12843	645	749	46.27	53.73
8	29	2014	6	13	1390	10.82	176	12843	708	682	50.94	49.06
12	26	2014	6	13	1390	10.82	177	12843	683	707	49.14	50.86
5	9	2014	6	16	1389	10.82	178	12843	753	636	54.21	45.79
6	27	2014	6	18	1389	10.82	179	12843	658	731	47.37	52.63
5	30	2014	6	16	1387	10.80	180	12843	786	601	56.67	43.33
7	25	2014	6	17	1386	10.79	181	12843	704	682	50.79	49.21
9	1	2014	2	17	1386	10.79	182	12843	767	619	55.34	44.66
12	26	2014	6	17	1386	10.79	183	12843	739	647	53.32	46.68
6	14	2014	7	16	1385	10.78	184	12843	724	661	52.27	47.73
8	3	2014	1	12	1385	10.78	185	12843	627	758	45.27	54.73
8	23	2014	7	13	1385	10.78	186	12843	617	768	44.55	55.45
5	25	2014	1	14	1384	10.78	187	12843	618	766	44.65	55.35
6	28	2014	7	16	1384	10.78	188	12843	696	688	50.29	49.71
9	6	2014	7	16	1384	10.78	189	12843	770	614	55.64	44.36
6	21	2014	7	12	1383	10.77	190	12843	675	708	48.81	51.19
6	28	2014	7	13	1383	10.77	191	12843	682	701	49.31	50.69
7	3	2014	5	13	1383	10.77	192	12843	741	642	53.58	46.42
10	19	2014	1	15	1382	10.76	193	12843	672	710	48.63	51.37
6	14	2014	7	17	1379	10.74	194	12843	767	612	55.62	44.38
8	16	2014	7	12	1379	10.74	195	12843	630	749	45.69	54.31
10	5	2014	1	15	1375	10.71	196	12843	688	687	50.04	49.96
6	20	2014	6	14	1373	10.69	197	12843	695	678	50.62	49.38
8	23	2014	7	16	1373	10.69	198	12843	799	574	58.19	41.81
6	29	2014	1	17	1372	10.68	199	12843	659	713	48.03	51.97
8	22	2014	6	14	1372	10.68	200	12843	713	659	51.97	48.03

**SR 082 MP 24.83 SELAH ADC SITE R048
K FOR PEAK 200 HOURS OF 2014**



AADT= 16626 K 30 FACTOR= 11.57 K 100 FACTOR= 10.67 K 200 FACTOR= 10.16 D 30 FACTOR= 54.24

**SR 082 MP 24.83 SELAH ADC SITE R048
D % IN THE PEAK 200 HOURS OF 2014**



MO	DY	YR	DAY OF WK	HR	HR VOL	PERCENT OF AADT	HOUR NUMBER	AADT	EAST VOLUME	WEST VOLUME	PERCENT EAST IS OF TOTAL VOLUME	PERCENT WEST IS OF TOTAL VOLUME
11	26	2014	4	16	2144	12.90	1	16626	1234	910	57.56	42.44
11	26	2014	4	15	2136	12.85	2	16626	1171	965	54.82	45.18
8	29	2014	6	17	2131	12.82	3	16626	1004	1127	47.11	52.89
11	30	2014	1	15	2128	12.80	4	16626	897	1231	42.15	57.85
11	26	2014	4	17	2097	12.61	5	16626	1337	760	63.76	36.24
11	26	2014	4	14	2074	12.47	6	16626	1128	946	54.39	45.61
11	30	2014	1	14	2044	12.29	7	16626	859	1185	42.03	57.97
5	18	2014	1	16	2037	12.25	8	16626	773	1264	37.95	62.05
8	29	2014	6	16	2031	12.22	9	16626	902	1129	44.41	55.59
6	29	2014	1	15	2013	12.11	10	16626	970	1043	48.19	51.81
10	10	2014	6	17	2002	12.04	11	16626	1080	922	53.95	46.05

MO	DY	YR	DAY OF WK	HR	HR VOL	PERCENT OF AADT	HOUR NUMBER	AADT	EAST VOLUME	WEST VOLUME	PERCENT EAST IS OF TOTAL VOLUME	PERCENT WEST IS OF TOTAL VOLUME
6	29	2014	1	16	1991	11.98	12	16626	926	1065	46.51	53.49
5	2	2014	6	17	1980	11.91	13	16626	1131	849	57.12	42.88
8	29	2014	6	18	1979	11.90	14	16626	893	1086	45.12	54.88
6	29	2014	1	14	1973	11.87	15	16626	970	1003	49.16	50.84
5	26	2014	2	13	1956	11.76	16	16626	1131	825	57.82	42.18
5	23	2014	6	15	1954	11.75	17	16626	1083	871	55.42	44.58
5	26	2014	2	14	1948	11.72	18	16626	1063	885	54.57	45.43
8	8	2014	6	16	1947	11.71	19	16626	905	1042	46.48	53.52
11	30	2014	1	13	1941	11.67	20	16626	837	1104	43.12	56.88
5	23	2014	6	16	1933	11.63	21	16626	1046	887	54.11	45.89
10	3	2014	6	17	1933	11.63	22	16626	1002	931	51.84	48.16
11	30	2014	1	16	1932	11.62	23	16626	831	1101	43.01	56.99
5	9	2014	6	17	1931	11.61	24	16626	1085	846	56.19	43.81
8	15	2014	6	17	1930	11.61	25	16626	973	957	50.41	49.59
6	20	2014	6	16	1929	11.60	26	16626	1028	901	53.29	46.71
10	10	2014	6	16	1929	11.60	27	16626	1036	893	53.71	46.29
7	25	2014	6	15	1928	11.60	28	16626	1002	926	51.97	48.03
7	25	2014	6	16	1925	11.58	29	16626	1088	837	56.52	43.48
6	15	2014	1	15	1923	11.57	30	16626	880	1043	45.76	54.24
5	23	2014	6	17	1921	11.55	31	16626	954	967	49.66	50.34
6	15	2014	1	17	1914	11.51	32	16626	840	1074	43.89	56.11
6	27	2014	6	16	1895	11.40	33	16626	998	897	52.66	47.34
8	29	2014	6	15	1894	11.39	34	16626	930	964	49.10	50.90
5	2	2014	6	16	1889	11.36	35	16626	1071	818	56.70	43.30
7	6	2014	1	15	1888	11.36	36	16626	906	982	47.99	52.01
8	17	2014	1	15	1887	11.35	37	16626	865	1022	45.84	54.16
10	3	2014	6	18	1882	11.32	38	16626	1046	836	55.58	44.42
8	8	2014	6	17	1879	11.30	39	16626	954	925	50.77	49.23
9	26	2014	6	16	1879	11.30	40	16626	1055	824	56.15	43.85
7	27	2014	1	16	1878	11.30	41	16626	896	982	47.71	52.29
8	15	2014	6	16	1878	11.30	42	16626	904	974	48.14	51.86
6	13	2014	6	15	1875	11.28	43	16626	957	918	51.04	48.96
8	15	2014	6	15	1873	11.27	44	16626	873	1000	46.61	53.39
6	13	2014	6	17	1872	11.26	45	16626	1049	823	56.04	43.96
10	24	2014	6	16	1869	11.24	46	16626	990	879	52.97	47.03
6	13	2014	6	16	1857	11.17	47	16626	1016	841	54.71	45.29
5	23	2014	6	18	1852	11.14	48	16626	976	876	52.70	47.30
7	6	2014	1	14	1851	11.13	49	16626	935	916	50.51	49.49
7	27	2014	1	15	1849	11.12	50	16626	853	996	46.13	53.87
9	12	2014	6	17	1845	11.10	51	16626	928	917	50.30	49.70
9	26	2014	6	18	1844	11.09	52	16626	992	852	53.80	46.20

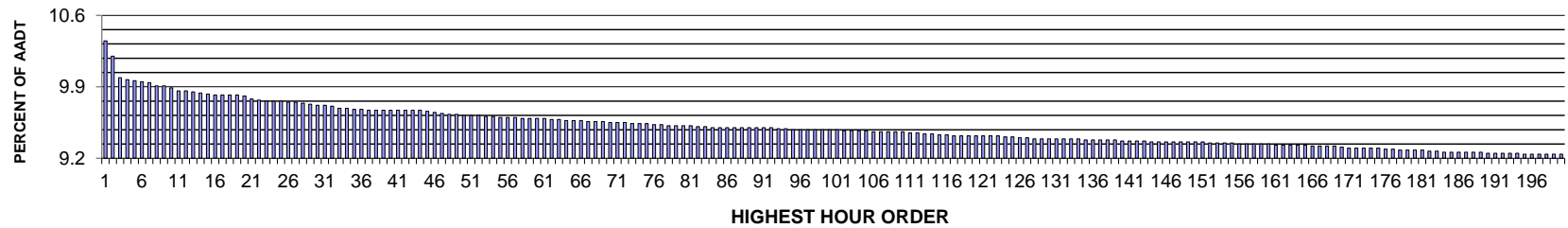
MO	DY	YR	DAY OF WK	HR	HR VOL	PERCENT OF AADT	HOUR NUMBER	AADT	EAST VOLUME	WEST VOLUME	PERCENT EAST IS OF TOTAL VOLUME	PERCENT WEST IS OF TOTAL VOLUME
8	8	2014	6	15	1842	11.08	53	16626	859	983	46.63	53.37
5	4	2014	1	17	1839	11.06	54	16626	740	1099	40.24	59.76
9	26	2014	6	17	1837	11.05	55	16626	990	847	53.89	46.11
6	29	2014	1	12	1834	11.03	56	16626	967	867	52.73	47.27
6	27	2014	6	15	1833	11.02	57	16626	947	886	51.66	48.34
8	24	2014	1	16	1832	11.02	58	16626	834	998	45.52	54.48
5	18	2014	1	15	1831	11.01	59	16626	705	1126	38.50	61.50
8	15	2014	6	18	1831	11.01	60	16626	939	892	51.28	48.72
9	19	2014	6	18	1826	10.98	61	16626	988	838	54.11	45.89
4	11	2014	6	17	1825	10.98	62	16626	883	942	48.38	51.62
10	10	2014	6	15	1822	10.96	63	16626	964	858	52.91	47.09
8	29	2014	6	14	1821	10.95	64	16626	878	943	48.22	51.78
8	17	2014	1	17	1819	10.94	65	16626	907	912	49.86	50.14
11	26	2014	4	18	1818	10.93	66	16626	1128	690	62.05	37.95
5	16	2014	6	17	1817	10.93	67	16626	938	879	51.62	48.38
8	15	2014	6	14	1817	10.93	68	16626	846	971	46.56	53.44
7	6	2014	1	16	1816	10.92	69	16626	911	905	50.17	49.83
8	30	2014	7	12	1816	10.92	70	16626	836	980	46.04	53.96
5	18	2014	1	17	1815	10.92	71	16626	769	1046	42.37	57.63
6	20	2014	6	14	1814	10.91	72	16626	945	869	52.09	47.91
6	20	2014	6	17	1813	10.90	73	16626	1015	798	55.98	44.02
8	1	2014	6	16	1813	10.90	74	16626	939	874	51.79	48.21
10	17	2014	6	17	1812	10.90	75	16626	950	862	52.43	47.57
8	17	2014	1	16	1808	10.87	76	16626	847	961	46.85	53.15
7	25	2014	6	17	1807	10.87	77	16626	1003	804	55.51	44.49
6	29	2014	1	13	1805	10.86	78	16626	830	975	45.98	54.02
8	17	2014	1	13	1804	10.85	79	16626	861	943	47.73	52.27
7	27	2014	1	14	1802	10.84	80	16626	843	959	46.78	53.22
8	22	2014	6	15	1800	10.83	81	16626	889	911	49.39	50.61
9	19	2014	6	17	1800	10.83	82	16626	901	899	50.06	49.94
4	27	2014	1	17	1794	10.79	83	16626	735	1059	40.97	59.03
6	13	2014	6	18	1794	10.79	84	16626	989	805	55.13	44.87
8	24	2014	1	15	1792	10.78	85	16626	829	963	46.26	53.74
7	6	2014	1	17	1789	10.76	86	16626	859	930	48.02	51.98
8	24	2014	1	14	1789	10.76	87	16626	887	902	49.58	50.42
12	26	2014	6	14	1788	10.75	88	16626	960	828	53.69	46.31
8	10	2014	1	13	1785	10.74	89	16626	852	933	47.73	52.27
5	4	2014	1	16	1782	10.72	90	16626	703	1079	39.45	60.55
8	8	2014	6	18	1781	10.71	91	16626	835	946	46.88	53.12
10	3	2014	6	16	1781	10.71	92	16626	953	828	53.51	46.49
8	3	2014	1	13	1780	10.71	93	16626	774	1006	43.48	56.52

MO	DY	YR	DAY OF WK	HR	HR VOL	PERCENT OF AADT	HOUR NUMBER	AADT	EAST VOLUME	WEST VOLUME	PERCENT EAST IS OF TOTAL VOLUME	PERCENT WEST IS OF TOTAL VOLUME
5	2	2014	6	18	1776	10.68	94	16626	989	787	55.69	44.31
10	5	2014	1	16	1776	10.68	95	16626	795	981	44.76	55.24
11	7	2014	6	18	1776	10.68	96	16626	978	798	55.07	44.93
12	26	2014	6	13	1775	10.68	97	16626	899	876	50.65	49.35
5	9	2014	6	18	1774	10.67	98	16626	1011	763	56.99	43.01
7	25	2014	6	14	1774	10.67	99	16626	883	891	49.77	50.23
9	28	2014	1	16	1774	10.67	100	16626	850	924	47.91	52.09
6	15	2014	1	18	1773	10.66	101	16626	820	953	46.25	53.75
4	27	2014	1	16	1770	10.65	102	16626	718	1052	40.56	59.44
8	10	2014	1	16	1770	10.65	103	16626	852	918	48.14	51.86
6	15	2014	1	16	1767	10.63	104	16626	816	951	46.18	53.82
9	1	2014	2	13	1767	10.63	105	16626	1026	741	58.06	41.94
10	10	2014	6	14	1765	10.62	106	16626	949	816	53.77	46.23
4	11	2014	6	16	1764	10.61	107	16626	920	844	52.15	47.85
8	10	2014	1	14	1764	10.61	108	16626	825	939	46.77	53.23
3	30	2014	1	16	1763	10.60	109	16626	749	1014	42.48	57.52
11	30	2014	1	17	1763	10.60	110	16626	785	978	44.53	55.47
6	20	2014	6	15	1762	10.60	111	16626	869	893	49.32	50.68
6	22	2014	1	13	1762	10.60	112	16626	812	950	46.08	53.92
11	7	2014	6	17	1762	10.60	113	16626	933	829	52.95	47.05
9	1	2014	2	12	1761	10.59	114	16626	953	808	54.12	45.88
9	19	2014	6	15	1761	10.59	115	16626	882	879	50.09	49.91
7	20	2014	1	16	1759	10.58	116	16626	855	904	48.61	51.39
7	18	2014	6	15	1758	10.57	117	16626	928	830	52.79	47.21
8	22	2014	6	16	1758	10.57	118	16626	875	883	49.77	50.23
10	5	2014	1	17	1758	10.57	119	16626	797	961	45.34	54.66
7	18	2014	6	16	1756	10.56	120	16626	977	779	55.64	44.36
8	1	2014	6	14	1756	10.56	121	16626	931	825	53.02	46.98
7	25	2014	6	13	1755	10.56	122	16626	954	801	54.36	45.64
8	17	2014	1	14	1755	10.56	123	16626	862	893	49.12	50.88
11	26	2014	4	13	1755	10.56	124	16626	856	899	48.77	51.23
5	26	2014	2	15	1754	10.55	125	16626	918	836	52.34	47.66
6	27	2014	6	17	1753	10.54	126	16626	941	812	53.68	46.32
10	24	2014	6	17	1752	10.54	127	16626	919	833	52.45	47.55
5	30	2014	6	17	1750	10.53	128	16626	913	837	52.17	47.83
8	29	2014	6	19	1750	10.53	129	16626	866	884	49.49	50.51
9	26	2014	6	15	1749	10.52	130	16626	941	808	53.80	46.20
5	9	2014	6	16	1747	10.51	131	16626	930	817	53.23	46.77
6	20	2014	6	18	1747	10.51	132	16626	937	810	53.63	46.37
8	9	2014	7	12	1745	10.50	133	16626	906	839	51.92	48.08
9	12	2014	6	18	1744	10.49	134	16626	899	845	51.55	48.45

MO	DY	YR	DAY OF WK	HR	HR VOL	PERCENT OF AADT	HOUR NUMBER	AADT	EAST VOLUME	WEST VOLUME	PERCENT EAST IS OF TOTAL VOLUME	PERCENT WEST IS OF TOTAL VOLUME
7	11	2014	6	15	1743	10.48	135	16626	881	862	50.55	49.45
9	28	2014	1	15	1742	10.48	136	16626	791	951	45.41	54.59
5	11	2014	1	16	1741	10.47	137	16626	665	1076	38.20	61.80
6	15	2014	1	13	1740	10.47	138	16626	867	873	49.83	50.17
4	25	2014	6	16	1739	10.46	139	16626	914	825	52.56	47.44
7	11	2014	6	16	1734	10.43	140	16626	871	863	50.23	49.77
8	22	2014	6	17	1734	10.43	141	16626	975	759	56.23	43.77
4	11	2014	6	18	1733	10.42	142	16626	872	861	50.32	49.68
4	25	2014	6	17	1733	10.42	143	16626	911	822	52.57	47.43
5	11	2014	1	18	1733	10.42	144	16626	697	1036	40.22	59.78
5	26	2014	2	12	1733	10.42	145	16626	832	901	48.01	51.99
7	6	2014	1	13	1732	10.42	146	16626	864	868	49.88	50.12
7	18	2014	6	14	1732	10.42	147	16626	936	796	54.04	45.96
5	26	2014	2	16	1730	10.41	148	16626	896	834	51.79	48.21
8	22	2014	6	14	1730	10.41	149	16626	778	952	44.97	55.03
6	27	2014	6	14	1728	10.39	150	16626	890	838	51.50	48.50
3	16	2014	1	16	1726	10.38	151	16626	611	1115	35.40	64.60
4	25	2014	6	18	1726	10.38	152	16626	956	770	55.39	44.61
5	4	2014	1	18	1726	10.38	153	16626	716	1010	41.48	58.52
6	22	2014	1	15	1726	10.38	154	16626	814	912	47.16	52.84
8	3	2014	1	15	1726	10.38	155	16626	783	943	45.37	54.63
5	11	2014	1	17	1724	10.37	156	16626	660	1064	38.28	61.72
5	18	2014	1	14	1724	10.37	157	16626	686	1038	39.79	60.21
8	10	2014	1	15	1724	10.37	158	16626	823	901	47.74	52.26
9	12	2014	6	16	1723	10.36	159	16626	879	844	51.02	48.98
10	10	2014	6	18	1723	10.36	160	16626	919	804	53.34	46.66
4	27	2014	1	15	1722	10.36	161	16626	729	993	42.33	57.67
6	27	2014	6	18	1722	10.36	162	16626	933	789	54.18	45.82
4	18	2014	6	17	1721	10.35	163	16626	965	756	56.07	43.93
6	13	2014	6	14	1720	10.35	164	16626	892	828	51.86	48.14
9	19	2014	6	16	1720	10.35	165	16626	850	870	49.42	50.58
10	26	2014	1	16	1720	10.35	166	16626	805	915	46.80	53.20
5	4	2014	1	15	1719	10.34	167	16626	653	1066	37.99	62.01
7	11	2014	6	14	1719	10.34	168	16626	856	863	49.80	50.20
8	10	2014	1	17	1718	10.33	169	16626	913	805	53.14	46.86
6	15	2014	1	14	1717	10.33	170	16626	845	872	49.21	50.79
10	17	2014	6	16	1717	10.33	171	16626	919	798	53.52	46.48
10	17	2014	6	18	1716	10.32	172	16626	933	783	54.37	45.63
10	24	2014	6	18	1716	10.32	173	16626	926	790	53.96	46.04
6	22	2014	1	16	1715	10.32	174	16626	753	962	43.91	56.09
4	6	2014	1	17	1713	10.30	175	16626	808	905	47.17	52.83

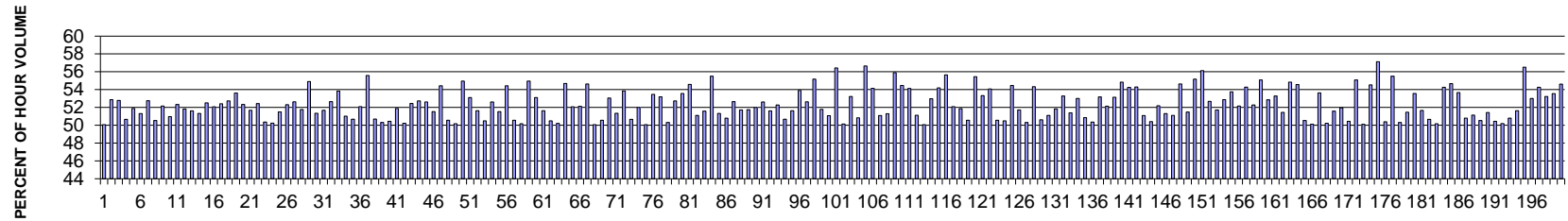
MO	DY	YR	DAY OF WK	HR	HR VOL	PERCENT OF AADT	HOUR NUMBER	AADT	EAST VOLUME	WEST VOLUME	PERCENT EAST IS OF TOTAL VOLUME	PERCENT WEST IS OF TOTAL VOLUME
7	20	2014	1	15	1712	10.30	176	16626	813	899	47.49	52.51
5	16	2014	6	16	1710	10.29	177	16626	908	802	53.10	46.90
6	6	2014	6	18	1710	10.29	178	16626	956	754	55.91	44.09
6	6	2014	6	16	1709	10.28	179	16626	850	859	49.74	50.26
10	5	2014	1	15	1708	10.27	180	16626	702	1006	41.10	58.90
8	15	2014	6	13	1706	10.26	181	16626	760	946	44.55	55.45
10	19	2014	1	16	1706	10.26	182	16626	720	986	42.20	57.80
7	11	2014	6	17	1705	10.26	183	16626	902	803	52.90	47.10
8	1	2014	6	18	1704	10.25	184	16626	931	773	54.64	45.36
8	29	2014	6	13	1703	10.24	185	16626	861	842	50.56	49.44
7	25	2014	6	18	1702	10.24	186	16626	908	794	53.35	46.65
8	16	2014	7	12	1702	10.24	187	16626	939	763	55.17	44.83
4	13	2014	1	17	1701	10.23	188	16626	757	944	44.50	55.50
4	6	2014	1	16	1700	10.22	189	16626	788	912	46.35	53.65
6	6	2014	6	17	1700	10.22	190	16626	868	832	51.06	48.94
8	28	2014	5	17	1699	10.22	191	16626	882	817	51.91	48.09
4	27	2014	1	18	1698	10.21	192	16626	696	1002	40.99	59.01
7	18	2014	6	13	1698	10.21	193	16626	933	765	54.95	45.05
7	18	2014	6	17	1695	10.19	194	16626	887	808	52.33	47.67
7	18	2014	6	18	1694	10.19	195	16626	923	771	54.49	45.51
5	16	2014	6	15	1693	10.18	196	16626	953	740	56.29	43.71
9	1	2014	2	14	1693	10.18	197	16626	934	759	55.17	44.83
5	23	2014	6	14	1689	10.16	198	16626	957	732	56.66	43.34
6	14	2014	7	14	1689	10.16	199	16626	912	777	54.00	46.00
9	5	2014	6	17	1689	10.16	200	16626	833	856	49.32	50.68

**SR 003 MP 44.33 SILVERDALE ADC SITE R050
K FOR PEAK 200 HOURS OF 2014**



AADT= 44461 K 30 FACTOR= 9.72 K 100 FACTOR= 9.48 K 200 FACTOR= 9.24 D 30 FACTOR= 51.34

**SR 003 MP 44.33 SILVERDALE ADC SITE R050
D % IN THE PEAK 200 HOURS OF 2014**



MO	DY	YR	DAY OF WK	HR	HR VOL	PERCENT OF AADT	HOUR NUMBER	AADT	NORTH VOLUME	SOUTH VOLUME	PERCENT NORTH IS OF TOTAL VOLUME	PERCENT SOUTH IS OF TOTAL VOLUME
7	24	2014	5	17	4602	10.35	1	44461	2304	2298	50.07	49.93
6	3	2014	3	17	4533	10.20	2	44461	2397	2136	52.88	47.12
5	21	2014	4	17	4440	9.99	3	44461	2344	2096	52.79	47.21
7	17	2014	5	17	4433	9.97	4	44461	2246	2187	50.67	49.33
5	20	2014	3	17	4427	9.96	5	44461	2297	2130	51.89	48.11
7	18	2014	6	16	4425	9.95	6	44461	2154	2271	48.68	51.32
12	19	2014	6	16	4419	9.94	7	44461	2088	2331	47.25	52.75
7	30	2014	4	17	4408	9.91	8	44461	2228	2180	50.54	49.46
11	20	2014	5	17	4404	9.91	9	44461	2297	2107	52.16	47.84
7	31	2014	5	17	4399	9.89	10	44461	2242	2157	50.97	49.03
10	3	2014	6	17	4384	9.86	11	44461	2294	2090	52.33	47.67

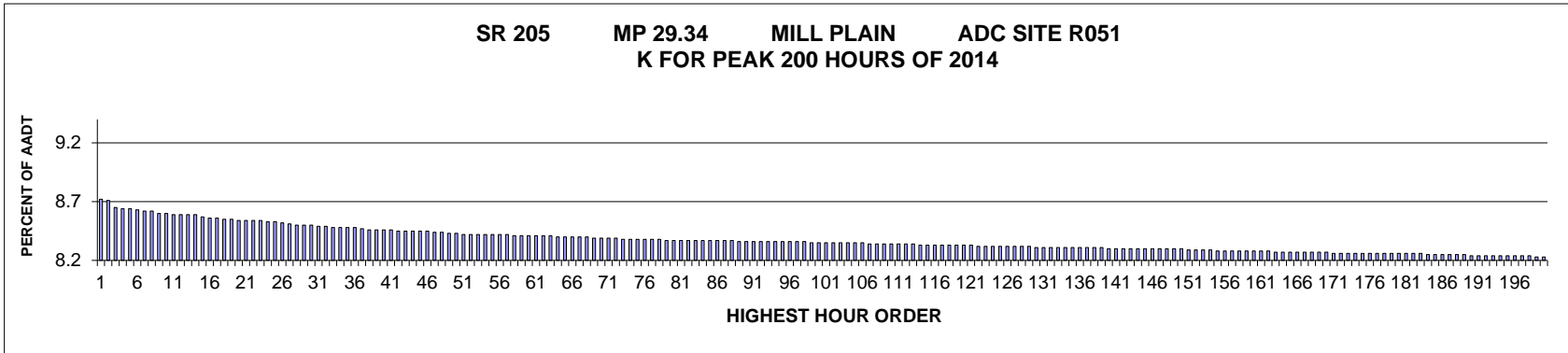
MO	DY	YR	DAY OF WK	HR	HR VOL	PERCENT OF AADT	HOUR NUMBER	AADT	NORTH VOLUME	SOUTH VOLUME	PERCENT NORTH IS OF TOTAL VOLUME	PERCENT SOUTH IS OF TOTAL VOLUME
5	29	2014	5	17	4383	9.86	12	44461	2272	2111	51.84	48.16
11	18	2014	3	17	4379	9.85	13	44461	2260	2119	51.61	48.39
5	13	2014	3	17	4376	9.84	14	44461	2246	2130	51.33	48.67
6	10	2014	3	17	4370	9.83	15	44461	2295	2075	52.52	47.48
6	11	2014	4	17	4368	9.82	16	44461	2275	2093	52.08	47.92
6	12	2014	5	17	4367	9.82	17	44461	2289	2078	52.42	47.58
5	30	2014	6	17	4366	9.82	18	44461	2302	2064	52.73	47.27
6	13	2014	6	17	4365	9.82	19	44461	2340	2025	53.61	46.39
7	2	2014	4	17	4361	9.81	20	44461	2282	2079	52.33	47.67
7	22	2014	3	17	4348	9.78	21	44461	2247	2101	51.68	48.32
5	6	2014	3	17	4345	9.77	22	44461	2278	2067	52.43	47.57
5	2	2014	6	16	4341	9.76	23	44461	2155	2186	49.64	50.36
10	1	2014	4	17	4340	9.76	24	44461	2159	2181	49.75	50.25
5	7	2014	4	17	4339	9.76	25	44461	2234	2105	51.49	48.51
4	10	2014	5	17	4337	9.75	26	44461	2269	2068	52.32	47.68
4	30	2014	4	17	4335	9.75	27	44461	2282	2053	52.64	47.36
6	17	2014	3	17	4329	9.74	28	44461	2241	2088	51.77	48.23
5	22	2014	5	16	4324	9.73	29	44461	1950	2374	45.10	54.90
7	15	2014	3	17	4322	9.72	30	44461	2103	2219	48.66	51.34
7	1	2014	3	17	4321	9.72	31	44461	2233	2088	51.68	48.32
10	21	2014	3	17	4319	9.71	32	44461	2274	2045	52.65	47.35
5	1	2014	5	16	4308	9.69	33	44461	1989	2319	46.17	53.83
7	28	2014	2	17	4308	9.69	34	44461	2110	2198	48.98	51.02
7	16	2014	4	17	4303	9.68	35	44461	2122	2181	49.31	50.69
5	28	2014	4	17	4302	9.68	36	44461	2241	2061	52.09	47.91
4	29	2014	3	16	4301	9.67	37	44461	1910	2391	44.41	55.59
7	8	2014	3	17	4301	9.67	38	44461	2181	2120	50.71	49.29
11	19	2014	4	17	4301	9.67	39	44461	2137	2164	49.69	50.31
12	16	2014	3	17	4301	9.67	40	44461	2170	2131	50.45	49.55
10	9	2014	5	17	4300	9.67	41	44461	2231	2069	51.88	48.12
10	29	2014	4	17	4300	9.67	42	44461	2160	2140	50.23	49.77
11	14	2014	6	17	4300	9.67	43	44461	2255	2045	52.44	47.56
4	16	2014	4	17	4299	9.67	44	44461	2267	2032	52.73	47.27
5	22	2014	5	17	4296	9.66	45	44461	2260	2036	52.61	47.39
12	12	2014	6	16	4291	9.65	46	44461	2080	2211	48.47	51.53
12	15	2014	2	16	4286	9.64	47	44461	1953	2333	45.57	54.43
4	18	2014	6	16	4283	9.63	48	44461	2117	2166	49.43	50.57
7	29	2014	3	17	4283	9.63	49	44461	2149	2134	50.18	49.82
10	8	2014	4	16	4278	9.62	50	44461	1927	2351	45.04	54.96
4	29	2014	3	17	4276	9.62	51	44461	2271	2005	53.11	46.89
7	23	2014	4	17	4276	9.62	52	44461	2208	2068	51.64	48.36

MO	DY	YR	DAY OF WK	HR	HR VOL	PERCENT OF AADT	HOUR NUMBER	AADT	NORTH VOLUME	SOUTH VOLUME	PERCENT NORTH IS OF TOTAL VOLUME	PERCENT SOUTH IS OF TOTAL VOLUME
6	19	2014	5	17	4272	9.61	53	44461	2157	2115	50.49	49.51
12	9	2014	3	17	4272	9.61	54	44461	2127	2145	49.79	50.21
11	18	2014	3	16	4270	9.60	55	44461	1935	2335	45.32	54.68
5	15	2014	5	17	4269	9.60	56	44461	2223	2046	52.07	47.93
6	26	2014	5	17	4267	9.60	57	44461	2224	2043	52.12	47.88
7	31	2014	5	16	4266	9.59	58	44461	1935	2331	45.36	54.64
10	2	2014	5	17	4264	9.59	59	44461	2135	2129	50.07	49.93
10	7	2014	3	17	4264	9.59	60	44461	2108	2156	49.44	50.56
12	23	2014	3	16	4262	9.59	61	44461	2001	2261	46.95	53.05
5	1	2014	5	17	4258	9.58	62	44461	2186	2072	51.34	48.66
5	21	2014	4	16	4258	9.58	63	44461	1965	2293	46.15	53.85
11	25	2014	3	17	4257	9.57	64	44461	2157	2100	50.67	49.33
4	11	2014	6	16	4256	9.57	65	44461	2043	2213	48.00	52.00
6	13	2014	6	16	4256	9.57	66	44461	2131	2125	50.07	49.93
4	30	2014	4	16	4251	9.56	67	44461	1978	2273	46.53	53.47
12	12	2014	6	17	4250	9.56	68	44461	2261	1989	53.20	46.80
10	6	2014	2	17	4249	9.56	69	44461	2111	2138	49.68	50.32
12	16	2014	3	16	4247	9.55	70	44461	2007	2240	47.26	52.74
5	29	2014	5	16	4244	9.55	71	44461	1971	2273	46.44	53.56
7	24	2014	5	16	4244	9.55	72	44461	1927	2317	45.41	54.59
2	28	2014	6	16	4242	9.54	73	44461	2074	2168	48.89	51.11
6	5	2014	5	17	4241	9.54	74	44461	2188	2053	51.59	48.41
12	18	2014	5	16	4240	9.54	75	44461	1887	2353	44.50	55.50
12	5	2014	6	17	4239	9.53	76	44461	2176	2063	51.33	48.67
10	10	2014	6	16	4238	9.53	77	44461	2085	2153	49.20	50.80
5	27	2014	3	17	4232	9.52	78	44461	2228	2004	52.65	47.35
7	11	2014	6	17	4232	9.52	79	44461	2189	2043	51.72	48.28
7	10	2014	5	17	4231	9.52	80	44461	2190	2041	51.76	48.24
12	22	2014	2	16	4231	9.52	81	44461	2031	2200	48.00	52.00
10	14	2014	3	17	4229	9.51	82	44461	2225	2004	52.61	47.39
11	17	2014	2	17	4227	9.51	83	44461	2182	2045	51.62	48.38
4	9	2014	4	17	4226	9.50	84	44461	2209	2017	52.27	47.73
6	18	2014	4	17	4226	9.50	85	44461	2142	2084	50.69	49.31
6	25	2014	4	17	4226	9.50	86	44461	2182	2044	51.63	48.37
7	17	2014	5	16	4226	9.50	87	44461	1948	2278	46.10	53.90
6	2	2014	2	17	4225	9.50	88	44461	2224	2001	52.64	47.36
10	29	2014	4	16	4225	9.50	89	44461	1894	2331	44.83	55.17
10	30	2014	5	17	4224	9.50	90	44461	2187	2037	51.78	48.22
5	14	2014	4	17	4223	9.50	91	44461	2157	2066	51.08	48.92
7	3	2014	5	17	4222	9.50	92	44461	2383	1839	56.44	43.56
5	30	2014	6	16	4219	9.49	93	44461	2116	2103	50.15	49.85

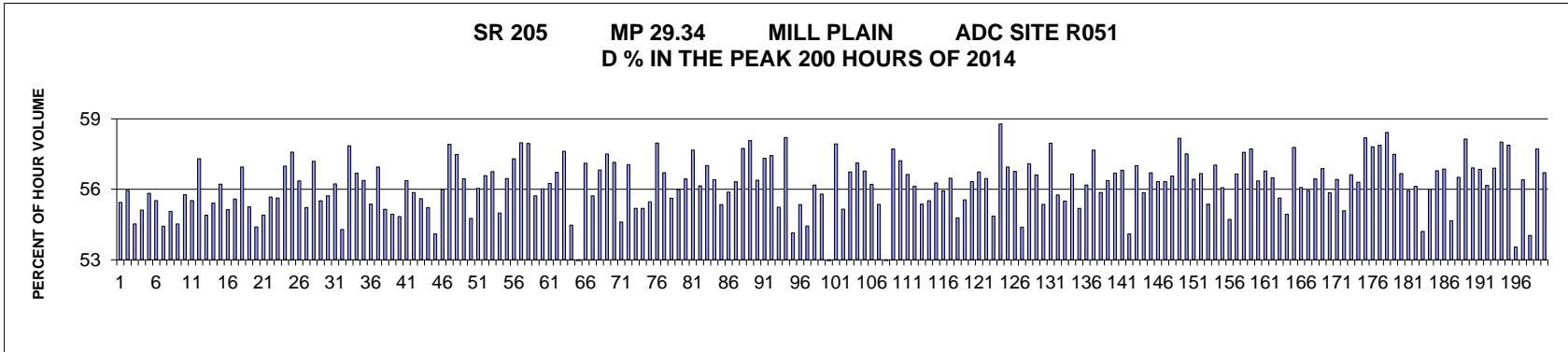
MO	DY	YR	DAY OF WK	HR	HR VOL	PERCENT OF AADT	HOUR NUMBER	AADT	NORTH VOLUME	SOUTH VOLUME	PERCENT NORTH IS OF TOTAL VOLUME	PERCENT SOUTH IS OF TOTAL VOLUME
6	5	2014	5	16	4218	9.49	94	44461	1973	2245	46.78	53.22
6	16	2014	2	17	4215	9.48	95	44461	2143	2072	50.84	49.16
11	20	2014	5	16	4215	9.48	96	44461	1827	2388	43.35	56.65
7	10	2014	5	16	4214	9.48	97	44461	1932	2282	45.85	54.15
12	19	2014	6	17	4214	9.48	98	44461	2153	2061	51.09	48.91
7	14	2014	2	17	4213	9.48	99	44461	2052	2161	48.71	51.29
11	19	2014	4	16	4213	9.48	100	44461	1858	2355	44.10	55.90
11	25	2014	3	16	4213	9.48	101	44461	1918	2295	45.53	54.47
6	11	2014	4	16	4211	9.47	102	44461	1932	2279	45.88	54.12
5	9	2014	6	16	4209	9.47	103	44461	2152	2057	51.13	48.87
5	12	2014	2	17	4209	9.47	104	44461	2108	2101	50.08	49.92
5	15	2014	5	16	4209	9.47	105	44461	1979	2230	47.02	52.98
12	17	2014	4	16	4207	9.46	106	44461	1927	2280	45.80	54.20
12	2	2014	3	16	4206	9.46	107	44461	1865	2341	44.34	55.66
7	3	2014	5	16	4205	9.46	108	44461	2191	2014	52.10	47.90
11	12	2014	4	17	4205	9.46	109	44461	2024	2181	48.13	51.87
12	17	2014	4	17	4204	9.46	110	44461	2078	2126	49.43	50.57
3	21	2014	6	17	4202	9.45	111	44461	2330	1872	55.45	44.55
5	13	2014	3	16	4200	9.45	112	44461	1960	2240	46.67	53.33
2	13	2014	5	17	4198	9.44	113	44461	2270	1928	54.07	45.93
10	31	2014	6	16	4195	9.44	114	44461	2074	2121	49.44	50.56
10	28	2014	3	17	4194	9.43	115	44461	2118	2076	50.50	49.50
7	15	2014	3	16	4191	9.43	116	44461	1908	2283	45.53	54.47
6	24	2014	3	17	4190	9.42	117	44461	2167	2023	51.72	48.28
7	25	2014	6	16	4190	9.42	118	44461	2082	2108	49.69	50.31
6	18	2014	4	16	4189	9.42	119	44461	1913	2276	45.67	54.33
10	16	2014	5	17	4189	9.42	120	44461	2069	2120	49.39	50.61
12	18	2014	5	17	4188	9.42	121	44461	2048	2140	48.90	51.10
2	12	2014	4	17	4187	9.42	122	44461	2170	2017	51.83	48.17
7	18	2014	6	17	4187	9.42	123	44461	2231	1956	53.28	46.72
10	3	2014	6	16	4185	9.41	124	44461	2034	2151	48.60	51.40
7	11	2014	6	16	4184	9.41	125	44461	1966	2218	46.99	53.01
10	15	2014	4	17	4181	9.40	126	44461	2126	2055	50.85	49.15
10	24	2014	6	16	4178	9.40	127	44461	2074	2104	49.64	50.36
4	25	2014	6	16	4177	9.39	128	44461	1956	2221	46.83	53.17
11	21	2014	6	16	4177	9.39	129	44461	1999	2178	47.86	52.14
5	20	2014	3	16	4176	9.39	130	44461	1957	2219	46.86	53.14
11	4	2014	3	16	4175	9.39	131	44461	1886	2289	45.17	54.83
6	17	2014	3	16	4174	9.39	132	44461	1910	2264	45.76	54.24
10	24	2014	6	17	4174	9.39	133	44461	2266	1908	54.29	45.71
12	22	2014	2	17	4173	9.39	134	44461	2041	2132	48.91	51.09

MO	DY	YR	DAY OF WK	HR	HR VOL	PERCENT OF AADT	HOUR NUMBER	AADT	NORTH VOLUME	SOUTH VOLUME	PERCENT NORTH IS OF TOTAL VOLUME	PERCENT SOUTH IS OF TOTAL VOLUME
6	23	2014	2	17	4172	9.38	135	44461	2103	2069	50.41	49.59
11	14	2014	6	16	4171	9.38	136	44461	1994	2177	47.81	52.19
4	22	2014	3	17	4170	9.38	137	44461	2140	2030	51.32	48.68
12	3	2014	4	17	4170	9.38	138	44461	2039	2131	48.90	51.10
7	1	2014	3	16	4169	9.38	139	44461	1891	2278	45.36	54.64
3	20	2014	5	17	4167	9.37	140	44461	2145	2022	51.48	48.52
7	16	2014	4	16	4167	9.37	141	44461	1868	2299	44.83	55.17
7	22	2014	3	16	4166	9.37	142	44461	1828	2338	43.88	56.12
1	24	2014	6	17	4164	9.37	143	44461	2194	1970	52.69	47.31
3	21	2014	6	16	4163	9.36	144	44461	2010	2153	48.28	51.72
6	4	2014	4	16	4163	9.36	145	44461	1962	2201	47.13	52.87
10	17	2014	6	17	4163	9.36	146	44461	2238	1925	53.76	46.24
4	7	2014	2	17	4162	9.36	147	44461	2171	1991	52.16	47.84
10	9	2014	5	16	4162	9.36	148	44461	1903	2259	45.72	54.28
6	20	2014	6	17	4161	9.36	149	44461	2175	1986	52.27	47.73
6	6	2014	6	17	4160	9.36	150	44461	2291	1869	55.07	44.93
7	2	2014	4	16	4160	9.36	151	44461	1961	2199	47.14	52.86
7	29	2014	3	16	4159	9.35	152	44461	1943	2216	46.72	53.28
11	26	2014	4	16	4158	9.35	153	44461	2019	2139	48.56	51.44
12	1	2014	2	16	4156	9.35	154	44461	1877	2279	45.16	54.84
12	5	2014	6	16	4155	9.35	155	44461	1888	2267	45.44	54.56
2	4	2014	3	17	4153	9.34	156	44461	2099	2054	50.54	49.46
6	4	2014	4	17	4153	9.34	157	44461	2071	2082	49.87	50.13
2	26	2014	4	17	4152	9.34	158	44461	2227	1925	53.64	46.36
1	17	2014	6	16	4151	9.34	159	44461	2066	2085	49.77	50.23
5	6	2014	3	16	4151	9.34	160	44461	2010	2141	48.42	51.58
4	15	2014	3	17	4150	9.33	161	44461	2156	1994	51.95	48.05
1	15	2014	4	17	4149	9.33	162	44461	2093	2056	50.45	49.55
6	19	2014	5	16	4149	9.33	163	44461	1864	2285	44.93	55.07
12	2	2014	3	17	4149	9.33	164	44461	2079	2070	50.11	49.89
11	7	2014	6	17	4146	9.33	165	44461	2261	1885	54.53	45.47
10	16	2014	5	16	4145	9.32	166	44461	1777	2368	42.87	57.13
10	27	2014	2	17	4145	9.32	167	44461	2089	2056	50.40	49.60
12	3	2014	4	16	4144	9.32	168	44461	1844	2300	44.50	55.50
10	8	2014	4	17	4142	9.32	169	44461	2084	2058	50.31	49.69
7	9	2014	4	17	4139	9.31	170	44461	2130	2009	51.46	48.54
10	10	2014	6	17	4137	9.30	171	44461	2216	1921	53.57	46.43
1	30	2014	5	17	4133	9.30	172	44461	2135	1998	51.66	48.34
4	8	2014	3	17	4133	9.30	173	44461	2094	2039	50.67	49.33
11	5	2014	4	17	4133	9.30	174	44461	2059	2074	49.82	50.18
11	12	2014	4	16	4133	9.30	175	44461	1890	2243	45.73	54.27

MO	DY	YR	DAY OF WK	HR	HR VOL	PERCENT OF AADT	HOUR NUMBER	AADT	NORTH VOLUME	SOUTH VOLUME	PERCENT NORTH IS OF TOTAL VOLUME	PERCENT SOUTH IS OF TOTAL VOLUME
10	7	2014	3	16	4132	9.29	176	44461	1873	2259	45.33	54.67
4	11	2014	6	17	4130	9.29	177	44461	2216	1914	53.66	46.34
6	27	2014	6	16	4128	9.28	178	44461	2097	2031	50.80	49.20
3	26	2014	4	17	4127	9.28	179	44461	2111	2016	51.15	48.85
5	2	2014	6	17	4126	9.28	180	44461	2085	2041	50.53	49.47
11	7	2014	6	16	4124	9.28	181	44461	2003	2121	48.57	51.43
12	4	2014	5	17	4123	9.27	182	44461	2080	2043	50.45	49.55
11	24	2014	2	17	4120	9.27	183	44461	2068	2052	50.19	49.81
2	19	2014	4	17	4119	9.26	184	44461	2093	2026	50.81	49.19
3	13	2014	5	17	4117	9.26	185	44461	2126	1991	51.64	48.36
12	4	2014	5	16	4117	9.26	186	44461	1790	2327	43.48	56.52
2	21	2014	6	17	4115	9.26	187	44461	2181	1934	53.00	47.00
4	10	2014	5	16	4115	9.26	188	44461	1882	2233	45.74	54.26
6	3	2014	3	16	4115	9.26	189	44461	1925	2190	46.78	53.22
4	22	2014	3	16	4114	9.25	190	44461	1911	2203	46.45	53.55
5	14	2014	4	16	4114	9.25	191	44461	1867	2247	45.38	54.62
5	16	2014	6	16	4112	9.25	192	44461	1990	2122	48.39	51.61
6	10	2014	3	16	4112	9.25	193	44461	1828	2284	44.46	55.54
6	26	2014	5	16	4112	9.25	194	44461	1870	2242	45.48	54.52
1	24	2014	6	16	4110	9.24	195	44461	1947	2163	47.37	52.63
3	5	2014	4	16	4110	9.24	196	44461	1890	2220	45.99	54.01
7	8	2014	3	16	4110	9.24	197	44461	1845	2265	44.89	55.11
3	7	2014	6	16	4109	9.24	198	44461	1932	2177	47.02	52.98
10	31	2014	6	17	4109	9.24	199	44461	2145	1964	52.20	47.80
10	20	2014	2	17	4107	9.24	200	44461	2120	1987	51.62	48.38



AADT= 113893 K 30 FACTOR= 8.50 K 100 FACTOR= 8.35 K 200 FACTOR= 8.23 D 30 FACTOR= 55.72



MO	DY	YR	DAY OF WK	HR	HR VOL	PERCENT OF AADT	HOUR NUMBER	AADT	NORTH VOLUME	SOUTH VOLUME	PERCENT NORTH IS OF TOTAL VOLUME	PERCENT SOUTH IS OF TOTAL VOLUME
5	23	2014	6	16	9927	8.72	1	113893	5504	4423	55.44	44.56
5	30	2014	6	17	9923	8.71	2	113893	5553	4370	55.96	44.04
4	4	2014	6	16	9851	8.65	3	113893	5372	4479	54.53	45.47
6	13	2014	6	16	9835	8.64	4	113893	5421	4414	55.12	44.88
6	19	2014	5	17	9835	8.64	5	113893	5491	4344	55.83	44.17
4	4	2014	6	17	9830	8.63	6	113893	5458	4372	55.52	44.48
10	3	2014	6	16	9815	8.62	7	113893	5342	4473	54.43	45.57
2	28	2014	6	16	9812	8.62	8	113893	5402	4410	55.06	44.94
5	23	2014	6	17	9798	8.60	9	113893	5343	4455	54.53	45.47
5	22	2014	5	17	9792	8.60	10	113893	5461	4331	55.77	44.23
4	18	2014	6	16	9788	8.59	11	113893	5434	4354	55.52	44.48

MO	DY	YR	DAY OF WK	HR	HR VOL	PERCENT OF AADT	HOUR NUMBER	AADT	NORTH VOLUME	SOUTH VOLUME	PERCENT NORTH IS OF TOTAL VOLUME	PERCENT SOUTH IS OF TOTAL VOLUME
2	21	2014	6	17	9785	8.59	12	113893	5607	4178	57.30	42.70
6	20	2014	6	16	9779	8.59	13	113893	5369	4410	54.90	45.10
3	14	2014	6	16	9778	8.59	14	113893	5419	4359	55.42	44.58
5	16	2014	6	17	9765	8.57	15	113893	5490	4275	56.22	43.78
5	2	2014	6	16	9753	8.56	16	113893	5377	4376	55.13	44.87
11	26	2014	4	15	9746	8.56	17	113893	5418	4328	55.59	44.41
6	10	2014	3	17	9743	8.55	18	113893	5549	4194	56.95	43.05
10	3	2014	6	17	9743	8.55	19	113893	5383	4360	55.25	44.75
6	6	2014	6	16	9725	8.54	20	113893	5290	4435	54.40	45.60
6	20	2014	6	17	9725	8.54	21	113893	5339	4386	54.90	45.10
12	12	2014	6	16	9724	8.54	22	113893	5413	4311	55.67	44.33
8	29	2014	6	16	9722	8.54	23	113893	5408	4314	55.63	44.37
9	18	2014	5	17	9714	8.53	24	113893	5536	4178	56.99	43.01
3	27	2014	5	17	9710	8.53	25	113893	5591	4119	57.58	42.42
6	19	2014	5	18	9707	8.52	26	113893	5471	4236	56.36	43.64
5	30	2014	6	16	9689	8.51	27	113893	5351	4338	55.23	44.77
3	14	2014	6	17	9686	8.50	28	113893	5539	4147	57.19	42.81
5	2	2014	6	17	9682	8.50	29	113893	5374	4308	55.51	44.49
4	25	2014	6	17	9680	8.50	30	113893	5394	4286	55.72	44.28
4	25	2014	6	16	9675	8.49	31	113893	5440	4235	56.23	43.77
7	3	2014	5	16	9674	8.49	32	113893	5252	4422	54.29	45.71
9	24	2014	4	17	9662	8.48	33	113893	5589	4073	57.85	42.15
10	31	2014	6	16	9662	8.48	34	113893	5477	4185	56.69	43.31
7	24	2014	5	17	9661	8.48	35	113893	5447	4214	56.38	43.62
3	21	2014	6	16	9656	8.48	36	113893	5347	4309	55.37	44.63
5	15	2014	5	17	9648	8.47	37	113893	5495	4153	56.95	43.05
1	17	2014	6	17	9640	8.46	38	113893	5316	4324	55.15	44.85
4	25	2014	6	18	9639	8.46	39	113893	5296	4343	54.94	45.06
9	26	2014	6	16	9638	8.46	40	113893	5285	4353	54.84	45.16
6	27	2014	6	18	9633	8.46	41	113893	5430	4203	56.37	43.63
8	5	2014	3	18	9627	8.45	42	113893	5378	4249	55.86	44.14
6	27	2014	6	17	9620	8.45	43	113893	5349	4271	55.60	44.40
6	18	2014	4	18	9619	8.45	44	113893	5312	4307	55.22	44.78
9	16	2014	3	18	9619	8.45	45	113893	5204	4415	54.10	45.90
11	26	2014	4	16	9619	8.45	46	113893	5386	4233	55.99	44.01
6	10	2014	3	18	9617	8.44	47	113893	5569	4048	57.91	42.09
8	20	2014	4	17	9611	8.44	48	113893	5524	4087	57.48	42.52
2	21	2014	6	16	9598	8.43	49	113893	5418	4180	56.45	43.55
11	7	2014	6	16	9597	8.43	50	113893	5255	4342	54.76	45.24
9	5	2014	6	16	9595	8.42	51	113893	5377	4218	56.04	43.96
8	28	2014	5	17	9592	8.42	52	113893	5427	4165	56.58	43.42

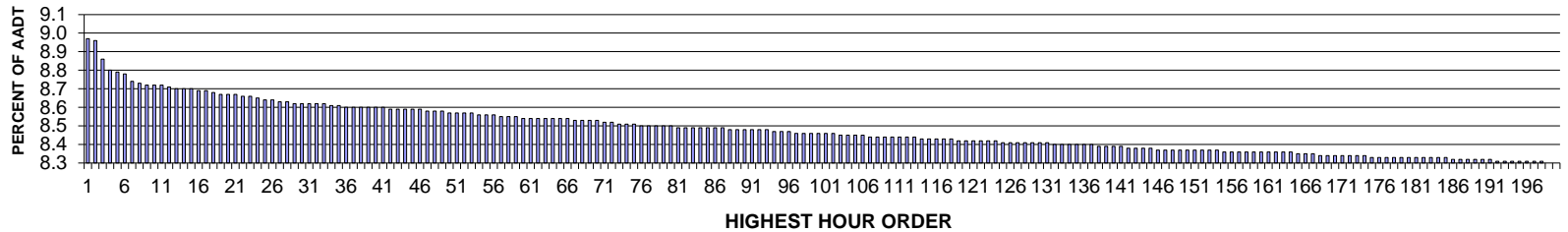
MO	DY	YR	DAY OF WK	HR	HR VOL	PERCENT OF AADT	HOUR NUMBER	AADT	NORTH VOLUME	SOUTH VOLUME	PERCENT NORTH IS OF TOTAL VOLUME	PERCENT SOUTH IS OF TOTAL VOLUME
8	21	2014	5	18	9590	8.42	53	113893	5442	4148	56.75	43.25
12	5	2014	6	16	9590	8.42	54	113893	5274	4316	54.99	45.01
10	9	2014	5	17	9588	8.42	55	113893	5413	4175	56.46	43.54
4	24	2014	5	17	9587	8.42	56	113893	5493	4094	57.30	42.70
4	2	2014	4	17	9586	8.42	57	113893	5558	4028	57.98	42.02
4	30	2014	4	17	9584	8.41	58	113893	5554	4030	57.95	42.05
5	16	2014	6	16	9584	8.41	59	113893	5340	4244	55.72	44.28
8	6	2014	4	18	9584	8.41	60	113893	5369	4215	56.02	43.98
8	6	2014	4	17	9583	8.41	61	113893	5390	4193	56.25	43.75
6	5	2014	5	17	9582	8.41	62	113893	5435	4147	56.72	43.28
8	21	2014	5	17	9579	8.41	63	113893	5519	4060	57.62	42.38
5	23	2014	6	18	9566	8.40	64	113893	5212	4354	54.48	45.52
8	22	2014	6	15	9566	8.40	65	113893	4807	4759	50.25	49.75
5	1	2014	5	17	9565	8.40	66	113893	5463	4102	57.11	42.89
8	7	2014	5	18	9565	8.40	67	113893	5330	4235	55.72	44.28
9	9	2014	3	18	9564	8.40	68	113893	5434	4130	56.82	43.18
10	2	2014	5	17	9559	8.39	69	113893	5496	4063	57.50	42.50
5	7	2014	4	18	9556	8.39	70	113893	5461	4095	57.15	42.85
6	20	2014	6	18	9554	8.39	71	113893	5217	4337	54.61	45.39
6	24	2014	3	18	9550	8.39	72	113893	5448	4102	57.05	42.95
5	2	2014	6	18	9549	8.38	73	113893	5270	4279	55.19	44.81
6	12	2014	5	18	9547	8.38	74	113893	5269	4278	55.19	44.81
7	16	2014	4	18	9546	8.38	75	113893	5295	4251	55.47	44.53
8	13	2014	4	17	9545	8.38	76	113893	5533	4012	57.97	42.03
4	11	2014	6	16	9540	8.38	77	113893	5410	4130	56.71	43.29
10	31	2014	6	17	9539	8.38	78	113893	5306	4233	55.62	44.38
1	17	2014	6	16	9538	8.37	79	113893	5340	4198	55.99	44.01
9	4	2014	5	17	9537	8.37	80	113893	5383	4154	56.44	43.56
10	29	2014	4	17	9537	8.37	81	113893	5500	4037	57.67	42.33
7	17	2014	5	18	9535	8.37	82	113893	5354	4181	56.15	43.85
7	18	2014	6	16	9535	8.37	83	113893	5436	4099	57.01	42.99
4	16	2014	4	18	9533	8.37	84	113893	5378	4155	56.41	43.59
6	13	2014	6	18	9532	8.37	85	113893	5276	4256	55.35	44.65
9	10	2014	4	17	9531	8.37	86	113893	5326	4205	55.88	44.12
9	18	2014	5	18	9530	8.37	87	113893	5367	4163	56.32	43.68
3	12	2014	4	17	9528	8.37	88	113893	5501	4027	57.74	42.26
5	20	2014	3	17	9526	8.36	89	113893	5532	3994	58.07	41.93
7	31	2014	5	17	9526	8.36	90	113893	5372	4154	56.39	43.61
5	7	2014	4	17	9525	8.36	91	113893	5460	4065	57.32	42.68
5	22	2014	5	18	9524	8.36	92	113893	5470	4054	57.43	42.57
7	11	2014	6	16	9524	8.36	93	113893	5261	4263	55.24	44.76

MO	DY	YR	DAY OF WK	HR	HR VOL	PERCENT OF AADT	HOUR NUMBER	AADT	NORTH VOLUME	SOUTH VOLUME	PERCENT NORTH IS OF TOTAL VOLUME	PERCENT SOUTH IS OF TOTAL VOLUME
2	26	2014	4	17	9521	8.36	94	113893	5541	3980	58.20	41.80
9	5	2014	6	17	9521	8.36	95	113893	5156	4365	54.15	45.85
9	26	2014	6	18	9521	8.36	96	113893	5270	4251	55.35	44.65
9	19	2014	6	18	9520	8.36	97	113893	5183	4337	54.44	45.56
7	9	2014	4	17	9518	8.36	98	113893	5347	4171	56.18	43.82
7	11	2014	6	18	9515	8.35	99	113893	5309	4206	55.80	44.20
1	31	2014	6	18	9512	8.35	100	113893	5034	4478	52.92	47.08
10	23	2014	5	17	9511	8.35	101	113893	5510	4001	57.93	42.07
1	31	2014	6	17	9510	8.35	102	113893	5246	4264	55.16	44.84
11	19	2014	4	17	9510	8.35	103	113893	5396	4114	56.74	43.26
6	27	2014	6	16	9509	8.35	104	113893	5432	4077	57.12	42.88
6	3	2014	3	18	9507	8.35	105	113893	5398	4109	56.78	43.22
8	14	2014	5	17	9506	8.35	106	113893	5343	4163	56.21	43.79
12	12	2014	6	17	9502	8.34	107	113893	5260	4242	55.36	44.64
8	8	2014	6	15	9501	8.34	108	113893	4978	4523	52.39	47.61
5	6	2014	3	17	9499	8.34	109	113893	5482	4017	57.71	42.29
5	21	2014	4	17	9496	8.34	110	113893	5434	4062	57.22	42.78
7	15	2014	3	18	9495	8.34	111	113893	5377	4118	56.63	43.37
8	13	2014	4	18	9495	8.34	112	113893	5330	4165	56.13	43.87
1	24	2014	6	17	9494	8.34	113	113893	5257	4237	55.37	44.63
8	14	2014	5	18	9492	8.33	114	113893	5269	4223	55.51	44.49
8	22	2014	6	17	9491	8.33	115	113893	5341	4150	56.27	43.73
5	22	2014	5	16	9487	8.33	116	113893	5306	4181	55.93	44.07
7	3	2014	5	17	9486	8.33	117	113893	5357	4129	56.47	43.53
8	20	2014	4	18	9486	8.33	118	113893	5197	4289	54.79	45.21
6	5	2014	5	18	9485	8.33	119	113893	5269	4216	55.55	44.45
8	15	2014	6	16	9485	8.33	120	113893	5343	4142	56.33	43.67
6	25	2014	4	17	9482	8.33	121	113893	5380	4102	56.74	43.26
5	30	2014	6	18	9480	8.32	122	113893	5352	4128	56.46	43.54
4	4	2014	6	18	9479	8.32	123	113893	5200	4279	54.86	45.14
9	22	2014	2	17	9478	8.32	124	113893	5571	3907	58.78	41.22
4	30	2014	4	18	9477	8.32	125	113893	5397	4080	56.95	43.05
6	13	2014	6	17	9477	8.32	126	113893	5379	4098	56.76	43.24
8	22	2014	6	16	9477	8.32	127	113893	5155	4322	54.39	45.61
4	16	2014	4	17	9475	8.32	128	113893	5409	4066	57.09	42.91
9	9	2014	3	17	9475	8.32	129	113893	5364	4111	56.61	43.39
10	10	2014	6	18	9470	8.31	130	113893	5243	4227	55.36	44.64
4	15	2014	3	18	9468	8.31	131	113893	5488	3980	57.96	42.04
8	28	2014	5	16	9468	8.31	132	113893	5279	4189	55.76	44.24
9	5	2014	6	18	9468	8.31	133	113893	5255	4213	55.50	44.50
6	18	2014	4	17	9467	8.31	134	113893	5363	4104	56.65	43.35

MO	DY	YR	DAY OF WK	HR	HR VOL	PERCENT OF AADT	HOUR NUMBER	AADT	NORTH VOLUME	SOUTH VOLUME	PERCENT NORTH IS OF TOTAL VOLUME	PERCENT SOUTH IS OF TOTAL VOLUME
7	25	2014	6	16	9467	8.31	135	113893	5225	4242	55.19	44.81
1	24	2014	6	16	9464	8.31	136	113893	5317	4147	56.18	43.82
9	17	2014	4	17	9464	8.31	137	113893	5458	4006	57.67	42.33
5	29	2014	5	17	9461	8.31	138	113893	5285	4176	55.86	44.14
11	20	2014	5	17	9459	8.31	139	113893	5332	4127	56.37	43.63
6	11	2014	4	17	9458	8.30	140	113893	5362	4096	56.69	43.31
11	18	2014	3	17	9458	8.30	141	113893	5373	4085	56.81	43.19
10	3	2014	6	18	9457	8.30	142	113893	5116	4341	54.10	45.90
9	2	2014	3	17	9456	8.30	143	113893	5391	4065	57.01	42.99
7	18	2014	6	17	9455	8.30	144	113893	5281	4174	55.85	44.15
3	27	2014	5	18	9454	8.30	145	113893	5360	4094	56.70	43.30
4	24	2014	5	18	9454	8.30	146	113893	5325	4129	56.33	43.67
9	12	2014	6	16	9452	8.30	147	113893	5324	4128	56.33	43.67
6	25	2014	4	18	9450	8.30	148	113893	5345	4105	56.56	43.44
10	21	2014	3	17	9450	8.30	149	113893	5497	3953	58.17	41.83
3	20	2014	5	17	9448	8.30	150	113893	5434	4014	57.51	42.49
7	21	2014	2	17	9446	8.29	151	113893	5330	4116	56.43	43.57
4	11	2014	6	17	9444	8.29	152	113893	5352	4092	56.67	43.33
7	29	2014	3	18	9439	8.29	153	113893	5226	4213	55.37	44.63
4	15	2014	3	17	9437	8.29	154	113893	5382	4055	57.03	42.97
9	25	2014	5	16	9436	8.28	155	113893	5291	4145	56.07	43.93
7	1	2014	3	18	9434	8.28	156	113893	5162	4272	54.72	45.28
8	29	2014	6	17	9432	8.28	157	113893	5343	4089	56.65	43.35
11	25	2014	3	16	9431	8.28	158	113893	5429	4002	57.57	42.43
7	17	2014	5	17	9430	8.28	159	113893	5443	3987	57.72	42.28
7	21	2014	2	18	9430	8.28	160	113893	5315	4115	56.36	43.64
2	27	2014	5	17	9428	8.28	161	113893	5353	4075	56.78	43.22
4	3	2014	5	16	9426	8.28	162	113893	5325	4101	56.49	43.51
9	2	2014	3	18	9424	8.27	163	113893	5243	4181	55.63	44.37
2	14	2014	6	16	9421	8.27	164	113893	5176	4245	54.94	45.06
5	5	2014	2	17	9420	8.27	165	113893	5443	3977	57.78	42.22
8	28	2014	5	18	9419	8.27	166	113893	5282	4137	56.08	43.92
9	10	2014	4	18	9418	8.27	167	113893	5269	4149	55.95	44.05
9	24	2014	4	18	9417	8.27	168	113893	5315	4102	56.44	43.56
8	27	2014	4	16	9416	8.27	169	113893	5356	4060	56.88	43.12
9	4	2014	5	18	9414	8.27	170	113893	5258	4156	55.85	44.15
5	29	2014	5	18	9413	8.26	171	113893	5311	4102	56.42	43.58
9	11	2014	5	18	9412	8.26	172	113893	5185	4227	55.09	44.91
6	17	2014	3	17	9410	8.26	173	113893	5328	4082	56.62	43.38
9	18	2014	5	16	9408	8.26	174	113893	5297	4111	56.30	43.70
6	17	2014	3	18	9407	8.26	175	113893	5474	3933	58.19	41.81

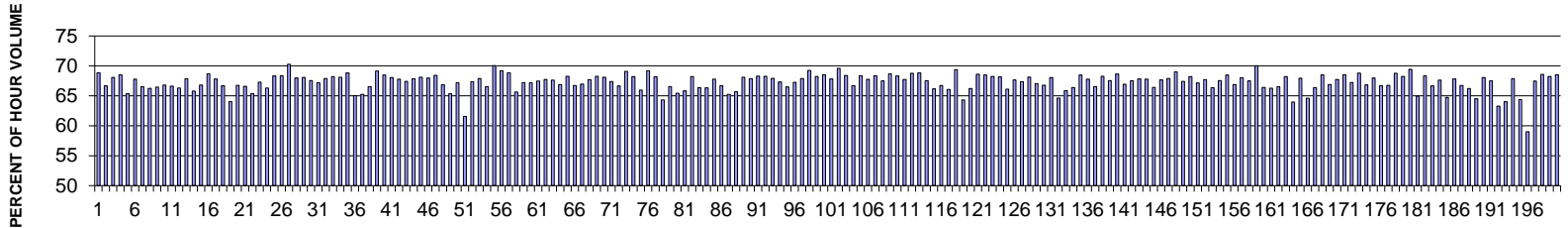
MO	DY	YR	DAY OF WK	HR	HR VOL	PERCENT OF AADT	HOUR NUMBER	AADT	NORTH VOLUME	SOUTH VOLUME	PERCENT NORTH IS OF TOTAL VOLUME	PERCENT SOUTH IS OF TOTAL VOLUME
10	14	2014	3	17	9407	8.26	176	113893	5438	3969	57.81	42.19
7	2	2014	4	18	9406	8.26	177	113893	5443	3963	57.87	42.13
5	12	2014	2	17	9405	8.26	178	113893	5494	3911	58.42	41.58
6	24	2014	3	17	9405	8.26	179	113893	5407	3998	57.49	42.51
10	2	2014	5	16	9405	8.26	180	113893	5330	4075	56.67	43.33
3	20	2014	5	18	9404	8.26	181	113893	5262	4142	55.95	44.05
6	4	2014	4	18	9403	8.26	182	113893	5278	4125	56.13	43.87
7	3	2014	5	15	9403	8.26	183	113893	5097	4306	54.21	45.79
9	3	2014	4	18	9401	8.25	184	113893	5265	4136	56.00	44.00
9	3	2014	4	17	9397	8.25	185	113893	5337	4060	56.79	43.21
7	11	2014	6	17	9395	8.25	186	113893	5342	4053	56.86	43.14
10	9	2014	5	18	9394	8.25	187	113893	5135	4259	54.66	45.34
11	25	2014	3	17	9394	8.25	188	113893	5309	4085	56.51	43.49
6	4	2014	4	17	9393	8.25	189	113893	5461	3932	58.14	41.86
9	11	2014	5	17	9389	8.24	190	113893	5343	4046	56.91	43.09
7	25	2014	6	18	9388	8.24	191	113893	5337	4051	56.85	43.15
10	1	2014	4	18	9385	8.24	192	113893	5272	4113	56.17	43.83
11	5	2014	4	17	9385	8.24	193	113893	5340	4045	56.90	43.10
9	16	2014	3	17	9384	8.24	194	113893	5444	3940	58.01	41.99
3	11	2014	3	17	9383	8.24	195	113893	5430	3953	57.87	42.13
3	7	2014	6	16	9380	8.24	196	113893	5022	4358	53.54	46.46
7	2	2014	4	17	9380	8.24	197	113893	5291	4089	56.41	43.59
8	15	2014	6	15	9380	8.24	198	113893	5069	4311	54.04	45.96
6	3	2014	3	17	9379	8.23	199	113893	5413	3966	57.71	42.29
7	10	2014	5	18	9379	8.23	200	113893	5319	4060	56.71	43.29

**SR 002 MP 0.26 EVERETT ADC SITE R052
K FOR PEAK 200 HOURS OF 2014**



AADT= 76438 K 30 FACTOR= 8.61 K 100 FACTOR= 8.45 K 200 FACTOR= 8.29 D 30 FACTOR= 67.55

**SR 002 MP 0.26 EVERETT ADC SITE R052
D % IN THE PEAK 200 HOURS OF 2014**



MO	DY	YR	DAY OF WK	HR	HR VOL	PERCENT OF AADT	HOUR NUMBER	AADT	EAST VOLUME	WEST VOLUME	PERCENT EAST IS OF TOTAL VOLUME	PERCENT WEST IS OF TOTAL VOLUME
10	21	2014	3	18	6846	8.96	1	76438	4713	2133	68.84	31.16
10	6	2014	2	17	6843	8.95	2	76438	4563	2280	66.68	33.32
10	1	2014	4	17	6763	8.85	3	76438	4604	2159	68.08	31.92
6	9	2014	2	18	6718	8.79	4	76438	4602	2116	68.50	31.50
6	10	2014	3	18	6709	8.78	5	76438	4384	2325	65.35	34.65
6	3	2014	3	17	6704	8.77	6	76438	4544	2160	67.78	32.22
10	8	2014	4	17	6674	8.73	7	76438	4439	2235	66.51	33.49
5	22	2014	5	17	6666	8.72	8	76438	4416	2250	66.25	33.75
5	21	2014	4	18	6661	8.71	9	76438	4427	2234	66.46	33.54
5	20	2014	3	17	6659	8.71	10	76438	4449	2210	66.81	33.19
1	16	2014	5	17	6654	8.71	11	76438	4432	2222	66.61	33.39

MO	DY	YR	DAY OF WK	HR	HR VOL	PERCENT OF AADT	HOUR NUMBER	AADT	EAST VOLUME	WEST VOLUME	PERCENT EAST IS OF TOTAL VOLUME	PERCENT WEST IS OF TOTAL VOLUME
2	13	2014	5	17	6647	8.70	12	76438	4406	2241	66.29	33.71
6	5	2014	5	17	6645	8.69	13	76438	4510	2135	67.87	32.13
10	24	2014	6	17	6642	8.69	14	76438	4370	2272	65.79	34.21
10	3	2014	6	17	6639	8.69	15	76438	4434	2205	66.79	33.21
4	15	2014	3	17	6637	8.68	16	76438	4559	2078	68.69	31.31
10	2	2014	5	18	6632	8.68	17	76438	4498	2134	67.82	32.18
6	12	2014	5	17	6625	8.67	18	76438	4417	2208	66.67	33.33
10	3	2014	6	18	6622	8.66	19	76438	4242	2380	64.06	35.94
5	30	2014	6	17	6619	8.66	20	76438	4418	2201	66.75	33.25
10	9	2014	5	17	6616	8.66	21	76438	4406	2210	66.60	33.40
1	31	2014	6	17	6610	8.65	22	76438	4319	2291	65.34	34.66
10	14	2014	3	18	6610	8.65	23	76438	4447	2163	67.28	32.72
10	29	2014	4	18	6601	8.64	24	76438	4377	2224	66.31	33.69
5	15	2014	5	17	6600	8.63	25	76438	4508	2092	68.30	31.70
11	17	2014	2	17	6596	8.63	26	76438	4510	2086	68.37	31.63
9	4	2014	5	17	6592	8.62	27	76438	4633	1959	70.28	29.72
6	10	2014	3	17	6587	8.62	28	76438	4477	2110	67.97	32.03
5	28	2014	4	17	6585	8.61	29	76438	4483	2102	68.08	31.92
8	28	2014	5	18	6582	8.61	30	76438	4446	2136	67.55	32.45
12	17	2014	4	17	6582	8.61	31	76438	4421	2161	67.17	32.83
11	19	2014	4	17	6581	8.61	32	76438	4468	2113	67.89	32.11
4	30	2014	4	17	6578	8.61	33	76438	4486	2092	68.20	31.80
10	14	2014	3	17	6577	8.60	34	76438	4478	2099	68.09	31.91
6	2	2014	2	17	6570	8.60	35	76438	4521	2049	68.81	31.19
6	12	2014	5	18	6567	8.59	36	76438	4271	2296	65.04	34.96
12	19	2014	6	17	6567	8.59	37	76438	4284	2283	65.24	34.76
1	24	2014	6	17	6566	8.59	38	76438	4370	2196	66.55	33.45
3	11	2014	3	18	6565	8.59	39	76438	4539	2026	69.14	30.86
6	4	2014	4	17	6564	8.59	40	76438	4494	2070	68.46	31.54
10	2	2014	5	17	6563	8.59	41	76438	4466	2097	68.05	31.95
5	29	2014	5	17	6561	8.58	42	76438	4447	2114	67.78	32.22
10	1	2014	4	18	6559	8.58	43	76438	4422	2137	67.42	32.58
1	14	2014	3	17	6558	8.58	44	76438	4448	2110	67.83	32.17
3	18	2014	3	17	6557	8.58	45	76438	4465	2092	68.10	31.90
9	30	2014	3	17	6557	8.58	46	76438	4456	2101	67.96	32.04
4	10	2014	5	17	6551	8.57	47	76438	4482	2069	68.42	31.58
5	22	2014	5	18	6549	8.57	48	76438	4376	2173	66.82	33.18
1	17	2014	6	17	6548	8.57	49	76438	4279	2269	65.35	34.65
2	12	2014	4	17	6544	8.56	50	76438	4395	2149	67.16	32.84
6	9	2014	2	16	6542	8.56	51	76438	4028	2514	61.57	38.43
5	29	2014	5	18	6541	8.56	52	76438	4406	2135	67.36	32.64

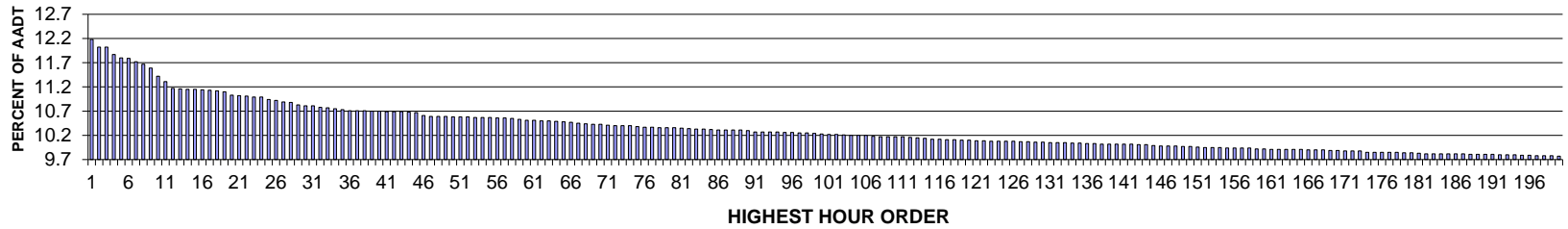
MO	DY	YR	DAY OF WK	HR	HR VOL	PERCENT OF AADT	HOUR NUMBER	AADT	EAST VOLUME	WEST VOLUME	PERCENT EAST IS OF TOTAL VOLUME	PERCENT WEST IS OF TOTAL VOLUME
7	10	2014	5	18	6540	8.56	53	76438	4440	2100	67.89	32.11
8	14	2014	5	18	6537	8.55	54	76438	4350	2187	66.54	33.46
8	13	2014	4	17	6535	8.55	55	76438	4577	1958	70.04	29.96
3	11	2014	3	17	6533	8.55	56	76438	4520	2013	69.19	30.81
1	28	2014	3	17	6531	8.54	57	76438	4496	2035	68.84	31.16
2	28	2014	6	17	6524	8.54	58	76438	4282	2242	65.63	34.37
10	9	2014	5	18	6524	8.54	59	76438	4385	2139	67.21	32.79
6	5	2014	5	18	6523	8.53	60	76438	4382	2141	67.18	32.82
8	12	2014	3	18	6523	8.53	61	76438	4401	2122	67.47	32.53
3	20	2014	5	17	6522	8.53	62	76438	4418	2104	67.74	32.26
4	29	2014	3	17	6521	8.53	63	76438	4410	2111	67.63	32.37
10	8	2014	4	18	6521	8.53	64	76438	4361	2160	66.88	33.12
6	11	2014	4	18	6517	8.53	65	76438	4448	2069	68.25	31.75
12	16	2014	3	17	6517	8.53	66	76438	4349	2168	66.73	33.27
8	7	2014	5	18	6515	8.52	67	76438	4362	2153	66.95	33.05
9	25	2014	5	17	6513	8.52	68	76438	4409	2104	67.70	32.30
9	10	2014	4	17	6511	8.52	69	76438	4445	2066	68.27	31.73
11	12	2014	4	17	6510	8.52	70	76438	4434	2076	68.11	31.89
12	3	2014	4	17	6505	8.51	71	76438	4384	2121	67.39	32.61
11	14	2014	6	17	6503	8.51	72	76438	4333	2170	66.63	33.37
9	22	2014	2	17	6500	8.50	73	76438	4490	2010	69.08	30.92
7	22	2014	3	17	6499	8.50	74	76438	4433	2066	68.21	31.79
12	17	2014	4	18	6495	8.50	75	76438	4284	2211	65.96	34.04
12	15	2014	2	17	6493	8.49	76	76438	4492	2001	69.18	30.82
10	23	2014	5	17	6492	8.49	77	76438	4426	2066	68.18	31.82
12	19	2014	6	16	6492	8.49	78	76438	4175	2317	64.31	35.69
5	9	2014	6	17	6489	8.49	79	76438	4318	2171	66.54	33.46
12	5	2014	6	17	6488	8.49	80	76438	4245	2243	65.43	34.57
2	21	2014	6	17	6485	8.48	81	76438	4268	2217	65.81	34.19
2	27	2014	5	17	6485	8.48	82	76438	4423	2062	68.20	31.80
6	19	2014	5	18	6485	8.48	83	76438	4303	2182	66.35	33.65
4	10	2014	5	18	6484	8.48	84	76438	4301	2183	66.33	33.67
10	16	2014	5	17	6483	8.48	85	76438	4395	2088	67.79	32.21
12	18	2014	5	17	6483	8.48	86	76438	4324	2159	66.70	33.30
12	12	2014	6	17	6481	8.48	87	76438	4228	2253	65.24	34.76
6	26	2014	5	18	6478	8.47	88	76438	4253	2225	65.65	34.35
8	13	2014	4	18	6478	8.47	89	76438	4412	2066	68.11	31.89
9	24	2014	4	17	6478	8.47	90	76438	4395	2083	67.85	32.15
5	7	2014	4	17	6476	8.47	91	76438	4422	2054	68.28	31.72
11	13	2014	5	17	6475	8.47	92	76438	4420	2055	68.26	31.74
11	20	2014	5	17	6475	8.47	93	76438	4397	2078	67.91	32.09

MO	DY	YR	DAY OF WK	HR	HR VOL	PERCENT OF AADT	HOUR NUMBER	AADT	EAST VOLUME	WEST VOLUME	PERCENT EAST IS OF TOTAL VOLUME	PERCENT WEST IS OF TOTAL VOLUME
9	26	2014	6	17	6469	8.46	94	76438	4354	2115	67.31	32.69
12	16	2014	3	18	6467	8.46	95	76438	4299	2168	66.48	33.52
10	16	2014	5	18	6464	8.46	96	76438	4348	2116	67.26	32.74
5	21	2014	4	17	6460	8.45	97	76438	4386	2074	67.89	32.11
8	5	2014	3	17	6460	8.45	98	76438	4473	1987	69.24	30.76
9	17	2014	4	18	6459	8.45	99	76438	4407	2052	68.23	31.77
10	7	2014	3	17	6457	8.45	100	76438	4423	2034	68.50	31.50
3	17	2014	2	17	6456	8.45	101	76438	4377	2079	67.80	32.20
4	23	2014	4	17	6456	8.45	102	76438	4492	1964	69.58	30.42
9	3	2014	4	17	6453	8.44	103	76438	4414	2039	68.40	31.60
6	25	2014	4	17	6452	8.44	104	76438	4303	2149	66.69	33.31
6	24	2014	3	17	6450	8.44	105	76438	4410	2040	68.37	31.63
6	9	2014	2	17	6449	8.44	106	76438	4369	2080	67.75	32.25
2	26	2014	4	17	6447	8.43	107	76438	4406	2041	68.34	31.66
7	2	2014	4	18	6447	8.43	108	76438	4351	2096	67.49	32.51
8	28	2014	5	17	6446	8.43	109	76438	4427	2019	68.68	31.32
8	7	2014	5	17	6445	8.43	110	76438	4403	2042	68.32	31.68
2	20	2014	5	17	6444	8.43	111	76438	4364	2080	67.72	32.28
4	22	2014	3	17	6444	8.43	112	76438	4431	2013	68.76	31.24
9	16	2014	3	18	6444	8.43	113	76438	4435	2009	68.82	31.18
4	14	2014	2	17	6438	8.42	114	76438	4346	2092	67.51	32.49
2	7	2014	6	17	6436	8.42	115	76438	4259	2177	66.17	33.83
3	13	2014	5	17	6434	8.42	116	76438	4293	2141	66.72	33.28
12	22	2014	2	17	6434	8.42	117	76438	4251	2183	66.07	33.93
9	16	2014	3	17	6433	8.42	118	76438	4463	1970	69.38	30.62
2	28	2014	6	18	6432	8.41	119	76438	4136	2296	64.30	35.70
3	21	2014	6	17	6430	8.41	120	76438	4257	2173	66.21	33.79
2	4	2014	3	17	6429	8.41	121	76438	4410	2019	68.60	31.40
4	21	2014	2	17	6428	8.41	122	76438	4401	2027	68.47	31.53
6	19	2014	5	17	6428	8.41	123	76438	4385	2043	68.22	31.78
9	17	2014	4	17	6428	8.41	124	76438	4380	2048	68.14	31.86
12	3	2014	4	18	6423	8.40	125	76438	4247	2176	66.12	33.88
4	23	2014	4	18	6421	8.40	126	76438	4343	2078	67.64	32.36
9	19	2014	6	17	6420	8.40	127	76438	4324	2096	67.35	32.65
2	25	2014	3	17	6418	8.40	128	76438	4372	2046	68.12	31.88
7	1	2014	3	18	6418	8.40	129	76438	4303	2115	67.05	32.95
11	5	2014	4	17	6418	8.40	130	76438	4285	2133	66.77	33.23
5	6	2014	3	17	6417	8.40	131	76438	4366	2051	68.04	31.96
9	12	2014	6	17	6415	8.39	132	76438	4146	2269	64.63	35.37
2	14	2014	6	17	6414	8.39	133	76438	4223	2191	65.84	34.16
11	6	2014	5	17	6414	8.39	134	76438	4258	2156	66.39	33.61

MO	DY	YR	DAY OF WK	HR	HR VOL	PERCENT OF AADT	HOUR NUMBER	AADT	EAST VOLUME	WEST VOLUME	PERCENT EAST IS OF TOTAL VOLUME	PERCENT WEST IS OF TOTAL VOLUME
1	15	2014	4	17	6412	8.39	135	76438	4391	2021	68.48	31.52
4	21	2014	2	18	6412	8.39	136	76438	4347	2065	67.79	32.21
6	6	2014	6	17	6412	8.39	137	76438	4266	2146	66.53	33.47
8	19	2014	3	17	6407	8.38	138	76438	4373	2034	68.25	31.75
1	22	2014	4	17	6405	8.38	139	76438	4326	2079	67.54	32.46
8	6	2014	4	17	6404	8.38	140	76438	4395	2009	68.63	31.37
9	10	2014	4	18	6404	8.38	141	76438	4286	2118	66.93	33.07
7	31	2014	5	18	6400	8.37	142	76438	4322	2078	67.53	32.47
3	27	2014	5	17	6397	8.37	143	76438	4337	2060	67.80	32.20
7	2	2014	4	17	6395	8.37	144	76438	4334	2061	67.77	32.23
10	6	2014	2	16	6395	8.37	145	76438	4247	2148	66.41	33.59
6	11	2014	4	17	6394	8.36	146	76438	4326	2068	67.66	32.34
11	12	2014	4	18	6394	8.36	147	76438	4340	2054	67.88	32.12
9	9	2014	3	17	6392	8.36	148	76438	4411	1981	69.01	30.99
6	26	2014	5	17	6391	8.36	149	76438	4308	2083	67.41	32.59
4	1	2014	3	17	6390	8.36	150	76438	4358	2032	68.20	31.80
9	25	2014	5	18	6389	8.36	151	76438	4290	2099	67.15	32.85
10	15	2014	4	18	6389	8.36	152	76438	4325	2064	67.69	32.31
3	20	2014	5	18	6387	8.36	153	76438	4238	2149	66.35	33.65
4	24	2014	5	17	6387	8.36	154	76438	4314	2073	67.54	32.46
2	6	2014	5	17	6386	8.35	155	76438	4373	2013	68.48	31.52
6	30	2014	2	18	6386	8.35	156	76438	4270	2116	66.87	33.13
12	2	2014	3	17	6386	8.35	157	76438	4343	2043	68.01	31.99
9	11	2014	5	17	6385	8.35	158	76438	4310	2075	67.50	32.50
10	20	2014	2	17	6385	8.35	159	76438	4470	1915	70.01	29.99
3	7	2014	6	17	6383	8.35	160	76438	4239	2144	66.41	33.59
4	25	2014	6	17	6383	8.35	161	76438	4230	2153	66.27	33.73
11	10	2014	2	17	6383	8.35	162	76438	4245	2138	66.50	33.50
5	6	2014	3	18	6382	8.35	163	76438	4353	2029	68.21	31.79
3	21	2014	6	18	6379	8.35	164	76438	4081	2298	63.98	36.02
9	18	2014	5	18	6378	8.34	165	76438	4334	2044	67.95	32.05
10	9	2014	5	16	6378	8.34	166	76438	4120	2258	64.60	35.40
6	16	2014	2	18	6373	8.34	167	76438	4229	2144	66.36	33.64
8	12	2014	3	17	6371	8.33	168	76438	4364	2007	68.50	31.50
8	8	2014	6	17	6368	8.33	169	76438	4259	2109	66.88	33.12
1	30	2014	5	17	6367	8.33	170	76438	4312	2055	67.72	32.28
2	25	2014	3	18	6367	8.33	171	76438	4363	2004	68.53	31.47
10	22	2014	4	17	6365	8.33	172	76438	4279	2086	67.23	32.77
1	21	2014	3	17	6364	8.33	173	76438	4377	1987	68.78	31.22
7	31	2014	5	17	6364	8.33	174	76438	4253	2111	66.83	33.17
3	13	2014	5	18	6361	8.32	175	76438	4323	2038	67.96	32.04

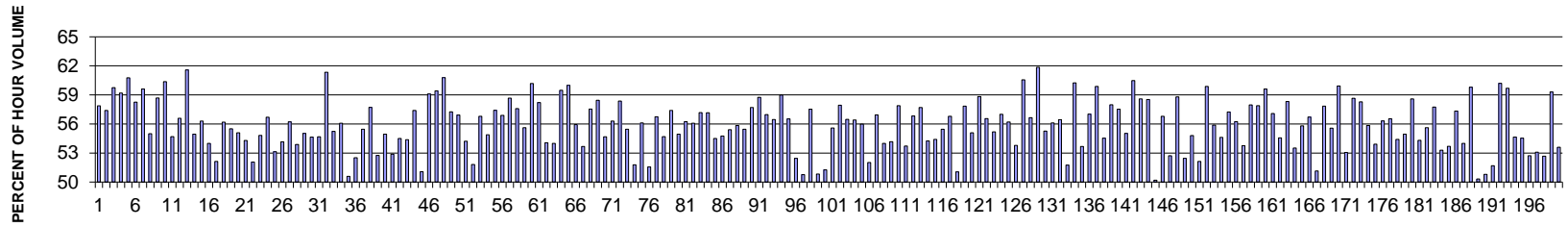
MO	DY	YR	DAY OF WK	HR	HR VOL	PERCENT OF AADT	HOUR NUMBER	AADT	EAST VOLUME	WEST VOLUME	PERCENT EAST IS OF TOTAL VOLUME	PERCENT WEST IS OF TOTAL VOLUME
3	14	2014	6	17	6361	8.32	176	76438	4241	2120	66.67	33.33
9	5	2014	6	18	6361	8.32	177	76438	4246	2115	66.75	33.25
11	4	2014	3	17	6361	8.32	178	76438	4373	1988	68.75	31.25
11	25	2014	3	17	6361	8.32	179	76438	4340	2021	68.23	31.77
4	28	2014	2	17	6360	8.32	180	76438	4415	1945	69.42	30.58
5	1	2014	5	16	6358	8.32	181	76438	4129	2229	64.94	35.06
9	30	2014	3	18	6358	8.32	182	76438	4345	2013	68.34	31.66
1	10	2014	6	17	6356	8.32	183	76438	4235	2121	66.63	33.37
4	17	2014	5	18	6356	8.32	184	76438	4298	2058	67.62	32.38
4	18	2014	6	17	6356	8.32	185	76438	4115	2241	64.74	35.26
3	10	2014	2	17	6353	8.31	186	76438	4308	2045	67.81	32.19
10	23	2014	5	18	6353	8.31	187	76438	4238	2115	66.71	33.29
5	21	2014	4	16	6352	8.31	188	76438	4206	2146	66.22	33.78
4	11	2014	6	17	6351	8.31	189	76438	4097	2254	64.51	35.49
5	12	2014	2	17	6351	8.31	190	76438	4322	2029	68.05	31.95
12	4	2014	5	17	6351	8.31	191	76438	4286	2065	67.49	32.51
1	17	2014	6	16	6347	8.30	192	76438	4016	2331	63.27	36.73
6	12	2014	5	16	6345	8.30	193	76438	4063	2282	64.03	35.97
7	24	2014	5	17	6344	8.30	194	76438	4305	2039	67.86	32.14
11	14	2014	6	16	6344	8.30	195	76438	4083	2261	64.36	35.64
12	19	2014	6	15	6344	8.30	196	76438	3744	2600	59.02	40.98
12	11	2014	5	17	6343	8.30	197	76438	4279	2064	67.46	32.54
8	18	2014	2	17	6342	8.30	198	76438	4350	1992	68.59	31.41
6	17	2014	3	18	6340	8.29	199	76438	4325	2015	68.22	31.78
9	9	2014	3	18	6340	8.29	200	76438	4345	1995	68.53	31.47

SR 002 MP 119.77 WENATCHEE (OLDS BRIDGE) ADC SITE R053
K FOR PEAK 200 HOURS OF 2014



AADT= 22865 K 30 FACTOR= 10.81 K 100 FACTOR= 10.23 K 200 FACTOR= 9.77 D 30 FACTOR= 54.65

SR 002 MP 119.77 WENATCHEE (OLDS BRIDGE) ADC SITE R053
D % IN THE PEAK 200 HOURS OF 2014



MO	DY	YR	DAY OF WK	HR	HR VOL	PERCENT OF AADT	HOUR NUMBER	AADT	EAST VOLUME	WEST VOLUME	PERCENT EAST IS OF TOTAL VOLUME	PERCENT WEST IS OF TOTAL VOLUME
7	11	2014	6	17	2785	12.18	1	22865	1612	1173	57.88	42.12
7	10	2014	5	17	2749	12.02	2	22865	1578	1171	57.40	42.60
7	3	2014	5	17	2748	12.02	3	22865	1642	1106	59.75	40.25
7	10	2014	5	18	2715	11.87	4	22865	1607	1108	59.19	40.81
6	23	2014	2	17	2697	11.80	5	22865	1639	1058	60.77	39.23
7	11	2014	6	18	2695	11.79	6	22865	1570	1125	58.26	41.74
7	2	2014	4	17	2679	11.72	7	22865	1597	1082	59.61	40.39
7	11	2014	6	16	2668	11.67	8	22865	1467	1201	54.99	45.01
7	9	2014	4	18	2651	11.59	9	22865	1556	1095	58.69	41.31
3	3	2014	2	18	2611	11.42	10	22865	1576	1035	60.36	39.64
8	22	2014	6	17	2585	11.31	11	22865	1414	1171	54.70	45.30

MO	DY	YR	DAY OF WK	HR	HR VOL	PERCENT OF AADT	HOUR NUMBER	AADT	EAST VOLUME	WEST VOLUME	PERCENT EAST IS OF TOTAL VOLUME	PERCENT WEST IS OF TOTAL VOLUME
6	25	2014	4	17	2555	11.17	12	22865	1446	1109	56.59	43.41
7	9	2014	4	17	2551	11.16	13	22865	1571	980	61.58	38.42
8	22	2014	6	16	2550	11.15	14	22865	1401	1149	54.94	45.06
6	19	2014	5	17	2549	11.15	15	22865	1435	1114	56.30	43.70
10	10	2014	6	17	2547	11.14	16	22865	1375	1172	53.99	46.01
10	10	2014	6	16	2545	11.13	17	22865	1327	1218	52.14	47.86
8	29	2014	6	16	2542	11.12	18	22865	1428	1114	56.18	43.82
7	3	2014	5	16	2537	11.10	19	22865	1408	1129	55.50	44.50
9	5	2014	6	17	2523	11.03	20	22865	1390	1133	55.09	44.91
6	27	2014	6	17	2520	11.02	21	22865	1368	1152	54.29	45.71
7	11	2014	6	13	2518	11.01	22	22865	1311	1207	52.07	47.93
6	6	2014	6	17	2512	10.99	23	22865	1377	1135	54.82	45.18
6	20	2014	6	17	2512	10.99	24	22865	1424	1088	56.69	43.31
5	23	2014	6	16	2501	10.94	25	22865	1329	1172	53.14	46.86
10	3	2014	6	17	2498	10.92	26	22865	1353	1145	54.16	45.84
8	29	2014	6	17	2490	10.89	27	22865	1400	1090	56.22	43.78
10	3	2014	6	16	2487	10.88	28	22865	1340	1147	53.88	46.12
7	10	2014	5	16	2477	10.83	29	22865	1363	1114	55.03	44.97
9	19	2014	6	17	2472	10.81	30	22865	1351	1121	54.65	45.35
8	15	2014	6	16	2471	10.81	31	22865	1351	1120	54.67	45.33
7	3	2014	5	18	2465	10.78	32	22865	1512	953	61.34	38.66
9	26	2014	6	17	2462	10.77	33	22865	1360	1102	55.24	44.76
6	20	2014	6	18	2457	10.75	34	22865	1378	1079	56.08	43.92
5	16	2014	6	16	2453	10.73	35	22865	1241	1212	50.59	49.41
6	20	2014	6	16	2449	10.71	36	22865	1286	1163	52.51	47.49
10	2	2014	5	17	2449	10.71	37	22865	1358	1091	55.45	44.55
5	23	2014	6	17	2448	10.71	38	22865	1413	1035	57.72	42.28
6	27	2014	6	16	2447	10.70	39	22865	1291	1156	52.76	47.24
9	12	2014	6	17	2446	10.70	40	22865	1344	1102	54.95	45.05
9	12	2014	6	16	2445	10.69	41	22865	1293	1152	52.88	47.12
9	18	2014	5	17	2444	10.69	42	22865	1332	1112	54.50	45.50
9	19	2014	6	16	2444	10.69	43	22865	1329	1115	54.38	45.62
8	8	2014	6	17	2443	10.68	44	22865	1402	1041	57.39	42.61
6	13	2014	6	16	2440	10.67	45	22865	1246	1194	51.07	48.93
9	8	2014	2	17	2427	10.61	46	22865	1434	993	59.09	40.91
7	2	2014	4	18	2422	10.59	47	22865	1439	983	59.41	40.59
7	31	2014	5	18	2422	10.59	48	22865	1472	950	60.78	39.22
9	11	2014	5	17	2421	10.59	49	22865	1386	1035	57.25	42.75
6	18	2014	4	17	2419	10.58	50	22865	1377	1042	56.92	43.08
8	15	2014	6	17	2418	10.58	51	22865	1311	1107	54.22	45.78
9	2	2014	3	16	2418	10.58	52	22865	1253	1165	51.82	48.18

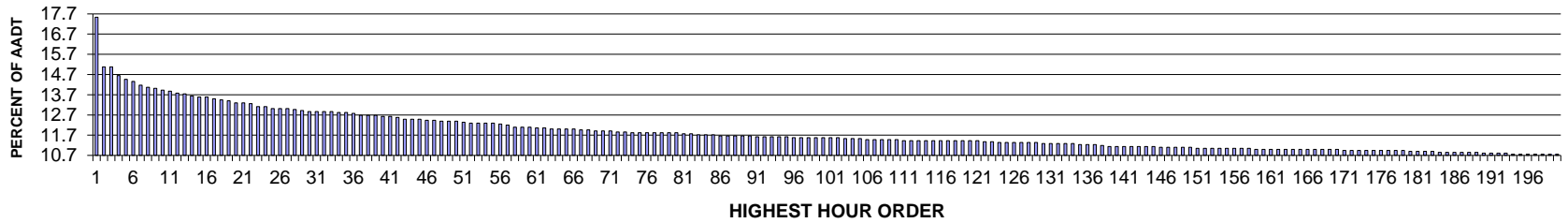
MO	DY	YR	DAY OF WK	HR	HR VOL	PERCENT OF AADT	HOUR NUMBER	AADT	EAST VOLUME	WEST VOLUME	PERCENT EAST IS OF TOTAL VOLUME	PERCENT WEST IS OF TOTAL VOLUME
10	1	2014	4	17	2416	10.57	53	22865	1372	1044	56.79	43.21
10	6	2014	2	17	2416	10.57	54	22865	1326	1090	54.88	45.12
10	10	2014	6	18	2416	10.57	55	22865	1387	1029	57.41	42.59
5	2	2014	6	16	2415	10.56	56	22865	1374	1041	56.89	43.11
8	7	2014	5	17	2414	10.56	57	22865	1416	998	58.66	41.34
6	24	2014	3	17	2412	10.55	58	22865	1389	1023	57.59	42.41
7	11	2014	6	15	2408	10.53	59	22865	1339	1069	55.61	44.39
7	17	2014	5	17	2403	10.51	60	22865	1446	957	60.17	39.83
9	4	2014	5	17	2402	10.51	61	22865	1398	1004	58.20	41.80
8	8	2014	6	16	2401	10.50	62	22865	1298	1103	54.06	45.94
6	6	2014	6	18	2400	10.50	63	22865	1296	1104	54.00	46.00
7	18	2014	6	18	2399	10.49	64	22865	1427	972	59.48	40.52
6	27	2014	6	18	2397	10.48	65	22865	1438	959	59.99	40.01
9	22	2014	2	17	2394	10.47	66	22865	1339	1055	55.93	44.07
9	5	2014	6	16	2390	10.45	67	22865	1283	1107	53.68	46.32
9	5	2014	6	18	2386	10.44	68	22865	1373	1013	57.54	42.46
8	27	2014	4	17	2385	10.43	69	22865	1394	991	58.45	41.55
8	28	2014	5	16	2385	10.43	70	22865	1304	1081	54.68	45.32
6	13	2014	6	17	2380	10.41	71	22865	1340	1040	56.30	43.70
6	30	2014	2	18	2378	10.40	72	22865	1388	990	58.37	41.63
10	8	2014	4	17	2377	10.40	73	22865	1318	1059	55.45	44.55
10	17	2014	6	17	2377	10.40	74	22865	1231	1146	51.79	48.21
10	9	2014	5	17	2374	10.38	75	22865	1332	1042	56.11	43.89
5	30	2014	6	16	2372	10.37	76	22865	1223	1149	51.56	48.44
12	23	2014	3	17	2370	10.37	77	22865	1345	1025	56.75	43.25
6	6	2014	6	16	2368	10.36	78	22865	1295	1073	54.69	45.31
8	28	2014	5	17	2368	10.36	79	22865	1359	1009	57.39	42.61
9	15	2014	2	17	2368	10.36	80	22865	1301	1067	54.94	45.06
6	5	2014	5	17	2367	10.35	81	22865	1331	1036	56.23	43.77
4	11	2014	6	17	2365	10.34	82	22865	1326	1039	56.07	43.93
6	17	2014	3	17	2363	10.33	83	22865	1351	1012	57.17	42.83
8	25	2014	2	17	2362	10.33	84	22865	1350	1012	57.15	42.85
9	18	2014	5	16	2359	10.32	85	22865	1286	1073	54.51	45.49
7	7	2014	2	17	2358	10.31	86	22865	1291	1067	54.75	45.25
5	30	2014	6	17	2357	10.31	87	22865	1306	1051	55.41	44.59
7	25	2014	6	17	2357	10.31	88	22865	1316	1041	55.83	44.17
9	17	2014	4	17	2357	10.31	89	22865	1307	1050	55.45	44.55
6	26	2014	5	17	2354	10.30	90	22865	1358	996	57.69	42.31
7	30	2014	4	17	2349	10.27	91	22865	1380	969	58.75	41.25
9	3	2014	4	17	2349	10.27	92	22865	1338	1011	56.96	43.04
12	22	2014	2	17	2349	10.27	93	22865	1326	1023	56.45	43.55

MO	DY	YR	DAY OF WK	HR	HR VOL	PERCENT OF AADT	HOUR NUMBER	AADT	EAST VOLUME	WEST VOLUME	PERCENT EAST IS OF TOTAL VOLUME	PERCENT WEST IS OF TOTAL VOLUME
7	7	2014	2	18	2348	10.27	94	22865	1385	963	58.99	41.01
7	31	2014	5	17	2346	10.26	95	22865	1326	1020	56.52	43.48
7	25	2014	6	16	2345	10.26	96	22865	1230	1115	52.45	47.55
5	9	2014	6	16	2344	10.25	97	22865	1190	1154	50.77	49.23
7	15	2014	3	18	2343	10.25	98	22865	1348	995	57.53	42.47
4	11	2014	6	16	2341	10.24	99	22865	1190	1151	50.83	49.17
7	11	2014	6	14	2339	10.23	100	22865	1199	1140	51.26	48.74
7	8	2014	3	17	2337	10.22	101	22865	1299	1038	55.58	44.42
8	6	2014	4	17	2337	10.22	102	22865	1354	983	57.94	42.06
8	1	2014	6	17	2334	10.21	103	22865	1318	1016	56.47	43.53
6	13	2014	6	18	2333	10.20	104	22865	1316	1017	56.41	43.59
9	10	2014	4	17	2333	10.20	105	22865	1306	1027	55.98	44.02
11	7	2014	6	16	2332	10.20	106	22865	1213	1119	52.02	47.98
8	4	2014	2	17	2327	10.18	107	22865	1325	1002	56.94	43.06
4	25	2014	6	16	2326	10.17	108	22865	1256	1070	54.00	46.00
10	24	2014	6	17	2326	10.17	109	22865	1260	1066	54.17	45.83
8	26	2014	3	17	2325	10.17	110	22865	1346	979	57.89	42.11
9	26	2014	6	16	2325	10.17	111	22865	1249	1076	53.72	46.28
6	30	2014	2	17	2323	10.16	112	22865	1320	1003	56.82	43.18
8	21	2014	5	17	2321	10.15	113	22865	1339	982	57.69	42.31
7	30	2014	4	18	2319	10.14	114	22865	1258	1061	54.25	45.75
7	25	2014	6	18	2314	10.12	115	22865	1259	1055	54.41	45.59
10	16	2014	5	17	2314	10.12	116	22865	1283	1031	55.45	44.55
7	15	2014	3	17	2312	10.11	117	22865	1313	999	56.79	43.21
4	18	2014	6	16	2311	10.11	118	22865	1180	1131	51.06	48.94
8	20	2014	4	17	2310	10.10	119	22865	1336	974	57.84	42.16
8	1	2014	6	16	2309	10.10	120	22865	1272	1037	55.09	44.91
5	2	2014	6	17	2307	10.09	121	22865	1357	950	58.82	41.18
8	5	2014	3	17	2306	10.09	122	22865	1304	1002	56.55	43.45
8	7	2014	5	16	2305	10.08	123	22865	1272	1033	55.18	44.82
7	1	2014	3	17	2304	10.08	124	22865	1313	991	56.99	43.01
7	2	2014	4	16	2304	10.08	125	22865	1295	1009	56.21	43.79
12	22	2014	2	16	2304	10.08	126	22865	1239	1065	53.78	46.22
7	21	2014	2	17	2302	10.07	127	22865	1394	908	60.56	39.44
8	1	2014	6	18	2302	10.07	128	22865	1304	998	56.65	43.35
5	22	2014	5	18	2301	10.06	129	22865	1423	878	61.84	38.16
8	29	2014	6	15	2300	10.06	130	22865	1271	1029	55.26	44.74
10	7	2014	3	17	2299	10.05	131	22865	1290	1009	56.11	43.89
8	19	2014	3	17	2298	10.05	132	22865	1297	1001	56.44	43.56
12	19	2014	6	16	2297	10.05	133	22865	1189	1108	51.76	48.24
6	19	2014	5	18	2296	10.04	134	22865	1383	913	60.24	39.76

MO	DY	YR	DAY OF WK	HR	HR VOL	PERCENT OF AADT	HOUR NUMBER	AADT	EAST VOLUME	WEST VOLUME	PERCENT EAST IS OF TOTAL VOLUME	PERCENT WEST IS OF TOTAL VOLUME
6	26	2014	5	16	2295	10.04	135	22865	1232	1063	53.68	46.32
7	16	2014	4	17	2294	10.03	136	22865	1308	986	57.02	42.98
5	2	2014	6	18	2293	10.03	137	22865	1373	920	59.88	40.12
9	10	2014	4	16	2292	10.02	138	22865	1250	1042	54.54	45.46
10	3	2014	6	18	2292	10.02	139	22865	1329	963	57.98	42.02
5	22	2014	5	17	2291	10.02	140	22865	1318	973	57.53	42.47
7	3	2014	5	15	2290	10.02	141	22865	1260	1030	55.02	44.98
7	17	2014	5	18	2290	10.02	142	22865	1385	905	60.48	39.52
7	1	2014	3	18	2289	10.01	143	22865	1341	948	58.58	41.42
7	21	2014	2	18	2288	10.01	144	22865	1339	949	58.52	41.48
10	17	2014	6	16	2285	9.99	145	22865	1147	1138	50.20	49.80
8	29	2014	6	18	2282	9.98	146	22865	1296	986	56.79	43.21
10	21	2014	3	16	2282	9.98	147	22865	1203	1079	52.72	47.28
9	12	2014	6	18	2281	9.98	148	22865	1341	940	58.79	41.21
6	24	2014	3	16	2280	9.97	149	22865	1196	1084	52.46	47.54
9	4	2014	5	16	2279	9.97	150	22865	1249	1030	54.80	45.20
8	21	2014	5	16	2277	9.96	151	22865	1187	1090	52.13	47.87
7	8	2014	3	18	2275	9.95	152	22865	1362	913	59.87	40.13
6	12	2014	5	17	2274	9.95	153	22865	1271	1003	55.89	44.11
6	19	2014	5	16	2274	9.95	154	22865	1242	1032	54.62	45.38
7	16	2014	4	18	2273	9.94	155	22865	1301	972	57.24	42.76
7	22	2014	3	17	2273	9.94	156	22865	1278	995	56.23	43.77
9	11	2014	5	16	2273	9.94	157	22865	1222	1051	53.76	46.24
9	9	2014	3	17	2272	9.94	158	22865	1317	955	57.97	42.03
8	12	2014	3	17	2268	9.92	159	22865	1313	955	57.89	42.11
8	28	2014	5	18	2268	9.92	160	22865	1352	916	59.61	40.39
9	19	2014	6	18	2267	9.91	161	22865	1294	973	57.08	42.92
10	9	2014	5	16	2267	9.91	162	22865	1237	1030	54.57	45.43
8	20	2014	4	18	2265	9.91	163	22865	1321	944	58.32	41.68
10	6	2014	2	16	2265	9.91	164	22865	1212	1053	53.51	46.49
10	23	2014	5	17	2265	9.91	165	22865	1264	1001	55.81	44.19
5	23	2014	6	15	2264	9.90	166	22865	1284	980	56.71	43.29
10	24	2014	6	16	2264	9.90	167	22865	1158	1106	51.15	48.85
10	8	2014	4	16	2263	9.90	168	22865	1309	954	57.84	42.16
9	16	2014	3	17	2262	9.89	169	22865	1257	1005	55.57	44.43
6	5	2014	5	18	2261	9.89	170	22865	1355	906	59.93	40.07
12	23	2014	3	16	2260	9.88	171	22865	1199	1061	53.05	46.95
8	11	2014	2	17	2259	9.88	172	22865	1325	934	58.65	41.35
9	26	2014	6	18	2258	9.88	173	22865	1316	942	58.28	41.72
9	2	2014	3	17	2253	9.85	174	22865	1258	995	55.84	44.16
5	8	2014	5	16	2252	9.85	175	22865	1214	1038	53.91	46.09

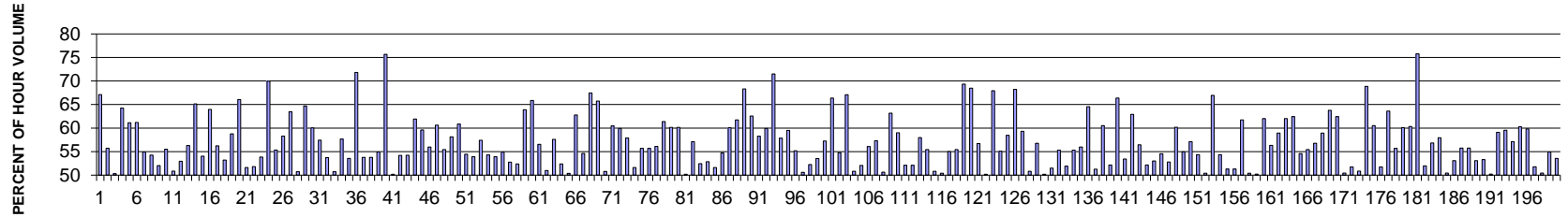
MO	DY	YR	DAY OF WK	HR	HR VOL	PERCENT OF AADT	HOUR NUMBER	AADT	EAST VOLUME	WEST VOLUME	PERCENT EAST IS OF TOTAL VOLUME	PERCENT WEST IS OF TOTAL VOLUME
7	22	2014	3	18	2252	9.85	176	22865	1268	984	56.31	43.69
9	25	2014	5	17	2252	9.85	177	22865	1273	979	56.53	43.47
10	2	2014	5	16	2252	9.85	178	22865	1225	1027	54.40	45.60
4	25	2014	6	17	2251	9.84	179	22865	1237	1014	54.95	45.05
8	8	2014	6	18	2250	9.84	180	22865	1318	932	58.58	41.42
11	7	2014	6	17	2248	9.83	181	22865	1221	1027	54.31	45.69
7	29	2014	3	17	2246	9.82	182	22865	1249	997	55.61	44.39
8	22	2014	6	18	2246	9.82	183	22865	1297	949	57.75	42.25
10	14	2014	3	17	2246	9.82	184	22865	1197	1049	53.29	46.71
10	23	2014	5	16	2246	9.82	185	22865	1206	1040	53.70	46.30
6	4	2014	4	18	2245	9.82	186	22865	1287	958	57.33	42.67
10	13	2014	2	17	2245	9.82	187	22865	1212	1033	53.99	46.01
6	18	2014	4	18	2243	9.81	188	22865	1341	902	59.79	40.21
10	16	2014	5	16	2243	9.81	189	22865	1114	1129	49.67	50.33
9	15	2014	2	16	2242	9.81	190	22865	1139	1103	50.80	49.20
9	16	2014	3	16	2242	9.81	191	22865	1159	1083	51.69	48.31
6	10	2014	3	18	2241	9.80	192	22865	1349	892	60.20	39.80
7	14	2014	2	17	2240	9.80	193	22865	1337	903	59.69	40.31
10	15	2014	4	17	2240	9.80	194	22865	1224	1016	54.64	45.36
6	12	2014	5	16	2239	9.79	195	22865	1221	1018	54.53	45.47
7	10	2014	5	15	2238	9.79	196	22865	1180	1058	52.73	47.27
5	16	2014	6	17	2236	9.78	197	22865	1187	1049	53.09	46.91
6	18	2014	4	16	2236	9.78	198	22865	1178	1058	52.68	47.32
8	18	2014	2	17	2236	9.78	199	22865	1326	910	59.30	40.70
9	17	2014	4	16	2235	9.77	200	22865	1198	1037	53.60	46.40

**SR 101 MP 104.55 HUMPTULIPS ADC SITE R054
K FOR PEAK 200 HOURS OF 2014**



AADT= 2082 K 30 FACTOR= 12.87 K 100 FACTOR= 11.58 K 200 FACTOR= 10.76 D 30 FACTOR= 60.07

**SR 101 MP 104.55 HUMPTULIPS ADC SITE R054
D % IN THE PEAK 200 HOURS OF 2014**



MO	DY	YR	DAY OF WK	HR	HR VOL	PERCENT OF AADT	HOUR NUMBER	AADT	NORTH VOLUME	SOUTH VOLUME	PERCENT NORTH IS OF TOTAL VOLUME	PERCENT SOUTH IS OF TOTAL VOLUME
7	6	2014	1	13	365	17.53	1	2082	120	245	32.88	67.12
7	27	2014	1	13	314	15.08	2	2082	139	175	44.27	55.73
8	3	2014	1	13	314	15.08	3	2082	156	158	49.68	50.32
7	6	2014	1	14	305	14.65	4	2082	109	196	35.74	64.26
8	3	2014	1	16	301	14.46	5	2082	117	184	38.87	61.13
7	26	2014	7	13	299	14.36	6	2082	183	116	61.20	38.80
8	10	2014	1	14	295	14.17	7	2082	133	162	45.08	54.92
8	17	2014	1	13	293	14.07	8	2082	134	159	45.73	54.27
8	10	2014	1	16	292	14.02	9	2082	140	152	47.95	52.05
7	27	2014	1	14	290	13.93	10	2082	129	161	44.48	55.52
8	3	2014	1	15	289	13.88	11	2082	142	147	49.13	50.87

MO	DY	YR	DAY OF WK	HR	HR VOL	PERCENT OF AADT	HOUR NUMBER	AADT	NORTH VOLUME	SOUTH VOLUME	PERCENT NORTH IS OF TOTAL VOLUME	PERCENT SOUTH IS OF TOTAL VOLUME
8	16	2014	7	17	287	13.78	12	2082	135	152	47.04	52.96
8	8	2014	6	15	286	13.74	13	2082	125	161	43.71	56.29
7	6	2014	1	12	284	13.64	14	2082	99	185	34.86	65.14
7	3	2014	5	16	283	13.59	15	2082	153	130	54.06	45.94
8	24	2014	1	17	283	13.59	16	2082	102	181	36.04	63.96
8	3	2014	1	14	281	13.50	17	2082	123	158	43.77	56.23
7	13	2014	1	14	280	13.45	18	2082	131	149	46.79	53.21
7	6	2014	1	15	279	13.40	19	2082	115	164	41.22	58.78
8	3	2014	1	17	277	13.30	20	2082	94	183	33.94	66.06
8	29	2014	6	16	277	13.30	21	2082	143	134	51.62	48.38
8	1	2014	6	14	276	13.26	22	2082	143	133	51.81	48.19
8	1	2014	6	17	273	13.11	23	2082	126	147	46.15	53.85
9	1	2014	2	13	273	13.11	24	2082	82	191	30.04	69.96
8	1	2014	6	16	271	13.02	25	2082	121	150	44.65	55.35
9	5	2014	6	16	271	13.02	26	2082	113	158	41.70	58.30
9	7	2014	1	15	271	13.02	27	2082	99	172	36.53	63.47
8	10	2014	1	13	270	12.97	28	2082	133	137	49.26	50.74
7	27	2014	1	17	269	12.92	29	2082	95	174	35.32	64.68
8	2	2014	7	13	268	12.87	30	2082	161	107	60.07	39.93
8	6	2014	4	16	268	12.87	31	2082	114	154	42.54	57.46
8	9	2014	7	13	268	12.87	32	2082	144	124	53.73	46.27
8	15	2014	6	16	268	12.87	33	2082	132	136	49.25	50.75
8	7	2014	5	16	267	12.82	34	2082	113	154	42.32	57.68
8	8	2014	6	14	267	12.82	35	2082	124	143	46.44	53.56
9	1	2014	2	16	266	12.78	36	2082	75	191	28.20	71.80
8	10	2014	1	12	264	12.68	37	2082	122	142	46.21	53.79
8	15	2014	6	15	264	12.68	38	2082	122	142	46.21	53.79
8	17	2014	1	14	264	12.68	39	2082	119	145	45.08	54.92
7	6	2014	1	16	263	12.63	40	2082	64	199	24.33	75.67
8	1	2014	6	15	263	12.63	41	2082	132	131	50.19	49.81
8	22	2014	6	16	262	12.58	42	2082	120	142	45.80	54.20
7	13	2014	1	13	260	12.49	43	2082	119	141	45.77	54.23
8	4	2014	2	16	260	12.49	44	2082	99	161	38.08	61.92
8	24	2014	1	14	260	12.49	45	2082	105	155	40.38	59.62
7	27	2014	1	16	259	12.44	46	2082	114	145	44.02	55.98
8	25	2014	2	16	259	12.44	47	2082	102	157	39.38	60.62
7	27	2014	1	12	258	12.39	48	2082	115	143	44.57	55.43
8	24	2014	1	13	258	12.39	49	2082	108	150	41.86	58.14
9	7	2014	1	13	258	12.39	50	2082	101	157	39.15	60.85
8	8	2014	6	18	257	12.34	51	2082	140	117	54.47	45.53
7	20	2014	1	14	256	12.30	52	2082	118	138	46.09	53.91

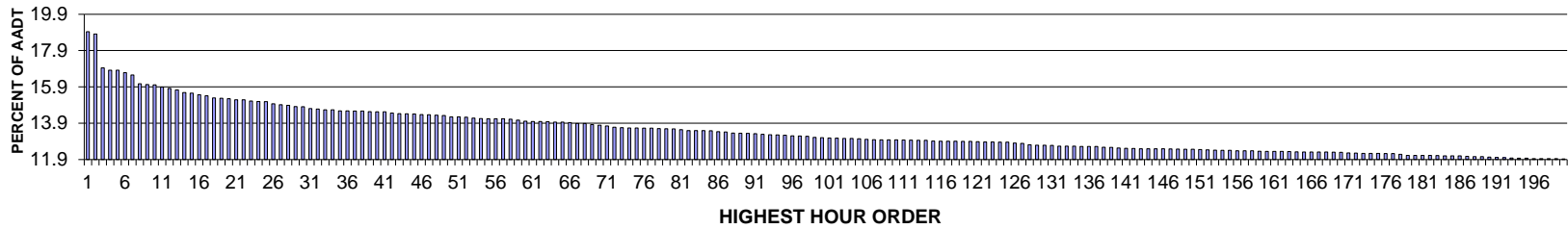
MO	DY	YR	DAY OF WK	HR	HR VOL	PERCENT OF AADT	HOUR NUMBER	AADT	NORTH VOLUME	SOUTH VOLUME	PERCENT NORTH IS OF TOTAL VOLUME	PERCENT SOUTH IS OF TOTAL VOLUME
8	8	2014	6	16	256	12.30	53	2082	109	147	42.58	57.42
9	10	2014	4	16	256	12.30	54	2082	117	139	45.70	54.30
9	12	2014	6	16	256	12.30	55	2082	138	118	53.91	46.09
9	7	2014	1	14	255	12.25	56	2082	115	140	45.10	54.90
7	26	2014	7	15	254	12.20	57	2082	120	134	47.24	52.76
8	10	2014	1	15	252	12.10	58	2082	120	132	47.62	52.38
8	24	2014	1	16	252	12.10	59	2082	91	161	36.11	63.89
9	1	2014	2	14	252	12.10	60	2082	86	166	34.13	65.87
7	3	2014	5	15	251	12.06	61	2082	142	109	56.57	43.43
7	31	2014	5	16	251	12.06	62	2082	123	128	49.00	51.00
8	3	2014	1	12	250	12.01	63	2082	106	144	42.40	57.60
8	11	2014	2	14	250	12.01	64	2082	131	119	52.40	47.60
8	14	2014	5	16	250	12.01	65	2082	124	126	49.60	50.40
8	17	2014	1	12	250	12.01	66	2082	93	157	37.20	62.80
7	14	2014	2	17	249	11.96	67	2082	113	136	45.38	54.62
8	11	2014	2	17	249	11.96	68	2082	81	168	32.53	67.47
7	26	2014	7	12	248	11.91	69	2082	163	85	65.73	34.27
8	14	2014	5	15	248	11.91	70	2082	126	122	50.81	49.19
8	27	2014	4	16	248	11.91	71	2082	98	150	39.52	60.48
8	5	2014	3	17	247	11.86	72	2082	99	148	40.08	59.92
8	28	2014	5	16	247	11.86	73	2082	104	143	42.11	57.89
7	18	2014	6	14	246	11.82	74	2082	127	119	51.63	48.37
8	2	2014	7	15	246	11.82	75	2082	137	109	55.69	44.31
8	9	2014	7	14	246	11.82	76	2082	137	109	55.69	44.31
8	22	2014	6	14	246	11.82	77	2082	108	138	43.90	56.10
8	24	2014	1	12	246	11.82	78	2082	95	151	38.62	61.38
9	11	2014	5	16	246	11.82	79	2082	98	148	39.84	60.16
9	14	2014	1	13	246	11.82	80	2082	98	148	39.84	60.16
8	1	2014	6	13	245	11.77	81	2082	122	123	49.80	50.20
9	4	2014	5	16	245	11.77	82	2082	105	140	42.86	57.14
7	3	2014	5	17	244	11.72	83	2082	128	116	52.46	47.54
8	8	2014	6	13	244	11.72	84	2082	129	115	52.87	47.13
8	29	2014	6	15	244	11.72	85	2082	118	126	48.36	51.64
7	5	2014	7	12	243	11.67	86	2082	110	133	45.27	54.73
8	18	2014	2	16	243	11.67	87	2082	97	146	39.92	60.08
8	18	2014	2	17	243	11.67	88	2082	93	150	38.27	61.73
9	1	2014	2	15	243	11.67	89	2082	77	166	31.69	68.31
9	7	2014	1	16	243	11.67	90	2082	91	152	37.45	62.55
7	2	2014	4	16	242	11.62	91	2082	101	141	41.74	58.26
7	2	2014	4	17	242	11.62	92	2082	97	145	40.08	59.92
7	3	2014	5	19	242	11.62	93	2082	173	69	71.49	28.51

MO	DY	YR	DAY OF WK	HR	HR VOL	PERCENT OF AADT	HOUR NUMBER	AADT	NORTH VOLUME	SOUTH VOLUME	PERCENT NORTH IS OF TOTAL VOLUME	PERCENT SOUTH IS OF TOTAL VOLUME
7	12	2014	7	13	242	11.62	94	2082	140	102	57.85	42.15
8	2	2014	7	12	242	11.62	95	2082	144	98	59.50	40.50
5	14	2014	4	16	241	11.58	96	2082	108	133	44.81	55.19
7	25	2014	6	17	241	11.58	97	2082	119	122	49.38	50.62
8	8	2014	6	17	241	11.58	98	2082	126	115	52.28	47.72
8	15	2014	6	14	241	11.58	99	2082	112	129	46.47	53.53
8	17	2014	1	15	241	11.58	100	2082	103	138	42.74	57.26
8	17	2014	1	16	241	11.58	101	2082	81	160	33.61	66.39
8	21	2014	5	16	241	11.58	102	2082	109	132	45.23	54.77
8	10	2014	1	17	240	11.53	103	2082	79	161	32.92	67.08
8	11	2014	2	13	240	11.53	104	2082	122	118	50.83	49.17
8	25	2014	2	14	240	11.53	105	2082	115	125	47.92	52.08
8	11	2014	2	15	239	11.48	106	2082	105	134	43.93	56.07
8	15	2014	6	13	239	11.48	107	2082	102	137	42.68	57.32
8	22	2014	6	17	239	11.48	108	2082	121	118	50.63	49.37
8	24	2014	1	15	239	11.48	109	2082	88	151	36.82	63.18
9	14	2014	1	14	239	11.48	110	2082	98	141	41.00	59.00
7	5	2014	7	15	238	11.43	111	2082	124	114	52.10	47.90
7	13	2014	1	12	238	11.43	112	2082	114	124	47.90	52.10
7	18	2014	6	16	238	11.43	113	2082	100	138	42.02	57.98
7	20	2014	1	13	238	11.43	114	2082	106	132	44.54	55.46
7	25	2014	6	16	238	11.43	115	2082	117	121	49.16	50.84
7	28	2014	2	14	238	11.43	116	2082	118	120	49.58	50.42
8	22	2014	6	15	238	11.43	117	2082	131	107	55.04	44.96
8	29	2014	6	14	238	11.43	118	2082	106	132	44.54	55.46
9	1	2014	2	17	238	11.43	119	2082	73	165	30.67	69.33
9	7	2014	1	17	238	11.43	120	2082	75	163	31.51	68.49
9	12	2014	6	17	238	11.43	121	2082	103	135	43.28	56.72
6	20	2014	6	17	237	11.38	122	2082	119	118	50.21	49.79
9	1	2014	2	12	237	11.38	123	2082	76	161	32.07	67.93
7	5	2014	7	13	236	11.34	124	2082	106	130	44.92	55.08
7	13	2014	1	15	236	11.34	125	2082	98	138	41.53	58.47
7	13	2014	1	17	236	11.34	126	2082	75	161	31.78	68.22
7	25	2014	6	15	236	11.34	127	2082	96	140	40.68	59.32
7	27	2014	1	15	236	11.34	128	2082	116	120	49.15	50.85
8	16	2014	7	14	236	11.34	129	2082	134	102	56.78	43.22
7	3	2014	5	12	235	11.29	130	2082	118	117	50.21	49.79
7	31	2014	5	15	235	11.29	131	2082	121	114	51.49	48.51
8	15	2014	6	17	235	11.29	132	2082	105	130	44.68	55.32
8	21	2014	5	15	235	11.29	133	2082	113	122	48.09	51.91
9	2	2014	3	14	235	11.29	134	2082	105	130	44.68	55.32

MO	DY	YR	DAY OF WK	HR	HR VOL	PERCENT OF AADT	HOUR NUMBER	AADT	NORTH VOLUME	SOUTH VOLUME	PERCENT NORTH IS OF TOTAL VOLUME	PERCENT SOUTH IS OF TOTAL VOLUME
5	23	2014	6	16	234	11.24	135	2082	131	103	55.98	44.02
8	10	2014	1	18	234	11.24	136	2082	83	151	35.47	64.53
9	5	2014	6	15	234	11.24	137	2082	114	120	48.72	51.28
6	30	2014	2	16	233	11.19	138	2082	92	141	39.48	60.52
6	20	2014	6	15	232	11.14	139	2082	111	121	47.84	52.16
7	4	2014	6	13	232	11.14	140	2082	154	78	66.38	33.62
7	11	2014	6	16	232	11.14	141	2082	108	124	46.55	53.45
7	13	2014	1	16	232	11.14	142	2082	86	146	37.07	62.93
7	26	2014	7	14	232	11.14	143	2082	131	101	56.47	43.53
8	16	2014	7	13	232	11.14	144	2082	121	111	52.16	47.84
8	23	2014	7	13	232	11.14	145	2082	123	109	53.02	46.98
7	25	2014	6	14	231	11.10	146	2082	126	105	54.55	45.45
8	9	2014	7	12	231	11.10	147	2082	122	109	52.81	47.19
8	15	2014	6	18	231	11.10	148	2082	139	92	60.17	39.83
8	29	2014	6	11	231	11.10	149	2082	104	127	45.02	54.98
8	30	2014	7	13	231	11.10	150	2082	132	99	57.14	42.86
2	14	2014	6	16	230	11.05	151	2082	105	125	45.65	54.35
7	1	2014	3	16	230	11.05	152	2082	116	114	50.43	49.57
7	4	2014	6	12	230	11.05	153	2082	154	76	66.96	33.04
7	11	2014	6	14	230	11.05	154	2082	125	105	54.35	45.65
7	11	2014	6	17	230	11.05	155	2082	118	112	51.30	48.70
8	7	2014	5	14	230	11.05	156	2082	118	112	51.30	48.70
8	20	2014	4	16	230	11.05	157	2082	88	142	38.26	61.74
10	17	2014	6	16	230	11.05	158	2082	116	114	50.43	49.57
6	20	2014	6	16	229	11.00	159	2082	114	115	49.78	50.22
7	7	2014	2	16	229	11.00	160	2082	87	142	37.99	62.01
7	12	2014	7	12	229	11.00	161	2082	129	100	56.33	43.67
7	15	2014	3	16	229	11.00	162	2082	94	135	41.05	58.95
7	30	2014	4	16	229	11.00	163	2082	87	142	37.99	62.01
7	31	2014	5	17	229	11.00	164	2082	86	143	37.55	62.45
8	7	2014	5	13	229	11.00	165	2082	104	125	45.41	54.59
8	19	2014	3	17	229	11.00	166	2082	102	127	44.54	55.46
8	29	2014	6	13	229	11.00	167	2082	99	130	43.23	56.77
9	6	2014	7	16	229	11.00	168	2082	94	135	41.05	58.95
9	9	2014	3	17	229	11.00	169	2082	83	146	36.24	63.76
9	25	2014	5	16	229	11.00	170	2082	86	143	37.55	62.45
6	6	2014	6	16	228	10.95	171	2082	113	115	49.56	50.44
7	24	2014	5	16	228	10.95	172	2082	110	118	48.25	51.75
7	25	2014	6	13	228	10.95	173	2082	112	116	49.12	50.88
8	3	2014	1	18	228	10.95	174	2082	71	157	31.14	68.86
8	7	2014	5	17	228	10.95	175	2082	90	138	39.47	60.53

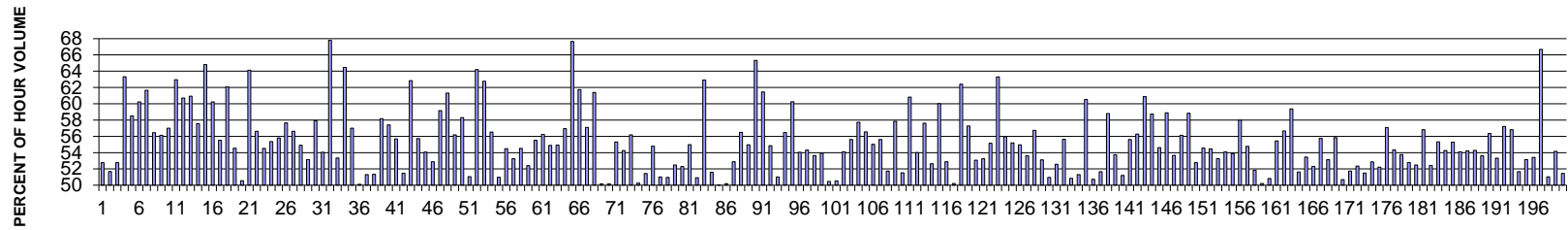
MO	DY	YR	DAY OF WK	HR	HR VOL	PERCENT OF AADT	HOUR NUMBER	AADT	NORTH VOLUME	SOUTH VOLUME	PERCENT NORTH IS OF TOTAL VOLUME	PERCENT SOUTH IS OF TOTAL VOLUME
8	23	2014	7	15	228	10.95	176	2082	110	118	48.25	51.75
8	26	2014	3	16	228	10.95	177	2082	83	145	36.40	63.60
9	12	2014	6	14	228	10.95	178	2082	101	127	44.30	55.70
9	14	2014	1	15	228	10.95	179	2082	91	137	39.91	60.09
1	31	2014	6	17	227	10.90	180	2082	90	137	39.65	60.35
7	6	2014	1	18	227	10.90	181	2082	55	172	24.23	75.77
7	10	2014	5	15	227	10.90	182	2082	118	109	51.98	48.02
7	10	2014	5	16	227	10.90	183	2082	98	129	43.17	56.83
6	27	2014	6	16	226	10.85	184	2082	95	131	42.04	57.96
7	11	2014	6	13	226	10.85	185	2082	112	114	49.56	50.44
7	18	2014	6	15	226	10.85	186	2082	106	120	46.90	53.10
7	18	2014	6	17	226	10.85	187	2082	100	126	44.25	55.75
8	11	2014	2	16	226	10.85	188	2082	100	126	44.25	55.75
9	12	2014	6	13	226	10.85	189	2082	120	106	53.10	46.90
7	11	2014	6	15	225	10.81	190	2082	120	105	53.33	46.67
8	9	2014	7	16	225	10.81	191	2082	113	112	50.22	49.78
8	25	2014	2	17	225	10.81	192	2082	92	133	40.89	59.11
9	15	2014	2	16	225	10.81	193	2082	91	134	40.44	59.56
7	1	2014	3	17	224	10.76	194	2082	96	128	42.86	57.14
7	17	2014	5	17	224	10.76	195	2082	89	135	39.73	60.27
7	29	2014	3	16	224	10.76	196	2082	90	134	40.18	59.82
7	31	2014	5	13	224	10.76	197	2082	116	108	51.79	48.21
7	31	2014	5	14	224	10.76	198	2082	111	113	49.55	50.45
8	6	2014	4	14	224	10.76	199	2082	101	123	45.09	54.91
8	7	2014	5	15	224	10.76	200	2082	104	120	46.43	53.57

**SR 090 MP 180.33 MOSES LAKE ADC SITE R055
K FOR PEAK 200 HOURS OF 2014
Recreational Site**



AADT= 11246 K 30 FACTOR= 14.81 K 100 FACTOR= 13.11 K 200 FACTOR= 11.94 D 100 FACTOR= 50.47

**SR 090 MP 180.33 MOSES LAKE ADC SITE R055
D % IN THE PEAK 200 HOURS OF 2014**



MO	DY	YR	DAY OF WK	HR	HR VOL	PERCENT OF AADT	HOUR NUMBER	AADT	EAST VOLUME	WEST VOLUME	PERCENT EAST IS OF TOTAL VOLUME	PERCENT WEST IS OF TOTAL VOLUME
11	30	2014	1	15	2130	18.94	1	11246	1124	1006	52.77	47.23
11	30	2014	1	14	2115	18.81	2	11246	1022	1093	48.32	51.68
11	30	2014	1	16	1906	16.95	3	11246	1006	900	52.78	47.22
7	6	2014	1	14	1892	16.82	4	11246	694	1198	36.68	63.32
11	26	2014	4	15	1892	16.82	5	11246	1107	785	58.51	41.49
11	30	2014	1	13	1876	16.68	6	11246	746	1130	39.77	60.23
7	6	2014	1	15	1862	16.56	7	11246	714	1148	38.35	61.65
8	10	2014	1	14	1807	16.07	8	11246	787	1020	43.55	56.45
6	29	2014	1	15	1803	16.03	9	11246	791	1012	43.87	56.13
8	10	2014	1	15	1800	16.01	10	11246	774	1026	43.00	57.00
6	27	2014	6	16	1787	15.89	11	11246	1125	662	62.95	37.05

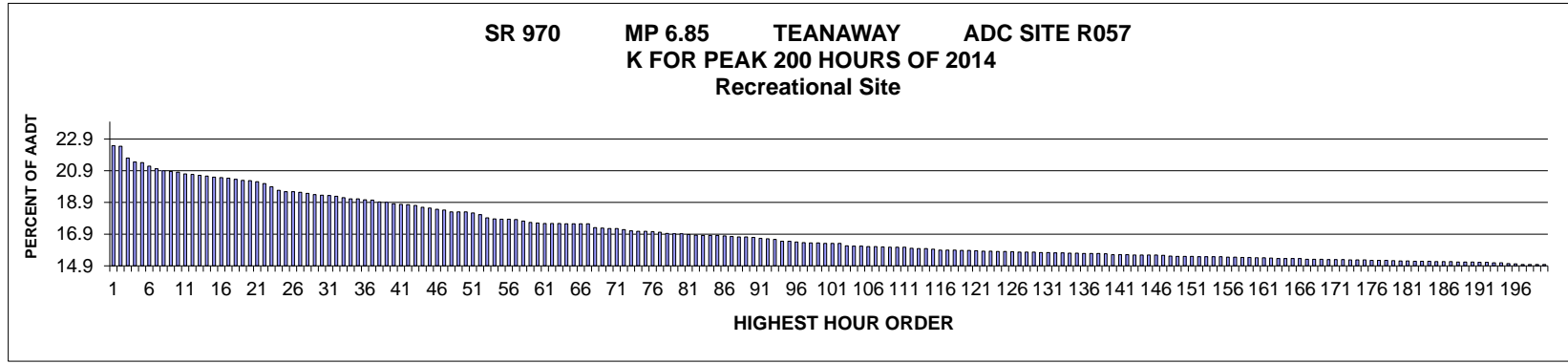
MO	DY	YR	DAY OF WK	HR	HR VOL	PERCENT OF AADT	HOUR NUMBER	AADT	EAST VOLUME	WEST VOLUME	PERCENT EAST IS OF TOTAL VOLUME	PERCENT WEST IS OF TOTAL VOLUME
6	27	2014	6	15	1779	15.82	12	11246	1080	699	60.71	39.29
7	6	2014	1	16	1769	15.73	13	11246	691	1078	39.06	60.94
11	26	2014	4	16	1753	15.59	14	11246	1009	744	57.56	42.44
6	27	2014	6	17	1750	15.56	15	11246	1134	616	64.80	35.20
6	29	2014	1	16	1740	15.47	16	11246	692	1048	39.77	60.23
7	27	2014	1	15	1733	15.41	17	11246	771	962	44.49	55.51
6	29	2014	1	17	1719	15.29	18	11246	652	1067	37.93	62.07
8	17	2014	1	15	1718	15.28	19	11246	781	937	45.46	54.54
8	15	2014	6	15	1715	15.25	20	11246	867	848	50.55	49.45
7	6	2014	1	13	1708	15.19	21	11246	613	1095	35.89	64.11
8	10	2014	1	13	1708	15.19	22	11246	741	967	43.38	56.62
8	24	2014	1	15	1700	15.12	23	11246	773	927	45.47	54.53
8	17	2014	1	14	1698	15.10	24	11246	758	940	44.64	55.36
7	20	2014	1	14	1697	15.09	25	11246	750	947	44.20	55.80
6	29	2014	1	14	1684	14.97	26	11246	713	971	42.34	57.66
8	17	2014	1	13	1678	14.92	27	11246	728	950	43.38	56.62
8	3	2014	1	15	1674	14.89	28	11246	755	919	45.10	54.90
7	27	2014	1	14	1667	14.82	29	11246	781	886	46.85	53.15
8	10	2014	1	16	1666	14.81	30	11246	701	965	42.08	57.92
11	26	2014	4	14	1654	14.71	31	11246	894	760	54.05	45.95
7	18	2014	6	17	1651	14.68	32	11246	1119	532	67.78	32.22
7	20	2014	1	15	1646	14.64	33	11246	768	878	46.66	53.34
11	30	2014	1	12	1646	14.64	34	11246	585	1061	35.54	64.46
7	27	2014	1	13	1640	14.58	35	11246	705	935	42.99	57.01
8	8	2014	6	15	1640	14.58	36	11246	822	818	50.12	49.88
8	15	2014	6	14	1639	14.57	37	11246	798	841	48.69	51.31
8	29	2014	6	14	1638	14.57	38	11246	841	797	51.34	48.66
7	25	2014	6	14	1635	14.54	39	11246	951	684	58.17	41.83
7	27	2014	1	16	1634	14.53	40	11246	696	938	42.59	57.41
8	24	2014	1	16	1634	14.53	41	11246	724	910	44.31	55.69
8	15	2014	6	16	1626	14.46	42	11246	789	837	48.52	51.48
6	27	2014	6	18	1623	14.43	43	11246	1020	603	62.85	37.15
8	3	2014	1	14	1622	14.42	44	11246	718	904	44.27	55.73
9	1	2014	2	15	1620	14.41	45	11246	744	876	45.93	54.07
8	17	2014	1	16	1617	14.38	46	11246	762	855	47.12	52.88
8	24	2014	1	14	1616	14.37	47	11246	660	956	40.84	59.16
11	26	2014	4	17	1613	14.34	48	11246	989	624	61.31	38.69
7	3	2014	5	15	1611	14.33	49	11246	905	706	56.18	43.82
7	20	2014	1	13	1602	14.25	50	11246	668	934	41.70	58.30
8	29	2014	6	16	1602	14.25	51	11246	818	784	51.06	48.94
6	29	2014	1	18	1600	14.23	52	11246	573	1027	35.81	64.19

MO	DY	YR	DAY OF WK	HR	HR VOL	PERCENT OF AADT	HOUR NUMBER	AADT	EAST VOLUME	WEST VOLUME	PERCENT EAST IS OF TOTAL VOLUME	PERCENT WEST IS OF TOTAL VOLUME
7	6	2014	1	17	1595	14.18	53	11246	594	1001	37.24	62.76
8	1	2014	6	14	1592	14.16	54	11246	900	692	56.53	43.47
6	13	2014	6	14	1591	14.15	55	11246	811	780	50.97	49.03
8	1	2014	6	15	1591	14.15	56	11246	867	724	54.49	45.51
8	29	2014	6	15	1591	14.15	57	11246	847	744	53.24	46.76
7	20	2014	1	16	1588	14.12	58	11246	722	866	45.47	54.53
8	22	2014	6	15	1582	14.07	59	11246	829	753	52.40	47.60
8	3	2014	1	16	1576	14.01	60	11246	701	875	44.48	55.52
9	1	2014	2	14	1575	14.00	61	11246	689	886	43.75	56.25
8	8	2014	6	14	1574	14.00	62	11246	864	710	54.89	45.11
11	30	2014	1	17	1573	13.99	63	11246	864	709	54.93	45.07
7	3	2014	5	16	1570	13.96	64	11246	894	676	56.94	43.06
7	6	2014	1	12	1570	13.96	65	11246	508	1062	32.36	67.64
10	26	2014	1	16	1568	13.94	66	11246	600	968	38.27	61.73
8	10	2014	1	12	1562	13.89	67	11246	670	892	42.89	57.11
8	24	2014	1	13	1562	13.89	68	11246	603	959	38.60	61.40
5	26	2014	2	14	1555	13.83	69	11246	780	775	50.16	49.84
5	26	2014	2	13	1551	13.79	70	11246	778	773	50.16	49.84
7	25	2014	6	15	1546	13.75	71	11246	855	691	55.30	44.70
6	13	2014	6	15	1539	13.68	72	11246	835	704	54.26	45.74
8	3	2014	1	13	1536	13.66	73	11246	673	863	43.82	56.18
5	23	2014	6	15	1534	13.64	74	11246	771	763	50.26	49.74
8	29	2014	6	13	1534	13.64	75	11246	745	789	48.57	51.43
5	26	2014	2	15	1533	13.63	76	11246	693	840	45.21	54.79
7	3	2014	5	14	1533	13.63	77	11246	782	751	51.01	48.99
8	8	2014	6	13	1531	13.61	78	11246	751	780	49.05	50.95
6	29	2014	1	13	1530	13.60	79	11246	727	803	47.52	52.48
7	3	2014	5	13	1528	13.59	80	11246	799	729	52.29	47.71
8	15	2014	6	18	1524	13.55	81	11246	686	838	45.01	54.99
5	26	2014	2	16	1518	13.50	82	11246	745	773	49.08	50.92
7	6	2014	1	18	1518	13.50	83	11246	563	955	37.09	62.91
8	29	2014	6	17	1518	13.50	84	11246	783	735	51.58	48.42
8	1	2014	6	12	1517	13.49	85	11246	758	759	49.97	50.03
6	22	2014	1	15	1512	13.44	86	11246	753	759	49.80	50.20
6	15	2014	1	15	1509	13.42	87	11246	711	798	47.12	52.88
8	10	2014	1	17	1503	13.36	88	11246	654	849	43.51	56.49
8	17	2014	1	17	1501	13.35	89	11246	676	825	45.04	54.96
7	18	2014	6	19	1500	13.34	90	11246	520	980	34.67	65.33
5	4	2014	1	16	1499	13.33	91	11246	578	921	38.56	61.44
9	1	2014	2	16	1495	13.29	92	11246	675	820	45.15	54.85
6	22	2014	1	16	1492	13.27	93	11246	731	761	48.99	51.01

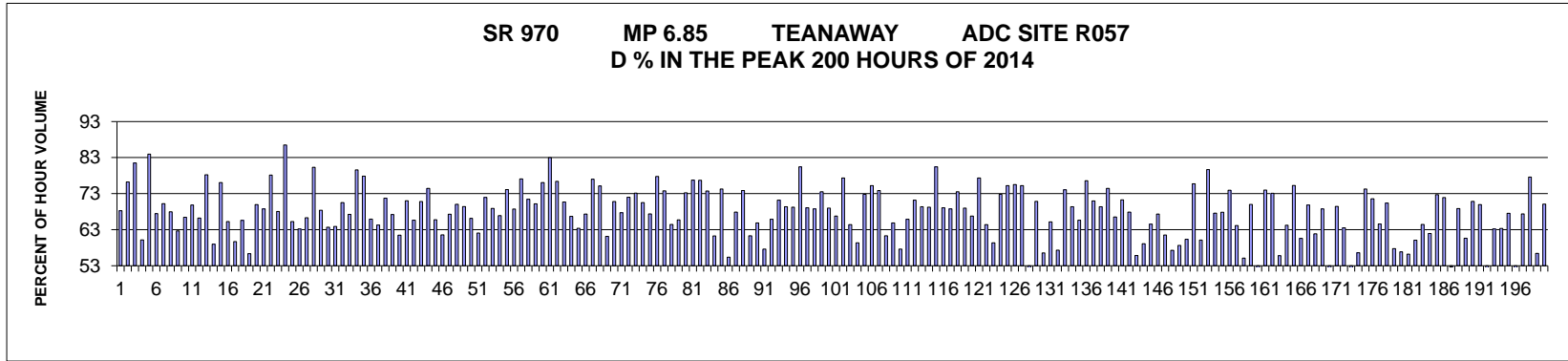
MO	DY	YR	DAY OF WK	HR	HR VOL	PERCENT OF AADT	HOUR NUMBER	AADT	EAST VOLUME	WEST VOLUME	PERCENT EAST IS OF TOTAL VOLUME	PERCENT WEST IS OF TOTAL VOLUME
6	20	2014	6	15	1491	13.26	94	11246	842	649	56.47	43.53
5	16	2014	6	15	1489	13.24	95	11246	897	592	60.24	39.76
8	24	2014	1	17	1486	13.21	96	11246	683	803	45.96	54.04
7	11	2014	6	15	1484	13.20	97	11246	806	678	54.31	45.69
8	1	2014	6	13	1482	13.18	98	11246	687	795	46.36	53.64
8	17	2014	1	18	1476	13.12	99	11246	680	796	46.07	53.93
8	1	2014	6	16	1474	13.11	100	11246	744	730	50.47	49.53
7	25	2014	6	13	1472	13.09	101	11246	744	728	50.54	49.46
5	9	2014	6	15	1471	13.08	102	11246	796	675	54.11	45.89
6	13	2014	6	16	1469	13.06	103	11246	817	652	55.62	44.38
6	15	2014	1	14	1469	13.06	104	11246	621	848	42.27	57.73
9	1	2014	2	13	1468	13.05	105	11246	638	830	43.46	56.54
7	13	2014	1	14	1463	13.01	106	11246	658	805	44.98	55.02
7	3	2014	5	17	1462	13.00	107	11246	813	649	55.61	44.39
3	30	2014	1	17	1461	12.99	108	11246	705	756	48.25	51.75
7	3	2014	5	18	1461	12.99	109	11246	845	616	57.84	42.16
9	28	2014	1	16	1461	12.99	110	11246	708	753	48.46	51.54
5	4	2014	1	17	1460	12.98	111	11246	572	888	39.18	60.82
7	27	2014	1	17	1459	12.97	112	11246	671	788	45.99	54.01
8	8	2014	6	12	1458	12.96	113	11246	618	840	42.39	57.61
11	29	2014	7	14	1457	12.96	114	11246	690	767	47.36	52.64
10	19	2014	1	16	1453	12.92	115	11246	581	872	39.99	60.01
3	30	2014	1	16	1452	12.91	116	11246	684	768	47.11	52.89
8	15	2014	6	17	1452	12.91	117	11246	723	729	49.79	50.21
11	26	2014	4	18	1452	12.91	118	11246	906	546	62.40	37.60
5	9	2014	6	14	1451	12.90	119	11246	831	620	57.27	42.73
9	1	2014	2	12	1451	12.90	120	11246	681	770	46.93	53.07
5	26	2014	2	17	1450	12.89	121	11246	678	772	46.76	53.24
8	17	2014	1	12	1447	12.87	122	11246	649	798	44.85	55.15
10	26	2014	1	15	1447	12.87	123	11246	531	916	36.70	63.30
8	3	2014	1	17	1446	12.86	124	11246	637	809	44.05	55.95
8	22	2014	6	16	1446	12.86	125	11246	798	648	55.19	44.81
7	3	2014	5	12	1441	12.81	126	11246	649	792	45.04	54.96
6	22	2014	1	13	1438	12.79	127	11246	667	771	46.38	53.62
5	23	2014	6	17	1431	12.72	128	11246	812	619	56.74	43.26
7	25	2014	6	16	1427	12.69	129	11246	758	669	53.12	46.88
12	26	2014	6	14	1427	12.69	130	11246	727	700	50.95	49.05
7	20	2014	1	17	1426	12.68	131	11246	676	750	47.41	52.59
6	27	2014	6	14	1422	12.64	132	11246	791	631	55.63	44.37
8	22	2014	6	13	1422	12.64	133	11246	699	723	49.16	50.84
7	7	2014	2	14	1421	12.64	134	11246	692	729	48.70	51.30

MO	DY	YR	DAY OF WK	HR	HR VOL	PERCENT OF AADT	HOUR NUMBER	AADT	EAST VOLUME	WEST VOLUME	PERCENT EAST IS OF TOTAL VOLUME	PERCENT WEST IS OF TOTAL VOLUME
6	27	2014	6	19	1419	12.62	135	11246	859	560	60.54	39.46
7	13	2014	1	15	1419	12.62	136	11246	699	720	49.26	50.74
8	29	2014	6	18	1419	12.62	137	11246	733	686	51.66	48.34
8	24	2014	1	12	1415	12.58	138	11246	583	832	41.20	58.80
6	15	2014	1	16	1414	12.57	139	11246	654	760	46.25	53.75
4	13	2014	1	14	1410	12.54	140	11246	688	722	48.79	51.21
7	7	2014	2	13	1408	12.52	141	11246	625	783	44.39	55.61
6	8	2014	1	15	1407	12.51	142	11246	615	792	43.71	56.29
5	4	2014	1	15	1406	12.50	143	11246	550	856	39.12	60.88
8	15	2014	6	13	1406	12.50	144	11246	580	826	41.25	58.75
8	29	2014	6	12	1406	12.50	145	11246	638	768	45.38	54.62
10	19	2014	1	15	1406	12.50	146	11246	578	828	41.11	58.89
7	11	2014	6	16	1405	12.49	147	11246	754	651	53.67	46.33
8	15	2014	6	12	1404	12.48	148	11246	616	788	43.87	56.13
6	13	2014	6	17	1402	12.47	149	11246	825	577	58.84	41.16
8	22	2014	6	14	1402	12.47	150	11246	740	662	52.78	47.22
4	13	2014	1	16	1400	12.45	151	11246	764	636	54.57	45.43
6	27	2014	6	13	1399	12.44	152	11246	637	762	45.53	54.47
6	20	2014	6	14	1397	12.42	153	11246	744	653	53.26	46.74
5	23	2014	6	16	1396	12.41	154	11246	755	641	54.08	45.92
7	25	2014	6	17	1396	12.41	155	11246	752	644	53.87	46.13
6	15	2014	1	13	1393	12.39	156	11246	585	808	42.00	58.00
8	22	2014	6	12	1393	12.39	157	11246	630	763	45.23	54.77
9	28	2014	1	15	1393	12.39	158	11246	671	722	48.17	51.83
4	13	2014	1	15	1390	12.36	159	11246	698	692	50.22	49.78
5	23	2014	6	14	1389	12.35	160	11246	706	683	50.83	49.17
8	3	2014	1	12	1389	12.35	161	11246	619	770	44.56	55.44
11	26	2014	4	13	1389	12.35	162	11246	602	787	43.34	56.66
5	11	2014	1	16	1388	12.34	163	11246	564	824	40.63	59.37
8	16	2014	7	12	1387	12.33	164	11246	716	671	51.62	48.38
4	13	2014	1	17	1386	12.32	165	11246	741	645	53.46	46.54
5	23	2014	6	13	1386	12.32	166	11246	661	725	47.69	52.31
5	26	2014	2	12	1385	12.32	167	11246	613	772	44.26	55.74
8	1	2014	6	17	1385	12.32	168	11246	736	649	53.14	46.86
5	9	2014	6	16	1384	12.31	169	11246	773	611	55.85	44.15
8	9	2014	7	12	1383	12.30	170	11246	682	701	49.31	50.69
6	22	2014	1	14	1380	12.27	171	11246	666	714	48.26	51.74
7	11	2014	6	14	1379	12.26	172	11246	722	657	52.36	47.64
5	23	2014	6	18	1377	12.24	173	11246	668	709	48.51	51.49
6	6	2014	6	16	1377	12.24	174	11246	728	649	52.87	47.13
6	29	2014	1	12	1377	12.24	175	11246	658	719	47.79	52.21

MO	DY	YR	DAY OF WK	HR	HR VOL	PERCENT OF AADT	HOUR NUMBER	AADT	EAST VOLUME	WEST VOLUME	PERCENT EAST IS OF TOTAL VOLUME	PERCENT WEST IS OF TOTAL VOLUME
7	27	2014	1	12	1375	12.23	176	11246	590	785	42.91	57.09
10	10	2014	6	17	1375	12.23	177	11246	747	628	54.33	45.67
8	10	2014	1	11	1371	12.19	178	11246	634	737	46.24	53.76
5	18	2014	1	16	1364	12.13	179	11246	644	720	47.21	52.79
6	20	2014	6	13	1364	12.13	180	11246	716	648	52.49	47.51
7	13	2014	1	13	1364	12.13	181	11246	589	775	43.18	56.82
8	23	2014	7	13	1364	12.13	182	11246	715	649	52.42	47.58
10	17	2014	6	15	1363	12.12	183	11246	754	609	55.32	44.68
4	6	2014	1	15	1362	12.11	184	11246	623	739	45.74	54.26
10	10	2014	6	15	1362	12.11	185	11246	753	609	55.29	44.71
10	12	2014	1	16	1362	12.11	186	11246	625	737	45.89	54.11
6	20	2014	6	16	1359	12.08	187	11246	737	622	54.23	45.77
8	16	2014	7	13	1356	12.06	188	11246	736	620	54.28	45.72
10	19	2014	1	17	1356	12.06	189	11246	629	727	46.39	53.61
8	18	2014	2	15	1354	12.04	190	11246	763	591	56.35	43.65
9	19	2014	6	16	1352	12.02	191	11246	721	631	53.33	46.67
7	3	2014	5	19	1351	12.01	192	11246	773	578	57.22	42.78
5	9	2014	6	17	1348	11.99	193	11246	766	582	56.82	43.18
8	22	2014	6	18	1347	11.98	194	11246	651	696	48.33	51.67
8	29	2014	6	19	1347	11.98	195	11246	716	631	53.16	46.84
6	13	2014	6	13	1344	11.95	196	11246	626	718	46.58	53.42
6	29	2014	1	19	1344	11.95	197	11246	448	896	33.33	66.67
8	4	2014	2	12	1344	11.95	198	11246	658	686	48.96	51.04
10	10	2014	6	16	1344	11.95	199	11246	728	616	54.17	45.83
6	15	2014	1	17	1343	11.94	200	11246	652	691	48.55	51.45



AADT= 4484 K 30 FACTOR= 19.36 K 100 FACTOR= 16.32 K 200 FACTOR= 14.99 D 100 FACTOR= 68.99



MO	DY	YR	DAY OF WK	HR	HR VOL	PERCENT OF AADT	HOUR NUMBER	AADT	EAST VOLUME	WEST VOLUME	PERCENT EAST IS OF TOTAL VOLUME	PERCENT WEST IS OF TOTAL VOLUME
8	10	2014	1	13	1008	22.48	1	4484	320	688	31.75	68.25
7	6	2014	1	13	1006	22.44	2	4484	239	767	23.76	76.24
5	26	2014	2	13	973	21.70	3	4484	180	793	18.50	81.50
7	27	2014	1	13	962	21.45	4	4484	383	579	39.81	60.19
5	26	2014	2	12	960	21.41	5	4484	154	806	16.04	83.96
6	29	2014	1	15	950	21.19	6	4484	309	641	32.53	67.47
8	24	2014	1	15	943	21.03	7	4484	281	662	29.80	70.20
7	27	2014	1	14	937	20.90	8	4484	300	637	32.02	67.98
8	24	2014	1	13	935	20.85	9	4484	349	586	37.33	62.67
8	10	2014	1	14	933	20.81	10	4484	313	620	33.55	66.45
8	24	2014	1	16	928	20.70	11	4484	280	648	30.17	69.83

MO	DY	YR	DAY OF WK	HR	HR VOL	PERCENT OF AADT	HOUR NUMBER	AADT	EAST VOLUME	WEST VOLUME	PERCENT EAST IS OF TOTAL VOLUME	PERCENT WEST IS OF TOTAL VOLUME
7	18	2014	6	15	927	20.67	12	4484	614	313	66.24	33.76
10	19	2014	1	15	924	20.61	13	4484	201	723	21.75	78.25
7	18	2014	6	13	922	20.56	14	4484	544	378	59.00	41.00
7	6	2014	1	12	919	20.50	15	4484	220	699	23.94	76.06
7	18	2014	6	14	918	20.47	16	4484	599	319	65.25	34.75
7	27	2014	1	12	916	20.43	17	4484	369	547	40.28	59.72
8	17	2014	1	13	913	20.36	18	4484	314	599	34.39	65.61
7	18	2014	6	12	910	20.29	19	4484	513	397	56.37	43.63
7	6	2014	1	14	909	20.27	20	4484	273	636	30.03	69.97
8	10	2014	1	15	906	20.21	21	4484	283	623	31.24	68.76
5	26	2014	2	15	901	20.09	22	4484	197	704	21.86	78.14
6	22	2014	1	13	892	19.89	23	4484	285	607	31.95	68.05
5	26	2014	2	11	882	19.67	24	4484	119	763	13.49	86.51
6	29	2014	1	13	878	19.58	25	4484	305	573	34.74	65.26
7	20	2014	1	14	878	19.58	26	4484	323	555	36.79	63.21
7	20	2014	1	13	876	19.54	27	4484	295	581	33.68	66.32
5	26	2014	2	14	873	19.47	28	4484	172	701	19.70	80.30
7	27	2014	1	16	870	19.40	29	4484	275	595	31.61	68.39
7	20	2014	1	15	868	19.36	30	4484	315	553	36.29	63.71
7	20	2014	1	16	867	19.34	31	4484	313	554	36.10	63.90
7	27	2014	1	15	865	19.29	32	4484	255	610	29.48	70.52
6	29	2014	1	14	861	19.20	33	4484	282	579	32.75	67.25
5	24	2014	7	12	858	19.13	34	4484	683	175	79.60	20.40
9	1	2014	2	12	858	19.13	35	4484	190	668	22.14	77.86
8	17	2014	1	15	855	19.07	36	4484	291	564	34.04	65.96
8	17	2014	1	14	854	19.05	37	4484	305	549	35.71	64.29
10	12	2014	1	12	849	18.93	38	4484	240	609	28.27	71.73
6	22	2014	1	14	848	18.91	39	4484	278	570	32.78	67.22
7	20	2014	1	12	844	18.82	40	4484	325	519	38.51	61.49
7	18	2014	6	16	842	18.78	41	4484	598	244	71.02	28.98
8	24	2014	1	14	841	18.76	42	4484	289	552	34.36	65.64
8	10	2014	1	12	839	18.71	43	4484	245	594	29.20	70.80
9	1	2014	2	13	834	18.60	44	4484	213	621	25.54	74.46
8	10	2014	1	16	832	18.55	45	4484	285	547	34.25	65.75
8	3	2014	1	13	828	18.47	46	4484	318	510	38.41	61.59
7	6	2014	1	15	826	18.42	47	4484	270	556	32.69	67.31
6	22	2014	1	15	821	18.31	48	4484	246	575	29.96	70.04
6	22	2014	1	16	821	18.31	49	4484	251	570	30.57	69.43
12	26	2014	6	13	821	18.31	50	4484	543	278	66.14	33.86
8	17	2014	1	12	818	18.24	51	4484	310	508	37.90	62.10
10	12	2014	1	13	813	18.13	52	4484	228	585	28.04	71.96

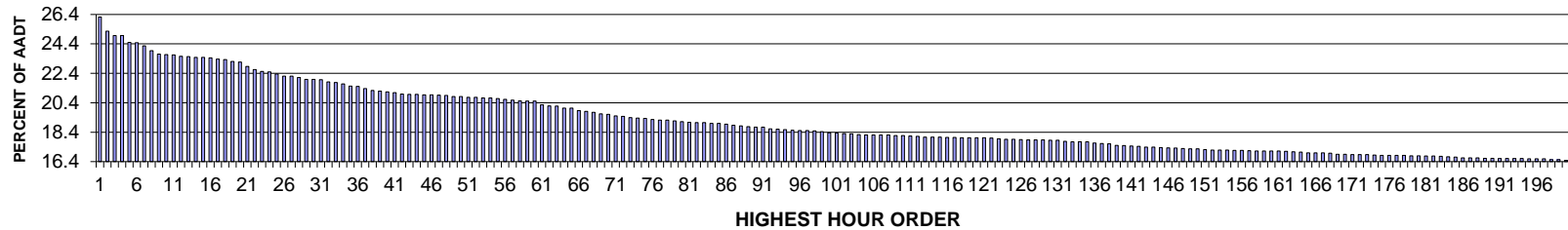
MO	DY	YR	DAY OF WK	HR	HR VOL	PERCENT OF AADT	HOUR NUMBER	AADT	EAST VOLUME	WEST VOLUME	PERCENT EAST IS OF TOTAL VOLUME	PERCENT WEST IS OF TOTAL VOLUME
7	27	2014	1	17	804	17.93	53	4484	250	554	31.09	68.91
8	17	2014	1	17	801	17.86	54	4484	265	536	33.08	66.92
7	6	2014	1	11	800	17.84	55	4484	207	593	25.88	74.13
7	13	2014	1	13	800	17.84	56	4484	250	550	31.25	68.75
5	23	2014	6	15	799	17.82	57	4484	616	183	77.10	22.90
6	29	2014	1	16	795	17.73	58	4484	227	568	28.55	71.45
7	6	2014	1	16	791	17.64	59	4484	236	555	29.84	70.16
10	19	2014	1	16	789	17.60	60	4484	189	600	23.95	76.05
5	23	2014	6	19	788	17.57	61	4484	654	134	82.99	17.01
5	24	2014	7	11	788	17.57	62	4484	602	186	76.40	23.60
10	5	2014	1	13	788	17.57	63	4484	231	557	29.31	70.69
7	18	2014	6	17	787	17.55	64	4484	525	262	66.71	33.29
8	3	2014	1	12	787	17.55	65	4484	288	499	36.59	63.41
8	24	2014	1	12	787	17.55	66	4484	257	530	32.66	67.34
10	5	2014	1	14	787	17.55	67	4484	181	606	23.00	77.00
10	19	2014	1	14	776	17.31	68	4484	193	583	24.87	75.13
8	3	2014	1	14	775	17.28	69	4484	301	474	38.84	61.16
6	15	2014	1	16	774	17.26	70	4484	226	548	29.20	70.80
7	13	2014	1	14	774	17.26	71	4484	250	524	32.30	67.70
10	10	2014	6	15	771	17.19	72	4484	555	216	71.98	28.02
10	10	2014	6	18	767	17.11	73	4484	561	206	73.14	26.86
6	29	2014	1	17	766	17.08	74	4484	226	540	29.50	70.50
8	10	2014	1	17	766	17.08	75	4484	250	516	32.64	67.36
5	26	2014	2	16	765	17.06	76	4484	170	595	22.22	77.78
10	10	2014	6	17	763	17.02	77	4484	563	200	73.79	26.21
7	20	2014	1	17	760	16.95	78	4484	270	490	35.53	64.47
8	17	2014	1	16	759	16.93	79	4484	260	499	34.26	65.74
9	1	2014	2	14	759	16.93	80	4484	203	556	26.75	73.25
5	24	2014	7	13	757	16.88	81	4484	581	176	76.75	23.25
10	5	2014	1	16	755	16.84	82	4484	176	579	23.31	76.69
6	8	2014	1	14	754	16.82	83	4484	198	556	26.26	73.74
6	29	2014	1	12	754	16.82	84	4484	292	462	38.73	61.27
10	5	2014	1	17	754	16.82	85	4484	194	560	25.73	74.27
7	19	2014	7	13	753	16.79	86	4484	417	336	55.38	44.62
6	22	2014	1	12	751	16.75	87	4484	241	510	32.09	67.91
7	6	2014	1	17	750	16.73	88	4484	196	554	26.13	73.87
8	3	2014	1	15	750	16.73	89	4484	290	460	38.67	61.33
7	13	2014	1	12	749	16.70	90	4484	263	486	35.11	64.89
8	9	2014	7	13	746	16.64	91	4484	430	316	57.64	42.36
12	26	2014	6	14	745	16.61	92	4484	491	254	65.91	34.09
7	4	2014	6	12	743	16.57	93	4484	529	214	71.20	28.80

MO	DY	YR	DAY OF WK	HR	HR VOL	PERCENT OF AADT	HOUR NUMBER	AADT	EAST VOLUME	WEST VOLUME	PERCENT EAST IS OF TOTAL VOLUME	PERCENT WEST IS OF TOTAL VOLUME
7	25	2014	6	16	738	16.46	94	4484	512	226	69.38	30.62
10	12	2014	1	14	738	16.46	95	4484	227	511	30.76	69.24
5	23	2014	6	16	736	16.41	96	4484	592	144	80.43	19.57
9	7	2014	1	13	734	16.37	97	4484	227	507	30.93	69.07
6	15	2014	1	13	733	16.35	98	4484	229	504	31.24	68.76
8	29	2014	6	18	733	16.35	99	4484	539	194	73.53	26.47
6	29	2014	1	18	732	16.32	100	4484	227	505	31.01	68.99
8	3	2014	1	16	732	16.32	101	4484	243	489	33.20	66.80
10	19	2014	1	17	732	16.32	102	4484	166	566	22.68	77.32
6	15	2014	1	12	725	16.17	103	4484	258	467	35.59	64.41
8	9	2014	7	12	724	16.15	104	4484	430	294	59.39	40.61
9	14	2014	1	12	724	16.15	105	4484	197	527	27.21	72.79
10	5	2014	1	18	723	16.12	106	4484	179	544	24.76	75.24
10	10	2014	6	14	723	16.12	107	4484	546	177	75.52	24.48
6	8	2014	1	15	722	16.10	108	4484	179	543	24.79	75.21
5	25	2014	1	13	721	16.08	109	4484	345	376	47.85	52.15
6	15	2014	1	17	721	16.08	110	4484	210	511	29.13	70.87
8	16	2014	7	12	721	16.08	111	4484	408	313	56.59	43.41
8	29	2014	6	14	718	16.01	112	4484	468	250	65.18	34.82
7	25	2014	6	14	717	15.99	113	4484	411	306	57.32	42.68
10	19	2014	1	13	717	15.99	114	4484	186	531	25.94	74.06
8	29	2014	6	15	715	15.95	115	4484	496	219	69.37	30.63
6	20	2014	6	16	713	15.90	116	4484	468	245	65.64	34.36
9	1	2014	2	11	713	15.90	117	4484	167	546	23.42	76.58
10	5	2014	1	15	713	15.90	118	4484	207	506	29.03	70.97
10	5	2014	1	12	712	15.88	119	4484	218	494	30.62	69.38
10	10	2014	6	16	712	15.88	120	4484	530	182	74.44	25.56
8	17	2014	1	18	711	15.86	121	4484	238	473	33.47	66.53
6	15	2014	1	15	710	15.83	122	4484	204	506	28.73	71.27
6	20	2014	6	15	710	15.83	123	4484	482	228	67.89	32.11
12	21	2014	1	13	709	15.81	124	4484	313	396	44.15	55.85
12	26	2014	6	15	709	15.81	125	4484	419	290	59.10	40.90
9	14	2014	1	13	708	15.79	126	4484	251	457	35.45	64.55
7	3	2014	5	13	707	15.77	127	4484	476	231	67.33	32.67
7	25	2014	6	17	707	15.77	128	4484	435	272	61.53	38.47
8	1	2014	6	13	707	15.77	129	4484	405	302	57.28	42.72
7	25	2014	6	13	706	15.74	130	4484	414	292	58.64	41.36
8	8	2014	6	14	706	15.74	131	4484	426	280	60.34	39.66
7	4	2014	6	11	705	15.72	132	4484	534	171	75.74	24.26
7	17	2014	5	14	705	15.72	133	4484	424	281	60.14	39.86
5	23	2014	6	18	704	15.70	134	4484	561	143	79.69	20.31

MO	DY	YR	DAY OF WK	HR	HR VOL	PERCENT OF AADT	HOUR NUMBER	AADT	EAST VOLUME	WEST VOLUME	PERCENT EAST IS OF TOTAL VOLUME	PERCENT WEST IS OF TOTAL VOLUME
7	13	2014	1	15	704	15.70	135	4484	228	476	32.39	67.61
6	20	2014	6	14	703	15.68	136	4484	477	226	67.85	32.15
7	3	2014	5	15	703	15.68	137	4484	520	183	73.97	26.03
7	18	2014	6	18	703	15.68	138	4484	451	252	64.15	35.85
8	16	2014	7	13	702	15.66	139	4484	387	315	55.13	44.87
6	20	2014	6	17	700	15.61	140	4484	490	210	70.00	30.00
8	8	2014	6	12	700	15.61	141	4484	355	345	50.71	49.29
10	3	2014	6	16	700	15.61	142	4484	518	182	74.00	26.00
5	23	2014	6	17	699	15.59	143	4484	511	188	73.10	26.90
7	5	2014	7	13	699	15.59	144	4484	390	309	55.79	44.21
8	8	2014	6	15	699	15.59	145	4484	449	250	64.23	35.77
10	12	2014	1	16	699	15.59	146	4484	173	526	24.75	75.25
8	23	2014	7	12	698	15.57	147	4484	423	275	60.60	39.40
8	30	2014	7	16	696	15.52	148	4484	486	210	69.83	30.17
7	17	2014	5	16	695	15.50	149	4484	430	265	61.87	38.13
8	29	2014	6	13	695	15.50	150	4484	478	217	68.78	31.22
8	31	2014	1	13	695	15.50	151	4484	364	331	52.37	47.63
7	3	2014	5	17	694	15.48	152	4484	482	212	69.45	30.55
8	24	2014	1	17	694	15.48	153	4484	253	441	36.46	63.54
8	31	2014	1	12	694	15.48	154	4484	338	356	48.70	51.30
12	26	2014	6	16	694	15.48	155	4484	393	301	56.63	43.37
7	3	2014	5	18	693	15.45	156	4484	515	178	74.31	25.69
10	19	2014	1	12	693	15.45	157	4484	197	496	28.43	71.57
8	15	2014	6	17	692	15.43	158	4484	447	245	64.60	35.40
9	28	2014	1	16	692	15.43	159	4484	205	487	29.62	70.38
8	22	2014	6	13	691	15.41	160	4484	399	292	57.74	42.26
8	22	2014	6	14	691	15.41	161	4484	393	298	56.87	43.13
7	19	2014	7	12	690	15.39	162	4484	388	302	56.23	43.77
5	25	2014	1	14	689	15.37	163	4484	275	414	39.91	60.09
7	25	2014	6	18	689	15.37	164	4484	444	245	64.44	35.56
8	15	2014	6	15	689	15.37	165	4484	427	262	61.97	38.03
10	3	2014	6	18	689	15.37	166	4484	501	188	72.71	27.29
7	3	2014	5	14	687	15.32	167	4484	494	193	71.91	28.09
8	16	2014	7	11	687	15.32	168	4484	362	325	52.69	47.31
9	21	2014	1	12	687	15.32	169	4484	214	473	31.15	68.85
7	25	2014	6	15	686	15.30	170	4484	416	270	60.64	39.36
7	27	2014	1	18	686	15.30	171	4484	200	486	29.15	70.85
8	8	2014	6	16	686	15.30	172	4484	480	206	69.97	30.03
7	17	2014	5	13	685	15.28	173	4484	341	344	49.78	50.22
8	1	2014	6	14	685	15.28	174	4484	433	252	63.21	36.79
8	22	2014	6	17	685	15.28	175	4484	434	251	63.36	36.64

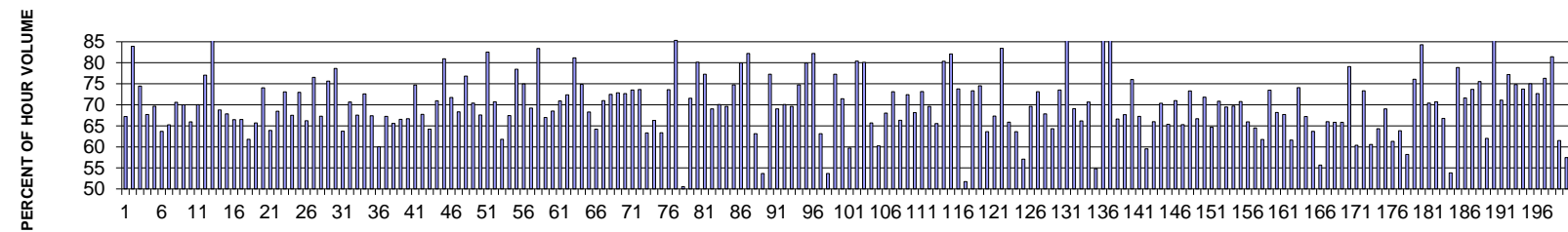
MO	DY	YR	DAY OF WK	HR	HR VOL	PERCENT OF AADT	HOUR NUMBER	AADT	EAST VOLUME	WEST VOLUME	PERCENT EAST IS OF TOTAL VOLUME	PERCENT WEST IS OF TOTAL VOLUME
7	13	2014	1	16	684	15.25	176	4484	222	462	32.46	67.54
7	18	2014	6	11	684	15.25	177	4484	330	354	48.25	51.75
8	8	2014	6	18	684	15.25	178	4484	461	223	67.40	32.60
6	6	2014	6	18	683	15.23	179	4484	530	153	77.60	22.40
7	26	2014	7	13	682	15.21	180	4484	385	297	56.45	43.55
9	28	2014	1	14	682	15.21	181	4484	204	478	29.91	70.09
8	29	2014	6	16	681	15.19	182	4484	490	191	71.95	28.05
10	12	2014	1	15	681	15.19	183	4484	201	480	29.52	70.48
12	28	2014	1	12	681	15.19	184	4484	295	386	43.32	56.68
6	8	2014	1	16	680	15.17	185	4484	183	497	26.91	73.09
6	15	2014	1	14	680	15.17	186	4484	223	457	32.79	67.21
8	1	2014	6	17	680	15.17	187	4484	450	230	66.18	33.82
6	20	2014	6	13	679	15.14	188	4484	432	247	63.62	36.38
6	28	2014	7	12	679	15.14	189	4484	458	221	67.45	32.55
7	26	2014	7	12	679	15.14	190	4484	432	247	63.62	36.38
8	3	2014	1	17	678	15.12	191	4484	230	448	33.92	66.08
9	28	2014	1	15	678	15.12	192	4484	200	478	29.50	70.50
5	23	2014	6	20	677	15.10	193	4484	581	96	85.82	14.18
6	1	2014	1	15	677	15.10	194	4484	195	482	28.80	71.20
7	17	2014	5	15	675	15.05	195	4484	410	265	60.74	39.26
8	22	2014	6	18	674	15.03	196	4484	422	252	62.61	37.39
6	1	2014	1	14	672	14.99	197	4484	223	449	33.18	66.82
6	8	2014	1	13	672	14.99	198	4484	193	479	28.72	71.28
7	3	2014	5	16	672	14.99	199	4484	474	198	70.54	29.46
8	2	2014	7	13	672	14.99	200	4484	400	272	59.52	40.48

SR 002 MP 80.20 NASON CREEK ADC SITE R058
K FOR PEAK 200 HOURS OF 2014
Recreational Site



AADT= 4106 K 30 FACTOR= 21.99 K 100 FACTOR= 18.36 K 200 FACTOR= 16.49 D 100 FACTOR= 71.43

SR 002 MP 80.20 NASON CREEK ADC SITE R058
D % IN THE PEAK 200 HOURS OF 2014



MO	DY	YR	DAY OF WK	HR	HR VOL	PERCENT OF AADT	HOUR NUMBER	AADT	EAST VOLUME	WEST VOLUME	PERCENT EAST IS OF TOTAL VOLUME	PERCENT WEST IS OF TOTAL VOLUME
6	22	2014	1	13	1077	26.23	1	4106	353	724	32.78	67.22
5	26	2014	2	12	1037	25.26	2	4106	167	870	16.10	83.90
7	6	2014	1	12	1025	24.96	3	4106	262	763	25.56	74.44
7	6	2014	1	13	1025	24.96	4	4106	331	694	32.29	67.71
8	24	2014	1	14	1006	24.50	5	4106	305	701	30.32	69.68
6	29	2014	1	12	1005	24.48	6	4106	365	640	36.32	63.68
8	24	2014	1	13	996	24.26	7	4106	346	650	34.74	65.26
10	5	2014	1	13	983	23.94	8	4106	289	694	29.40	70.60
8	24	2014	1	16	973	23.70	9	4106	292	681	30.01	69.99
6	29	2014	1	13	972	23.67	10	4106	331	641	34.05	65.95
6	29	2014	1	15	971	23.65	11	4106	291	680	29.97	70.03

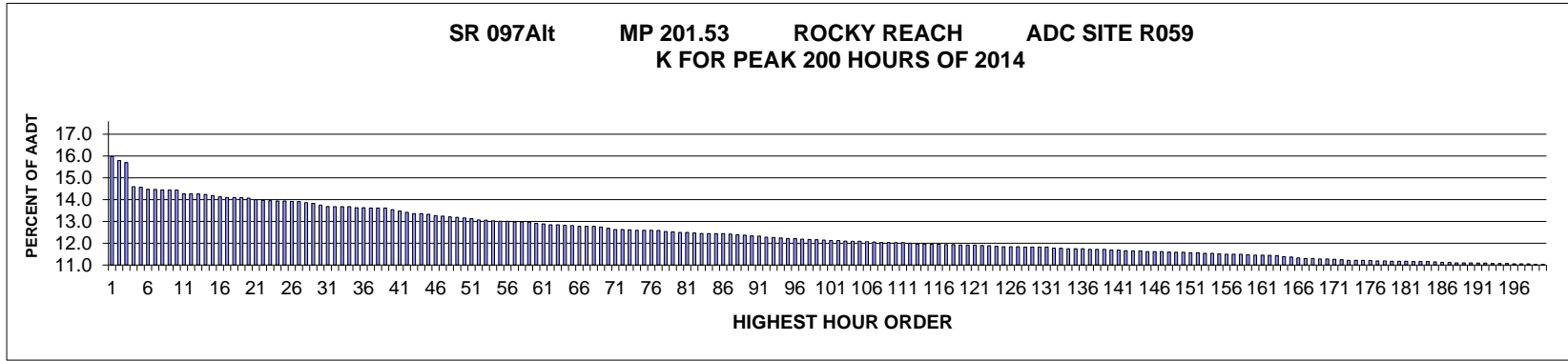
MO	DY	YR	DAY OF WK	HR	HR VOL	PERCENT OF AADT	HOUR NUMBER	AADT	EAST VOLUME	WEST VOLUME	PERCENT EAST IS OF TOTAL VOLUME	PERCENT WEST IS OF TOTAL VOLUME
9	1	2014	2	12	967	23.55	12	4106	222	745	22.96	77.04
5	26	2014	2	11	966	23.53	13	4106	116	850	12.01	87.99
6	22	2014	1	12	964	23.48	14	4106	301	663	31.22	68.78
8	10	2014	1	13	964	23.48	15	4106	310	654	32.16	67.84
6	29	2014	1	14	963	23.45	16	4106	323	640	33.54	66.46
8	24	2014	1	15	959	23.36	17	4106	321	638	33.47	66.53
8	17	2014	1	13	958	23.33	18	4106	366	592	38.20	61.80
8	10	2014	1	14	953	23.21	19	4106	327	626	34.31	65.69
10	12	2014	1	12	951	23.16	20	4106	247	704	25.97	74.03
8	17	2014	1	14	939	22.87	21	4106	339	600	36.10	63.90
8	10	2014	1	12	930	22.65	22	4106	293	637	31.51	68.49
9	1	2014	2	13	925	22.53	23	4106	249	676	26.92	73.08
6	22	2014	1	14	924	22.50	24	4106	300	624	32.47	67.53
10	19	2014	1	14	918	22.36	25	4106	248	670	27.02	72.98
7	6	2014	1	14	912	22.21	26	4106	308	604	33.77	66.23
10	19	2014	1	15	912	22.21	27	4106	214	698	23.46	76.54
6	22	2014	1	15	908	22.11	28	4106	297	611	32.71	67.29
5	26	2014	2	13	903	21.99	29	4106	220	683	24.36	75.64
7	6	2014	1	11	903	21.99	30	4106	193	710	21.37	78.63
12	26	2014	6	16	902	21.97	31	4106	575	327	63.75	36.25
8	24	2014	1	17	896	21.82	32	4106	263	633	29.35	70.65
7	13	2014	1	12	894	21.77	33	4106	290	604	32.44	67.56
6	29	2014	1	17	890	21.68	34	4106	244	646	27.42	72.58
8	17	2014	1	15	884	21.53	35	4106	288	596	32.58	67.42
8	3	2014	1	13	883	21.51	36	4106	353	530	39.98	60.02
8	17	2014	1	12	877	21.36	37	4106	287	590	32.73	67.27
8	10	2014	1	16	872	21.24	38	4106	300	572	34.40	65.60
10	5	2014	1	14	870	21.19	39	4106	291	579	33.45	66.55
10	19	2014	1	13	868	21.14	40	4106	289	579	33.29	66.71
10	5	2014	1	12	866	21.09	41	4106	219	647	25.29	74.71
12	26	2014	6	13	862	20.99	42	4106	584	278	67.75	32.25
2	17	2014	2	14	861	20.97	43	4106	308	553	35.77	64.23
8	10	2014	1	15	861	20.97	44	4106	250	611	29.04	70.96
6	14	2014	7	14	860	20.94	45	4106	696	164	80.93	19.07
6	29	2014	1	16	860	20.94	46	4106	243	617	28.26	71.74
9	1	2014	2	14	859	20.92	47	4106	272	587	31.66	68.34
5	26	2014	2	14	858	20.90	48	4106	199	659	23.19	76.81
2	17	2014	2	13	855	20.82	49	4106	253	602	29.59	70.41
12	26	2014	6	15	855	20.82	50	4106	578	277	67.60	32.40
5	26	2014	2	15	853	20.77	51	4106	149	704	17.47	82.53
8	24	2014	1	12	853	20.77	52	4106	250	603	29.31	70.69

MO	DY	YR	DAY OF WK	HR	HR VOL	PERCENT OF AADT	HOUR NUMBER	AADT	EAST VOLUME	WEST VOLUME	PERCENT EAST IS OF TOTAL VOLUME	PERCENT WEST IS OF TOTAL VOLUME
7	13	2014	1	13	851	20.73	53	4106	325	526	38.19	61.81
8	17	2014	1	16	851	20.73	54	4106	277	574	32.55	67.45
10	12	2014	1	11	849	20.68	55	4106	183	666	21.55	78.45
8	30	2014	7	14	847	20.63	56	4106	635	212	74.97	25.03
6	15	2014	1	13	845	20.58	57	4106	260	585	30.77	69.23
5	24	2014	7	12	843	20.53	58	4106	703	140	83.39	16.61
7	6	2014	1	15	842	20.51	59	4106	278	564	33.02	66.98
9	21	2014	1	12	842	20.51	60	4106	265	577	31.47	68.53
10	19	2014	1	12	832	20.26	61	4106	242	590	29.09	70.91
6	8	2014	1	14	829	20.19	62	4106	229	600	27.62	72.38
9	1	2014	2	11	828	20.17	63	4106	156	672	18.84	81.16
6	14	2014	7	15	823	20.04	64	4106	616	207	74.85	25.15
8	17	2014	1	17	823	20.04	65	4106	261	562	31.71	68.29
10	12	2014	1	13	816	19.87	66	4106	292	524	35.78	64.22
6	8	2014	1	12	814	19.82	67	4106	236	578	28.99	71.01
10	19	2014	1	16	811	19.75	68	4106	223	588	27.50	72.50
6	15	2014	1	12	807	19.65	69	4106	219	588	27.14	72.86
12	26	2014	6	14	805	19.61	70	4106	585	220	72.67	27.33
6	22	2014	1	16	801	19.51	71	4106	212	589	26.47	73.53
8	29	2014	6	16	800	19.48	72	4106	589	211	73.63	26.38
8	3	2014	1	15	796	19.39	73	4106	292	504	36.68	63.32
7	6	2014	1	16	795	19.36	74	4106	268	527	33.71	66.29
7	5	2014	7	13	794	19.34	75	4106	503	291	63.35	36.65
8	29	2014	6	15	791	19.26	76	4106	582	209	73.58	26.42
5	23	2014	6	18	789	19.22	77	4106	673	116	85.30	14.70
8	31	2014	1	13	789	19.22	78	4106	399	390	50.57	49.43
8	10	2014	1	17	787	19.17	79	4106	224	563	28.46	71.54
6	14	2014	7	13	785	19.12	80	4106	629	156	80.13	19.87
7	4	2014	6	12	783	19.07	81	4106	605	178	77.27	22.73
6	8	2014	1	13	782	19.05	82	4106	242	540	30.95	69.05
9	14	2014	1	12	782	19.05	83	4106	234	548	29.92	70.08
6	15	2014	1	14	780	19.00	84	4106	237	543	30.38	69.62
10	5	2014	1	15	780	19.00	85	4106	197	583	25.26	74.74
5	26	2014	2	16	778	18.95	86	4106	156	622	20.05	79.95
5	23	2014	6	16	775	18.87	87	4106	637	138	82.19	17.81
4	13	2014	1	16	773	18.83	88	4106	285	488	36.87	63.13
8	31	2014	1	12	771	18.78	89	4106	414	357	53.70	46.30
5	23	2014	6	14	770	18.75	90	4106	595	175	77.27	22.73
8	29	2014	6	13	770	18.75	91	4106	550	220	71.43	28.57
8	3	2014	1	14	765	18.63	92	4106	308	457	40.26	59.74
10	11	2014	7	13	764	18.61	93	4106	614	150	80.37	19.63

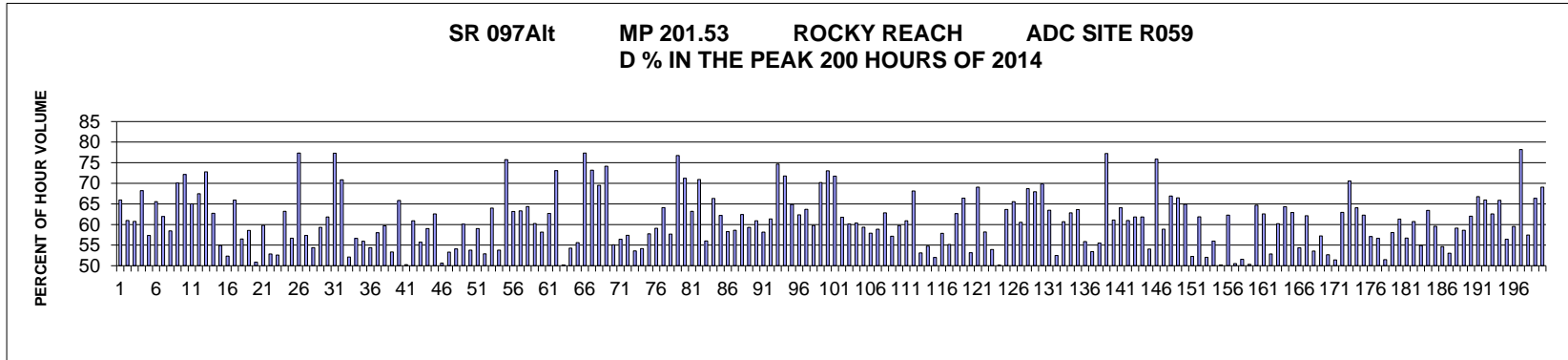
MO	DY	YR	DAY OF WK	HR	HR VOL	PERCENT OF AADT	HOUR NUMBER	AADT	EAST VOLUME	WEST VOLUME	PERCENT EAST IS OF TOTAL VOLUME	PERCENT WEST IS OF TOTAL VOLUME
5	23	2014	6	17	763	18.58	94	4106	611	152	80.08	19.92
8	3	2014	1	16	761	18.53	95	4106	261	500	34.30	65.70
5	25	2014	1	14	760	18.51	96	4106	302	458	39.74	60.26
7	13	2014	1	16	760	18.51	97	4106	243	517	31.97	68.03
2	17	2014	2	12	759	18.49	98	4106	204	555	26.88	73.12
8	30	2014	7	15	757	18.44	99	4106	502	255	66.31	33.69
6	15	2014	1	16	754	18.36	100	4106	208	546	27.59	72.41
8	30	2014	7	12	753	18.34	101	4106	513	240	68.13	31.87
5	4	2014	1	14	752	18.31	102	4106	202	550	26.86	73.14
6	20	2014	6	15	751	18.29	103	4106	523	228	69.64	30.36
7	13	2014	1	15	749	18.24	104	4106	258	491	34.45	65.55
5	23	2014	6	15	748	18.22	105	4106	601	147	80.35	19.65
5	24	2014	7	11	748	18.22	106	4106	614	134	82.09	17.91
6	22	2014	1	17	748	18.22	107	4106	196	552	26.20	73.80
8	31	2014	1	14	748	18.22	108	4106	361	387	48.26	51.74
6	1	2014	1	15	746	18.17	109	4106	199	547	26.68	73.32
6	8	2014	1	15	746	18.17	110	4106	190	556	25.47	74.53
8	9	2014	7	13	745	18.14	111	4106	474	271	63.62	36.38
9	14	2014	1	13	744	18.12	112	4106	243	501	32.66	67.34
5	24	2014	7	13	742	18.07	113	4106	619	123	83.42	16.58
8	22	2014	6	15	742	18.07	114	4106	489	253	65.90	34.10
9	7	2014	1	13	742	18.07	115	4106	270	472	36.39	63.61
7	5	2014	7	14	741	18.05	116	4106	423	318	57.09	42.91
8	30	2014	7	13	741	18.05	117	4106	516	225	69.64	30.36
5	25	2014	1	16	740	18.02	118	4106	199	541	26.89	73.11
7	3	2014	5	15	740	18.02	119	4106	502	238	67.84	32.16
7	13	2014	1	14	740	18.02	120	4106	264	476	35.68	64.32
8	24	2014	1	18	740	18.02	121	4106	196	544	26.49	73.51
5	26	2014	2	10	739	18.00	122	4106	87	652	11.77	88.23
9	28	2014	1	15	737	17.95	123	4106	228	509	30.94	69.06
8	23	2014	7	13	736	17.92	124	4106	487	249	66.17	33.83
9	1	2014	2	15	736	17.92	125	4106	216	520	29.35	70.65
5	25	2014	1	13	735	17.90	126	4106	332	403	45.17	54.83
5	23	2014	6	19	734	17.88	127	4106	627	107	85.42	14.58
5	26	2014	2	17	734	17.88	128	4106	95	639	12.94	87.06
9	28	2014	1	13	734	17.88	129	4106	245	489	33.38	66.62
8	8	2014	6	16	733	17.85	130	4106	496	237	67.67	32.33
8	24	2014	1	11	733	17.85	131	4106	176	557	24.01	75.99
8	3	2014	1	12	730	17.78	132	4106	239	491	32.74	67.26
8	9	2014	7	14	729	17.75	133	4106	434	295	59.53	40.47
8	22	2014	6	16	729	17.75	134	4106	481	248	65.98	34.02

MO	DY	YR	DAY OF WK	HR	HR VOL	PERCENT OF AADT	HOUR NUMBER	AADT	EAST VOLUME	WEST VOLUME	PERCENT EAST IS OF TOTAL VOLUME	PERCENT WEST IS OF TOTAL VOLUME
9	7	2014	1	15	729	17.75	135	4106	216	513	29.63	70.37
8	15	2014	6	15	725	17.66	136	4106	474	251	65.38	34.62
9	28	2014	1	14	724	17.63	137	4106	210	514	29.01	70.99
9	21	2014	1	13	723	17.61	138	4106	251	472	34.72	65.28
8	29	2014	6	17	719	17.51	139	4106	527	192	73.30	26.70
9	7	2014	1	12	718	17.49	140	4106	239	479	33.29	66.71
7	3	2014	5	16	717	17.46	141	4106	515	202	71.83	28.17
12	26	2014	6	12	716	17.44	142	4106	463	253	64.66	35.34
6	15	2014	1	15	714	17.39	143	4106	208	506	29.13	70.87
7	3	2014	5	13	714	17.39	144	4106	496	218	69.47	30.53
6	29	2014	1	11	713	17.36	145	4106	216	497	30.29	69.71
8	17	2014	1	18	712	17.34	146	4106	208	504	29.21	70.79
9	7	2014	1	14	711	17.32	147	4106	242	469	34.04	65.96
4	13	2014	1	17	710	17.29	148	4106	252	458	35.49	64.51
8	16	2014	7	14	709	17.27	149	4106	438	271	61.78	38.22
10	5	2014	1	16	709	17.27	150	4106	188	521	26.52	73.48
8	17	2014	1	11	707	17.22	151	4106	225	482	31.82	68.18
6	22	2014	1	11	706	17.19	152	4106	228	478	32.29	67.71
7	5	2014	7	12	706	17.19	153	4106	435	271	61.61	38.39
8	29	2014	6	18	706	17.19	154	4106	523	183	74.08	25.92
7	3	2014	5	14	705	17.17	155	4106	474	231	67.23	32.77
8	31	2014	1	16	705	17.17	156	4106	256	449	36.31	63.69
10	11	2014	7	15	704	17.15	157	4106	392	312	55.68	44.32
8	8	2014	6	15	703	17.12	158	4106	464	239	66.00	34.00
8	15	2014	6	16	703	17.12	159	4106	463	240	65.86	34.14
8	23	2014	7	12	703	17.12	160	4106	463	240	65.86	34.14
10	11	2014	7	12	703	17.12	161	4106	556	147	79.09	20.91
4	13	2014	1	14	702	17.10	162	4106	278	424	39.60	60.40
5	24	2014	7	15	701	17.07	163	4106	514	187	73.32	26.68
7	11	2014	6	15	700	17.05	164	4106	424	276	60.57	39.43
6	20	2014	6	13	698	17.00	165	4106	449	249	64.33	35.67
10	12	2014	1	14	698	17.00	166	4106	216	482	30.95	69.05
12	26	2014	6	17	698	17.00	167	4106	428	270	61.32	38.68
8	16	2014	7	12	697	16.98	168	4106	445	252	63.85	36.15
8	9	2014	7	12	694	16.90	169	4106	404	290	58.21	41.79
10	5	2014	1	17	694	16.90	170	4106	166	528	23.92	76.08
5	26	2014	2	18	693	16.88	171	4106	109	584	15.73	84.27
6	20	2014	6	16	693	16.88	172	4106	488	205	70.42	29.58
8	10	2014	1	11	693	16.88	173	4106	203	490	29.29	70.71
8	29	2014	6	14	692	16.85	174	4106	462	230	66.76	33.24
5	25	2014	1	12	691	16.83	175	4106	372	319	53.84	46.16

MO	DY	YR	DAY OF WK	HR	HR VOL	PERCENT OF AADT	HOUR NUMBER	AADT	EAST VOLUME	WEST VOLUME	PERCENT EAST IS OF TOTAL VOLUME	PERCENT WEST IS OF TOTAL VOLUME
5	25	2014	1	17	691	16.83	176	4106	146	545	21.13	78.87
10	10	2014	6	17	691	16.83	177	4106	495	196	71.64	28.36
10	19	2014	1	17	691	16.83	178	4106	182	509	26.34	73.66
5	4	2014	1	15	690	16.80	179	4106	169	521	24.49	75.51
5	25	2014	1	15	690	16.80	180	4106	262	428	37.97	62.03
5	23	2014	6	20	689	16.78	181	4106	598	91	86.79	13.21
8	30	2014	7	11	689	16.78	182	4106	490	199	71.12	28.88
6	22	2014	1	18	688	16.76	183	4106	157	531	22.82	77.18
10	5	2014	1	11	687	16.73	184	4106	173	514	25.18	74.82
6	27	2014	6	16	686	16.71	185	4106	506	180	73.76	26.24
5	4	2014	1	13	684	16.66	186	4106	171	513	25.00	75.00
5	18	2014	1	14	684	16.66	187	4106	187	497	27.34	72.66
7	4	2014	6	13	684	16.66	188	4106	522	162	76.32	23.68
5	23	2014	6	13	683	16.63	189	4106	556	127	81.41	18.59
8	15	2014	6	14	683	16.63	190	4106	420	263	61.49	38.51
8	8	2014	6	14	682	16.61	191	4106	392	290	57.48	42.52
8	22	2014	6	14	682	16.61	192	4106	421	261	61.73	38.27
8	31	2014	1	15	682	16.61	193	4106	274	408	40.18	59.82
10	12	2014	1	15	682	16.61	194	4106	224	458	32.84	67.16
6	1	2014	1	16	681	16.59	195	4106	182	499	26.73	73.27
6	27	2014	6	17	681	16.59	196	4106	498	183	73.13	26.87
9	28	2014	1	16	681	16.59	197	4106	196	485	28.78	71.22
4	13	2014	1	15	679	16.54	198	4106	230	449	33.87	66.13
7	6	2014	1	17	679	16.54	199	4106	190	489	27.98	72.02
6	27	2014	6	15	677	16.49	200	4106	453	224	66.91	33.09



AADT= 6594 K 30 FACTOR= 13.75 K 100 FACTOR= 12.15 K 200 FACTOR= 11.04 D 30 FACTOR= 61.85



MO	DY	YR	DAY OF WK	HR	HR VOL	PERCENT OF AADT	HOUR NUMBER	AADT	NORTH VOLUME	SOUTH VOLUME	PERCENT NORTH IS OF TOTAL VOLUME	PERCENT SOUTH IS OF TOTAL VOLUME
7	6	2014	1	12	1054	15.98	1	6594	359	695	34.06	65.94
7	3	2014	5	16	1041	15.79	2	6594	635	406	61.00	39.00
7	6	2014	1	13	1035	15.70	3	6594	406	629	39.23	60.77
7	6	2014	1	11	963	14.60	4	6594	306	657	31.78	68.22
7	6	2014	1	14	961	14.57	5	6594	410	551	42.66	57.34
7	3	2014	5	17	955	14.48	6	6594	626	329	65.55	34.45
8	22	2014	6	17	954	14.47	7	6594	591	363	61.95	38.05
8	9	2014	7	12	953	14.45	8	6594	557	396	58.45	41.55
5	23	2014	6	16	952	14.44	9	6594	667	285	70.06	29.94
7	3	2014	5	18	952	14.44	10	6594	687	265	72.16	27.84
6	22	2014	1	13	941	14.27	11	6594	329	612	34.96	65.04

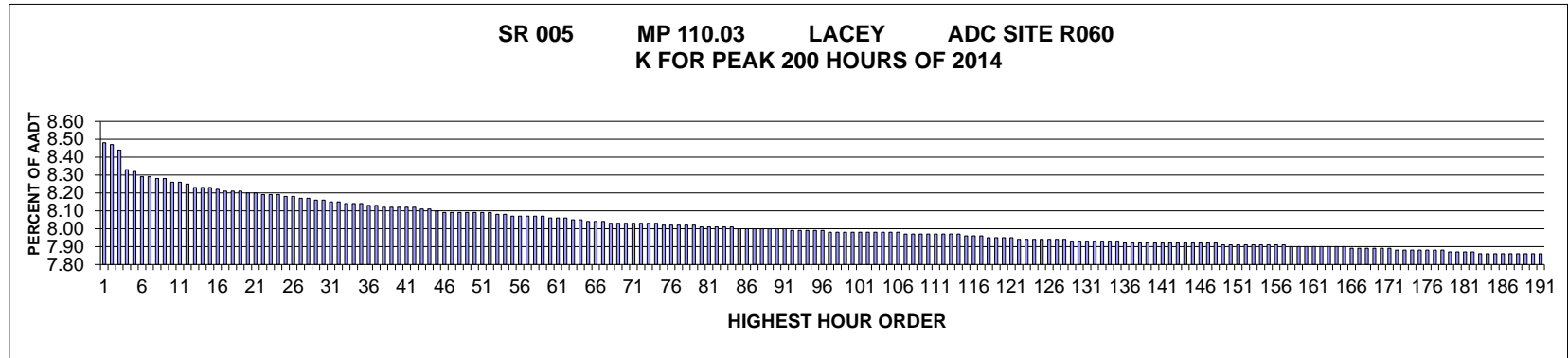
MO	DY	YR	DAY OF WK	HR	HR VOL	PERCENT OF AADT	HOUR NUMBER	AADT	NORTH VOLUME	SOUTH VOLUME	PERCENT NORTH IS OF TOTAL VOLUME	PERCENT SOUTH IS OF TOTAL VOLUME
7	3	2014	5	15	941	14.27	12	6594	635	306	67.48	32.52
5	23	2014	6	17	940	14.26	13	6594	684	256	72.77	27.23
6	20	2014	6	16	939	14.24	14	6594	589	350	62.73	37.27
8	10	2014	1	13	936	14.19	15	6594	422	514	45.09	54.91
7	27	2014	1	12	932	14.13	16	6594	488	444	52.36	47.64
7	3	2014	5	14	930	14.10	17	6594	613	317	65.91	34.09
6	22	2014	1	14	929	14.09	18	6594	404	525	43.49	56.51
8	17	2014	1	16	929	14.09	19	6594	385	544	41.44	58.56
8	3	2014	1	13	928	14.07	20	6594	456	472	49.14	50.86
8	8	2014	6	16	923	14.00	21	6594	552	371	59.80	40.20
7	5	2014	7	12	921	13.97	22	6594	487	434	52.88	47.12
8	17	2014	1	13	920	13.95	23	6594	436	484	47.39	52.61
6	20	2014	6	17	919	13.94	24	6594	581	338	63.22	36.78
7	5	2014	7	13	919	13.94	25	6594	521	398	56.69	43.31
5	26	2014	2	12	918	13.92	26	6594	208	710	22.66	77.34
8	10	2014	1	12	917	13.91	27	6594	391	526	42.64	57.36
7	27	2014	1	14	914	13.86	28	6594	417	497	45.62	54.38
8	8	2014	6	17	912	13.83	29	6594	541	371	59.32	40.68
7	6	2014	1	16	907	13.75	30	6594	346	561	38.15	61.85
5	26	2014	2	11	903	13.69	31	6594	205	698	22.70	77.30
5	26	2014	2	13	902	13.68	32	6594	263	639	29.16	70.84
7	27	2014	1	13	902	13.68	33	6594	432	470	47.89	52.11
8	22	2014	6	16	902	13.68	34	6594	511	391	56.65	43.35
7	6	2014	1	15	899	13.63	35	6594	396	503	44.05	55.95
7	25	2014	6	16	899	13.63	36	6594	489	410	54.39	45.61
6	29	2014	1	13	898	13.62	37	6594	377	521	41.98	58.02
8	1	2014	6	16	898	13.62	38	6594	536	362	59.69	40.31
8	2	2014	7	16	898	13.62	39	6594	479	419	53.34	46.66
7	18	2014	6	17	893	13.54	40	6594	588	305	65.85	34.15
8	17	2014	1	14	889	13.48	41	6594	442	447	49.72	50.28
7	26	2014	7	12	885	13.42	42	6594	539	346	60.90	39.10
7	20	2014	1	13	881	13.36	43	6594	390	491	44.27	55.73
8	15	2014	6	16	881	13.36	44	6594	520	361	59.02	40.98
6	20	2014	6	15	879	13.33	45	6594	550	329	62.57	37.43
8	10	2014	1	15	875	13.27	46	6594	432	443	49.37	50.63
8	3	2014	1	14	874	13.25	47	6594	466	408	53.32	46.68
8	10	2014	1	14	871	13.21	48	6594	400	471	45.92	54.08
8	3	2014	1	17	870	13.19	49	6594	347	523	39.89	60.11
7	27	2014	1	15	868	13.16	50	6594	401	467	46.20	53.80
7	20	2014	1	18	866	13.13	51	6594	355	511	40.99	59.01
8	3	2014	1	12	862	13.07	52	6594	456	406	52.90	47.10

MO	DY	YR	DAY OF WK	HR	HR VOL	PERCENT OF AADT	HOUR NUMBER	AADT	NORTH VOLUME	SOUTH VOLUME	PERCENT NORTH IS OF TOTAL VOLUME	PERCENT SOUTH IS OF TOTAL VOLUME
7	25	2014	6	17	861	13.06	53	6594	551	310	64.00	36.00
8	17	2014	1	15	859	13.03	54	6594	397	462	46.22	53.78
5	23	2014	6	18	858	13.01	55	6594	650	208	75.76	24.24
7	25	2014	6	18	858	13.01	56	6594	542	316	63.17	36.83
8	1	2014	6	17	856	12.98	57	6594	542	314	63.32	36.68
8	15	2014	6	17	856	12.98	58	6594	551	305	64.37	35.63
7	18	2014	6	16	855	12.97	59	6594	515	340	60.23	39.77
7	20	2014	1	14	851	12.91	60	6594	356	495	41.83	58.17
8	15	2014	6	15	850	12.89	61	6594	533	317	62.71	37.29
7	6	2014	1	18	847	12.85	62	6594	228	619	26.92	73.08
8	3	2014	1	15	847	12.85	63	6594	425	422	50.18	49.82
8	3	2014	1	16	846	12.83	64	6594	387	459	45.74	54.26
7	7	2014	2	16	845	12.81	65	6594	375	470	44.38	55.62
7	4	2014	6	12	843	12.78	66	6594	652	191	77.34	22.66
7	4	2014	6	13	843	12.78	67	6594	617	226	73.19	26.81
7	6	2014	1	17	843	12.78	68	6594	257	586	30.49	69.51
7	4	2014	6	14	840	12.74	69	6594	623	217	74.17	25.83
8	17	2014	1	12	837	12.69	70	6594	376	461	44.92	55.08
7	5	2014	7	15	833	12.63	71	6594	470	363	56.42	43.58
8	2	2014	7	17	833	12.63	72	6594	355	478	42.62	57.38
7	5	2014	7	14	832	12.62	73	6594	446	386	53.61	46.39
8	7	2014	5	17	831	12.60	74	6594	450	381	54.15	45.85
8	8	2014	6	15	831	12.60	75	6594	480	351	57.76	42.24
8	10	2014	1	16	831	12.60	76	6594	340	491	40.91	59.09
7	18	2014	6	18	830	12.59	77	6594	532	298	64.10	35.90
9	5	2014	6	17	827	12.54	78	6594	477	350	57.68	42.32
7	6	2014	1	19	826	12.53	79	6594	192	634	23.24	76.76
5	23	2014	6	15	824	12.50	80	6594	587	237	71.24	28.76
6	6	2014	6	17	824	12.50	81	6594	521	303	63.23	36.77
7	3	2014	5	19	822	12.47	82	6594	583	239	70.92	29.08
6	20	2014	6	14	821	12.45	83	6594	460	361	56.03	43.97
8	1	2014	6	18	820	12.44	84	6594	544	276	66.34	33.66
8	8	2014	6	18	820	12.44	85	6594	510	310	62.20	37.80
8	22	2014	6	15	820	12.44	86	6594	478	342	58.29	41.71
8	2	2014	7	15	819	12.42	87	6594	480	339	58.61	41.39
8	1	2014	6	15	817	12.39	88	6594	510	307	62.42	37.58
8	9	2014	7	13	816	12.37	89	6594	484	332	59.31	40.69
8	2	2014	7	13	814	12.34	90	6594	496	318	60.93	39.07
7	27	2014	1	16	813	12.33	91	6594	340	473	41.82	58.18
6	6	2014	6	16	810	12.28	92	6594	497	313	61.36	38.64
5	26	2014	2	14	809	12.27	93	6594	205	604	25.34	74.66

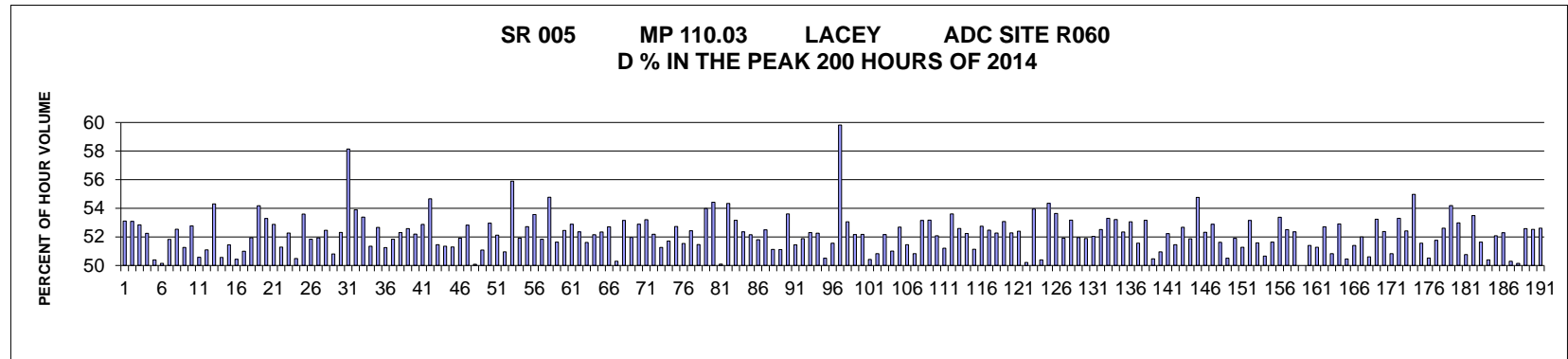
MO	DY	YR	DAY OF WK	HR	HR VOL	PERCENT OF AADT	HOUR NUMBER	AADT	NORTH VOLUME	SOUTH VOLUME	PERCENT NORTH IS OF TOTAL VOLUME	PERCENT SOUTH IS OF TOTAL VOLUME
8	10	2014	1	19	808	12.25	94	6594	228	580	28.22	71.78
7	18	2014	6	15	806	12.22	95	6594	523	283	64.89	35.11
6	27	2014	6	17	805	12.21	96	6594	502	303	62.36	37.64
8	17	2014	1	17	804	12.19	97	6594	292	512	36.32	63.68
8	16	2014	7	12	803	12.18	98	6594	480	323	59.78	40.22
8	17	2014	1	18	802	12.16	99	6594	239	563	29.80	70.20
8	3	2014	1	18	801	12.15	100	6594	216	585	26.97	73.03
7	4	2014	6	11	800	12.13	101	6594	574	226	71.75	28.25
8	16	2014	7	13	800	12.13	102	6594	494	306	61.75	38.25
6	27	2014	6	16	798	12.10	103	6594	480	318	60.15	39.85
6	29	2014	1	14	797	12.09	104	6594	316	481	39.65	60.35
7	25	2014	6	15	797	12.09	105	6594	473	324	59.35	40.65
8	8	2014	6	14	796	12.07	106	6594	461	335	57.91	42.09
7	5	2014	7	18	795	12.06	107	6594	327	468	41.13	58.87
8	10	2014	1	17	794	12.04	108	6594	295	499	37.15	62.85
9	12	2014	6	16	794	12.04	109	6594	454	340	57.18	42.82
6	29	2014	1	12	793	12.03	110	6594	319	474	40.23	59.77
8	2	2014	7	12	793	12.03	111	6594	483	310	60.91	39.09
8	15	2014	6	18	791	12.00	112	6594	539	252	68.14	31.86
7	20	2014	1	16	789	11.97	113	6594	370	419	46.89	53.11
8	21	2014	5	16	789	11.97	114	6594	432	357	54.75	45.25
7	2	2014	4	16	788	11.95	115	6594	410	378	52.03	47.97
9	19	2014	6	16	788	11.95	116	6594	456	332	57.87	42.13
6	22	2014	1	15	787	11.94	117	6594	353	434	44.85	55.15
7	27	2014	1	17	787	11.94	118	6594	294	493	37.36	62.64
6	27	2014	6	18	786	11.92	119	6594	522	264	66.41	33.59
8	23	2014	7	12	786	11.92	120	6594	418	368	53.18	46.82
9	5	2014	6	18	786	11.92	121	6594	543	243	69.08	30.92
6	22	2014	1	16	785	11.90	122	6594	328	457	41.78	58.22
8	20	2014	4	16	784	11.89	123	6594	361	423	46.05	53.95
8	7	2014	5	16	782	11.86	124	6594	392	390	50.13	49.87
7	18	2014	6	14	781	11.84	125	6594	497	284	63.64	36.36
8	22	2014	6	18	781	11.84	126	6594	512	269	65.56	34.44
9	7	2014	1	13	781	11.84	127	6594	308	473	39.44	60.56
5	23	2014	6	14	780	11.83	128	6594	536	244	68.72	31.28
5	24	2014	7	13	780	11.83	129	6594	530	250	67.95	32.05
6	20	2014	6	18	780	11.83	130	6594	545	235	69.87	30.13
6	22	2014	1	12	780	11.83	131	6594	285	495	36.54	63.46
5	30	2014	6	16	777	11.78	132	6594	408	369	52.51	47.49
7	3	2014	5	13	776	11.77	133	6594	471	305	60.70	39.30
6	8	2014	1	13	775	11.75	134	6594	288	487	37.16	62.84

MO	DY	YR	DAY OF WK	HR	HR VOL	PERCENT OF AADT	HOUR NUMBER	AADT	NORTH VOLUME	SOUTH VOLUME	PERCENT NORTH IS OF TOTAL VOLUME	PERCENT SOUTH IS OF TOTAL VOLUME
7	27	2014	1	18	775	11.75	135	6594	282	493	36.39	63.61
8	21	2014	5	17	775	11.75	136	6594	433	342	55.87	44.13
6	26	2014	5	16	773	11.72	137	6594	360	413	46.57	53.43
7	17	2014	5	16	773	11.72	138	6594	429	344	55.50	44.50
8	3	2014	1	19	773	11.72	139	6594	176	597	22.77	77.23
8	1	2014	6	14	771	11.69	140	6594	471	300	61.09	38.91
9	12	2014	6	17	771	11.69	141	6594	494	277	64.07	35.93
6	29	2014	1	16	769	11.66	142	6594	300	469	39.01	60.99
6	13	2014	6	16	768	11.65	143	6594	475	293	61.85	38.15
8	2	2014	7	14	768	11.65	144	6594	475	293	61.85	38.15
6	29	2014	1	15	766	11.62	145	6594	352	414	45.95	54.05
7	4	2014	6	15	766	11.62	146	6594	581	185	75.85	24.15
7	13	2014	1	13	766	11.62	147	6594	315	451	41.12	58.88
7	20	2014	1	17	765	11.60	148	6594	253	512	33.07	66.93
6	22	2014	1	18	764	11.59	149	6594	256	508	33.51	66.49
8	10	2014	1	18	764	11.59	150	6594	268	496	35.08	64.92
7	20	2014	1	15	763	11.57	151	6594	364	399	47.71	52.29
7	26	2014	7	14	763	11.57	152	6594	472	291	61.86	38.14
8	8	2014	6	12	761	11.54	153	6594	365	396	47.96	52.04
9	5	2014	6	16	761	11.54	154	6594	426	335	55.98	44.02
7	5	2014	7	17	759	11.51	155	6594	381	378	50.20	49.80
7	20	2014	1	12	758	11.50	156	6594	286	472	37.73	62.27
8	8	2014	6	13	758	11.50	157	6594	383	375	50.53	49.47
8	9	2014	7	11	758	11.50	158	6594	391	367	51.58	48.42
7	7	2014	2	17	757	11.48	159	6594	376	381	49.67	50.33
8	9	2014	7	14	756	11.46	160	6594	489	267	64.68	35.32
8	16	2014	7	15	756	11.46	161	6594	473	283	62.57	37.43
8	19	2014	3	17	755	11.45	162	6594	356	399	47.15	52.85
7	26	2014	7	13	754	11.43	163	6594	454	300	60.21	39.79
6	15	2014	1	13	751	11.39	164	6594	268	483	35.69	64.31
8	9	2014	7	15	750	11.37	165	6594	472	278	62.93	37.07
7	24	2014	5	17	747	11.33	166	6594	406	341	54.35	45.65
7	7	2014	2	13	745	11.30	167	6594	282	463	37.85	62.15
8	18	2014	2	14	745	11.30	168	6594	346	399	46.44	53.56
8	2	2014	7	11	744	11.28	169	6594	426	318	57.26	42.74
8	7	2014	5	15	744	11.28	170	6594	392	352	52.69	47.31
8	20	2014	4	17	743	11.27	171	6594	382	361	51.41	48.59
6	8	2014	1	14	742	11.25	172	6594	275	467	37.06	62.94
5	24	2014	7	12	740	11.22	173	6594	522	218	70.54	29.46
6	8	2014	1	12	740	11.22	174	6594	266	474	35.95	64.05
6	22	2014	1	17	740	11.22	175	6594	279	461	37.70	62.30

MO	DY	YR	DAY OF WK	HR	HR VOL	PERCENT OF AADT	HOUR NUMBER	AADT	NORTH VOLUME	SOUTH VOLUME	PERCENT NORTH IS OF TOTAL VOLUME	PERCENT SOUTH IS OF TOTAL VOLUME
7	2	2014	4	15	739	11.21	176	6594	422	317	57.10	42.90
7	13	2014	1	16	738	11.19	177	6594	320	418	43.36	56.64
8	1	2014	6	12	738	11.19	178	6594	358	380	48.51	51.49
6	19	2014	5	17	737	11.18	179	6594	428	309	58.07	41.93
7	7	2014	2	12	737	11.18	180	6594	285	452	38.67	61.33
7	25	2014	6	14	737	11.18	181	6594	418	319	56.72	43.28
5	30	2014	6	17	736	11.16	182	6594	447	289	60.73	39.27
7	24	2014	5	16	736	11.16	183	6594	404	332	54.89	45.11
9	19	2014	6	17	736	11.16	184	6594	467	269	63.45	36.55
10	10	2014	6	16	735	11.15	185	6594	438	297	59.59	40.41
7	2	2014	4	17	734	11.13	186	6594	401	333	54.63	45.37
7	5	2014	7	16	733	11.12	187	6594	389	344	53.07	46.93
5	16	2014	6	16	732	11.10	188	6594	433	299	59.15	40.85
6	27	2014	6	15	732	11.10	189	6594	429	303	58.61	41.39
10	10	2014	6	17	732	11.10	190	6594	454	278	62.02	37.98
5	24	2014	7	16	731	11.09	191	6594	488	243	66.76	33.24
9	7	2014	1	12	731	11.09	192	6594	249	482	34.06	65.94
8	23	2014	7	13	730	11.07	193	6594	457	273	62.60	37.40
9	12	2014	6	18	730	11.07	194	6594	481	249	65.89	34.11
9	26	2014	6	16	730	11.07	195	6594	412	318	56.44	43.56
6	29	2014	1	17	729	11.06	196	6594	295	434	40.47	59.53
8	3	2014	1	20	729	11.06	197	6594	159	570	21.81	78.19
10	17	2014	6	17	729	11.06	198	6594	419	310	57.48	42.52
7	4	2014	6	16	728	11.04	199	6594	483	245	66.35	33.65
7	20	2014	1	19	728	11.04	200	6594	225	503	30.91	69.09



AADT= 115451 K 30 FACTOR= 8.16 K 100 FACTOR= 7.98 K 200 FACTOR= 7.85 D 30 FACTOR= 52.31



MO	DY	YR	DAY OF WK	HR	HR VOL	PERCENT OF AADT	HOUR NUMBER	AADT	NORTH VOLUME	SOUTH VOLUME	PERCENT NORTH IS OF TOTAL VOLUME	PERCENT SOUTH IS OF TOTAL VOLUME
8	17	2014	1	13	9796	8.48	1	115451	5203	4593	53.11	46.89
1	17	2014	6	16	9779	8.47	2	115451	4587	5192	46.91	53.09
12	24	2014	4	13	9749	8.44	3	115451	4598	5151	47.16	52.84
12	26	2014	6	13	9621	8.33	4	115451	4594	5027	47.75	52.25
11	30	2014	1	13	9610	8.32	5	115451	4843	4767	50.40	49.60
8	15	2014	6	14	9573	8.29	6	115451	4801	4772	50.15	49.85
8	24	2014	1	13	9568	8.29	7	115451	4959	4609	51.83	48.17
8	14	2014	5	17	9565	8.28	8	115451	4540	5025	47.46	52.54
10	10	2014	6	16	9565	8.28	9	115451	4662	4903	48.74	51.26
7	20	2014	1	14	9537	8.26	10	115451	5033	4504	52.77	47.23
8	15	2014	6	15	9532	8.26	11	115451	4821	4711	50.58	49.42
6	13	2014	6	16	9521	8.25	12	115451	4657	4864	48.91	51.09
2	13	2014	5	17	9507	8.23	13	115451	4344	5163	45.69	54.31

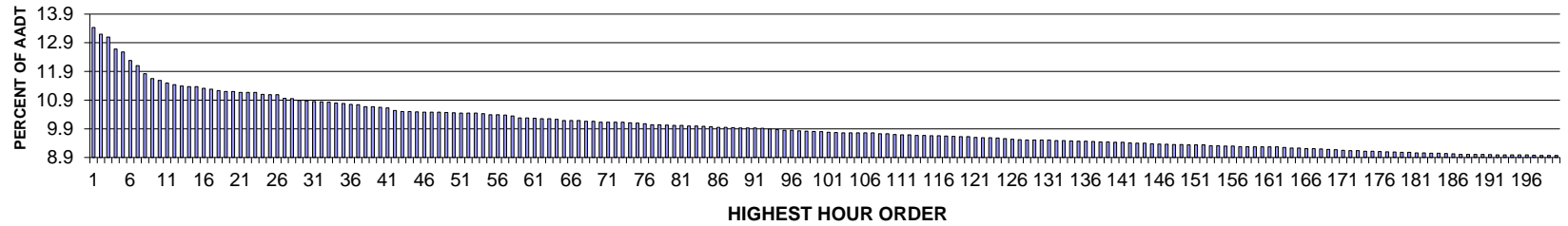
MO	DY	YR	DAY OF WK	HR	HR VOL	PERCENT OF AADT	HOUR NUMBER	AADT	NORTH VOLUME	SOUTH VOLUME	PERCENT NORTH IS OF TOTAL VOLUME	PERCENT SOUTH IS OF TOTAL VOLUME
11	26	2014	4	13	9507	8.23	14	115451	4700	4807	49.44	50.56
6	13	2014	6	17	9500	8.23	15	115451	4613	4887	48.56	51.44
6	13	2014	6	15	9485	8.22	16	115451	4701	4784	49.56	50.44
7	9	2014	4	17	9483	8.21	17	115451	4647	4836	49.00	51.00
6	25	2014	4	17	9475	8.21	18	115451	4554	4921	48.06	51.94
4	18	2014	6	17	9474	8.21	19	115451	4341	5133	45.82	54.18
7	20	2014	1	13	9472	8.20	20	115451	5048	4424	53.29	46.71
4	25	2014	6	15	9469	8.20	21	115451	4463	5006	47.13	52.87
6	19	2014	5	17	9458	8.19	22	115451	4607	4851	48.71	51.29
4	18	2014	6	16	9453	8.19	23	115451	4512	4941	47.73	52.27
8	22	2014	6	15	9452	8.19	24	115451	4772	4680	50.49	49.51
5	29	2014	5	17	9442	8.18	25	115451	4382	5060	46.41	53.59
3	14	2014	6	16	9441	8.18	26	115451	4547	4894	48.16	51.84
8	16	2014	7	12	9436	8.17	27	115451	4536	4900	48.07	51.93
8	20	2014	4	17	9429	8.17	28	115451	4483	4946	47.54	52.46
8	8	2014	6	17	9418	8.16	29	115451	4633	4785	49.19	50.81
4	11	2014	6	17	9417	8.16	30	115451	4491	4926	47.69	52.31
8	23	2014	7	11	9414	8.15	31	115451	3941	5473	41.86	58.14
2	14	2014	6	15	9407	8.15	32	115451	4338	5069	46.11	53.89
5	15	2014	5	17	9402	8.14	33	115451	4383	5019	46.62	53.38
10	10	2014	6	15	9399	8.14	34	115451	4573	4826	48.65	51.35
6	5	2014	5	17	9394	8.14	35	115451	4447	4947	47.34	52.66
7	10	2014	5	17	9389	8.13	36	115451	4577	4812	48.75	51.25
6	26	2014	5	17	9386	8.13	37	115451	4520	4866	48.16	51.84
2	21	2014	6	17	9380	8.12	38	115451	4474	4906	47.70	52.30
7	26	2014	7	11	9380	8.12	39	115451	4448	4932	47.42	52.58
4	25	2014	6	16	9373	8.12	40	115451	4480	4893	47.80	52.20
6	20	2014	6	17	9369	8.12	41	115451	4416	4953	47.13	52.87
12	26	2014	6	12	9369	8.12	42	115451	4247	5122	45.33	54.67
6	13	2014	6	18	9367	8.11	43	115451	4548	4819	48.55	51.45
8	8	2014	6	16	9363	8.11	44	115451	4555	4808	48.65	51.35
6	24	2014	3	17	9349	8.10	45	115451	4553	4796	48.70	51.30
4	4	2014	6	17	9345	8.09	46	115451	4494	4851	48.09	51.91
2	14	2014	6	17	9342	8.09	47	115451	4408	4934	47.18	52.82
8	14	2014	5	18	9340	8.09	48	115451	4678	4662	50.09	49.91
10	10	2014	6	17	9340	8.09	49	115451	4569	4771	48.92	51.08
3	21	2014	6	16	9337	8.09	50	115451	4392	4945	47.04	52.96
5	22	2014	5	17	9337	8.09	51	115451	4471	4866	47.88	52.12
11	30	2014	1	14	9335	8.09	52	115451	4757	4578	50.96	49.04
8	16	2014	7	11	9333	8.08	53	115451	4117	5216	44.11	55.89
7	17	2014	5	17	9329	8.08	54	115451	4486	4843	48.09	51.91
2	26	2014	4	17	9321	8.07	55	115451	4407	4914	47.28	52.72
8	3	2014	1	13	9319	8.07	56	115451	4991	4328	53.56	46.44
8	17	2014	1	12	9318	8.07	57	115451	4830	4488	51.84	48.16
5	24	2014	7	12	9315	8.07	58	115451	4213	5102	45.23	54.77
6	13	2014	6	14	9315	8.07	59	115451	4506	4809	48.37	51.63
8	10	2014	1	13	9308	8.06	60	115451	4882	4426	52.45	47.55
9	26	2014	6	17	9306	8.06	61	115451	4385	4921	47.12	52.88

MO	DY	YR	DAY OF WK	HR	HR VOL	PERCENT OF AADT	HOUR NUMBER	AADT	NORTH VOLUME	SOUTH VOLUME	PERCENT NORTH IS OF TOTAL VOLUME	PERCENT SOUTH IS OF TOTAL VOLUME
7	27	2014	1	12	9301	8.06	62	115451	4870	4431	52.36	47.64
10	10	2014	6	14	9295	8.05	63	115451	4498	4797	48.39	51.61
3	14	2014	6	17	9292	8.05	64	115451	4446	4846	47.85	52.15
8	3	2014	1	14	9286	8.04	65	115451	4861	4425	52.35	47.65
5	22	2014	5	18	9285	8.04	66	115451	4392	4893	47.30	52.70
7	9	2014	4	18	9279	8.04	67	115451	4612	4667	49.70	50.30
2	14	2014	6	16	9274	8.03	68	115451	4345	4929	46.85	53.15
4	11	2014	6	16	9274	8.03	69	115451	4455	4819	48.04	51.96
10	24	2014	6	17	9270	8.03	70	115451	4368	4902	47.12	52.88
1	17	2014	6	17	9269	8.03	71	115451	4338	4931	46.80	53.20
6	17	2014	3	17	9267	8.03	72	115451	4431	4836	47.81	52.19
8	16	2014	7	13	9267	8.03	73	115451	4517	4750	48.74	51.26
7	22	2014	3	17	9265	8.03	74	115451	4474	4791	48.29	51.71
5	21	2014	4	17	9264	8.02	75	115451	4379	4885	47.27	52.73
6	13	2014	6	13	9264	8.02	76	115451	4489	4775	48.46	51.54
10	29	2014	4	17	9264	8.02	77	115451	4407	4857	47.57	52.43
8	13	2014	4	17	9262	8.02	78	115451	4495	4767	48.53	51.47
10	3	2014	6	15	9255	8.02	79	115451	4258	4997	46.01	53.99
7	13	2014	1	13	9249	8.01	80	115451	5033	4216	54.42	45.58
12	19	2014	6	16	9249	8.01	81	115451	4634	4615	50.10	49.90
4	18	2014	6	15	9248	8.01	82	115451	4223	5025	45.66	54.34
6	10	2014	3	17	9245	8.01	83	115451	4330	4915	46.84	53.16
3	20	2014	5	17	9242	8.01	84	115451	4403	4839	47.64	52.36
5	2	2014	6	17	9241	8.00	85	115451	4422	4819	47.85	52.15
10	24	2014	6	16	9241	8.00	86	115451	4454	4787	48.20	51.80
8	26	2014	3	17	9239	8.00	87	115451	4389	4850	47.51	52.49
6	26	2014	5	18	9237	8.00	88	115451	4514	4723	48.87	51.13
12	5	2014	6	16	9237	8.00	89	115451	4515	4722	48.88	51.12
2	21	2014	6	16	9234	8.00	90	115451	4284	4950	46.39	53.61
8	14	2014	5	16	9232	8.00	91	115451	4483	4749	48.56	51.44
6	26	2014	5	16	9226	7.99	92	115451	4440	4786	48.12	51.88
9	4	2014	5	17	9222	7.99	93	115451	4399	4823	47.70	52.30
9	25	2014	5	17	9222	7.99	94	115451	4403	4819	47.74	52.26
2	14	2014	6	18	9220	7.99	95	115451	4563	4657	49.49	50.51
6	23	2014	2	17	9220	7.99	96	115451	4466	4754	48.44	51.56
5	24	2014	7	11	9216	7.98	97	115451	3704	5512	40.19	59.81
4	21	2014	2	17	9215	7.98	98	115451	4326	4889	46.95	53.05
5	2	2014	6	16	9215	7.98	99	115451	4408	4807	47.84	52.16
10	2	2014	5	17	9214	7.98	100	115451	4406	4808	47.82	52.18
3	21	2014	6	17	9212	7.98	101	115451	4646	4566	50.43	49.57
7	11	2014	6	16	9211	7.98	102	115451	4682	4529	50.83	49.17
5	16	2014	6	15	9209	7.98	103	115451	4405	4804	47.83	52.17
5	30	2014	6	16	9208	7.98	104	115451	4511	4697	48.99	51.01
5	30	2014	6	17	9208	7.98	105	115451	4357	4851	47.32	52.68
11	29	2014	7	13	9208	7.98	106	115451	4738	4470	51.46	48.54
8	22	2014	6	14	9207	7.97	107	115451	4680	4527	50.83	49.17
6	4	2014	4	17	9204	7.97	108	115451	4312	4892	46.85	53.15
3	13	2014	5	17	9203	7.97	109	115451	4310	4893	46.83	53.17

MO	DY	YR	DAY OF WK	HR	HR VOL	PERCENT OF AADT	HOUR NUMBER	AADT	NORTH VOLUME	SOUTH VOLUME	PERCENT NORTH IS OF TOTAL VOLUME	PERCENT SOUTH IS OF TOTAL VOLUME
5	20	2014	3	17	9203	7.97	110	115451	4410	4793	47.92	52.08
10	10	2014	6	18	9201	7.97	111	115451	4489	4712	48.79	51.21
6	20	2014	6	12	9200	7.97	112	115451	4268	4932	46.39	53.61
7	29	2014	3	17	9200	7.97	113	115451	4362	4838	47.41	52.59
8	4	2014	2	17	9198	7.97	114	115451	4393	4805	47.76	52.24
8	7	2014	5	16	9194	7.96	115	115451	4492	4702	48.86	51.14
4	10	2014	5	17	9188	7.96	116	115451	4341	4847	47.25	52.75
7	10	2014	5	16	9187	7.96	117	115451	4367	4820	47.53	52.47
4	4	2014	6	18	9183	7.95	118	115451	4383	4800	47.73	52.27
4	18	2014	6	18	9179	7.95	119	115451	4307	4872	46.92	53.08
7	26	2014	7	12	9178	7.95	120	115451	4380	4798	47.72	52.28
10	16	2014	5	17	9176	7.95	121	115451	4368	4808	47.60	52.40
8	8	2014	6	18	9169	7.94	122	115451	4604	4565	50.21	49.79
4	18	2014	6	14	9167	7.94	123	115451	4221	4946	46.05	53.95
8	10	2014	1	12	9167	7.94	124	115451	4620	4547	50.40	49.60
8	9	2014	7	11	9166	7.94	125	115451	4184	4982	45.65	54.35
7	18	2014	6	18	9165	7.94	126	115451	4249	4916	46.36	53.64
5	2	2014	6	18	9162	7.94	127	115451	4406	4756	48.09	51.91
8	22	2014	6	16	9162	7.94	128	115451	4291	4871	46.83	53.17
5	27	2014	3	17	9158	7.93	129	115451	4400	4758	48.05	51.95
6	20	2014	6	16	9157	7.93	130	115451	4405	4752	48.11	51.89
8	13	2014	4	16	9157	7.93	131	115451	4392	4765	47.96	52.04
7	27	2014	1	13	9155	7.93	132	115451	4807	4348	52.51	47.49
2	14	2014	6	14	9152	7.93	133	115451	4274	4878	46.70	53.30
2	28	2014	6	15	9152	7.93	134	115451	4282	4870	46.79	53.21
6	18	2014	4	17	9152	7.93	135	115451	4361	4791	47.65	52.35
12	16	2014	3	17	9148	7.92	136	115451	4295	4853	46.95	53.05
6	11	2014	4	17	9147	7.92	137	115451	4431	4716	48.44	51.56
5	19	2014	2	17	9146	7.92	138	115451	4284	4862	46.84	53.16
6	12	2014	5	16	9146	7.92	139	115451	4616	4530	50.47	49.53
8	28	2014	5	17	9144	7.92	140	115451	4484	4660	49.04	50.96
7	3	2014	5	14	9142	7.92	141	115451	4367	4775	47.77	52.23
8	8	2014	6	15	9142	7.92	142	115451	4438	4704	48.55	51.45
4	15	2014	3	17	9141	7.92	143	115451	4326	4815	47.33	52.67
11	20	2014	5	17	9141	7.92	144	115451	4400	4741	48.13	51.87
1	24	2014	6	16	9140	7.92	145	115451	4135	5005	45.24	54.76
5	2	2014	6	15	9138	7.92	146	115451	4357	4781	47.68	52.32
6	20	2014	6	18	9138	7.92	147	115451	4305	4833	47.11	52.89
7	24	2014	5	16	9138	7.92	148	115451	4421	4717	48.38	51.62
7	31	2014	5	17	9136	7.91	149	115451	4521	4615	49.49	50.51
12	27	2014	7	15	9136	7.91	150	115451	4742	4394	51.90	48.10
6	20	2014	6	15	9134	7.91	151	115451	4451	4683	48.73	51.27
3	7	2014	6	16	9132	7.91	152	115451	4278	4854	46.85	53.15
6	30	2014	2	17	9132	7.91	153	115451	4422	4710	48.42	51.58
7	30	2014	4	17	9132	7.91	154	115451	4506	4626	49.34	50.66
8	9	2014	7	14	9132	7.91	155	115451	4417	4715	48.37	51.63
5	22	2014	5	16	9131	7.91	156	115451	4258	4873	46.63	53.37
8	6	2014	4	17	9131	7.91	157	115451	4337	4794	47.50	52.50

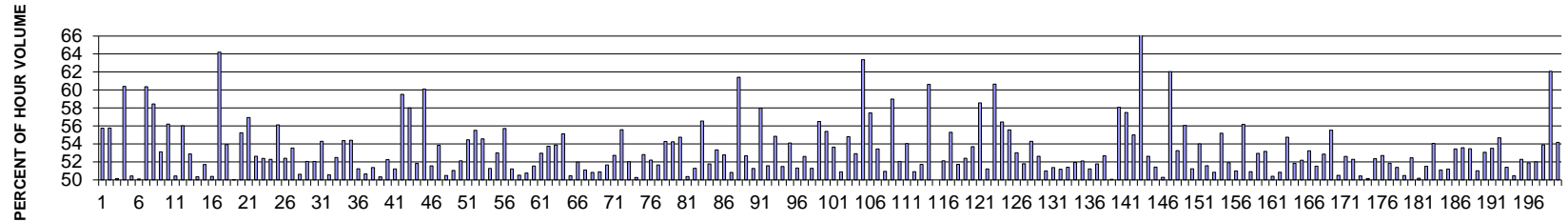
MO	DY	YR	DAY OF WK	HR	HR VOL	PERCENT OF AADT	HOUR NUMBER	AADT	NORTH VOLUME	SOUTH VOLUME	PERCENT NORTH IS OF TOTAL VOLUME	PERCENT SOUTH IS OF TOTAL VOLUME
8	5	2014	3	17	9125	7.90	158	115451	4347	4778	47.64	52.36
6	20	2014	6	14	9124	7.90	159	115451	4562	4562	50.00	50.00
5	29	2014	5	18	9122	7.90	160	115451	4433	4689	48.60	51.40
7	24	2014	5	15	9118	7.90	161	115451	4442	4676	48.72	51.28
8	9	2014	7	12	9117	7.90	162	115451	4311	4806	47.29	52.71
11	26	2014	4	14	9116	7.90	163	115451	4634	4482	50.83	49.17
3	21	2014	6	15	9115	7.90	164	115451	4292	4823	47.09	52.91
8	10	2014	1	14	9115	7.90	165	115451	4516	4599	49.54	50.46
8	21	2014	5	17	9112	7.89	166	115451	4428	4684	48.60	51.40
5	16	2014	6	16	9111	7.89	167	115451	4373	4738	48.00	52.00
8	22	2014	6	13	9110	7.89	168	115451	4499	4611	49.39	50.61
4	9	2014	4	17	9109	7.89	169	115451	4260	4849	46.77	53.23
7	19	2014	7	12	9105	7.89	170	115451	4336	4769	47.62	52.38
8	24	2014	1	12	9105	7.89	171	115451	4628	4477	50.83	49.17
5	13	2014	3	17	9102	7.88	172	115451	4251	4851	46.70	53.30
9	3	2014	4	17	9101	7.88	173	115451	4330	4771	47.58	52.42
2	27	2014	5	17	9097	7.88	174	115451	4096	5001	45.03	54.97
4	25	2014	6	17	9094	7.88	175	115451	4405	4689	48.44	51.56
8	29	2014	6	13	9093	7.88	176	115451	4499	4594	49.48	50.52
8	29	2014	6	12	9092	7.88	177	115451	4386	4706	48.24	51.76
10	30	2014	5	17	9092	7.88	178	115451	4309	4783	47.39	52.61
3	28	2014	6	18	9088	7.87	179	115451	4163	4925	45.81	54.19
5	16	2014	6	18	9088	7.87	180	115451	4273	4815	47.02	52.98
12	26	2014	6	16	9083	7.87	181	115451	4472	4611	49.23	50.77
10	24	2014	6	15	9082	7.87	182	115451	4224	4858	46.51	53.49
7	14	2014	2	17	9080	7.86	183	115451	4391	4689	48.36	51.64
7	11	2014	6	13	9079	7.86	184	115451	4503	4576	49.60	50.40
6	20	2014	6	13	9078	7.86	185	115451	4350	4728	47.92	52.08
8	14	2014	5	15	9078	7.86	186	115451	4331	4747	47.71	52.29
7	11	2014	6	15	9077	7.86	187	115451	4566	4511	50.30	49.70
12	23	2014	3	15	9077	7.86	188	115451	4552	4525	50.15	49.85
4	1	2014	3	17	9076	7.86	189	115451	4304	4772	47.42	52.58
2	27	2014	5	18	9073	7.86	190	115451	4308	4765	47.48	52.52
7	2	2014	4	17	9073	7.86	191	115451	4300	4773	47.39	52.61
10	3	2014	6	16	9072	7.86	192	115451	4377	4695	48.25	51.75
8	25	2014	2	18	9070	7.86	193	115451	4533	4537	49.98	50.02
11	7	2014	6	15	9070	7.86	194	115451	4368	4702	48.16	51.84
10	31	2014	6	16	9068	7.85	195	115451	4417	4651	48.71	51.29
1	17	2014	6	15	9067	7.85	196	115451	4250	4817	46.87	53.13
7	21	2014	2	17	9066	7.85	197	115451	4340	4726	47.87	52.13
9	8	2014	2	17	9066	7.85	198	115451	4339	4727	47.86	52.14
7	18	2014	6	16	9063	7.85	199	115451	4452	4611	49.12	50.88
6	16	2014	2	17	9061	7.85	200	115451	4238	4823	46.77	53.23

**SR 395 MP 36.24 ELTOPIA ADC SITE R061
K FOR PEAK 200 HOURS OF 2014**



AADT= 14577 K 30 FACTOR= 10.87 K 100 FACTOR= 9.80 K 200 FACTOR= 8.97 D 30 FACTOR= 52.05

**SR 395 MP 36.24 ELTOPIA ADC SITE R061
D % IN THE PEAK 200 HOURS OF 2014**



MO	DY	YR	DAY OF WK	HR	HR VOL	PERCENT OF AADT	HOUR NUMBER	AADT	NORTH VOLUME	SOUTH VOLUME	PERCENT NORTH IS OF TOTAL VOLUME	PERCENT SOUTH IS OF TOTAL VOLUME
11	30	2014	1	15	1957	13.43	1	14577	1091	866	55.75	44.25
11	30	2014	1	16	1924	13.20	2	14577	1073	851	55.77	44.23
11	30	2014	1	14	1910	13.10	3	14577	958	952	50.16	49.84
7	6	2014	1	15	1848	12.68	4	14577	732	1116	39.61	60.39
11	26	2014	4	15	1834	12.58	5	14577	909	925	49.56	50.44
11	26	2014	4	16	1790	12.28	6	14577	893	897	49.89	50.11
7	6	2014	1	14	1764	12.10	7	14577	699	1065	39.63	60.37
7	6	2014	1	16	1723	11.82	8	14577	716	1007	41.56	58.44
8	29	2014	6	17	1698	11.65	9	14577	902	796	53.12	46.88
7	6	2014	1	17	1690	11.59	10	14577	740	950	43.79	56.21
8	1	2014	6	16	1677	11.50	11	14577	846	831	50.45	49.55

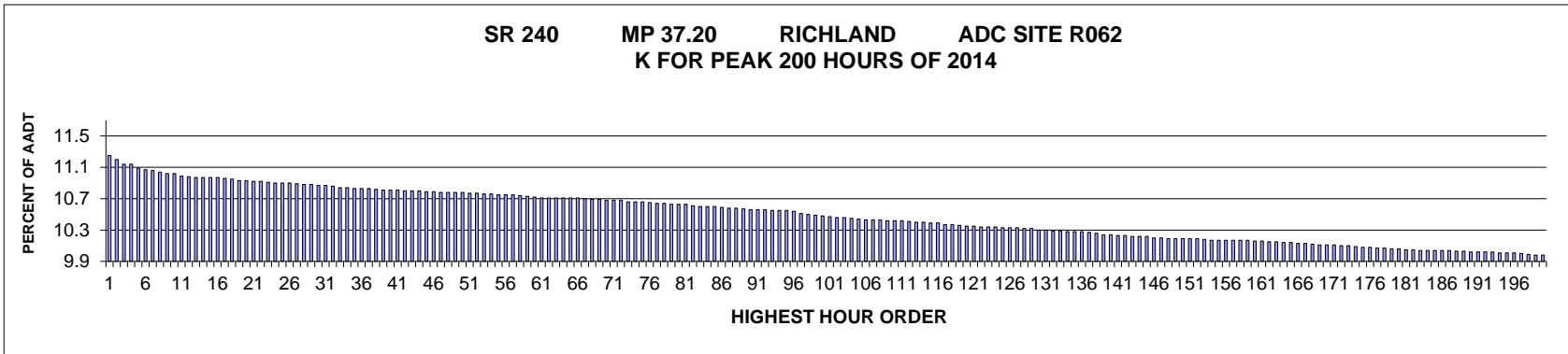
MO	DY	YR	DAY OF WK	HR	HR VOL	PERCENT OF AADT	HOUR NUMBER	AADT	NORTH VOLUME	SOUTH VOLUME	PERCENT NORTH IS OF TOTAL VOLUME	PERCENT SOUTH IS OF TOTAL VOLUME
11	30	2014	1	13	1667	11.44	12	14577	733	934	43.97	56.03
11	26	2014	4	17	1660	11.39	13	14577	782	878	47.11	52.89
8	1	2014	6	15	1658	11.37	14	14577	835	823	50.36	49.64
8	17	2014	1	16	1657	11.37	15	14577	800	857	48.28	51.72
11	26	2014	4	14	1649	11.31	16	14577	818	831	49.61	50.39
7	6	2014	1	13	1645	11.28	17	14577	589	1056	35.81	64.19
7	25	2014	6	16	1637	11.23	18	14577	883	754	53.94	46.06
8	8	2014	6	15	1633	11.20	19	14577	816	817	49.97	50.03
8	17	2014	1	14	1633	11.20	20	14577	731	902	44.76	55.24
6	27	2014	6	15	1628	11.17	21	14577	927	701	56.94	43.06
6	27	2014	6	17	1628	11.17	22	14577	857	771	52.64	47.36
7	3	2014	5	15	1628	11.17	23	14577	853	775	52.40	47.60
8	29	2014	6	16	1618	11.10	24	14577	846	772	52.29	47.71
6	27	2014	6	16	1616	11.09	25	14577	907	709	56.13	43.87
7	20	2014	1	15	1616	11.09	26	14577	769	847	47.59	52.41
11	30	2014	1	17	1597	10.96	27	14577	855	742	53.54	46.46
8	8	2014	6	17	1596	10.95	28	14577	808	788	50.63	49.37
8	29	2014	6	18	1587	10.89	29	14577	826	761	52.05	47.95
8	3	2014	1	16	1585	10.87	30	14577	760	825	47.95	52.05
8	17	2014	1	15	1582	10.85	31	14577	723	859	45.70	54.30
8	15	2014	6	15	1580	10.84	32	14577	781	799	49.43	50.57
8	10	2014	1	15	1579	10.83	33	14577	750	829	47.50	52.50
7	25	2014	6	15	1574	10.80	34	14577	856	718	54.38	45.62
6	27	2014	6	14	1571	10.78	35	14577	855	716	54.42	45.58
8	24	2014	1	16	1567	10.75	36	14577	764	803	48.76	51.24
8	15	2014	6	16	1565	10.74	37	14577	793	772	50.67	49.33
7	3	2014	5	17	1555	10.67	38	14577	799	756	51.38	48.62
7	25	2014	6	17	1555	10.67	39	14577	772	783	49.65	50.35
7	3	2014	5	16	1552	10.65	40	14577	811	741	52.26	47.74
8	8	2014	6	16	1550	10.63	41	14577	756	794	48.77	51.23
8	17	2014	1	13	1536	10.54	42	14577	622	914	40.49	59.51
7	6	2014	1	18	1531	10.50	43	14577	643	888	42.00	58.00
8	10	2014	1	16	1530	10.50	44	14577	793	737	51.83	48.17
11	30	2014	1	12	1529	10.49	45	14577	610	919	39.90	60.10
7	11	2014	6	16	1528	10.48	46	14577	788	740	51.57	48.43
8	1	2014	6	14	1528	10.48	47	14577	823	705	53.86	46.14
6	13	2014	6	16	1527	10.48	48	14577	771	756	50.49	49.51
7	27	2014	1	15	1526	10.47	49	14577	747	779	48.95	51.05
8	1	2014	6	17	1525	10.46	50	14577	795	730	52.13	47.87
6	6	2014	6	17	1524	10.45	51	14577	694	830	45.54	54.46
11	26	2014	4	13	1524	10.45	52	14577	678	846	44.49	55.51

MO	DY	YR	DAY OF WK	HR	HR VOL	PERCENT OF AADT	HOUR NUMBER	AADT	NORTH VOLUME	SOUTH VOLUME	PERCENT NORTH IS OF TOTAL VOLUME	PERCENT SOUTH IS OF TOTAL VOLUME
8	24	2014	1	14	1523	10.45	53	14577	692	831	45.44	54.56
4	11	2014	6	17	1521	10.43	54	14577	780	741	51.28	48.72
6	29	2014	1	17	1515	10.39	55	14577	712	803	47.00	53.00
8	10	2014	1	14	1515	10.39	56	14577	671	844	44.29	55.71
11	26	2014	4	18	1513	10.38	57	14577	738	775	48.78	51.22
6	20	2014	6	16	1508	10.35	58	14577	746	762	49.47	50.53
8	3	2014	1	15	1499	10.28	59	14577	738	761	49.23	50.77
8	17	2014	1	17	1498	10.28	60	14577	726	772	48.46	51.54
6	6	2014	6	15	1497	10.27	61	14577	793	704	52.97	47.03
8	15	2014	6	13	1494	10.25	62	14577	691	803	46.25	53.75
8	29	2014	6	15	1494	10.25	63	14577	805	689	53.88	46.12
7	20	2014	1	14	1491	10.23	64	14577	669	822	44.87	55.13
6	13	2014	6	17	1486	10.19	65	14577	750	736	50.47	49.53
8	3	2014	1	14	1485	10.19	66	14577	713	772	48.01	51.99
8	15	2014	6	17	1485	10.19	67	14577	726	759	48.89	51.11
6	13	2014	6	15	1481	10.16	68	14577	753	728	50.84	49.16
6	15	2014	1	15	1481	10.16	69	14577	727	754	49.09	50.91
4	25	2014	6	17	1477	10.13	70	14577	763	714	51.66	48.34
6	6	2014	6	16	1477	10.13	71	14577	779	698	52.74	47.26
6	29	2014	1	16	1477	10.13	72	14577	656	821	44.41	55.59
7	11	2014	6	17	1476	10.13	73	14577	708	768	47.97	52.03
7	27	2014	1	16	1474	10.11	74	14577	741	733	50.27	49.73
8	15	2014	6	14	1473	10.10	75	14577	778	695	52.82	47.18
6	27	2014	6	18	1469	10.08	76	14577	767	702	52.21	47.79
6	20	2014	6	17	1463	10.04	77	14577	707	756	48.33	51.67
11	7	2014	6	17	1463	10.04	78	14577	669	794	45.73	54.27
4	13	2014	1	16	1462	10.03	79	14577	793	669	54.24	45.76
7	25	2014	6	18	1461	10.02	80	14577	661	800	45.24	54.76
8	8	2014	6	18	1461	10.02	81	14577	725	736	49.62	50.38
6	27	2014	6	13	1458	10.00	82	14577	710	748	48.70	51.30
7	27	2014	1	13	1457	10.00	83	14577	633	824	43.45	56.55
8	8	2014	6	14	1456	9.99	84	14577	754	702	51.79	48.21
8	8	2014	6	13	1453	9.97	85	14577	678	775	46.66	53.34
8	24	2014	1	15	1451	9.95	86	14577	685	766	47.21	52.79
6	20	2014	6	15	1450	9.95	87	14577	737	713	50.83	49.17
8	10	2014	1	13	1449	9.94	88	14577	559	890	38.58	61.42
7	25	2014	6	14	1448	9.93	89	14577	763	685	52.69	47.31
6	15	2014	1	16	1447	9.93	90	14577	742	705	51.28	48.72
8	3	2014	1	13	1447	9.93	91	14577	608	839	42.02	57.98
7	3	2014	5	18	1446	9.92	92	14577	746	700	51.59	48.41
6	29	2014	1	15	1442	9.89	93	14577	651	791	45.15	54.85

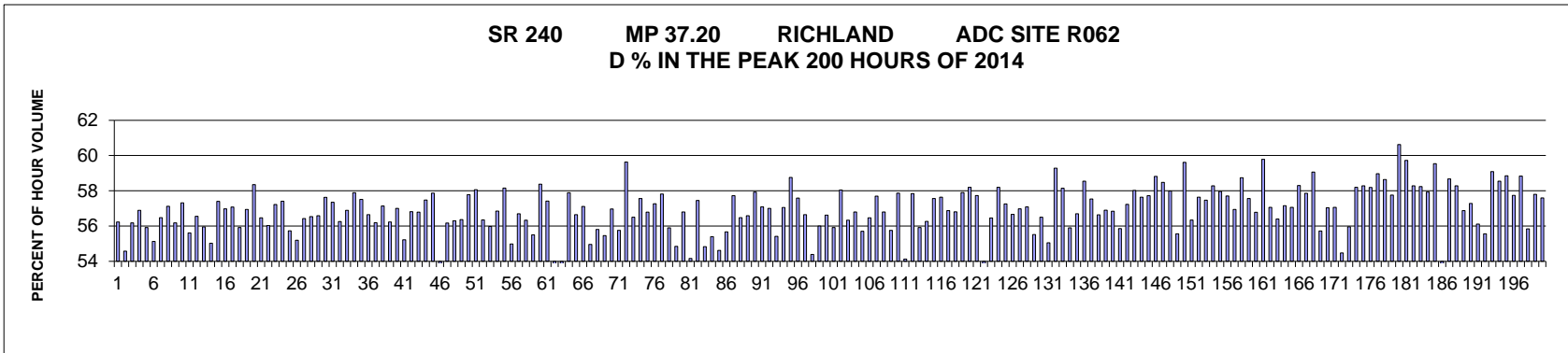
MO	DY	YR	DAY OF WK	HR	HR VOL	PERCENT OF AADT	HOUR NUMBER	AADT	NORTH VOLUME	SOUTH VOLUME	PERCENT NORTH IS OF TOTAL VOLUME	PERCENT SOUTH IS OF TOTAL VOLUME
7	20	2014	1	17	1439	9.87	94	14577	741	698	51.49	48.51
4	18	2014	6	16	1436	9.85	95	14577	659	777	45.89	54.11
6	8	2014	1	16	1436	9.85	96	14577	737	699	51.32	48.68
6	29	2014	1	18	1433	9.83	97	14577	679	754	47.38	52.62
7	18	2014	6	17	1431	9.82	98	14577	734	697	51.29	48.71
7	3	2014	5	14	1430	9.81	99	14577	808	622	56.50	43.50
11	29	2014	7	13	1428	9.80	100	14577	637	791	44.61	55.39
6	20	2014	6	14	1426	9.78	101	14577	765	661	53.65	46.35
7	27	2014	1	17	1424	9.77	102	14577	725	699	50.91	49.09
8	29	2014	6	14	1423	9.76	103	14577	780	643	54.81	45.19
11	21	2014	6	16	1423	9.76	104	14577	670	753	47.08	52.92
7	6	2014	1	12	1422	9.76	105	14577	521	901	36.64	63.36
7	18	2014	6	15	1422	9.76	106	14577	817	605	57.45	42.55
11	7	2014	6	16	1422	9.76	107	14577	662	760	46.55	53.45
7	20	2014	1	16	1419	9.73	108	14577	696	723	49.05	50.95
11	26	2014	4	12	1419	9.73	109	14577	582	837	41.01	58.99
7	27	2014	1	14	1414	9.70	110	14577	736	678	52.05	47.95
8	1	2014	6	12	1412	9.69	111	14577	649	763	45.96	54.04
8	10	2014	1	17	1412	9.69	112	14577	719	693	50.92	49.08
4	25	2014	6	16	1409	9.67	113	14577	729	680	51.74	48.26
8	17	2014	1	12	1409	9.67	114	14577	555	854	39.39	60.61
4	11	2014	6	16	1408	9.66	115	14577	704	704	50.00	50.00
7	11	2014	6	15	1408	9.66	116	14577	734	674	52.13	47.87
11	7	2014	6	18	1407	9.65	117	14577	629	778	44.71	55.29
4	4	2014	6	18	1405	9.64	118	14577	678	727	48.26	51.74
6	15	2014	1	14	1404	9.63	119	14577	668	736	47.58	52.42
6	26	2014	5	17	1404	9.63	120	14577	650	754	46.30	53.70
11	21	2014	6	17	1400	9.60	121	14577	580	820	41.43	58.57
6	20	2014	6	13	1398	9.59	122	14577	716	682	51.22	48.78
8	10	2014	1	12	1398	9.59	123	14577	550	848	39.34	60.66
8	3	2014	1	12	1396	9.58	124	14577	608	788	43.55	56.45
8	15	2014	6	18	1393	9.56	125	14577	774	619	55.56	44.44
7	18	2014	6	14	1390	9.54	126	14577	737	653	53.02	46.98
6	22	2014	1	15	1388	9.52	127	14577	719	669	51.80	48.20
4	6	2014	1	16	1387	9.51	128	14577	753	634	54.29	45.71
7	18	2014	6	12	1387	9.51	129	14577	657	730	47.37	52.63
7	25	2014	6	13	1386	9.51	130	14577	679	707	48.99	51.01
8	3	2014	1	17	1386	9.51	131	14577	712	674	51.37	48.63
4	6	2014	1	15	1383	9.49	132	14577	708	675	51.19	48.81
8	14	2014	5	16	1383	9.49	133	14577	672	711	48.59	51.41
8	15	2014	6	12	1382	9.48	134	14577	664	718	48.05	51.95

MO	DY	YR	DAY OF WK	HR	HR VOL	PERCENT OF AADT	HOUR NUMBER	AADT	NORTH VOLUME	SOUTH VOLUME	PERCENT NORTH IS OF TOTAL VOLUME	PERCENT SOUTH IS OF TOTAL VOLUME
4	11	2014	6	18	1380	9.47	135	14577	719	661	52.10	47.90
8	16	2014	7	12	1380	9.47	136	14577	707	673	51.23	48.77
11	29	2014	7	14	1379	9.46	137	14577	714	665	51.78	48.22
7	11	2014	6	14	1376	9.44	138	14577	725	651	52.69	47.31
8	14	2014	5	14	1376	9.44	139	14577	689	687	50.07	49.93
7	20	2014	1	13	1374	9.43	140	14577	576	798	41.92	58.08
12	19	2014	6	17	1374	9.43	141	14577	584	790	42.50	57.50
7	18	2014	6	16	1371	9.41	142	14577	754	617	55.00	45.00
4	29	2014	3	15	1370	9.40	143	14577	908	462	66.28	33.72
7	3	2014	5	13	1370	9.40	144	14577	721	649	52.63	47.37
6	6	2014	6	14	1367	9.38	145	14577	703	664	51.43	48.57
6	8	2014	1	15	1366	9.37	146	14577	687	679	50.29	49.71
8	24	2014	1	13	1365	9.36	147	14577	518	847	37.95	62.05
8	14	2014	5	17	1363	9.35	148	14577	637	726	46.74	53.26
11	30	2014	1	18	1363	9.35	149	14577	764	599	56.05	43.95
8	17	2014	1	18	1362	9.34	150	14577	664	698	48.75	51.25
6	29	2014	1	13	1361	9.34	151	14577	626	735	46.00	54.00
8	8	2014	6	12	1361	9.34	152	14577	659	702	48.42	51.58
4	13	2014	1	15	1357	9.31	153	14577	667	690	49.15	50.85
11	29	2014	7	15	1357	9.31	154	14577	749	608	55.20	44.80
8	1	2014	6	13	1356	9.30	155	14577	652	704	48.08	51.92
6	6	2014	6	18	1355	9.30	156	14577	691	664	51.00	49.00
7	18	2014	6	19	1353	9.28	157	14577	593	760	43.83	56.17
8	15	2014	6	11	1353	9.28	158	14577	664	689	49.08	50.92
4	4	2014	6	17	1352	9.27	159	14577	636	716	47.04	52.96
4	25	2014	6	15	1352	9.27	160	14577	719	633	53.18	46.82
8	14	2014	5	15	1351	9.27	161	14577	681	670	50.41	49.59
8	24	2014	1	17	1351	9.27	162	14577	664	687	49.15	50.85
4	18	2014	6	18	1348	9.25	163	14577	610	738	45.25	54.75
4	4	2014	6	15	1346	9.23	164	14577	698	648	51.86	48.14
7	11	2014	6	18	1345	9.23	165	14577	702	643	52.19	47.81
4	27	2014	1	16	1343	9.21	166	14577	715	628	53.24	46.76
7	17	2014	5	17	1343	9.21	167	14577	651	692	48.47	51.53
6	20	2014	6	18	1341	9.20	168	14577	632	709	47.13	52.87
6	29	2014	1	14	1338	9.18	169	14577	595	743	44.47	55.53
7	11	2014	6	13	1336	9.17	170	14577	661	675	49.48	50.52
8	18	2014	2	17	1334	9.15	171	14577	632	702	47.38	52.62
8	16	2014	7	13	1333	9.14	172	14577	636	697	47.71	52.29
6	13	2014	6	14	1332	9.14	173	14577	672	660	50.45	49.55
11	7	2014	6	15	1330	9.12	174	14577	663	667	49.85	50.15
4	11	2014	6	15	1329	9.12	175	14577	696	633	52.37	47.63

MO	DY	YR	DAY OF WK	HR	HR VOL	PERCENT OF AADT	HOUR NUMBER	AADT	NORTH VOLUME	SOUTH VOLUME	PERCENT NORTH IS OF TOTAL VOLUME	PERCENT SOUTH IS OF TOTAL VOLUME
6	15	2014	1	17	1328	9.11	176	14577	700	628	52.71	47.29
11	21	2014	6	15	1327	9.10	177	14577	639	688	48.15	51.85
8	28	2014	5	16	1325	9.09	178	14577	681	644	51.40	48.60
7	17	2014	5	16	1323	9.08	179	14577	668	655	50.49	49.51
8	18	2014	2	14	1323	9.08	180	14577	629	694	47.54	52.46
7	20	2014	1	18	1321	9.06	181	14577	663	658	50.19	49.81
8	7	2014	5	15	1320	9.06	182	14577	680	640	51.52	48.48
7	13	2014	1	14	1319	9.05	183	14577	606	713	45.94	54.06
7	31	2014	5	17	1319	9.05	184	14577	674	645	51.10	48.90
6	22	2014	1	16	1318	9.04	185	14577	675	643	51.21	48.79
7	28	2014	2	14	1317	9.03	186	14577	613	704	46.55	53.45
8	4	2014	2	16	1314	9.01	187	14577	610	704	46.42	53.58
4	13	2014	1	17	1313	9.01	188	14577	702	611	53.47	46.53
7	10	2014	5	16	1313	9.01	189	14577	670	643	51.03	48.97
8	29	2014	6	19	1313	9.01	190	14577	697	616	53.08	46.92
6	26	2014	5	16	1312	9.00	191	14577	610	702	46.49	53.51
4	18	2014	6	17	1311	8.99	192	14577	594	717	45.31	54.69
7	13	2014	1	16	1311	8.99	193	14577	637	674	48.59	51.41
4	25	2014	6	18	1310	8.99	194	14577	649	661	49.54	50.46
7	18	2014	6	13	1310	8.99	195	14577	625	685	47.71	52.29
8	16	2014	7	11	1310	8.99	196	14577	680	630	51.91	48.09
8	1	2014	6	18	1309	8.98	197	14577	681	628	52.02	47.98
6	20	2014	6	12	1308	8.97	198	14577	603	705	46.10	53.90
8	24	2014	1	12	1308	8.97	199	14577	496	812	37.92	62.08
8	21	2014	5	16	1307	8.97	200	14577	599	708	45.83	54.17



AADT= 70732 K 30 FACTOR= 10.87 K 100 FACTOR= 10.48 K 200 FACTOR= 9.98 D 30 FACTOR= 57.63



MO	DY	YR	DAY OF WK	HR	HR VOL	PERCENT OF AADT	HOUR NUMBER	AADT	EAST VOLUME	WEST VOLUME	PERCENT EAST IS OF TOTAL VOLUME	PERCENT WEST IS OF TOTAL VOLUME
12	16	2014	3	18	7956	11.25	1	70732	4474	3482	56.23	43.77
6	5	2014	5	18	7920	11.20	2	70732	4323	3597	54.58	45.42
12	22	2014	2	17	7882	11.14	3	70732	4428	3454	56.18	43.82
12	17	2014	4	18	7880	11.14	4	70732	4483	3397	56.89	43.11
12	11	2014	5	18	7847	11.09	5	70732	4388	3459	55.92	44.08
10	23	2014	5	18	7827	11.07	6	70732	4315	3512	55.13	44.87
10	30	2014	5	18	7820	11.06	7	70732	4417	3403	56.48	43.52
10	29	2014	4	18	7812	11.04	8	70732	4462	3350	57.12	42.88
5	29	2014	5	18	7796	11.02	9	70732	4380	3416	56.18	43.82
10	8	2014	4	18	7793	11.02	10	70732	4467	3326	57.32	42.68
10	16	2014	5	18	7776	10.99	11	70732	4324	3452	55.61	44.39

MO	DY	YR	DAY OF WK	HR	HR VOL	PERCENT OF AADT	HOUR NUMBER	AADT	EAST VOLUME	WEST VOLUME	PERCENT EAST IS OF TOTAL VOLUME	PERCENT WEST IS OF TOTAL VOLUME
9	25	2014	5	18	7767	10.98	12	70732	4392	3375	56.55	43.45
6	3	2014	3	18	7757	10.97	13	70732	4340	3417	55.95	44.05
6	18	2014	4	18	7756	10.97	14	70732	4268	3488	55.03	44.97
10	7	2014	3	18	7756	10.97	15	70732	4452	3304	57.40	42.60
12	18	2014	5	18	7756	10.97	16	70732	4419	3337	56.98	43.02
9	23	2014	3	18	7752	10.96	17	70732	4425	3327	57.08	42.92
5	20	2014	3	18	7742	10.95	18	70732	4329	3413	55.92	44.08
10	2	2014	5	18	7731	10.93	19	70732	4402	3329	56.94	43.06
11	5	2014	4	18	7728	10.93	20	70732	4509	3219	58.35	41.65
10	28	2014	3	18	7724	10.92	21	70732	4362	3362	56.47	43.53
5	15	2014	5	18	7723	10.92	22	70732	4327	3396	56.03	43.97
2	12	2014	4	18	7718	10.91	23	70732	4416	3302	57.22	42.78
9	16	2014	3	18	7711	10.90	24	70732	4427	3284	57.41	42.59
6	10	2014	3	18	7709	10.90	25	70732	4296	3413	55.73	44.27
6	4	2014	4	18	7707	10.90	26	70732	4254	3453	55.20	44.80
12	8	2014	2	18	7703	10.89	27	70732	4347	3356	56.43	43.57
10	1	2014	4	18	7699	10.88	28	70732	4353	3346	56.54	43.46
4	30	2014	4	18	7697	10.88	29	70732	4356	3341	56.59	43.41
10	27	2014	2	18	7691	10.87	30	70732	4432	3259	57.63	42.37
10	9	2014	5	18	7688	10.87	31	70732	4409	3279	57.35	42.65
3	20	2014	5	18	7681	10.86	32	70732	4321	3360	56.26	43.74
9	18	2014	5	18	7667	10.84	33	70732	4362	3305	56.89	43.11
10	21	2014	3	18	7666	10.84	34	70732	4438	3228	57.89	42.11
3	12	2014	4	18	7659	10.83	35	70732	4405	3254	57.51	42.49
3	26	2014	4	18	7658	10.83	36	70732	4338	3320	56.65	43.35
6	11	2014	4	18	7658	10.83	37	70732	4303	3355	56.19	43.81
12	18	2014	5	17	7652	10.82	38	70732	4372	3280	57.14	42.86
12	10	2014	4	18	7647	10.81	39	70732	4300	3347	56.23	43.77
2	20	2014	5	18	7646	10.81	40	70732	4358	3288	57.00	43.00
4	9	2014	4	18	7644	10.81	41	70732	4221	3423	55.22	44.78
5	1	2014	5	18	7638	10.80	42	70732	4340	3298	56.82	43.18
9	17	2014	4	18	7638	10.80	43	70732	4338	3300	56.79	43.21
10	6	2014	2	18	7637	10.80	44	70732	4390	3247	57.48	42.52
12	9	2014	3	18	7635	10.79	45	70732	4418	3217	57.87	42.13
12	22	2014	2	18	7630	10.79	46	70732	4047	3583	53.04	46.96
6	12	2014	5	18	7628	10.78	47	70732	4285	3343	56.17	43.83
4	10	2014	5	18	7625	10.78	48	70732	4293	3332	56.30	43.70
12	2	2014	3	18	7625	10.78	49	70732	4298	3327	56.37	43.63
3	11	2014	3	18	7622	10.78	50	70732	4404	3218	57.78	42.22
2	19	2014	4	18	7618	10.77	51	70732	4423	3195	58.06	41.94
12	3	2014	4	18	7615	10.77	52	70732	4291	3324	56.35	43.65

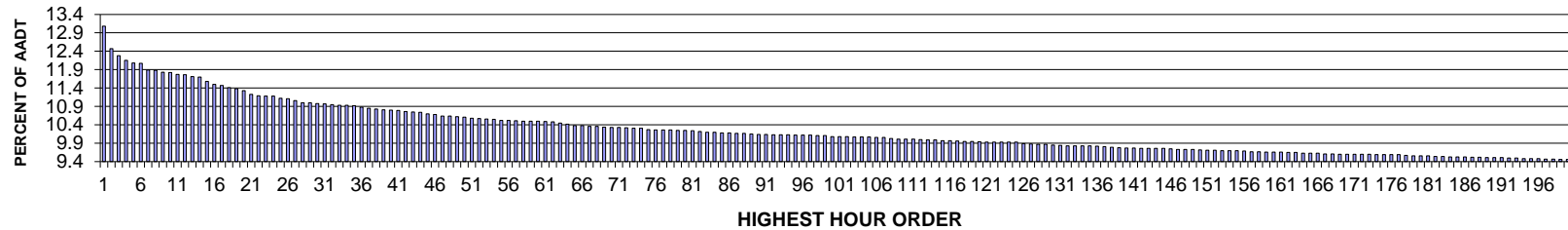
MO	DY	YR	DAY OF WK	HR	HR VOL	PERCENT OF AADT	HOUR NUMBER	AADT	EAST VOLUME	WEST VOLUME	PERCENT EAST IS OF TOTAL VOLUME	PERCENT WEST IS OF TOTAL VOLUME
11	19	2014	4	18	7611	10.76	53	70732	4261	3350	55.98	44.02
12	15	2014	2	18	7609	10.76	54	70732	4326	3283	56.85	43.15
1	29	2014	4	18	7605	10.75	55	70732	4423	3182	58.16	41.84
6	24	2014	3	18	7603	10.75	56	70732	4181	3422	54.99	45.01
11	4	2014	3	18	7602	10.75	57	70732	4310	3292	56.70	43.30
5	7	2014	4	18	7595	10.74	58	70732	4278	3317	56.33	43.67
5	21	2014	4	18	7591	10.73	59	70732	4213	3378	55.50	44.50
9	24	2014	4	18	7580	10.72	60	70732	4425	3155	58.38	41.62
2	13	2014	5	18	7578	10.71	61	70732	4351	3227	57.42	42.58
6	19	2014	5	18	7578	10.71	62	70732	3976	3602	52.47	47.53
8	14	2014	5	18	7578	10.71	63	70732	3914	3664	51.65	48.35
9	22	2014	2	18	7578	10.71	64	70732	4387	3191	57.89	42.11
9	30	2014	3	18	7578	10.71	65	70732	4293	3285	56.65	43.35
12	11	2014	5	17	7575	10.71	66	70732	4326	3249	57.11	42.89
12	23	2014	3	17	7568	10.70	67	70732	4159	3409	54.96	45.04
4	15	2014	3	18	7561	10.69	68	70732	4220	3341	55.81	44.19
10	22	2014	4	18	7560	10.69	69	70732	4193	3367	55.46	44.54
9	29	2014	2	18	7555	10.68	70	70732	4304	3251	56.97	43.03
4	16	2014	4	18	7554	10.68	71	70732	4212	3342	55.76	44.24
12	17	2014	4	17	7551	10.68	72	70732	4503	3048	59.63	40.37
6	2	2014	2	18	7542	10.66	73	70732	4261	3281	56.50	43.50
5	8	2014	5	18	7540	10.66	74	70732	4340	3200	57.56	42.44
11	6	2014	5	18	7537	10.66	75	70732	4280	3257	56.79	43.21
4	17	2014	5	18	7535	10.65	76	70732	4315	3220	57.27	42.73
3	18	2014	3	18	7527	10.64	77	70732	4352	3175	57.82	42.18
5	28	2014	4	18	7524	10.64	78	70732	4206	3318	55.90	44.10
8	13	2014	4	18	7521	10.63	79	70732	4125	3396	54.85	45.15
10	20	2014	2	18	7519	10.63	80	70732	4271	3248	56.80	43.20
12	23	2014	3	18	7519	10.63	81	70732	4072	3447	54.16	45.84
5	5	2014	2	18	7506	10.61	82	70732	4312	3194	57.45	42.55
5	22	2014	5	18	7501	10.60	83	70732	4113	3388	54.83	45.17
5	14	2014	4	18	7498	10.60	84	70732	4154	3344	55.40	44.60
4	24	2014	5	18	7497	10.60	85	70732	4095	3402	54.62	45.38
6	26	2014	5	18	7493	10.59	86	70732	4171	3322	55.67	44.33
11	17	2014	2	18	7483	10.58	87	70732	4319	3164	57.72	42.28
3	13	2014	5	18	7481	10.58	88	70732	4225	3256	56.48	43.52
8	21	2014	5	18	7473	10.57	89	70732	4229	3244	56.59	43.41
4	7	2014	2	18	7471	10.56	90	70732	4328	3143	57.93	42.07
6	17	2014	3	18	7471	10.56	91	70732	4265	3206	57.09	42.91
6	5	2014	5	17	7470	10.56	92	70732	4258	3212	57.00	43.00
12	1	2014	2	18	7465	10.55	93	70732	4137	3328	55.42	44.58

MO	DY	YR	DAY OF WK	HR	HR VOL	PERCENT OF AADT	HOUR NUMBER	AADT	EAST VOLUME	WEST VOLUME	PERCENT EAST IS OF TOTAL VOLUME	PERCENT WEST IS OF TOTAL VOLUME
3	25	2014	3	18	7464	10.55	94	70732	4258	3206	57.05	42.95
12	16	2014	3	17	7464	10.55	95	70732	4386	3078	58.76	41.24
3	19	2014	4	18	7456	10.54	96	70732	4294	3162	57.59	42.41
3	10	2014	2	18	7434	10.51	97	70732	4211	3223	56.65	43.35
6	9	2014	2	18	7426	10.50	98	70732	4039	3387	54.39	45.61
6	25	2014	4	18	7419	10.49	99	70732	4155	3264	56.00	44.00
3	24	2014	2	18	7416	10.48	100	70732	4199	3217	56.62	43.38
5	6	2014	3	18	7407	10.47	101	70732	4142	3265	55.92	44.08
4	21	2014	2	18	7400	10.46	102	70732	4296	3104	58.05	41.95
5	19	2014	2	18	7399	10.46	103	70732	4168	3231	56.33	43.67
8	20	2014	4	18	7393	10.45	104	70732	4199	3194	56.80	43.20
5	27	2014	3	18	7385	10.44	105	70732	4114	3271	55.71	44.29
4	28	2014	2	18	7379	10.43	106	70732	4167	3212	56.47	43.53
11	3	2014	2	18	7378	10.43	107	70732	4257	3121	57.70	42.30
3	6	2014	5	18	7377	10.43	108	70732	4190	3187	56.80	43.20
4	23	2014	4	18	7371	10.42	109	70732	4110	3261	55.76	44.24
2	26	2014	4	18	7368	10.42	110	70732	4264	3104	57.87	42.13
8	7	2014	5	18	7368	10.42	111	70732	3988	3380	54.13	45.87
4	10	2014	5	17	7362	10.41	112	70732	4258	3104	57.84	42.16
4	14	2014	2	18	7357	10.40	113	70732	4114	3243	55.92	44.08
12	3	2014	4	17	7354	10.40	114	70732	4138	3216	56.27	43.73
6	16	2014	2	18	7350	10.39	115	70732	4231	3119	57.56	42.44
3	5	2014	4	18	7347	10.39	116	70732	4235	3112	57.64	42.36
3	17	2014	2	18	7338	10.37	117	70732	4174	3164	56.88	43.12
11	18	2014	3	18	7333	10.37	118	70732	4166	3167	56.81	43.19
12	15	2014	2	17	7330	10.36	119	70732	4244	3086	57.90	42.10
12	8	2014	2	17	7323	10.35	120	70732	4262	3061	58.20	41.80
5	29	2014	5	17	7318	10.35	121	70732	4225	3093	57.73	42.27
12	19	2014	6	17	7316	10.34	122	70732	3861	3455	52.77	47.23
8	19	2014	3	18	7315	10.34	123	70732	4130	3185	56.46	43.54
10	2	2014	5	17	7315	10.34	124	70732	4257	3058	58.20	41.80
1	30	2014	5	18	7309	10.33	125	70732	4185	3124	57.26	42.74
4	9	2014	4	17	7309	10.33	126	70732	4141	3168	56.66	43.34
1	15	2014	4	18	7306	10.33	127	70732	4163	3143	56.98	43.02
2	25	2014	3	18	7303	10.32	128	70732	4169	3134	57.09	42.91
6	30	2014	2	18	7302	10.32	129	70732	4054	3248	55.52	44.48
2	4	2014	3	18	7288	10.30	130	70732	4118	3170	56.50	43.50
4	8	2014	3	18	7286	10.30	131	70732	4011	3275	55.05	44.95
2	13	2014	5	17	7281	10.29	132	70732	4316	2965	59.28	40.72
5	8	2014	5	17	7279	10.29	133	70732	4233	3046	58.15	41.85
5	12	2014	2	18	7274	10.28	134	70732	4066	3208	55.90	44.10

MO	DY	YR	DAY OF WK	HR	HR VOL	PERCENT OF AADT	HOUR NUMBER	AADT	EAST VOLUME	WEST VOLUME	PERCENT EAST IS OF TOTAL VOLUME	PERCENT WEST IS OF TOTAL VOLUME
5	1	2014	5	17	7270	10.28	135	70732	4122	3148	56.70	43.30
11	6	2014	5	17	7269	10.28	136	70732	4256	3013	58.55	41.45
12	1	2014	2	17	7261	10.27	137	70732	4178	3083	57.54	42.46
6	19	2014	5	17	7255	10.26	138	70732	4109	3146	56.64	43.36
2	27	2014	5	18	7246	10.24	139	70732	4123	3123	56.90	43.10
12	4	2014	5	18	7242	10.24	140	70732	4116	3126	56.84	43.16
3	27	2014	5	18	7236	10.23	141	70732	4042	3194	55.86	44.14
1	16	2014	5	18	7234	10.23	142	70732	4140	3094	57.23	42.77
4	17	2014	5	17	7229	10.22	143	70732	4194	3035	58.02	41.98
10	23	2014	5	17	7228	10.22	144	70732	4166	3062	57.64	42.36
4	30	2014	4	17	7226	10.22	145	70732	4171	3055	57.72	42.28
5	20	2014	3	17	7215	10.20	146	70732	4244	2971	58.82	41.18
10	28	2014	3	17	7214	10.20	147	70732	4219	2995	58.48	41.52
2	18	2014	3	18	7210	10.19	148	70732	4181	3029	57.99	42.01
4	29	2014	3	18	7209	10.19	149	70732	4005	3204	55.56	44.44
3	26	2014	4	17	7207	10.19	150	70732	4296	2911	59.61	40.39
8	18	2014	2	18	7205	10.19	151	70732	4059	3146	56.34	43.66
12	10	2014	4	17	7205	10.19	152	70732	4153	3052	57.64	42.36
10	16	2014	5	17	7202	10.18	153	70732	4139	3063	57.47	42.53
6	25	2014	4	17	7196	10.17	154	70732	4194	3002	58.28	41.72
9	25	2014	5	17	7194	10.17	155	70732	4170	3024	57.96	42.04
12	2	2014	3	17	7194	10.17	156	70732	4152	3042	57.71	42.29
2	11	2014	3	18	7193	10.17	157	70732	4096	3097	56.94	43.06
5	7	2014	4	17	7193	10.17	158	70732	4225	2968	58.74	41.26
5	22	2014	5	17	7191	10.17	159	70732	4139	3052	57.56	42.44
5	30	2014	6	17	7188	10.16	160	70732	4081	3107	56.78	43.22
3	25	2014	3	17	7186	10.16	161	70732	4296	2890	59.78	40.22
4	16	2014	4	17	7179	10.15	162	70732	4096	3083	57.06	42.94
11	24	2014	2	18	7176	10.15	163	70732	4047	3129	56.40	43.60
1	23	2014	5	18	7173	10.14	164	70732	4100	3073	57.16	42.84
6	18	2014	4	17	7173	10.14	165	70732	4093	3080	57.06	42.94
1	22	2014	4	18	7165	10.13	166	70732	4177	2988	58.30	41.70
4	29	2014	3	17	7164	10.13	167	70732	4145	3019	57.86	42.14
6	3	2014	3	17	7156	10.12	168	70732	4226	2930	59.06	40.94
5	13	2014	3	18	7154	10.11	169	70732	3986	3168	55.72	44.28
1	14	2014	3	18	7153	10.11	170	70732	4080	3073	57.04	42.96
10	9	2014	5	17	7148	10.11	171	70732	4079	3069	57.06	42.94
12	12	2014	6	17	7147	10.10	172	70732	3894	3253	54.48	45.52
4	22	2014	3	18	7141	10.10	173	70732	3996	3145	55.96	44.04
6	4	2014	4	17	7134	10.09	174	70732	4152	2982	58.20	41.80
10	20	2014	2	17	7131	10.08	175	70732	4156	2975	58.28	41.72

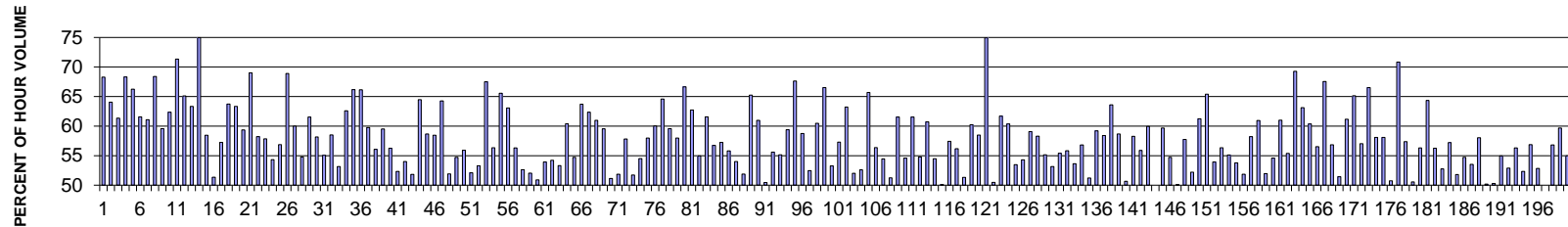
MO	DY	YR	DAY OF WK	HR	HR VOL	PERCENT OF AADT	HOUR NUMBER	AADT	EAST VOLUME	WEST VOLUME	PERCENT EAST IS OF TOTAL VOLUME	PERCENT WEST IS OF TOTAL VOLUME
10	30	2014	5	17	7130	10.08	176	70732	4149	2981	58.19	41.81
10	1	2014	4	17	7124	10.07	177	70732	4201	2923	58.97	41.03
9	30	2014	3	17	7120	10.07	178	70732	4175	2945	58.64	41.36
5	15	2014	5	17	7117	10.06	179	70732	4111	3006	57.76	42.24
2	27	2014	5	17	7116	10.06	180	70732	4314	2802	60.62	39.38
5	27	2014	3	17	7111	10.05	181	70732	4247	2864	59.72	40.28
10	29	2014	4	17	7111	10.05	182	70732	4144	2967	58.28	41.72
4	8	2014	3	17	7105	10.04	183	70732	4138	2967	58.24	41.76
11	19	2014	4	17	7105	10.04	184	70732	4116	2989	57.93	42.07
5	14	2014	4	17	7104	10.04	185	70732	4230	2874	59.54	40.46
12	19	2014	6	16	7102	10.04	186	70732	3724	3378	52.44	47.56
11	17	2014	2	17	7101	10.04	187	70732	4166	2935	58.67	41.33
3	13	2014	5	17	7097	10.03	188	70732	4136	2961	58.28	41.72
10	22	2014	4	17	7092	10.03	189	70732	4034	3058	56.88	43.12
10	8	2014	4	17	7090	10.02	190	70732	4061	3029	57.28	42.72
2	5	2014	4	18	7088	10.02	191	70732	3977	3111	56.11	43.89
3	21	2014	6	17	7088	10.02	192	70732	3938	3150	55.56	44.44
11	18	2014	3	17	7086	10.02	193	70732	4187	2899	59.09	40.91
11	5	2014	4	17	7083	10.01	194	70732	4147	2936	58.55	41.45
3	27	2014	5	17	7079	10.01	195	70732	4166	2913	58.85	41.15
5	5	2014	2	17	7077	10.01	196	70732	4086	2991	57.74	42.26
3	20	2014	5	17	7075	10.00	197	70732	4162	2913	58.83	41.17
8	11	2014	2	18	7067	9.99	198	70732	3946	3121	55.84	44.16
11	24	2014	2	17	7059	9.98	199	70732	4080	2979	57.80	42.20
1	9	2014	5	18	7056	9.98	200	70732	4064	2992	57.60	42.40

**SR 395 MP 190.29 LOON LAKE ADC SITE R063
K FOR PEAK 200 HOURS OF 2014**



AADT= 8362 K 30 FACTOR= 10.98 K 100 FACTOR= 10.08 K 200 FACTOR= 9.46 D 30 FACTOR= 58.17

**SR 395 MP 190.29 LOON LAKE ADC SITE R063
D % IN THE PEAK 200 HOURS OF 2014**



MO	DY	YR	DAY OF WK	HR	HR VOL	PERCENT OF AADT	HOUR NUMBER	AADT	NORTH VOLUME	SOUTH VOLUME	PERCENT NORTH IS OF TOTAL VOLUME	PERCENT SOUTH IS OF TOTAL VOLUME
7	4	2014	6	13	1094	13.08	1	8362	747	347	68.28	31.72
7	4	2014	6	14	1043	12.47	2	8362	668	375	64.05	35.95
7	3	2014	5	15	1027	12.28	3	8362	630	397	61.34	38.66
7	4	2014	6	12	1016	12.15	4	8362	694	322	68.31	31.69
7	3	2014	5	16	1010	12.08	5	8362	669	341	66.24	33.76
8	29	2014	6	17	1009	12.07	6	8362	621	388	61.55	38.45
7	3	2014	5	14	994	11.89	7	8362	607	387	61.07	38.93
7	3	2014	5	17	993	11.88	8	8362	679	314	68.38	31.62
10	10	2014	6	17	989	11.83	9	8362	589	400	59.56	40.44
7	11	2014	6	17	988	11.82	10	8362	616	372	62.35	37.65
7	3	2014	5	18	984	11.77	11	8362	702	282	71.34	28.66

MO	DY	YR	DAY OF WK	HR	HR VOL	PERCENT OF AADT	HOUR NUMBER	AADT	NORTH VOLUME	SOUTH VOLUME	PERCENT NORTH IS OF TOTAL VOLUME	PERCENT SOUTH IS OF TOTAL VOLUME
7	6	2014	1	13	983	11.76	12	8362	343	640	34.89	65.11
5	23	2014	6	17	979	11.71	13	8362	620	359	63.33	36.67
7	3	2014	5	19	978	11.70	14	8362	733	245	74.95	25.05
7	12	2014	7	14	968	11.58	15	8362	566	402	58.47	41.53
7	12	2014	7	12	962	11.50	16	8362	494	468	51.35	48.65
7	12	2014	7	13	959	11.47	17	8362	549	410	57.25	42.75
8	8	2014	6	17	954	11.41	18	8362	608	346	63.73	36.27
7	6	2014	1	14	952	11.38	19	8362	349	603	36.66	63.34
8	1	2014	6	16	947	11.33	20	8362	562	385	59.35	40.65
7	6	2014	1	12	939	11.23	21	8362	291	648	30.99	69.01
10	3	2014	6	17	936	11.19	22	8362	545	391	58.23	41.77
8	8	2014	6	15	935	11.18	23	8362	541	394	57.86	42.14
9	19	2014	6	17	935	11.18	24	8362	508	427	54.33	45.67
7	25	2014	6	16	930	11.12	25	8362	529	401	56.88	43.12
5	23	2014	6	18	929	11.11	26	8362	640	289	68.89	31.11
7	25	2014	6	18	925	11.06	27	8362	555	370	60.00	40.00
5	16	2014	6	17	920	11.00	28	8362	504	416	54.78	45.22
7	25	2014	6	17	920	11.00	29	8362	566	354	61.52	38.48
8	8	2014	6	16	918	10.98	30	8362	534	384	58.17	41.83
7	5	2014	7	12	917	10.97	31	8362	412	505	44.93	55.07
5	23	2014	6	16	916	10.95	32	8362	536	380	58.52	41.48
7	5	2014	7	13	914	10.93	33	8362	428	486	46.83	53.17
8	1	2014	6	18	914	10.93	34	8362	572	342	62.58	37.42
8	29	2014	6	18	913	10.92	35	8362	604	309	66.16	33.84
9	5	2014	6	18	910	10.88	36	8362	602	308	66.15	33.85
6	6	2014	6	17	907	10.85	37	8362	542	365	59.76	40.24
5	24	2014	7	12	906	10.83	38	8362	508	398	56.07	43.93
10	10	2014	6	16	904	10.81	39	8362	538	366	59.51	40.49
7	11	2014	6	15	903	10.80	40	8362	508	395	56.26	43.74
7	12	2014	7	16	902	10.79	41	8362	472	430	52.33	47.67
8	10	2014	1	13	900	10.76	42	8362	414	486	46.00	54.00
7	12	2014	7	15	899	10.75	43	8362	466	433	51.84	48.16
7	18	2014	6	17	898	10.74	44	8362	579	319	64.48	35.52
7	11	2014	6	16	895	10.70	45	8362	525	370	58.66	41.34
5	9	2014	6	17	893	10.68	46	8362	522	371	58.45	41.55
6	6	2014	6	18	890	10.64	47	8362	572	318	64.27	35.73
7	5	2014	7	14	890	10.64	48	8362	428	462	48.09	51.91
7	3	2014	5	13	888	10.62	49	8362	486	402	54.73	45.27
10	3	2014	6	16	887	10.61	50	8362	496	391	55.92	44.08
7	26	2014	7	14	885	10.58	51	8362	461	424	52.09	47.91
7	12	2014	7	11	884	10.57	52	8362	471	413	53.28	46.72

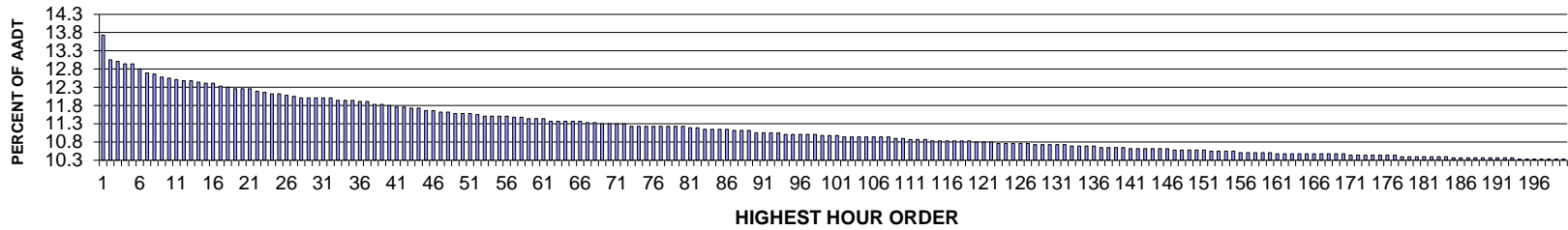
MO	DY	YR	DAY OF WK	HR	HR VOL	PERCENT OF AADT	HOUR NUMBER	AADT	NORTH VOLUME	SOUTH VOLUME	PERCENT NORTH IS OF TOTAL VOLUME	PERCENT SOUTH IS OF TOTAL VOLUME
5	26	2014	2	12	883	10.56	53	8362	287	596	32.50	67.50
11	7	2014	6	17	882	10.55	54	8362	497	385	56.35	43.65
7	11	2014	6	18	880	10.52	55	8362	577	303	65.57	34.43
9	1	2014	2	13	880	10.52	56	8362	325	555	36.93	63.07
5	2	2014	6	17	879	10.51	57	8362	495	384	56.31	43.69
7	11	2014	6	13	878	10.50	58	8362	462	416	52.62	47.38
8	1	2014	6	13	878	10.50	59	8362	421	457	47.95	52.05
8	2	2014	7	12	878	10.50	60	8362	447	431	50.91	49.09
8	17	2014	1	15	877	10.49	61	8362	404	473	46.07	53.93
8	30	2014	7	12	876	10.48	62	8362	475	401	54.22	45.78
8	9	2014	7	12	874	10.45	63	8362	466	408	53.32	46.68
6	13	2014	6	17	871	10.42	64	8362	526	345	60.39	39.61
8	9	2014	7	13	868	10.38	65	8362	475	393	54.72	45.28
10	3	2014	6	18	868	10.38	66	8362	553	315	63.71	36.29
7	4	2014	6	11	866	10.36	67	8362	540	326	62.36	37.64
8	15	2014	6	17	866	10.36	68	8362	528	338	60.97	39.03
8	29	2014	6	16	865	10.34	69	8362	515	350	59.54	40.46
7	3	2014	5	12	864	10.33	70	8362	422	442	48.84	51.16
8	16	2014	7	12	864	10.33	71	8362	416	448	48.15	51.85
5	16	2014	6	18	863	10.32	72	8362	499	364	57.82	42.18
7	26	2014	7	12	862	10.31	73	8362	446	416	51.74	48.26
9	26	2014	6	17	862	10.31	74	8362	470	392	54.52	45.48
5	24	2014	7	11	859	10.27	75	8362	498	361	57.97	42.03
6	13	2014	6	16	858	10.26	76	8362	515	343	60.02	39.98
7	4	2014	6	15	858	10.26	77	8362	554	304	64.57	35.43
8	1	2014	6	17	858	10.26	78	8362	511	347	59.56	40.44
9	5	2014	6	17	857	10.25	79	8362	497	360	57.99	42.01
10	10	2014	6	18	857	10.25	80	8362	571	286	66.63	33.37
7	6	2014	1	15	856	10.24	81	8362	319	537	37.27	62.73
5	9	2014	6	16	855	10.22	82	8362	470	385	54.97	45.03
5	24	2014	7	13	853	10.20	83	8362	525	328	61.55	38.45
6	15	2014	1	13	853	10.20	84	8362	369	484	43.26	56.74
7	27	2014	1	14	851	10.18	85	8362	364	487	42.77	57.23
10	24	2014	6	17	851	10.18	86	8362	475	376	55.82	44.18
7	11	2014	6	14	850	10.17	87	8362	459	391	54.00	46.00
7	26	2014	7	11	850	10.17	88	8362	441	409	51.88	48.12
8	8	2014	6	18	849	10.15	89	8362	554	295	65.25	34.75
7	1	2014	3	17	848	10.14	90	8362	517	331	60.97	39.03
7	13	2014	1	14	848	10.14	91	8362	428	420	50.47	49.53
5	30	2014	6	17	847	10.13	92	8362	471	376	55.61	44.39
8	29	2014	6	14	847	10.13	93	8362	467	380	55.14	44.86

MO	DY	YR	DAY OF WK	HR	HR VOL	PERCENT OF AADT	HOUR NUMBER	AADT	NORTH VOLUME	SOUTH VOLUME	PERCENT NORTH IS OF TOTAL VOLUME	PERCENT SOUTH IS OF TOTAL VOLUME
11	14	2014	6	17	847	10.13	94	8362	503	344	59.39	40.61
5	26	2014	2	14	846	10.12	95	8362	274	572	32.39	67.61
6	20	2014	6	17	846	10.12	96	8362	497	349	58.75	41.25
8	1	2014	6	14	846	10.12	97	8362	444	402	52.48	47.52
6	27	2014	6	17	845	10.11	98	8362	511	334	60.47	39.53
7	18	2014	6	18	845	10.11	99	8362	562	283	66.51	33.49
7	13	2014	1	13	843	10.08	100	8362	394	449	46.74	53.26
8	15	2014	6	16	843	10.08	101	8362	483	360	57.30	42.70
9	26	2014	6	18	843	10.08	102	8362	533	310	63.23	36.77
8	8	2014	6	13	842	10.07	103	8362	404	438	47.98	52.02
8	15	2014	6	14	842	10.07	104	8362	399	443	47.39	52.61
10	17	2014	6	18	842	10.07	105	8362	553	289	65.68	34.32
8	1	2014	6	15	841	10.06	106	8362	474	367	56.36	43.64
8	3	2014	1	13	841	10.06	107	8362	383	458	45.54	54.46
7	18	2014	6	14	839	10.03	108	8362	430	409	51.25	48.75
7	18	2014	6	16	837	10.01	109	8362	515	322	61.53	38.47
7	25	2014	6	15	837	10.01	110	8362	457	380	54.60	45.40
9	1	2014	2	15	837	10.01	111	8362	322	515	38.47	61.53
7	27	2014	1	13	836	10.00	112	8362	378	458	45.22	54.78
5	23	2014	6	15	835	9.99	113	8362	507	328	60.72	39.28
8	10	2014	1	16	835	9.99	114	8362	380	455	45.51	54.49
8	10	2014	1	14	834	9.97	115	8362	416	418	49.88	50.12
8	29	2014	6	15	834	9.97	116	8362	479	355	57.43	42.57
6	6	2014	6	16	833	9.96	117	8362	468	365	56.18	43.82
8	3	2014	1	14	832	9.95	118	8362	405	427	48.68	51.32
8	28	2014	5	17	832	9.95	119	8362	501	331	60.22	39.78
11	7	2014	6	18	831	9.94	120	8362	486	345	58.48	41.52
5	26	2014	2	13	830	9.93	121	8362	208	622	25.06	74.94
8	15	2014	6	13	830	9.93	122	8362	419	411	50.48	49.52
8	22	2014	6	17	830	9.93	123	8362	512	318	61.69	38.31
9	1	2014	2	14	830	9.93	124	8362	329	501	39.64	60.36
9	5	2014	6	16	830	9.93	125	8362	444	386	53.49	46.51
8	2	2014	7	13	827	9.89	126	8362	449	378	54.29	45.71
7	2	2014	4	17	826	9.88	127	8362	488	338	59.08	40.92
7	20	2014	1	14	825	9.87	128	8362	344	481	41.70	58.30
7	25	2014	6	14	825	9.87	129	8362	455	370	55.15	44.85
5	11	2014	1	14	824	9.85	130	8362	386	438	46.84	53.16
9	12	2014	6	17	823	9.84	131	8362	456	367	55.41	44.59
7	18	2014	6	15	822	9.83	132	8362	459	363	55.84	44.16
7	19	2014	7	12	822	9.83	133	8362	441	381	53.65	46.35
8	3	2014	1	12	822	9.83	134	8362	355	467	43.19	56.81

MO	DY	YR	DAY OF WK	HR	HR VOL	PERCENT OF AADT	HOUR NUMBER	AADT	NORTH VOLUME	SOUTH VOLUME	PERCENT NORTH IS OF TOTAL VOLUME	PERCENT SOUTH IS OF TOTAL VOLUME
8	16	2014	7	13	822	9.83	135	8362	421	401	51.22	48.78
10	17	2014	6	17	821	9.82	136	8362	486	335	59.20	40.80
7	6	2014	1	16	820	9.81	137	8362	341	479	41.59	58.41
6	13	2014	6	18	819	9.79	138	8362	521	298	63.61	36.39
7	27	2014	1	16	818	9.78	139	8362	338	480	41.32	58.68
7	5	2014	7	15	817	9.77	140	8362	414	403	50.67	49.33
10	10	2014	6	15	817	9.77	141	8362	476	341	58.26	41.74
8	2	2014	7	14	816	9.76	142	8362	456	360	55.88	44.12
8	22	2014	6	16	816	9.76	143	8362	489	327	59.93	40.07
8	30	2014	7	11	816	9.76	144	8362	408	408	50.00	50.00
9	19	2014	6	18	816	9.76	145	8362	487	329	59.68	40.32
11	7	2014	6	16	815	9.75	146	8362	446	369	54.72	45.28
7	18	2014	6	13	814	9.73	147	8362	408	406	50.12	49.88
8	30	2014	7	13	814	9.73	148	8362	470	344	57.74	42.26
10	17	2014	6	16	814	9.73	149	8362	425	389	52.21	47.79
5	24	2014	7	14	813	9.72	150	8362	498	315	61.25	38.75
8	22	2014	6	18	812	9.71	151	8362	531	281	65.39	34.61
8	31	2014	1	13	812	9.71	152	8362	374	438	46.06	53.94
6	13	2014	6	15	811	9.70	153	8362	457	354	56.35	43.65
7	5	2014	7	11	811	9.70	154	8362	364	447	44.88	55.12
8	17	2014	1	13	811	9.70	155	8362	375	436	46.24	53.76
8	9	2014	7	16	810	9.69	156	8362	420	390	51.85	48.15
7	12	2014	7	10	809	9.67	157	8362	471	338	58.22	41.78
8	24	2014	1	12	809	9.67	158	8362	316	493	39.06	60.94
2	28	2014	6	17	808	9.66	159	8362	388	420	48.02	51.98
6	22	2014	1	16	808	9.66	160	8362	367	441	45.42	54.58
7	10	2014	5	17	808	9.66	161	8362	493	315	61.01	38.99
7	19	2014	7	16	807	9.65	162	8362	447	360	55.39	44.61
10	10	2014	6	19	807	9.65	163	8362	559	248	69.27	30.73
6	27	2014	6	18	805	9.63	164	8362	508	297	63.11	36.89
9	12	2014	6	18	805	9.63	165	8362	486	319	60.37	39.63
10	31	2014	6	17	805	9.63	166	8362	455	350	56.52	43.48
7	11	2014	6	19	804	9.61	167	8362	543	261	67.54	32.46
7	20	2014	1	15	804	9.61	168	8362	347	457	43.16	56.84
6	15	2014	1	14	803	9.60	169	8362	390	413	48.57	51.43
6	27	2014	6	16	803	9.60	170	8362	491	312	61.15	38.85
7	2	2014	4	18	803	9.60	171	8362	523	280	65.13	34.87
8	10	2014	1	17	803	9.60	172	8362	345	458	42.96	57.04
9	1	2014	2	12	803	9.60	173	8362	269	534	33.50	66.50
6	20	2014	6	16	802	9.59	174	8362	466	336	58.10	41.90
7	6	2014	1	17	802	9.59	175	8362	336	466	41.90	58.10

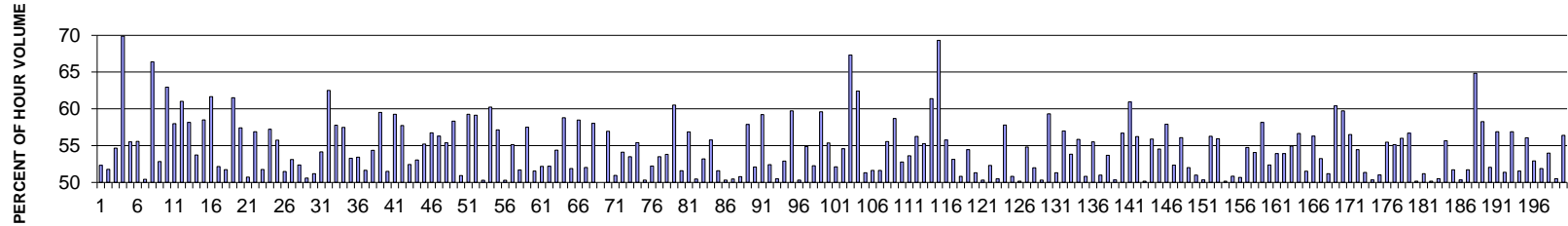
MO	DY	YR	DAY OF WK	HR	HR VOL	PERCENT OF AADT	HOUR NUMBER	AADT	NORTH VOLUME	SOUTH VOLUME	PERCENT NORTH IS OF TOTAL VOLUME	PERCENT SOUTH IS OF TOTAL VOLUME
8	17	2014	1	14	802	9.59	176	8362	407	395	50.75	49.25
8	29	2014	6	19	802	9.59	177	8362	568	234	70.82	29.18
4	18	2014	6	16	800	9.57	178	8362	459	341	57.38	42.63
7	25	2014	6	13	799	9.56	179	8362	395	404	49.44	50.56
8	17	2014	1	17	799	9.56	180	8362	349	450	43.68	56.32
8	24	2014	1	13	799	9.56	181	8362	285	514	35.67	64.33
5	23	2014	6	14	798	9.54	182	8362	449	349	56.27	43.73
7	19	2014	7	13	798	9.54	183	8362	421	377	52.76	47.24
8	2	2014	7	15	797	9.53	184	8362	456	341	57.21	42.79
8	4	2014	2	13	797	9.53	185	8362	384	413	48.18	51.82
8	16	2014	7	11	797	9.53	186	8362	361	436	45.29	54.71
6	29	2014	1	14	796	9.52	187	8362	370	426	46.48	53.52
8	8	2014	6	11	796	9.52	188	8362	334	462	41.96	58.04
6	7	2014	7	13	795	9.51	189	8362	399	396	50.19	49.81
7	2	2014	4	13	795	9.51	190	8362	400	395	50.31	49.69
8	8	2014	6	12	795	9.51	191	8362	358	437	45.03	54.97
8	8	2014	6	14	794	9.50	192	8362	420	374	52.90	47.10
8	9	2014	7	14	794	9.50	193	8362	447	347	56.30	43.70
6	21	2014	7	13	793	9.48	194	8362	415	378	52.33	47.67
7	26	2014	7	13	793	9.48	195	8362	451	342	56.87	43.13
8	1	2014	6	12	793	9.48	196	8362	374	419	47.16	52.84
6	21	2014	7	12	792	9.47	197	8362	396	396	50.00	50.00
7	2	2014	4	14	792	9.47	198	8362	450	342	56.82	43.18
8	12	2014	3	16	791	9.46	199	8362	472	319	59.67	40.33
8	15	2014	6	15	791	9.46	200	8362	435	356	54.99	45.01

**SR 002 MP 250.50 DAVENPORT ADC SITE R064
K FOR PEAK 200 HOURS OF 2014**



AADT= 2797 K 30 FACTOR= 12.01 K 100 FACTOR= 10.98 K 200 FACTOR= 10.33 D 30 FACTOR= 51.19

**SR 002 MP 250.50 DAVENPORT ADC SITE R064
D % IN THE PEAK 200 HOURS OF 2014**



MO	DY	YR	DAY OF WK	HR	HR VOL	PERCENT OF AADT	HOUR NUMBER	AADT	EAST VOLUME	WEST VOLUME	PERCENT EAST IS OF TOTAL VOLUME	PERCENT WEST IS OF TOTAL VOLUME
7	3	2014	5	15	384	13.73	1	2797	201	183	52.34	47.66
8	29	2014	6	16	365	13.05	2	2797	176	189	48.22	51.78
10	10	2014	6	17	364	13.01	3	2797	165	199	45.33	54.67
5	26	2014	2	15	362	12.94	4	2797	253	109	69.89	30.11
10	10	2014	6	16	362	12.94	5	2797	161	201	44.48	55.52
8	22	2014	6	18	358	12.80	6	2797	199	159	55.59	44.41
8	22	2014	6	16	355	12.69	7	2797	179	176	50.42	49.58
5	26	2014	2	14	354	12.66	8	2797	235	119	66.38	33.62
6	20	2014	6	14	352	12.58	9	2797	186	166	52.84	47.16
7	6	2014	1	14	351	12.55	10	2797	221	130	62.96	37.04
7	6	2014	1	15	350	12.51	11	2797	203	147	58.00	42.00

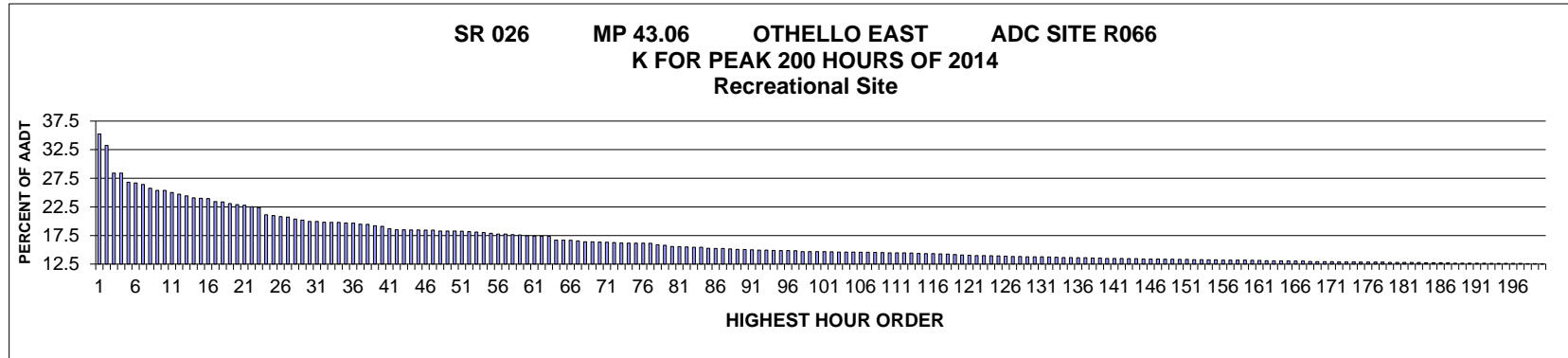
MO	DY	YR	DAY OF WK	HR	HR VOL	PERCENT OF AADT	HOUR NUMBER	AADT	EAST VOLUME	WEST VOLUME	PERCENT EAST IS OF TOTAL VOLUME	PERCENT WEST IS OF TOTAL VOLUME
5	23	2014	6	17	349	12.48	12	2797	136	213	38.97	61.03
8	10	2014	1	14	349	12.48	13	2797	203	146	58.17	41.83
8	22	2014	6	14	348	12.44	14	2797	187	161	53.74	46.26
7	3	2014	5	16	347	12.41	15	2797	144	203	41.50	58.50
8	10	2014	1	15	347	12.41	16	2797	214	133	61.67	38.33
8	24	2014	1	15	345	12.33	17	2797	180	165	52.17	47.83
9	5	2014	6	16	344	12.30	18	2797	178	166	51.74	48.26
7	6	2014	1	16	343	12.26	19	2797	211	132	61.52	38.48
7	18	2014	6	17	343	12.26	20	2797	146	197	42.57	57.43
9	19	2014	6	18	343	12.26	21	2797	174	169	50.73	49.27
8	17	2014	1	15	341	12.19	22	2797	194	147	56.89	43.11
6	27	2014	6	15	340	12.16	23	2797	164	176	48.24	51.76
8	10	2014	1	16	339	12.12	24	2797	194	145	57.23	42.77
8	29	2014	6	17	339	12.12	25	2797	150	189	44.25	55.75
9	5	2014	6	17	338	12.08	26	2797	164	174	48.52	51.48
10	10	2014	6	14	337	12.05	27	2797	158	179	46.88	53.12
5	23	2014	6	16	336	12.01	28	2797	160	176	47.62	52.38
6	27	2014	6	17	336	12.01	29	2797	170	166	50.60	49.40
7	11	2014	6	14	336	12.01	30	2797	164	172	48.81	51.19
8	21	2014	5	17	336	12.01	31	2797	182	154	54.17	45.83
9	1	2014	2	14	336	12.01	32	2797	210	126	62.50	37.50
5	9	2014	6	16	334	11.94	33	2797	141	193	42.22	57.78
6	6	2014	6	16	334	11.94	34	2797	142	192	42.51	57.49
8	24	2014	1	12	334	11.94	35	2797	178	156	53.29	46.71
5	30	2014	6	16	333	11.91	36	2797	178	155	53.45	46.55
7	11	2014	6	15	333	11.91	37	2797	172	161	51.65	48.35
9	5	2014	6	18	331	11.83	38	2797	180	151	54.38	45.62
10	9	2014	5	16	331	11.83	39	2797	197	134	59.52	40.48
10	10	2014	6	18	330	11.80	40	2797	170	160	51.52	48.48
5	23	2014	6	15	329	11.76	41	2797	134	195	40.73	59.27
6	27	2014	6	18	329	11.76	42	2797	190	139	57.75	42.25
6	20	2014	6	16	328	11.73	43	2797	156	172	47.56	52.44
7	25	2014	6	15	328	11.73	44	2797	154	174	46.95	53.05
8	17	2014	1	14	326	11.66	45	2797	180	146	55.21	44.79
8	22	2014	6	17	326	11.66	46	2797	141	185	43.25	56.75
8	10	2014	1	12	325	11.62	47	2797	183	142	56.31	43.69
8	15	2014	6	17	325	11.62	48	2797	145	180	44.62	55.38
5	24	2014	7	11	324	11.58	49	2797	135	189	41.67	58.33
6	22	2014	1	13	324	11.58	50	2797	159	165	49.07	50.93
7	3	2014	5	17	324	11.58	51	2797	132	192	40.74	59.26
6	6	2014	6	17	323	11.55	52	2797	132	191	40.87	59.13

MO	DY	YR	DAY OF WK	HR	HR VOL	PERCENT OF AADT	HOUR NUMBER	AADT	EAST VOLUME	WEST VOLUME	PERCENT EAST IS OF TOTAL VOLUME	PERCENT WEST IS OF TOTAL VOLUME
7	11	2014	6	16	322	11.51	53	2797	162	160	50.31	49.69
8	10	2014	1	13	322	11.51	54	2797	194	128	60.25	39.75
8	24	2014	1	14	322	11.51	55	2797	184	138	57.14	42.86
10	10	2014	6	15	322	11.51	56	2797	160	162	49.69	50.31
8	1	2014	6	17	321	11.48	57	2797	144	177	44.86	55.14
8	15	2014	6	15	321	11.48	58	2797	155	166	48.29	51.71
6	6	2014	6	18	320	11.44	59	2797	136	184	42.50	57.50
8	15	2014	6	16	320	11.44	60	2797	165	155	51.56	48.44
8	29	2014	6	14	320	11.44	61	2797	167	153	52.19	47.81
6	13	2014	6	15	318	11.37	62	2797	152	166	47.80	52.20
7	6	2014	1	12	318	11.37	63	2797	173	145	54.40	45.60
7	6	2014	1	13	318	11.37	64	2797	187	131	58.81	41.19
7	18	2014	6	14	318	11.37	65	2797	153	165	48.11	51.89
8	17	2014	1	13	318	11.37	66	2797	186	132	58.49	41.51
8	17	2014	1	12	317	11.33	67	2797	152	165	47.95	52.05
8	22	2014	6	12	317	11.33	68	2797	184	133	58.04	41.96
6	24	2014	3	17	316	11.30	69	2797	158	158	50.00	50.00
7	20	2014	1	14	316	11.30	70	2797	180	136	56.96	43.04
7	25	2014	6	16	316	11.30	71	2797	155	161	49.05	50.95
8	1	2014	6	18	316	11.30	72	2797	171	145	54.11	45.89
5	16	2014	6	18	314	11.23	73	2797	168	146	53.50	46.50
6	27	2014	6	16	314	11.23	74	2797	174	140	55.41	44.59
6	29	2014	1	14	314	11.23	75	2797	156	158	49.68	50.32
7	25	2014	6	18	314	11.23	76	2797	150	164	47.77	52.23
8	2	2014	7	12	314	11.23	77	2797	168	146	53.50	46.50
8	14	2014	5	14	314	11.23	78	2797	169	145	53.82	46.18
8	21	2014	5	16	314	11.23	79	2797	124	190	39.49	60.51
9	19	2014	6	14	314	11.23	80	2797	152	162	48.41	51.59
9	1	2014	2	15	313	11.19	81	2797	178	135	56.87	43.13
9	26	2014	6	16	313	11.19	82	2797	155	158	49.52	50.48
6	20	2014	6	15	312	11.15	83	2797	146	166	46.79	53.21
7	3	2014	5	18	312	11.15	84	2797	138	174	44.23	55.77
7	17	2014	5	17	312	11.15	85	2797	151	161	48.40	51.60
8	15	2014	6	18	312	11.15	86	2797	157	155	50.32	49.68
7	3	2014	5	12	311	11.12	87	2797	154	157	49.52	50.48
8	7	2014	5	17	311	11.12	88	2797	158	153	50.80	49.20
11	30	2014	1	16	311	11.12	89	2797	180	131	57.88	42.12
6	29	2014	1	16	309	11.05	90	2797	148	161	47.90	52.10
7	5	2014	7	12	309	11.05	91	2797	183	126	59.22	40.78
7	11	2014	6	18	309	11.05	92	2797	147	162	47.57	52.43
7	17	2014	5	15	309	11.05	93	2797	156	153	50.49	49.51

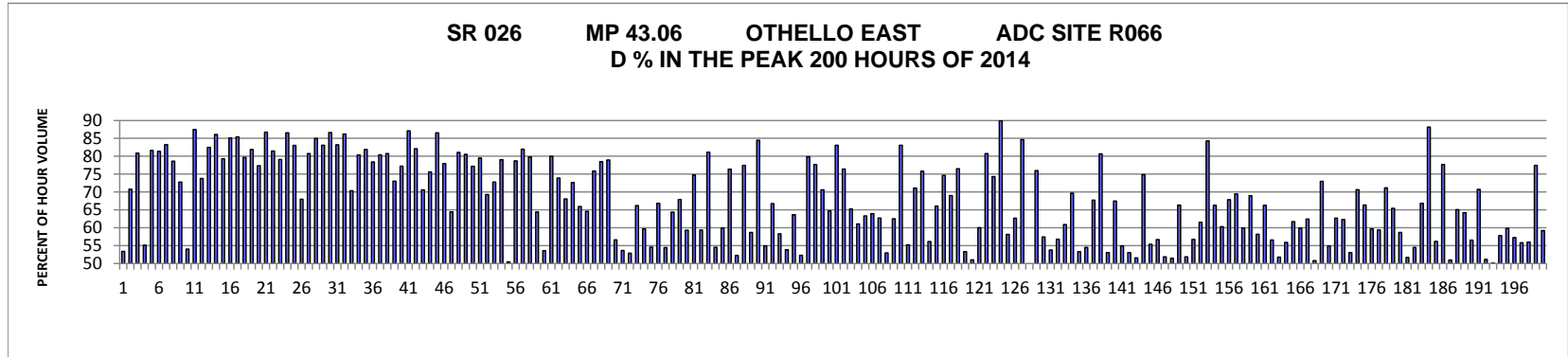
MO	DY	YR	DAY OF WK	HR	HR VOL	PERCENT OF AADT	HOUR NUMBER	AADT	EAST VOLUME	WEST VOLUME	PERCENT EAST IS OF TOTAL VOLUME	PERCENT WEST IS OF TOTAL VOLUME
5	30	2014	6	15	308	11.01	94	2797	145	163	47.08	52.92
7	18	2014	6	16	308	11.01	95	2797	124	184	40.26	59.74
7	19	2014	7	15	308	11.01	96	2797	153	155	49.68	50.32
8	22	2014	6	13	308	11.01	97	2797	169	139	54.87	45.13
8	22	2014	6	15	308	11.01	98	2797	161	147	52.27	47.73
7	5	2014	7	14	307	10.98	99	2797	183	124	59.61	40.39
7	18	2014	6	15	307	10.98	100	2797	137	170	44.63	55.37
10	3	2014	6	17	307	10.98	101	2797	147	160	47.88	52.12
6	13	2014	6	16	306	10.94	102	2797	139	167	45.42	54.58
7	4	2014	6	12	306	10.94	103	2797	100	206	32.68	67.32
7	6	2014	1	17	306	10.94	104	2797	191	115	62.42	37.58
7	25	2014	6	13	306	10.94	105	2797	149	157	48.69	51.31
8	1	2014	6	11	306	10.94	106	2797	148	158	48.37	51.63
8	1	2014	6	13	306	10.94	107	2797	158	148	51.63	48.37
9	1	2014	2	16	306	10.94	108	2797	170	136	55.56	44.44
8	14	2014	5	13	305	10.90	109	2797	179	126	58.69	41.31
9	12	2014	6	18	305	10.90	110	2797	144	161	47.21	52.79
6	29	2014	1	15	304	10.87	111	2797	141	163	46.38	53.62
8	16	2014	7	13	304	10.87	112	2797	171	133	56.25	43.75
8	29	2014	6	12	304	10.87	113	2797	168	136	55.26	44.74
5	23	2014	6	14	303	10.83	114	2797	117	186	38.61	61.39
5	26	2014	2	16	303	10.83	115	2797	210	93	69.31	30.69
6	20	2014	6	17	303	10.83	116	2797	134	169	44.22	55.78
8	15	2014	6	14	303	10.83	117	2797	142	161	46.86	53.14
8	29	2014	6	15	303	10.83	118	2797	154	149	50.83	49.17
10	3	2014	6	16	303	10.83	119	2797	138	165	45.54	54.46
8	1	2014	6	15	302	10.80	120	2797	147	155	48.68	51.32
8	2	2014	7	13	302	10.80	121	2797	150	152	49.67	50.33
8	9	2014	7	12	302	10.80	122	2797	144	158	47.68	52.32
5	16	2014	6	17	301	10.76	123	2797	152	149	50.50	49.50
5	23	2014	6	13	301	10.76	124	2797	127	174	42.19	57.81
7	1	2014	3	15	301	10.76	125	2797	148	153	49.17	50.83
7	5	2014	7	13	301	10.76	126	2797	151	150	50.17	49.83
8	29	2014	6	18	301	10.76	127	2797	136	165	45.18	54.82
6	12	2014	5	15	300	10.73	128	2797	144	156	48.00	52.00
7	3	2014	5	13	300	10.73	129	2797	151	149	50.33	49.67
8	7	2014	5	15	300	10.73	130	2797	122	178	40.67	59.33
8	29	2014	6	13	300	10.73	131	2797	154	146	51.33	48.67
9	19	2014	6	16	300	10.73	132	2797	129	171	43.00	57.00
6	27	2014	6	14	299	10.69	133	2797	161	138	53.85	46.15
8	3	2014	1	18	299	10.69	134	2797	167	132	55.85	44.15

MO	DY	YR	DAY OF WK	HR	HR VOL	PERCENT OF AADT	HOUR NUMBER	AADT	EAST VOLUME	WEST VOLUME	PERCENT EAST IS OF TOTAL VOLUME	PERCENT WEST IS OF TOTAL VOLUME
9	5	2014	6	14	299	10.69	135	2797	152	147	50.84	49.16
9	5	2014	6	15	299	10.69	136	2797	133	166	44.48	55.52
5	24	2014	7	12	298	10.65	137	2797	146	152	48.99	51.01
7	8	2014	3	12	298	10.65	138	2797	160	138	53.69	46.31
8	14	2014	5	16	298	10.65	139	2797	150	148	50.34	49.66
9	26	2014	6	18	298	10.65	140	2797	129	169	43.29	56.71
5	23	2014	6	18	297	10.62	141	2797	116	181	39.06	60.94
7	10	2014	5	14	297	10.62	142	2797	167	130	56.23	43.77
8	14	2014	5	15	297	10.62	143	2797	149	148	50.17	49.83
8	23	2014	7	13	297	10.62	144	2797	166	131	55.89	44.11
9	28	2014	1	16	297	10.62	145	2797	162	135	54.55	45.45
10	3	2014	6	18	297	10.62	146	2797	125	172	42.09	57.91
6	26	2014	5	16	296	10.58	147	2797	141	155	47.64	52.36
6	29	2014	1	18	296	10.58	148	2797	130	166	43.92	56.08
8	3	2014	1	14	296	10.58	149	2797	154	142	52.03	47.97
8	17	2014	1	16	296	10.58	150	2797	151	145	51.01	48.99
8	21	2014	5	13	296	10.58	151	2797	149	147	50.34	49.66
7	11	2014	6	13	295	10.55	152	2797	166	129	56.27	43.73
8	23	2014	7	14	295	10.55	153	2797	165	130	55.93	44.07
8	28	2014	5	16	295	10.55	154	2797	147	148	49.83	50.17
10	10	2014	6	13	295	10.55	155	2797	150	145	50.85	49.15
6	26	2014	5	17	294	10.51	156	2797	145	149	49.32	50.68
7	13	2014	1	14	294	10.51	157	2797	161	133	54.76	45.24
8	16	2014	7	12	294	10.51	158	2797	159	135	54.08	45.92
9	1	2014	2	13	294	10.51	159	2797	171	123	58.16	41.84
9	19	2014	6	12	294	10.51	160	2797	154	140	52.38	47.62
5	16	2014	6	15	293	10.48	161	2797	135	158	46.08	53.92
5	30	2014	6	18	293	10.48	162	2797	158	135	53.92	46.08
6	23	2014	2	16	293	10.48	163	2797	132	161	45.05	54.95
7	1	2014	3	17	293	10.48	164	2797	127	166	43.34	56.66
7	25	2014	6	17	293	10.48	165	2797	151	142	51.54	48.46
7	27	2014	1	13	293	10.48	166	2797	165	128	56.31	43.69
8	15	2014	6	12	293	10.48	167	2797	156	137	53.24	46.76
9	12	2014	6	15	293	10.48	168	2797	150	143	51.19	48.81
10	5	2014	1	16	293	10.48	169	2797	177	116	60.41	39.59
11	30	2014	1	13	293	10.48	170	2797	175	118	59.73	40.27
5	30	2014	6	17	292	10.44	171	2797	127	165	43.49	56.51
6	6	2014	6	15	292	10.44	172	2797	159	133	54.45	45.55
7	12	2014	7	12	292	10.44	173	2797	150	142	51.37	48.63
7	28	2014	2	12	292	10.44	174	2797	147	145	50.34	49.66
8	16	2014	7	14	292	10.44	175	2797	143	149	48.97	51.03

MO	DY	YR	DAY OF WK	HR	HR VOL	PERCENT OF AADT	HOUR NUMBER	AADT	EAST VOLUME	WEST VOLUME	PERCENT EAST IS OF TOTAL VOLUME	PERCENT WEST IS OF TOTAL VOLUME
8	28	2014	5	18	292	10.44	176	2797	162	130	55.48	44.52
9	19	2014	6	17	292	10.44	177	2797	131	161	44.86	55.14
4	25	2014	6	18	291	10.40	178	2797	128	163	43.99	56.01
6	22	2014	1	16	291	10.40	179	2797	165	126	56.70	43.30
7	3	2014	5	14	291	10.40	180	2797	146	145	50.17	49.83
8	2	2014	7	15	291	10.40	181	2797	149	142	51.20	48.80
8	24	2014	1	16	291	10.40	182	2797	146	145	50.17	49.83
8	30	2014	7	12	291	10.40	183	2797	147	144	50.52	49.48
10	17	2014	6	18	291	10.40	184	2797	129	162	44.33	55.67
4	11	2014	6	18	290	10.37	185	2797	150	140	51.72	48.28
5	22	2014	5	15	290	10.37	186	2797	146	144	50.34	49.66
5	22	2014	5	18	290	10.37	187	2797	150	140	51.72	48.28
5	26	2014	2	17	290	10.37	188	2797	188	102	64.83	35.17
6	12	2014	5	18	290	10.37	189	2797	169	121	58.28	41.72
7	3	2014	5	11	290	10.37	190	2797	151	139	52.07	47.93
7	17	2014	5	16	290	10.37	191	2797	165	125	56.90	43.10
8	15	2014	6	13	290	10.37	192	2797	141	149	48.62	51.38
9	18	2014	5	17	290	10.37	193	2797	165	125	56.90	43.10
5	16	2014	6	16	289	10.33	194	2797	149	140	51.56	48.44
6	8	2014	1	16	289	10.33	195	2797	162	127	56.06	43.94
6	19	2014	5	15	289	10.33	196	2797	136	153	47.06	52.94
6	22	2014	1	15	289	10.33	197	2797	150	139	51.90	48.10
6	30	2014	2	16	289	10.33	198	2797	133	156	46.02	53.98
7	31	2014	5	17	289	10.33	199	2797	146	143	50.52	49.48
8	17	2014	1	11	289	10.33	200	2797	163	126	56.40	43.60



AADT= 2778 K 30 FACTOR= 19.94 K 100 FACTOR= 14.69 K 200 FACTOR= 12.53 D 100 FACTOR= 64.71



MO	DY	YR	DAY OF WK	HR	HR VOL	PERCENT OF AADT	HOUR NUMBER	AADT	EAST VOLUME	WEST VOLUME	PERCENT EAST IS OF TOTAL VOLUME	PERCENT WEST IS OF TOTAL VOLUME
11	30	2014	1	14	979	35.24	1	2778	456	523	46.58	53.42
11	30	2014	1	13	924	33.26	2	2778	270	654	29.22	70.78
10	26	2014	1	16	789	28.40	3	2778	151	638	19.14	80.86
11	30	2014	1	15	789	28.40	4	2778	435	354	55.13	44.87
10	24	2014	6	14	745	26.82	5	2778	608	137	81.61	18.39
4	11	2014	6	14	741	26.67	6	2778	603	138	81.38	18.62
4	13	2014	1	15	734	26.42	7	2778	123	611	16.76	83.24
10	24	2014	6	15	715	25.74	8	2778	562	153	78.60	21.40
10	24	2014	6	16	705	25.38	9	2778	513	192	72.77	27.23
11	30	2014	1	16	705	25.38	10	2778	381	324	54.04	45.96
10	26	2014	1	14	695	25.02	11	2778	87	608	12.52	87.48

MO	DY	YR	DAY OF WK	HR	HR VOL	PERCENT OF AADT	HOUR NUMBER	AADT	EAST VOLUME	WEST VOLUME	PERCENT EAST IS OF TOTAL VOLUME	PERCENT WEST IS OF TOTAL VOLUME
11	30	2014	1	12	687	24.73	12	2778	180	507	26.20	73.80
4	13	2014	1	14	679	24.44	13	2778	119	560	17.53	82.47
11	28	2014	6	15	669	24.08	14	2778	576	93	86.10	13.90
11	29	2014	7	14	667	24.01	15	2778	529	138	79.31	20.69
10	26	2014	1	15	665	23.94	16	2778	99	566	14.89	85.11
3	23	2014	1	15	651	23.43	17	2778	556	95	85.41	14.59
4	11	2014	6	13	649	23.36	18	2778	517	132	79.66	20.34
3	23	2014	1	17	641	23.07	19	2778	525	116	81.90	18.10
4	11	2014	6	15	636	22.89	20	2778	492	144	77.36	22.64
10	26	2014	1	13	633	22.79	21	2778	84	549	13.27	86.73
3	23	2014	1	16	626	22.53	22	2778	510	116	81.47	18.53
4	13	2014	1	16	622	22.39	23	2778	130	492	20.90	79.10
11	28	2014	6	16	587	21.13	24	2778	508	79	86.54	13.46
11	21	2014	6	16	583	20.99	25	2778	99	484	16.98	83.02
4	11	2014	6	16	578	20.81	26	2778	393	185	67.99	32.01
3	14	2014	6	17	576	20.73	27	2778	111	465	19.27	80.73
11	21	2014	6	17	566	20.37	28	2778	85	481	15.02	84.98
3	14	2014	6	15	561	20.19	29	2778	95	466	16.93	83.07
5	11	2014	1	14	554	19.94	30	2778	74	480	13.36	86.64
11	28	2014	6	14	554	19.94	31	2778	461	93	83.21	16.79
11	21	2014	6	15	551	19.83	32	2778	76	475	13.79	86.21
10	24	2014	6	17	550	19.80	33	2778	387	163	70.36	29.64
11	29	2014	7	15	550	19.80	34	2778	442	108	80.36	19.64
4	13	2014	1	13	547	19.69	35	2778	99	448	18.10	81.90
8	16	2014	7	12	546	19.65	36	2778	428	118	78.39	21.61
5	11	2014	1	13	541	19.47	37	2778	106	435	19.59	80.41
3	23	2014	1	14	540	19.44	38	2778	436	104	80.74	19.26
10	26	2014	1	17	534	19.22	39	2778	144	390	26.97	73.03
5	11	2014	1	15	531	19.11	40	2778	121	410	22.79	77.21
11	28	2014	6	17	519	18.68	41	2778	452	67	87.09	12.91
3	23	2014	1	18	514	18.50	42	2778	422	92	82.10	17.90
11	29	2014	7	13	514	18.50	43	2778	363	151	70.62	29.38
4	13	2014	1	17	513	18.47	44	2778	125	388	24.37	75.63
10	26	2014	1	12	513	18.47	45	2778	69	444	13.45	86.55
3	14	2014	6	14	512	18.43	46	2778	113	399	22.07	77.93
11	30	2014	1	17	512	18.43	47	2778	330	182	64.45	35.55
3	14	2014	6	16	508	18.29	48	2778	96	412	18.90	81.10
3	14	2014	6	18	508	18.29	49	2778	99	409	19.49	80.51
8	16	2014	7	11	508	18.29	50	2778	392	116	77.17	22.83
10	24	2014	6	13	507	18.25	51	2778	403	104	79.49	20.51
10	5	2014	1	14	505	18.18	52	2778	155	350	30.69	69.31

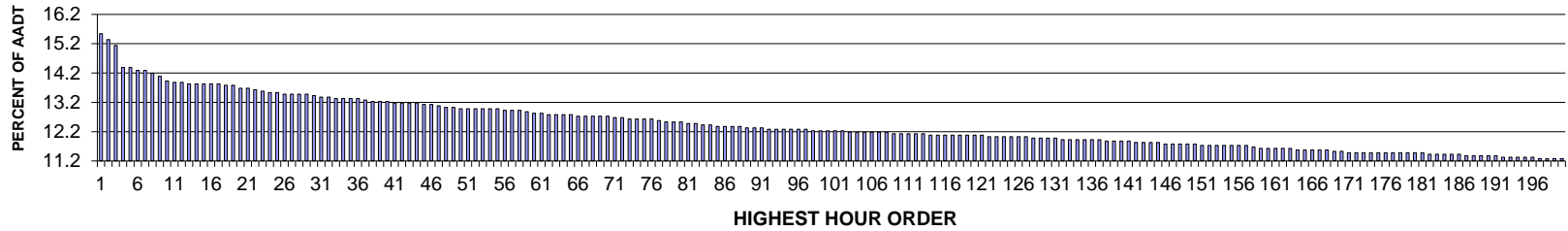
MO	DY	YR	DAY OF WK	HR	HR VOL	PERCENT OF AADT	HOUR NUMBER	AADT	EAST VOLUME	WEST VOLUME	PERCENT EAST IS OF TOTAL VOLUME	PERCENT WEST IS OF TOTAL VOLUME
8	16	2014	7	13	503	18.11	53	2778	366	137	72.76	27.24
11	21	2014	6	14	501	18.03	54	2778	105	396	20.96	79.04
8	17	2014	1	14	497	17.89	55	2778	251	246	50.50	49.50
10	5	2014	1	13	493	17.75	56	2778	105	388	21.30	78.70
12	19	2014	6	14	493	17.75	57	2778	89	404	18.05	81.95
12	19	2014	6	13	490	17.64	58	2778	99	391	20.20	79.80
4	11	2014	6	17	489	17.60	59	2778	315	174	64.42	35.58
10	10	2014	6	16	485	17.46	60	2778	225	260	46.39	53.61
1	12	2014	1	15	484	17.42	61	2778	387	97	79.96	20.04
11	30	2014	1	11	483	17.39	62	2778	126	357	26.09	73.91
8	16	2014	7	14	482	17.35	63	2778	328	154	68.05	31.95
9	21	2014	1	13	464	16.70	64	2778	127	337	27.37	72.63
10	24	2014	6	18	464	16.70	65	2778	306	158	65.95	34.05
8	29	2014	6	19	463	16.67	66	2778	164	299	35.42	64.58
4	11	2014	6	12	460	16.56	67	2778	349	111	75.87	24.13
1	12	2014	1	14	456	16.41	68	2778	358	98	78.51	21.49
12	19	2014	6	15	456	16.41	69	2778	96	360	21.05	78.95
8	17	2014	1	15	454	16.34	70	2778	197	257	43.39	56.61
10	3	2014	6	17	453	16.31	71	2778	243	210	53.64	46.36
8	17	2014	1	13	452	16.27	72	2778	213	239	47.12	52.88
8	29	2014	6	18	450	16.20	73	2778	152	298	33.78	66.22
8	17	2014	1	16	449	16.16	74	2778	181	268	40.31	59.69
10	3	2014	6	16	449	16.16	75	2778	245	204	54.57	45.43
10	5	2014	1	15	449	16.16	76	2778	149	300	33.18	66.82
10	10	2014	6	17	448	16.13	77	2778	204	244	45.54	54.46
8	15	2014	6	15	441	15.87	78	2778	284	157	64.40	35.60
9	21	2014	1	14	439	15.80	79	2778	141	298	32.12	67.88
8	29	2014	6	17	433	15.59	80	2778	176	257	40.65	59.35
11	21	2014	6	13	432	15.55	81	2778	109	323	25.23	74.77
10	3	2014	6	18	431	15.51	82	2778	256	175	59.40	40.60
4	13	2014	1	12	429	15.44	83	2778	81	348	18.88	81.12
10	10	2014	6	15	429	15.44	84	2778	195	234	45.45	54.55
8	15	2014	6	16	424	15.26	85	2778	254	170	59.91	40.09
5	11	2014	1	16	423	15.23	86	2778	100	323	23.64	76.36
10	10	2014	6	18	423	15.23	87	2778	202	221	47.75	52.25
8	16	2014	7	10	421	15.15	88	2778	326	95	77.43	22.57
10	31	2014	6	15	419	15.08	89	2778	246	173	58.71	41.29
5	10	2014	7	16	418	15.05	90	2778	65	353	15.55	84.45
9	1	2014	2	16	417	15.01	91	2778	229	188	54.92	45.08
5	10	2014	7	11	415	14.94	92	2778	277	138	66.75	33.25
10	17	2014	6	16	415	14.94	93	2778	173	242	41.69	58.31

MO	DY	YR	DAY OF WK	HR	HR VOL	PERCENT OF AADT	HOUR NUMBER	AADT	EAST VOLUME	WEST VOLUME	PERCENT EAST IS OF TOTAL VOLUME	PERCENT WEST IS OF TOTAL VOLUME
9	19	2014	6	16	414	14.90	94	2778	223	191	53.86	46.14
4	13	2014	1	18	413	14.87	95	2778	150	263	36.32	63.68
10	17	2014	6	15	413	14.87	96	2778	197	216	47.70	52.30
11	28	2014	6	13	412	14.83	97	2778	329	83	79.85	20.15
5	10	2014	7	15	408	14.69	98	2778	91	317	22.30	77.70
9	14	2014	1	13	408	14.69	99	2778	120	288	29.41	70.59
9	26	2014	6	18	408	14.69	100	2778	144	264	35.29	64.71
11	28	2014	6	18	408	14.69	101	2778	339	69	83.09	16.91
12	19	2014	6	12	407	14.65	102	2778	96	311	23.59	76.41
5	11	2014	1	17	406	14.61	103	2778	141	265	34.73	65.27
9	1	2014	2	15	406	14.61	104	2778	248	158	61.08	38.92
10	31	2014	6	17	406	14.61	105	2778	257	149	63.30	36.70
9	26	2014	6	17	405	14.58	106	2778	146	259	36.05	63.95
10	31	2014	6	16	405	14.58	107	2778	254	151	62.72	37.28
9	12	2014	6	19	404	14.54	108	2778	190	214	47.03	52.97
11	7	2014	6	17	403	14.51	109	2778	151	252	37.47	62.53
5	11	2014	1	12	402	14.47	110	2778	68	334	16.92	83.08
9	19	2014	6	18	402	14.47	111	2778	222	180	55.22	44.78
11	2	2014	1	15	402	14.47	112	2778	116	286	28.86	71.14
5	10	2014	7	14	401	14.43	113	2778	97	304	24.19	75.81
8	16	2014	7	16	399	14.36	114	2778	175	224	43.86	56.14
10	5	2014	1	16	398	14.33	115	2778	135	263	33.92	66.08
11	2	2014	1	14	398	14.33	116	2778	101	297	25.38	74.62
10	31	2014	6	18	397	14.29	117	2778	274	123	69.02	30.98
3	23	2014	1	13	396	14.25	118	2778	303	93	76.52	23.48
9	19	2014	6	17	394	14.18	119	2778	210	184	53.30	46.70
9	12	2014	6	17	392	14.11	120	2778	200	192	51.02	48.98
8	29	2014	6	16	390	14.04	121	2778	156	234	40.00	60.00
10	5	2014	1	12	389	14.00	122	2778	75	314	19.28	80.72
11	2	2014	1	13	389	14.00	123	2778	100	289	25.71	74.29
10	26	2014	1	11	388	13.97	124	2778	39	349	10.05	89.95
9	1	2014	2	18	387	13.93	125	2778	225	162	58.14	41.86
8	16	2014	7	15	386	13.89	126	2778	242	144	62.69	37.31
5	10	2014	7	17	384	13.82	127	2778	59	325	15.36	84.64
9	12	2014	6	18	384	13.82	128	2778	192	192	50.00	50.00
1	12	2014	1	16	383	13.79	129	2778	291	92	75.98	24.02
10	5	2014	1	17	383	13.79	130	2778	163	220	42.56	57.44
10	17	2014	6	17	383	13.79	131	2778	177	206	46.21	53.79
10	10	2014	6	14	382	13.75	132	2778	217	165	56.81	43.19
8	18	2014	2	15	381	13.71	133	2778	232	149	60.89	39.11
5	10	2014	7	10	379	13.64	134	2778	264	115	69.66	30.34

MO	DY	YR	DAY OF WK	HR	HR VOL	PERCENT OF AADT	HOUR NUMBER	AADT	EAST VOLUME	WEST VOLUME	PERCENT EAST IS OF TOTAL VOLUME	PERCENT WEST IS OF TOTAL VOLUME
8	29	2014	6	15	379	13.64	135	2778	177	202	46.70	53.30
8	17	2014	1	17	378	13.61	136	2778	172	206	45.50	54.50
11	29	2014	7	12	378	13.61	137	2778	256	122	67.72	32.28
3	23	2014	1	19	377	13.57	138	2778	304	73	80.64	19.36
8	18	2014	2	16	377	13.57	139	2778	200	177	53.05	46.95
2	14	2014	6	17	375	13.50	140	2778	122	253	32.53	67.47
4	18	2014	6	17	375	13.50	141	2778	169	206	45.07	54.93
8	15	2014	6	13	375	13.50	142	2778	199	176	53.07	46.93
10	3	2014	6	15	374	13.46	143	2778	193	181	51.60	48.40
12	19	2014	6	17	374	13.46	144	2778	94	280	25.13	74.87
5	23	2014	6	17	372	13.39	145	2778	166	206	44.62	55.38
9	1	2014	2	17	372	13.39	146	2778	211	161	56.72	43.28
9	28	2014	1	17	372	13.39	147	2778	193	179	51.88	48.12
5	10	2014	7	12	371	13.35	148	2778	191	180	51.48	48.52
11	30	2014	1	18	371	13.35	149	2778	246	125	66.31	33.69
9	12	2014	6	16	370	13.32	150	2778	192	178	51.89	48.11
10	26	2014	1	18	370	13.32	151	2778	160	210	43.24	56.76
8	1	2014	6	16	369	13.28	152	2778	142	227	38.48	61.52
11	21	2014	6	18	369	13.28	153	2778	58	311	15.72	84.28
7	25	2014	6	17	368	13.25	154	2778	124	244	33.70	66.30
10	3	2014	6	14	368	13.25	155	2778	222	146	60.33	39.67
4	11	2014	6	11	367	13.21	156	2778	249	118	67.85	32.15
5	8	2014	5	17	367	13.21	157	2778	112	255	30.52	69.48
8	15	2014	6	14	367	13.21	158	2778	220	147	59.95	40.05
9	14	2014	1	12	367	13.21	159	2778	114	253	31.06	68.94
9	26	2014	6	15	366	13.17	160	2778	153	213	41.80	58.20
2	17	2014	2	17	365	13.14	161	2778	242	123	66.30	33.70
8	15	2014	6	17	364	13.10	162	2778	206	158	56.59	43.41
8	24	2014	1	15	363	13.07	163	2778	175	188	48.21	51.79
9	12	2014	6	14	363	13.07	164	2778	203	160	55.92	44.08
10	19	2014	1	17	363	13.07	165	2778	224	139	61.71	38.29
9	26	2014	6	19	362	13.03	166	2778	145	217	40.06	59.94
10	3	2014	6	20	362	13.03	167	2778	226	136	62.43	37.57
8	20	2014	4	16	360	12.96	168	2778	183	177	50.83	49.17
3	14	2014	6	13	359	12.92	169	2778	97	262	27.02	72.98
10	19	2014	1	16	359	12.92	170	2778	162	197	45.13	54.87
11	7	2014	6	16	359	12.92	171	2778	134	225	37.33	62.67
8	22	2014	6	14	358	12.89	172	2778	223	135	62.29	37.71
10	12	2014	1	16	358	12.89	173	2778	168	190	46.93	53.07
11	29	2014	7	16	358	12.89	174	2778	253	105	70.67	29.33
2	14	2014	6	18	357	12.85	175	2778	120	237	33.61	66.39

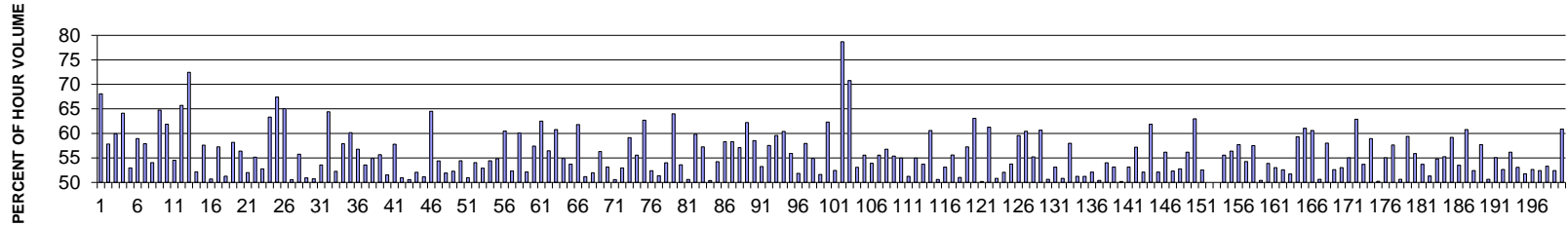
MO	DY	YR	DAY OF WK	HR	HR VOL	PERCENT OF AADT	HOUR NUMBER	AADT	EAST VOLUME	WEST VOLUME	PERCENT EAST IS OF TOTAL VOLUME	PERCENT WEST IS OF TOTAL VOLUME
8	15	2014	6	18	357	12.85	176	2778	213	144	59.66	40.34
9	21	2014	1	15	357	12.85	177	2778	145	212	40.62	59.38
10	24	2014	6	12	357	12.85	178	2778	254	103	71.15	28.85
2	17	2014	2	16	356	12.81	179	2778	233	123	65.45	34.55
4	11	2014	6	18	356	12.81	180	2778	209	147	58.71	41.29
8	16	2014	7	17	356	12.81	181	2778	172	184	48.31	51.69
10	3	2014	6	19	356	12.81	182	2778	194	162	54.49	45.51
11	2	2014	1	16	356	12.81	183	2778	118	238	33.15	66.85
5	10	2014	7	18	354	12.74	184	2778	42	312	11.86	88.14
9	26	2014	6	16	354	12.74	185	2778	155	199	43.79	56.21
12	19	2014	6	16	354	12.74	186	2778	79	275	22.32	77.68
9	19	2014	6	15	353	12.71	187	2778	180	173	50.99	49.01
5	10	2014	7	13	352	12.67	188	2778	123	229	34.94	65.06
7	17	2014	5	17	352	12.67	189	2778	126	226	35.80	64.20
9	1	2014	2	19	352	12.67	190	2778	199	153	56.53	43.47
9	21	2014	1	12	352	12.67	191	2778	103	249	29.26	70.74
10	17	2014	6	14	352	12.67	192	2778	180	172	51.14	48.86
8	22	2014	6	16	351	12.63	193	2778	176	175	50.14	49.86
8	29	2014	6	20	351	12.63	194	2778	148	203	42.17	57.83
9	19	2014	6	14	351	12.63	195	2778	210	141	59.83	40.17
10	10	2014	6	19	351	12.63	196	2778	150	201	42.74	57.26
11	26	2014	4	16	351	12.63	197	2778	196	155	55.84	44.16
4	18	2014	6	18	350	12.60	198	2778	154	196	44.00	56.00
9	21	2014	1	11	350	12.60	199	2778	79	271	22.57	77.43
9	14	2014	1	15	348	12.53	200	2778	142	206	40.80	59.20

**SR 012 MP 389.71 DODGE JCT ADC SITE R067
K FOR PEAK 200 HOURS OF 2014**



AADT= 1995 K 30 FACTOR= 13.43 K 100 FACTOR= 12.23 K 200 FACTOR= 11.28 D 30 FACTOR= 50.75

**SR 012 MP 389.71 DODGE JCT ADC SITE R067
D % IN THE PEAK 200 HOURS OF 2014**



MO	DY	YR	DAY OF WK	HR	HR VOL	PERCENT OF AADT	HOUR NUMBER	AADT	EAST VOLUME	WEST VOLUME	PERCENT EAST IS OF TOTAL VOLUME	PERCENT WEST IS OF TOTAL VOLUME
7	6	2014	1	13	310	15.54	1	1995	99	211	31.94	68.06
10	10	2014	6	16	306	15.34	2	1995	177	129	57.84	42.16
11	30	2014	1	14	302	15.14	3	1995	121	181	40.07	59.93
7	6	2014	1	14	287	14.39	4	1995	103	184	35.89	64.11
7	11	2014	6	12	287	14.39	5	1995	152	135	52.96	47.04
7	3	2014	5	16	285	14.29	6	1995	168	117	58.95	41.05
10	17	2014	6	17	285	14.29	7	1995	165	120	57.89	42.11
6	6	2014	6	17	283	14.19	8	1995	153	130	54.06	45.94
7	6	2014	1	15	281	14.09	9	1995	99	182	35.23	64.77
5	26	2014	2	14	278	13.93	10	1995	106	172	38.13	61.87
5	26	2014	2	15	277	13.88	11	1995	126	151	45.49	54.51

MO	DY	YR	DAY OF WK	HR	HR VOL	PERCENT OF AADT	HOUR NUMBER	AADT	EAST VOLUME	WEST VOLUME	PERCENT EAST IS OF TOTAL VOLUME	PERCENT WEST IS OF TOTAL VOLUME
9	21	2014	1	12	277	13.88	12	1995	95	182	34.30	65.70
5	26	2014	2	12	276	13.83	13	1995	76	200	27.54	47.46
7	20	2014	1	16	276	13.83	14	1995	144	132	52.17	47.83
9	1	2014	2	15	276	13.83	15	1995	117	159	42.39	57.61
9	12	2014	6	18	276	13.83	16	1995	140	136	50.72	49.28
10	3	2014	6	16	276	13.83	17	1995	158	118	57.25	42.75
5	23	2014	6	14	275	13.78	18	1995	141	134	51.27	48.73
6	20	2014	6	17	275	13.78	19	1995	160	115	58.18	41.82
6	22	2014	1	13	273	13.68	20	1995	119	154	43.59	56.41
6	27	2014	6	16	273	13.68	21	1995	142	131	52.01	47.99
7	18	2014	6	16	272	13.63	22	1995	150	122	55.15	44.85
10	3	2014	6	18	271	13.58	23	1995	143	128	52.77	47.23
7	6	2014	1	16	270	13.53	24	1995	99	171	36.67	63.33
9	20	2014	7	10	270	13.53	25	1995	88	182	32.59	67.41
6	27	2014	6	15	269	13.48	26	1995	175	94	65.06	34.94
9	14	2014	1	16	269	13.48	27	1995	133	136	49.44	50.56
10	24	2014	6	18	269	13.48	28	1995	150	119	55.76	44.24
11	30	2014	1	15	269	13.48	29	1995	137	132	50.93	49.07
6	15	2014	1	16	268	13.43	30	1995	136	132	50.75	49.25
8	22	2014	6	17	267	13.38	31	1995	143	124	53.56	46.44
9	21	2014	1	13	267	13.38	32	1995	95	172	35.58	64.42
6	20	2014	6	16	266	13.33	33	1995	127	139	47.74	52.26
6	20	2014	6	18	266	13.33	34	1995	154	112	57.89	42.11
6	29	2014	1	15	266	13.33	35	1995	106	160	39.85	60.15
10	10	2014	6	17	266	13.33	36	1995	151	115	56.77	43.23
8	10	2014	1	15	265	13.28	37	1995	123	142	46.42	53.58
8	29	2014	6	17	264	13.23	38	1995	145	119	54.92	45.08
9	19	2014	6	16	264	13.23	39	1995	147	117	55.68	44.32
9	26	2014	6	16	264	13.23	40	1995	128	136	48.48	51.52
7	11	2014	6	17	263	13.18	41	1995	152	111	57.79	42.21
8	8	2014	6	16	263	13.18	42	1995	129	134	49.05	50.95
9	1	2014	2	16	263	13.18	43	1995	133	130	50.57	49.43
10	3	2014	6	17	263	13.18	44	1995	137	126	52.09	47.91
9	14	2014	1	14	262	13.13	45	1995	128	134	48.85	51.15
10	10	2014	6	18	262	13.13	46	1995	169	93	64.50	35.50
7	18	2014	6	13	261	13.08	47	1995	142	119	54.41	45.59
10	17	2014	6	16	260	13.03	48	1995	135	125	51.92	48.08
10	19	2014	1	16	260	13.03	49	1995	124	136	47.69	52.31
6	13	2014	6	17	259	12.98	50	1995	141	118	54.44	45.56
6	29	2014	1	16	259	12.98	51	1995	132	127	50.97	49.03
9	12	2014	6	15	259	12.98	52	1995	140	119	54.05	45.95

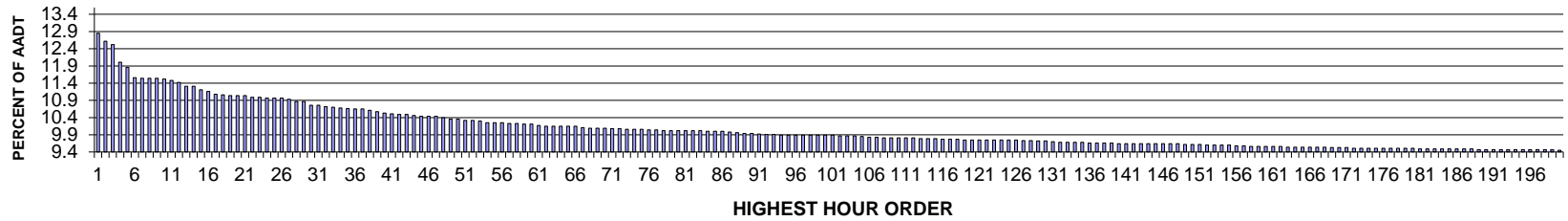
MO	DY	YR	DAY OF WK	HR	HR VOL	PERCENT OF AADT	HOUR NUMBER	AADT	EAST VOLUME	WEST VOLUME	PERCENT EAST IS OF TOTAL VOLUME	PERCENT WEST IS OF TOTAL VOLUME
9	12	2014	6	17	259	12.98	53	1995	137	122	52.90	47.10
9	14	2014	1	12	259	12.98	54	1995	118	141	45.56	54.44
11	30	2014	1	16	259	12.98	55	1995	142	117	54.83	45.17
5	23	2014	6	17	258	12.93	56	1995	156	102	60.47	39.53
7	6	2014	1	17	258	12.93	57	1995	123	135	47.67	52.33
10	24	2014	6	17	258	12.93	58	1995	155	103	60.08	39.92
7	18	2014	6	14	257	12.88	59	1995	123	134	47.86	52.14
5	23	2014	6	16	256	12.83	60	1995	147	109	57.42	42.58
7	18	2014	6	17	256	12.83	61	1995	160	96	62.50	37.50
5	23	2014	6	13	255	12.78	62	1995	144	111	56.47	43.53
6	27	2014	6	17	255	12.78	63	1995	155	100	60.78	39.22
8	1	2014	6	16	255	12.78	64	1995	140	115	54.90	45.10
9	5	2014	6	16	255	12.78	65	1995	137	118	53.73	46.27
5	26	2014	2	13	254	12.73	66	1995	97	157	38.19	61.81
7	20	2014	1	17	254	12.73	67	1995	124	130	48.82	51.18
8	8	2014	6	12	254	12.73	68	1995	122	132	48.03	51.97
10	10	2014	6	12	254	12.73	69	1995	143	111	56.30	43.70
10	10	2014	6	15	254	12.73	70	1995	135	119	53.15	46.85
7	25	2014	6	13	253	12.68	71	1995	128	125	50.59	49.41
9	26	2014	6	17	253	12.68	72	1995	134	119	52.96	47.04
5	9	2014	6	16	252	12.63	73	1995	149	103	59.13	40.87
6	22	2014	1	12	252	12.63	74	1995	112	140	44.44	55.56
7	3	2014	5	15	252	12.63	75	1995	158	94	62.70	37.30
9	19	2014	6	14	252	12.63	76	1995	120	132	47.62	52.38
7	25	2014	6	15	251	12.58	77	1995	129	122	51.39	48.61
6	22	2014	1	16	250	12.53	78	1995	135	115	54.00	46.00
6	27	2014	6	18	250	12.53	79	1995	160	90	64.00	36.00
7	20	2014	1	15	250	12.53	80	1995	116	134	46.40	53.60
6	6	2014	6	18	249	12.48	81	1995	126	123	50.60	49.40
7	23	2014	4	16	249	12.48	82	1995	149	100	59.84	40.16
5	23	2014	6	15	248	12.43	83	1995	142	106	57.26	42.74
7	25	2014	6	16	248	12.43	84	1995	125	123	50.40	49.60
6	13	2014	6	16	247	12.38	85	1995	134	113	54.25	45.75
8	8	2014	6	17	247	12.38	86	1995	144	103	58.30	41.70
8	22	2014	6	16	247	12.38	87	1995	144	103	58.30	41.70
10	17	2014	6	15	247	12.38	88	1995	141	106	57.09	42.91
6	15	2014	1	17	246	12.33	89	1995	153	93	62.20	37.80
7	27	2014	1	14	246	12.33	90	1995	102	144	41.46	58.54
11	7	2014	6	15	246	12.33	91	1995	115	131	46.75	53.25
5	23	2014	6	18	245	12.28	92	1995	141	104	57.55	42.45
6	22	2014	1	15	245	12.28	93	1995	99	146	40.41	59.59

MO	DY	YR	DAY OF WK	HR	HR VOL	PERCENT OF AADT	HOUR NUMBER	AADT	EAST VOLUME	WEST VOLUME	PERCENT EAST IS OF TOTAL VOLUME	PERCENT WEST IS OF TOTAL VOLUME
6	29	2014	1	12	245	12.28	94	995	97	148	39.59	60.41
7	25	2014	6	17	245	12.28	95	995	137	108	55.92	44.08
8	3	2014	1	15	245	12.28	96	995	127	118	51.84	48.16
9	1	2014	2	17	245	12.28	97	995	142	103	57.96	42.04
5	9	2014	6	17	244	12.23	98	995	134	110	54.92	45.08
6	6	2014	6	16	244	12.23	99	995	126	118	51.64	48.36
7	3	2014	5	17	244	12.23	100	995	152	92	62.30	37.70
9	26	2014	6	15	244	12.23	101	995	116	128	47.54	52.46
11	30	2014	1	12	244	12.23	102	995	52	192	21.31	78.69
3	23	2014	1	17	243	12.18	103	995	172	71	70.78	29.22
4	20	2014	1	18	243	12.18	104	995	129	114	53.09	46.91
6	13	2014	6	18	243	12.18	105	995	135	108	55.56	44.44
8	15	2014	6	17	243	12.18	106	995	131	112	53.91	46.09
9	1	2014	2	12	243	12.18	107	995	108	135	44.44	55.56
10	5	2014	1	16	243	12.18	108	995	105	138	43.21	56.79
5	26	2014	2	17	242	12.13	109	995	108	134	44.63	55.37
7	20	2014	1	14	242	12.13	110	995	109	133	45.04	54.96
8	10	2014	1	13	242	12.13	111	995	118	124	48.76	51.24
9	28	2014	1	15	242	12.13	112	995	109	133	45.04	54.96
11	7	2014	6	17	242	12.13	113	995	112	130	46.28	53.72
5	16	2014	6	16	241	12.08	114	995	146	95	60.58	39.42
5	24	2014	7	12	241	12.08	115	995	122	119	50.62	49.38
5	30	2014	6	17	241	12.08	116	995	113	128	46.89	53.11
6	19	2014	5	16	241	12.08	117	995	134	107	55.60	44.40
6	20	2014	6	15	241	12.08	118	995	118	123	48.96	51.04
8	1	2014	6	17	241	12.08	119	995	138	103	57.26	42.74
10	5	2014	1	12	241	12.08	120	995	89	152	36.93	63.07
11	26	2014	4	14	241	12.08	121	995	120	121	49.79	50.21
6	22	2014	1	14	240	12.03	122	995	93	147	38.75	61.25
7	18	2014	6	15	240	12.03	123	995	118	122	49.17	50.83
9	1	2014	2	13	240	12.03	124	995	115	125	47.92	52.08
9	14	2014	1	15	240	12.03	125	995	129	111	53.75	46.25
10	24	2014	6	15	240	12.03	126	995	143	97	59.58	40.42
11	30	2014	1	13	240	12.03	127	995	95	145	39.58	60.42
6	20	2014	6	14	239	11.98	128	995	132	107	55.23	44.77
7	20	2014	1	12	239	11.98	129	995	94	145	39.33	60.67
9	19	2014	6	17	239	11.98	130	995	118	121	49.37	50.63
10	17	2014	6	18	239	11.98	131	995	127	112	53.14	46.86
4	20	2014	1	17	238	11.93	132	995	121	117	50.84	49.16
7	6	2014	1	12	238	11.93	133	995	100	138	42.02	57.98
7	13	2014	1	12	238	11.93	134	995	116	122	48.74	51.26

MO	DY	YR	DAY OF WK	HR	HR VOL	PERCENT OF AADT	HOUR NUMBER	AADT	EAST VOLUME	WEST VOLUME	PERCENT EAST IS OF TOTAL VOLUME	PERCENT WEST IS OF TOTAL VOLUME
8	15	2014	6	15	238	11.93	135	1995	122	116	51.26	48.74
9	1	2014	2	14	238	11.93	136	1995	114	124	47.90	52.10
9	26	2014	6	14	238	11.93	137	1995	118	120	49.58	50.42
5	9	2014	6	18	237	11.88	138	1995	128	109	54.01	45.99
6	14	2014	7	12	237	11.88	139	1995	111	126	46.84	53.16
8	17	2014	1	15	237	11.88	140	1995	119	118	50.21	49.79
9	26	2014	6	18	237	11.88	141	1995	126	111	53.16	46.84
6	8	2014	1	13	236	11.83	142	1995	101	135	42.80	57.20
6	15	2014	1	13	236	11.83	143	1995	113	123	47.88	52.12
7	20	2014	1	13	236	11.83	144	1995	90	146	38.14	61.86
7	25	2014	6	12	236	11.83	145	1995	123	113	52.12	47.88
6	6	2014	6	13	235	11.78	146	1995	103	132	43.83	56.17
6	13	2014	6	14	235	11.78	147	1995	123	112	52.34	47.66
6	26	2014	5	17	235	11.78	148	1995	124	111	52.77	47.23
8	29	2014	6	14	235	11.78	149	1995	132	103	56.17	43.83
10	12	2014	1	13	235	11.78	150	1995	87	148	37.02	62.98
6	27	2014	6	13	234	11.73	151	1995	123	111	52.56	47.44
7	3	2014	5	12	234	11.73	152	1995	117	117	50.00	50.00
7	3	2014	5	13	234	11.73	153	1995	117	117	50.00	50.00
7	27	2014	1	13	234	11.73	154	1995	104	130	44.44	55.56
8	10	2014	1	14	234	11.73	155	1995	102	132	43.59	56.41
8	29	2014	6	15	234	11.73	156	1995	135	99	57.69	42.31
10	3	2014	6	15	234	11.73	157	1995	127	107	54.27	45.73
11	26	2014	4	15	233	11.68	158	1995	134	99	57.51	42.49
6	6	2014	6	15	232	11.63	159	1995	115	117	49.57	50.43
7	11	2014	6	16	232	11.63	160	1995	125	107	53.88	46.12
9	14	2014	1	17	232	11.63	161	1995	123	109	53.02	46.98
9	19	2014	6	18	232	11.63	162	1995	122	110	52.59	47.41
9	20	2014	7	11	232	11.63	163	1995	112	120	48.28	51.72
8	22	2014	6	18	231	11.58	164	1995	137	94	59.31	40.69
9	5	2014	6	18	231	11.58	165	1995	141	90	61.04	38.96
9	20	2014	7	14	231	11.58	166	1995	140	91	60.61	39.39
10	12	2014	1	16	231	11.58	167	1995	114	117	49.35	50.65
10	24	2014	6	16	231	11.58	168	1995	134	97	58.01	41.99
6	13	2014	6	15	230	11.53	169	1995	109	121	47.39	52.61
8	29	2014	6	18	230	11.53	170	1995	122	108	53.04	46.96
4	25	2014	6	16	229	11.48	171	1995	126	103	55.02	44.98
5	9	2014	6	15	229	11.48	172	1995	144	85	62.88	37.12
6	29	2014	1	17	229	11.48	173	1995	106	123	46.29	53.71
7	3	2014	5	14	229	11.48	174	1995	135	94	58.95	41.05
7	13	2014	1	13	229	11.48	175	1995	115	114	50.22	49.78

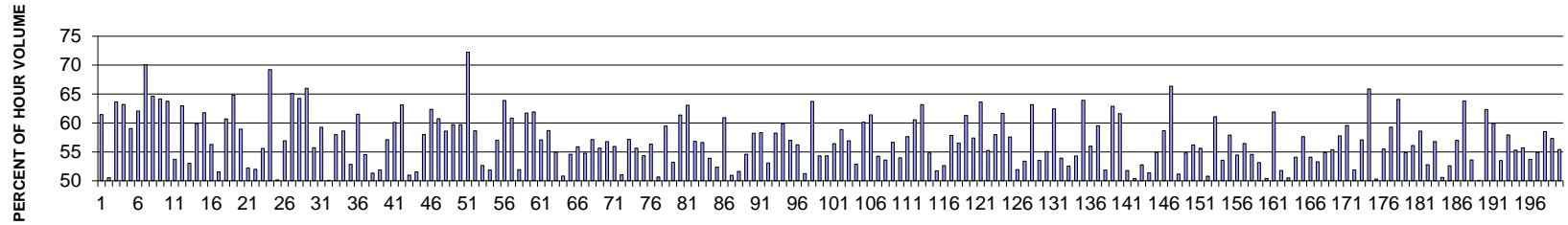
MO	DY	YR	DAY OF WK	HR	HR VOL	PERCENT OF AADT	HOUR NUMBER	AADT	EAST VOLUME	WEST VOLUME	PERCENT EAST IS OF TOTAL VOLUME	PERCENT WEST IS OF TOTAL VOLUME
7	18	2014	6	12	229	11.48	176	1995	126	103	55.02	44.98
7	25	2014	6	18	229	11.48	177	1995	132	97	57.64	42.36
9	12	2014	6	14	229	11.48	178	1995	116	113	50.66	49.34
9	20	2014	7	15	229	11.48	179	1995	136	93	59.39	40.61
10	12	2014	1	14	229	11.48	180	1995	101	128	44.10	55.90
10	12	2014	1	18	229	11.48	181	1995	106	123	46.29	53.71
7	10	2014	5	18	228	11.43	182	1995	117	111	51.32	48.68
8	2	2014	7	12	228	11.43	183	1995	125	103	54.82	45.18
8	3	2014	1	16	228	11.43	184	1995	126	102	55.26	44.74
10	10	2014	6	14	228	11.43	185	1995	135	93	59.21	40.79
11	26	2014	4	16	228	11.43	186	1995	122	106	53.51	46.49
3	23	2014	1	16	227	11.38	187	1995	138	89	60.79	39.21
7	31	2014	5	16	227	11.38	188	1995	119	108	52.42	47.58
9	7	2014	1	16	227	11.38	189	1995	96	131	42.29	57.71
9	12	2014	6	16	227	11.38	190	1995	115	112	50.66	49.34
9	19	2014	6	15	227	11.38	191	1995	125	102	55.07	44.93
6	20	2014	6	13	226	11.33	192	1995	119	107	52.65	47.35
6	26	2014	5	16	226	11.33	193	1995	127	99	56.19	43.81
8	15	2014	6	16	226	11.33	194	1995	120	106	53.10	46.90
8	22	2014	6	15	226	11.33	195	1995	117	109	51.77	48.23
10	19	2014	1	15	226	11.33	196	1995	119	107	52.65	47.35
8	8	2014	6	11	225	11.28	197	1995	107	118	47.56	52.44
9	14	2014	1	11	225	11.28	198	1995	105	120	46.67	53.33
10	5	2014	1	17	225	11.28	199	1995	107	118	47.56	52.44
10	10	2014	6	19	225	11.28	200	1995	137	88	60.89	39.11

**SR 097 MP 293.42 OMAK ADC SITE R068
K FOR PEAK 200 HOURS OF 2014**



AADT= 5270 K 30 FACTOR= 10.76 K 100 FACTOR= 9.89 K 200 FACTOR= 9.45 D 30 FACTOR= 55.73

**SR 097 MP 293.42 OMAK ADC SITE R068
D % IN THE PEAK 200 HOURS OF 2014**



MO	DY	YR	DAY OF WK	HR	HR VOL	PERCENT OF AADT	HOUR NUMBER	AADT	NORTH VOLUME	SOUTH VOLUME	PERCENT NORTH IS OF TOTAL VOLUME	PERCENT SOUTH IS OF TOTAL VOLUME
10	10	2014	6	14	677	12.85	1	5270	416	261	61.45	38.55
8	8	2014	6	15	665	12.62	2	5270	336	329	50.53	49.47
10	10	2014	6	17	660	12.52	3	5270	420	240	63.64	36.36
10	10	2014	6	16	633	12.01	4	5270	400	233	63.19	36.81
10	10	2014	6	13	625	11.86	5	5270	369	256	59.04	40.96
10	3	2014	6	18	609	11.56	6	5270	378	231	62.07	37.93
10	5	2014	1	13	608	11.54	7	5270	182	426	29.93	70.07
10	5	2014	1	15	608	11.54	8	5270	215	393	35.36	64.64
10	10	2014	6	15	608	11.54	9	5270	390	218	64.14	35.86
10	3	2014	6	17	607	11.52	10	5270	387	220	63.76	36.24
8	8	2014	6	18	605	11.48	11	5270	325	280	53.72	46.28

MO	DY	YR	DAY OF WK	HR	HR VOL	PERCENT OF AADT	HOUR NUMBER	AADT	NORTH VOLUME	SOUTH VOLUME	PERCENT NORTH IS OF TOTAL VOLUME	PERCENT SOUTH IS OF TOTAL VOLUME
10	5	2014	1	14	602	11.42	12	5270	223	379	37.04	62.96
8	22	2014	6	16	596	11.31	13	5270	316	280	53.02	46.98
8	29	2014	6	16	596	11.31	14	5270	357	239	59.90	40.10
7	3	2014	5	17	591	11.21	15	5270	365	226	61.76	38.24
10	10	2014	6	12	588	11.16	16	5270	331	257	56.29	43.71
8	15	2014	6	15	584	11.08	17	5270	301	283	51.54	48.46
8	10	2014	1	13	583	11.06	18	5270	229	354	39.28	60.72
6	22	2014	1	13	582	11.04	19	5270	205	377	35.22	64.78
7	3	2014	5	15	582	11.04	20	5270	343	239	58.93	41.07
8	8	2014	6	16	582	11.04	21	5270	304	278	52.23	47.77
8	8	2014	6	14	579	10.99	22	5270	278	301	48.01	51.99
8	8	2014	6	17	579	10.99	23	5270	322	257	55.61	44.39
7	6	2014	1	13	578	10.97	24	5270	178	400	30.80	69.20
8	29	2014	6	13	578	10.97	25	5270	290	288	50.17	49.83
8	29	2014	6	15	578	10.97	26	5270	329	249	56.92	43.08
7	11	2014	6	16	576	10.93	27	5270	375	201	65.10	34.90
8	10	2014	1	12	573	10.87	28	5270	205	368	35.78	64.22
10	10	2014	6	18	573	10.87	29	5270	378	195	65.97	34.03
6	27	2014	6	13	567	10.76	30	5270	251	316	44.27	55.73
8	8	2014	6	12	567	10.76	31	5270	231	336	40.74	59.26
7	3	2014	5	13	565	10.72	32	5270	282	283	49.91	50.09
10	15	2014	4	16	564	10.70	33	5270	327	237	57.98	42.02
9	1	2014	2	14	563	10.68	34	5270	233	330	41.39	58.61
8	1	2014	6	15	562	10.66	35	5270	297	265	52.85	47.15
6	20	2014	6	17	561	10.65	36	5270	345	216	61.50	38.50
7	3	2014	5	12	561	10.65	37	5270	255	306	45.45	54.55
7	2	2014	4	14	559	10.61	38	5270	272	287	48.66	51.34
9	2	2014	3	15	557	10.57	39	5270	289	268	51.89	48.11
8	11	2014	2	12	555	10.53	40	5270	238	317	42.88	57.12
8	10	2014	1	14	554	10.51	41	5270	221	333	39.89	60.11
7	3	2014	5	16	553	10.49	42	5270	349	204	63.11	36.89
8	22	2014	6	15	553	10.49	43	5270	282	271	50.99	49.01
10	10	2014	6	11	551	10.46	44	5270	267	284	48.46	51.54
10	3	2014	6	15	550	10.44	45	5270	319	231	58.00	42.00
10	3	2014	6	16	550	10.44	46	5270	343	207	62.36	37.64
10	5	2014	1	17	550	10.44	47	5270	216	334	39.27	60.73
7	6	2014	1	14	548	10.40	48	5270	227	321	41.42	58.58
8	29	2014	6	18	546	10.36	49	5270	326	220	59.71	40.29
10	9	2014	5	16	546	10.36	50	5270	326	220	59.71	40.29
7	6	2014	1	12	544	10.32	51	5270	151	393	27.76	72.24
8	1	2014	6	16	544	10.32	52	5270	319	225	58.64	41.36

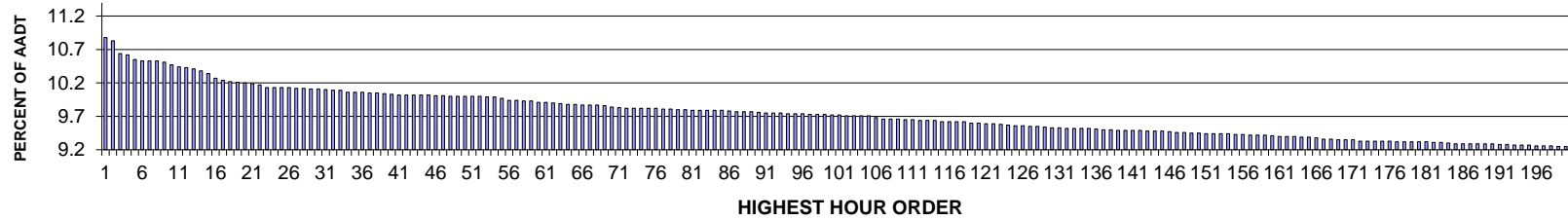
MO	DY	YR	DAY OF WK	HR	HR VOL	PERCENT OF AADT	HOUR NUMBER	AADT	NORTH VOLUME	SOUTH VOLUME	PERCENT NORTH IS OF TOTAL VOLUME	PERCENT SOUTH IS OF TOTAL VOLUME
8	15	2014	6	16	543	10.30	53	5270	286	257	52.67	47.33
7	3	2014	5	14	540	10.25	54	5270	280	260	51.85	48.15
9	2	2014	3	13	540	10.25	55	5270	232	308	42.96	57.04
10	9	2014	5	17	540	10.25	56	5270	345	195	63.89	36.11
10	1	2014	4	17	539	10.23	57	5270	328	211	60.85	39.15
10	15	2014	4	14	539	10.23	58	5270	259	280	48.05	51.95
6	6	2014	6	17	538	10.21	59	5270	332	206	61.71	38.29
8	9	2014	7	18	538	10.21	60	5270	205	333	38.10	61.90
9	19	2014	6	16	536	10.17	61	5270	306	230	57.09	42.91
6	20	2014	6	15	535	10.15	62	5270	314	221	58.69	41.31
8	14	2014	5	15	535	10.15	63	5270	294	241	54.95	45.05
10	3	2014	6	12	535	10.15	64	5270	272	263	50.84	49.16
10	14	2014	3	17	535	10.15	65	5270	292	243	54.58	45.42
10	15	2014	4	13	535	10.15	66	5270	236	299	44.11	55.89
9	5	2014	6	17	533	10.11	67	5270	292	241	54.78	45.22
6	22	2014	1	14	532	10.09	68	5270	228	304	42.86	57.14
8	1	2014	6	17	532	10.09	69	5270	296	236	55.64	44.36
9	5	2014	6	16	532	10.09	70	5270	302	230	56.77	43.23
6	13	2014	6	15	531	10.08	71	5270	297	234	55.93	44.07
8	7	2014	5	14	531	10.08	72	5270	271	260	51.04	48.96
6	27	2014	6	17	530	10.06	73	5270	303	227	57.17	42.83
8	14	2014	5	13	530	10.06	74	5270	235	295	44.34	55.66
9	12	2014	6	16	530	10.06	75	5270	288	242	54.34	45.66
8	9	2014	7	13	529	10.04	76	5270	231	298	43.67	56.33
8	9	2014	7	15	529	10.04	77	5270	268	261	50.66	49.34
6	30	2014	2	16	528	10.02	78	5270	314	214	59.47	40.53
7	25	2014	6	15	528	10.02	79	5270	281	247	53.22	46.78
8	1	2014	6	12	528	10.02	80	5270	204	324	38.64	61.36
9	1	2014	2	13	528	10.02	81	5270	195	333	36.93	63.07
9	5	2014	6	15	528	10.02	82	5270	300	228	56.82	43.18
10	3	2014	6	14	528	10.02	83	5270	299	229	56.63	43.37
8	6	2014	4	15	527	10.00	84	5270	284	243	53.89	46.11
8	14	2014	5	14	527	10.00	85	5270	276	251	52.37	47.63
9	6	2014	7	13	527	10.00	86	5270	206	321	39.09	60.91
8	1	2014	6	14	526	9.98	87	5270	268	258	50.95	49.05
9	19	2014	6	17	525	9.96	88	5270	271	254	51.62	48.38
7	7	2014	2	14	524	9.94	89	5270	238	286	45.42	54.58
9	19	2014	6	18	524	9.94	90	5270	305	219	58.21	41.79
9	7	2014	1	17	523	9.92	91	5270	305	218	58.32	41.68
8	8	2014	6	13	522	9.91	92	5270	245	277	46.93	53.07
10	3	2014	6	13	522	9.91	93	5270	304	218	58.24	41.76

MO	DY	YR	DAY OF WK	HR	HR VOL	PERCENT OF AADT	HOUR NUMBER	AADT	NORTH VOLUME	SOUTH VOLUME	PERCENT NORTH IS OF TOTAL VOLUME	PERCENT SOUTH IS OF TOTAL VOLUME
6	6	2014	6	16	521	9.89	94	5270	312	209	59.88	40.12
6	19	2014	5	17	521	9.89	95	5270	297	224	57.01	42.99
8	15	2014	6	13	521	9.89	96	5270	228	293	43.76	56.24
8	17	2014	1	14	521	9.89	97	5270	254	267	48.75	51.25
9	3	2014	4	12	521	9.89	98	5270	189	332	36.28	63.72
9	5	2014	6	13	521	9.89	99	5270	238	283	45.68	54.32
9	16	2014	3	17	521	9.89	100	5270	283	238	54.32	45.68
10	17	2014	6	17	521	9.89	101	5270	294	227	56.43	43.57
8	15	2014	6	12	520	9.87	102	5270	214	306	41.15	58.85
9	3	2014	4	13	520	9.87	103	5270	224	296	43.08	56.92
9	7	2014	1	15	520	9.87	104	5270	275	245	52.88	47.12
6	8	2014	1	13	519	9.85	105	5270	207	312	39.88	60.12
8	1	2014	6	18	518	9.83	106	5270	318	200	61.39	38.61
10	13	2014	2	14	518	9.83	107	5270	237	281	45.75	54.25
8	7	2014	5	13	517	9.81	108	5270	240	277	46.42	53.58
8	7	2014	5	18	517	9.81	109	5270	293	224	56.67	43.33
9	2	2014	3	14	517	9.81	110	5270	238	279	46.03	53.97
9	12	2014	6	17	517	9.81	111	5270	298	219	57.64	42.36
10	8	2014	4	17	517	9.81	112	5270	313	204	60.54	39.46
7	3	2014	5	18	516	9.79	113	5270	326	190	63.18	36.82
7	14	2014	2	14	516	9.79	114	5270	233	283	45.16	54.84
10	17	2014	6	14	516	9.79	115	5270	249	267	48.26	51.74
7	17	2014	5	15	515	9.77	116	5270	271	244	52.62	47.38
8	15	2014	6	17	515	9.77	117	5270	298	217	57.86	42.14
8	29	2014	6	12	515	9.77	118	5270	224	291	43.50	56.50
6	13	2014	6	16	514	9.75	119	5270	315	199	61.28	38.72
7	2	2014	4	17	514	9.75	120	5270	295	219	57.39	42.61
7	25	2014	6	18	514	9.75	121	5270	327	187	63.62	36.38
8	7	2014	5	16	514	9.75	122	5270	284	230	55.25	44.75
9	3	2014	4	18	514	9.75	123	5270	298	216	57.98	42.02
9	17	2014	4	17	514	9.75	124	5270	317	197	61.67	38.33
10	3	2014	6	11	514	9.75	125	5270	218	296	42.41	57.59
10	9	2014	5	13	514	9.75	126	5270	267	247	51.95	48.05
8	22	2014	6	12	513	9.73	127	5270	239	274	46.59	53.41
10	13	2014	2	17	513	9.73	128	5270	324	189	63.16	36.84
8	11	2014	2	15	512	9.72	129	5270	238	274	46.48	53.52
11	7	2014	6	17	512	9.72	130	5270	282	230	55.08	44.92
6	20	2014	6	16	511	9.70	131	5270	319	192	62.43	37.57
6	27	2014	6	16	510	9.68	132	5270	275	235	53.92	46.08
8	4	2014	2	12	510	9.68	133	5270	242	268	47.45	52.55
8	10	2014	1	15	510	9.68	134	5270	233	277	45.69	54.31

MO	DY	YR	DAY OF WK	HR	HR VOL	PERCENT OF AADT	HOUR NUMBER	AADT	NORTH VOLUME	SOUTH VOLUME	PERCENT NORTH IS OF TOTAL VOLUME	PERCENT SOUTH IS OF TOTAL VOLUME
9	2	2014	3	12	510	9.68	135	5270	184	326	36.08	63.92
8	9	2014	7	12	509	9.66	136	5270	224	285	44.01	55.99
10	5	2014	1	16	509	9.66	137	5270	206	303	40.47	59.53
10	11	2014	7	14	509	9.66	138	5270	245	264	48.13	51.87
10	15	2014	4	12	509	9.66	139	5270	189	320	37.13	62.87
4	19	2014	7	12	508	9.64	140	5270	195	313	38.39	61.61
7	10	2014	5	16	508	9.64	141	5270	263	245	51.77	48.23
8	4	2014	2	13	508	9.64	142	5270	256	252	50.39	49.61
9	13	2014	7	13	508	9.64	143	5270	240	268	47.24	52.76
9	25	2014	5	14	508	9.64	144	5270	261	247	51.38	48.62
9	26	2014	6	17	508	9.64	145	5270	279	229	54.92	45.08
10	8	2014	4	16	508	9.64	146	5270	298	210	58.66	41.34
10	9	2014	5	18	508	9.64	147	5270	337	171	66.34	33.66
10	15	2014	4	15	508	9.64	148	5270	248	260	48.82	51.18
7	1	2014	3	17	507	9.62	149	5270	278	229	54.83	45.17
7	3	2014	5	11	507	9.62	150	5270	222	285	43.79	56.21
8	7	2014	5	17	507	9.62	151	5270	282	225	55.62	44.38
4	19	2014	7	11	506	9.60	152	5270	249	257	49.21	50.79
8	29	2014	6	17	506	9.60	153	5270	309	197	61.07	38.93
9	7	2014	1	16	506	9.60	154	5270	271	235	53.56	46.44
10	16	2014	5	17	506	9.60	155	5270	293	213	57.91	42.09
7	24	2014	5	14	505	9.58	156	5270	230	275	45.54	54.46
7	25	2014	6	17	505	9.58	157	5270	285	220	56.44	43.56
6	24	2014	3	12	504	9.56	158	5270	229	275	45.44	54.56
7	10	2014	5	15	504	9.56	159	5270	236	268	46.83	53.17
9	5	2014	6	14	504	9.56	160	5270	254	250	50.40	49.60
9	26	2014	6	18	504	9.56	161	5270	312	192	61.90	38.10
10	17	2014	6	15	504	9.56	162	5270	243	261	48.21	51.79
7	6	2014	1	16	503	9.54	163	5270	249	254	49.50	50.50
7	11	2014	6	15	503	9.54	164	5270	272	231	54.08	45.92
7	11	2014	6	17	503	9.54	165	5270	290	213	57.65	42.35
8	10	2014	1	16	503	9.54	166	5270	231	272	45.92	54.08
8	15	2014	6	14	503	9.54	167	5270	235	268	46.72	53.28
8	30	2014	7	15	503	9.54	168	5270	276	227	54.87	45.13
8	7	2014	5	12	502	9.53	169	5270	224	278	44.62	55.38
9	7	2014	1	14	502	9.53	170	5270	212	290	42.23	57.77
10	15	2014	4	17	502	9.53	171	5270	299	203	59.56	40.44
6	23	2014	2	13	501	9.51	172	5270	241	260	48.10	51.90
8	14	2014	5	17	501	9.51	173	5270	286	215	57.09	42.91
9	1	2014	2	12	501	9.51	174	5270	171	330	34.13	65.87
9	19	2014	6	15	501	9.51	175	5270	252	249	50.30	49.70

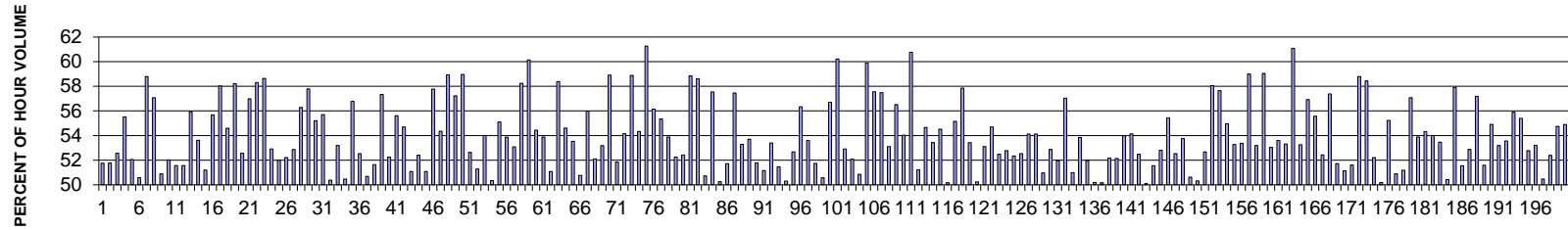
MO	DY	YR	DAY OF WK	HR	HR VOL	PERCENT OF AADT	HOUR NUMBER	AADT	NORTH VOLUME	SOUTH VOLUME	PERCENT NORTH IS OF TOTAL VOLUME	PERCENT SOUTH IS OF TOTAL VOLUME
9	21	2014	1	14	501	9.51	176	5270	223	278	44.51	55.49
10	2	2014	5	17	501	9.51	177	5270	297	204	59.28	40.72
10	2	2014	5	18	501	9.51	178	5270	321	180	64.07	35.93
10	4	2014	7	11	501	9.51	179	5270	226	275	45.11	54.89
10	17	2014	6	13	501	9.51	180	5270	220	281	43.91	56.09
6	5	2014	5	17	500	9.49	181	5270	293	207	58.60	41.40
6	20	2014	6	12	500	9.49	182	5270	236	264	47.20	52.80
7	2	2014	4	16	500	9.49	183	5270	284	216	56.80	43.20
7	17	2014	5	14	500	9.49	184	5270	253	247	50.60	49.40
8	11	2014	2	14	500	9.49	185	5270	237	263	47.40	52.60
8	12	2014	3	16	500	9.49	186	5270	285	215	57.00	43.00
9	4	2014	5	17	500	9.49	187	5270	319	181	63.80	36.20
10	1	2014	4	15	500	9.49	188	5270	268	232	53.60	46.40
4	18	2014	6	14	499	9.47	189	5270	249	250	49.90	50.10
6	6	2014	6	18	499	9.47	190	5270	311	188	62.32	37.68
6	27	2014	6	12	499	9.47	191	5270	200	299	40.08	59.92
7	1	2014	3	14	499	9.47	192	5270	267	232	53.51	46.49
8	5	2014	3	17	499	9.47	193	5270	289	210	57.92	42.08
9	3	2014	4	14	499	9.47	194	5270	223	276	44.69	55.31
9	8	2014	2	12	499	9.47	195	5270	221	278	44.29	55.71
9	24	2014	4	13	499	9.47	196	5270	231	268	46.29	53.71
10	4	2014	7	14	499	9.47	197	5270	274	225	54.91	45.09
10	13	2014	2	16	499	9.47	198	5270	292	207	58.52	41.48
10	18	2014	7	12	499	9.47	199	5270	213	286	42.69	57.31
7	11	2014	6	14	498	9.45	200	5270	222	276	44.58	55.42

**SR 101 MP 254.35 PORT ANGELES ADC SITE R069
K FOR PEAK 200 HOURS OF 2014**



AADT= 21710 K 30 FACTOR= 10.11 K 100 FACTOR= 9.72 K 200 FACTOR= 9.25 D 30 FACTOR= 55.20

**SR 101 MP 254.35 PORT ANGELES ADC SITE R069
D % IN THE PEAK 200 HOURS OF 2014**



MO	DY	YR	DAY OF WK	HR	HR VOL	PERCENT OF AADT	HOUR NUMBER	AADT	EAST VOLUME	WEST VOLUME	PERCENT EAST IS OF TOTAL VOLUME	PERCENT WEST IS OF TOTAL VOLUME
8	1	2014	6	17	2361	10.88	1	21710	1222	1139	51.76	48.24
7	11	2014	6	18	2351	10.83	2	21710	1217	1134	51.77	48.23
9	12	2014	6	17	2311	10.64	3	21710	1215	1096	52.57	47.43
8	1	2014	6	18	2306	10.62	4	21710	1280	1026	55.51	44.49
7	18	2014	6	18	2291	10.55	5	21710	1193	1098	52.07	47.93
8	15	2014	6	17	2287	10.53	6	21710	1130	1157	49.41	50.59
8	5	2014	3	18	2286	10.53	7	21710	1344	942	58.79	41.21
7	16	2014	4	18	2285	10.53	8	21710	1304	981	57.07	42.93
7	18	2014	6	17	2281	10.51	9	21710	1120	1161	49.10	50.90
7	25	2014	6	17	2274	10.47	10	21710	1183	1091	52.02	47.98
9	5	2014	6	17	2267	10.44	11	21710	1169	1098	51.57	48.43

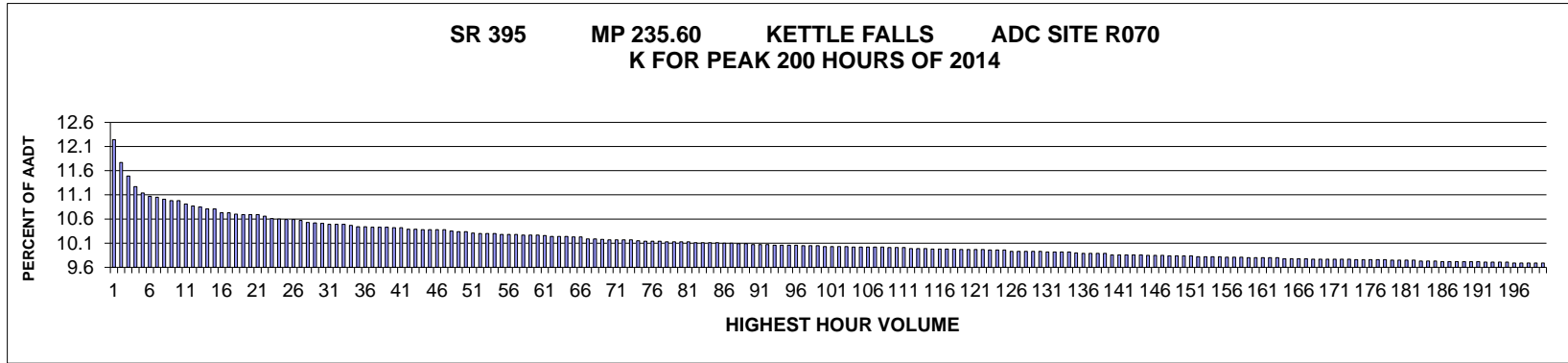
MO	DY	YR	DAY OF WK	HR	HR VOL	PERCENT OF AADT	HOUR NUMBER	AADT	EAST VOLUME	WEST VOLUME	PERCENT EAST IS OF TOTAL VOLUME	PERCENT WEST IS OF TOTAL VOLUME
7	3	2014	5	16	2265	10.43	12	21710	1097	1168	48.43	51.57
8	7	2014	5	18	2260	10.41	13	21710	1264	996	55.93	44.07
7	25	2014	6	18	2253	10.38	14	21710	1208	1045	53.62	46.38
8	8	2014	6	17	2244	10.34	15	21710	1095	1149	48.80	51.20
7	24	2014	5	18	2229	10.27	16	21710	1241	988	55.68	44.32
8	21	2014	5	18	2223	10.24	17	21710	1290	933	58.03	41.97
8	8	2014	6	18	2218	10.22	18	21710	1211	1007	54.60	45.40
9	5	2014	6	18	2216	10.21	19	21710	1290	926	58.21	41.79
6	13	2014	6	17	2214	10.20	20	21710	1164	1050	52.57	47.43
7	2	2014	4	18	2213	10.19	21	21710	1261	952	56.98	43.02
9	12	2014	6	18	2207	10.17	22	21710	1287	920	58.31	41.69
8	27	2014	4	18	2200	10.13	23	21710	1290	910	58.64	41.36
8	29	2014	6	17	2200	10.13	24	21710	1164	1036	52.91	47.09
9	4	2014	5	17	2200	10.13	25	21710	1144	1056	52.00	48.00
7	3	2014	5	18	2199	10.13	26	21710	1148	1051	52.21	47.79
7	31	2014	5	17	2196	10.12	27	21710	1161	1035	52.87	47.13
8	28	2014	5	17	2196	10.12	28	21710	1236	960	56.28	43.72
8	6	2014	4	18	2194	10.11	29	21710	1268	926	57.79	42.21
8	20	2014	4	18	2194	10.11	30	21710	1211	983	55.20	44.80
8	22	2014	6	18	2192	10.10	31	21710	1221	971	55.70	44.30
8	15	2014	6	16	2191	10.09	32	21710	1104	1087	50.39	49.61
8	5	2014	3	17	2190	10.09	33	21710	1165	1025	53.20	46.80
9	5	2014	6	16	2185	10.06	34	21710	1082	1103	49.52	50.48
7	9	2014	4	18	2184	10.06	35	21710	1240	944	56.78	43.22
8	21	2014	5	17	2183	10.06	36	21710	1147	1036	52.54	47.46
7	11	2014	6	17	2182	10.05	37	21710	1076	1106	49.31	50.69
7	24	2014	5	17	2182	10.05	38	21710	1127	1055	51.65	48.35
7	17	2014	5	18	2180	10.04	39	21710	1250	930	57.34	42.66
8	1	2014	6	16	2178	10.03	40	21710	1138	1040	52.25	47.75
8	27	2014	4	17	2176	10.02	41	21710	1210	966	55.61	44.39
8	29	2014	6	18	2176	10.02	42	21710	1190	986	54.69	45.31
7	3	2014	5	17	2175	10.02	43	21710	1111	1064	51.08	48.92
8	22	2014	6	15	2175	10.02	44	21710	1035	1140	47.59	52.41
9	19	2014	6	17	2175	10.02	45	21710	1111	1064	51.08	48.92
7	1	2014	3	18	2174	10.01	46	21710	1256	918	57.77	42.23
8	7	2014	5	17	2173	10.01	47	21710	1181	992	54.35	45.65
7	8	2014	3	18	2172	10.00	48	21710	1280	892	58.93	41.07
8	14	2014	5	18	2172	10.00	49	21710	1243	929	57.23	42.77
7	29	2014	3	18	2171	10.00	50	21710	1280	891	58.96	41.04
8	19	2014	3	17	2170	10.00	51	21710	1142	1028	52.63	47.37
8	22	2014	6	17	2170	10.00	52	21710	1113	1057	51.29	48.71

MO	DY	YR	DAY OF WK	HR	HR VOL	PERCENT OF AADT	HOUR NUMBER	AADT	EAST VOLUME	WEST VOLUME	PERCENT EAST IS OF TOTAL VOLUME	PERCENT WEST IS OF TOTAL VOLUME
7	17	2014	5	17	2169	9.99	53	21710	1171	998	53.99	46.01
8	1	2014	6	13	2169	9.99	54	21710	1077	1092	49.65	50.35
8	26	2014	3	17	2165	9.97	55	21710	1193	972	55.10	44.90
10	3	2014	6	17	2159	9.94	56	21710	1163	996	53.87	46.13
10	10	2014	6	17	2157	9.94	57	21710	1145	1012	53.08	46.92
8	15	2014	6	18	2155	9.93	58	21710	1255	900	58.24	41.76
8	26	2014	3	18	2155	9.93	59	21710	1296	859	60.14	39.86
7	29	2014	3	17	2151	9.91	60	21710	1171	980	54.44	45.56
7	30	2014	4	16	2151	9.91	61	21710	1159	992	53.88	46.12
8	14	2014	5	17	2149	9.90	62	21710	1098	1051	51.09	48.91
8	12	2014	3	18	2148	9.89	63	21710	1254	894	58.38	41.62
8	25	2014	2	17	2146	9.88	64	21710	1172	974	54.61	45.39
9	16	2014	3	17	2144	9.88	65	21710	1148	996	53.54	46.46
8	29	2014	6	16	2143	9.87	66	21710	1055	1088	49.23	50.77
6	3	2014	3	18	2142	9.87	67	21710	1199	943	55.98	44.02
7	25	2014	6	16	2142	9.87	68	21710	1116	1026	52.10	47.90
8	7	2014	5	16	2140	9.86	69	21710	1138	1002	53.18	46.82
7	31	2014	5	18	2136	9.84	70	21710	1258	878	58.90	41.10
7	10	2014	5	17	2135	9.83	71	21710	1107	1028	51.85	48.15
7	1	2014	3	17	2133	9.82	72	21710	1155	978	54.15	45.85
7	30	2014	4	18	2133	9.82	73	21710	1256	877	58.88	41.12
8	4	2014	2	17	2133	9.82	74	21710	1159	974	54.34	45.66
8	4	2014	2	18	2132	9.82	75	21710	1306	826	61.26	38.74
9	19	2014	6	18	2132	9.82	76	21710	1197	935	56.14	43.86
11	14	2014	6	17	2130	9.81	77	21710	1179	951	55.35	44.65
7	30	2014	4	17	2129	9.81	78	21710	1147	982	53.88	46.12
7	25	2014	6	15	2128	9.80	79	21710	1016	1112	47.74	52.26
7	9	2014	4	17	2127	9.80	80	21710	1115	1012	52.42	47.58
7	15	2014	3	18	2126	9.79	81	21710	1251	875	58.84	41.16
8	11	2014	2	18	2126	9.79	82	21710	1246	880	58.61	41.39
6	27	2014	6	17	2125	9.79	83	21710	1078	1047	50.73	49.27
7	10	2014	5	18	2125	9.79	84	21710	1223	902	57.55	42.45
8	1	2014	6	15	2125	9.79	85	21710	1057	1068	49.74	50.26
8	4	2014	2	16	2123	9.78	86	21710	1098	1025	51.72	48.28
8	28	2014	5	18	2122	9.77	87	21710	1219	903	57.45	42.55
8	6	2014	4	17	2121	9.77	88	21710	1130	991	53.28	46.72
9	11	2014	5	17	2121	9.77	89	21710	1139	982	53.70	46.30
7	11	2014	6	16	2118	9.76	90	21710	1021	1097	48.21	51.79
10	10	2014	6	16	2117	9.75	91	21710	1083	1034	51.16	48.84
8	18	2014	2	17	2116	9.75	92	21710	1130	986	53.40	46.60
8	22	2014	6	16	2116	9.75	93	21710	1027	1089	48.53	51.47

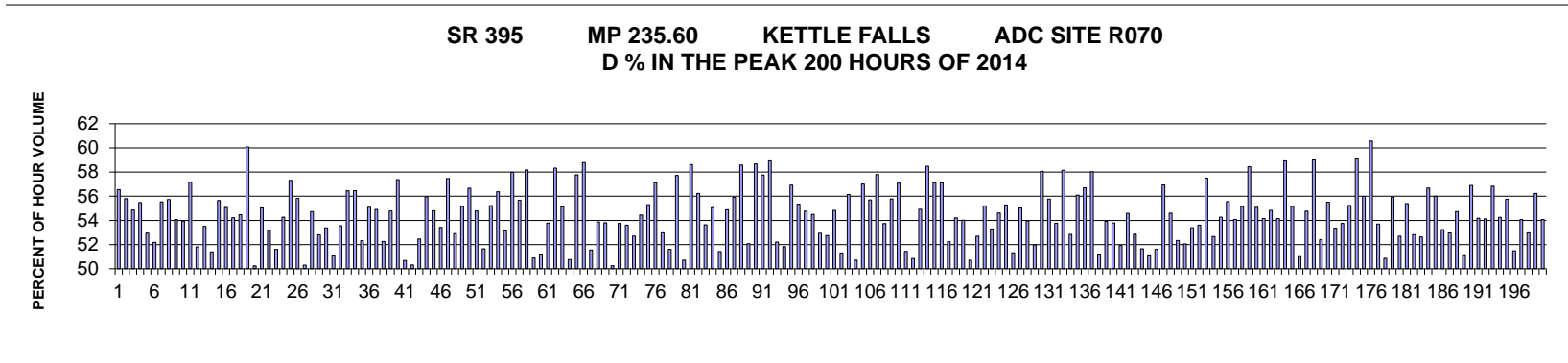
MO	DY	YR	DAY OF WK	HR	HR VOL	PERCENT OF AADT	HOUR NUMBER	AADT	EAST VOLUME	WEST VOLUME	PERCENT EAST IS OF TOTAL VOLUME	PERCENT WEST IS OF TOTAL VOLUME
7	3	2014	5	15	2115	9.74	94	21710	1064	1051	50.31	49.69
8	12	2014	3	17	2115	9.74	95	21710	1114	1001	52.67	47.33
6	6	2014	6	18	2114	9.74	96	21710	1191	923	56.34	43.66
7	22	2014	3	17	2112	9.73	97	21710	1132	980	53.60	46.40
8	8	2014	6	16	2112	9.73	98	21710	1093	1019	51.75	48.25
8	15	2014	6	15	2112	9.73	99	21710	1068	1044	50.57	49.43
7	22	2014	3	18	2111	9.72	100	21710	1197	914	56.70	43.30
8	19	2014	3	18	2111	9.72	101	21710	1271	840	60.21	39.79
8	8	2014	6	15	2109	9.71	102	21710	993	1116	47.08	52.92
6	6	2014	6	17	2108	9.71	103	21710	1098	1010	52.09	47.91
7	11	2014	6	15	2108	9.71	104	21710	1036	1072	49.15	50.85
8	25	2014	2	18	2107	9.71	105	21710	1262	845	59.90	40.10
7	14	2014	2	18	2102	9.68	106	21710	1210	892	57.56	42.44
8	13	2014	4	18	2098	9.66	107	21710	1206	892	57.48	42.52
9	25	2014	5	17	2098	9.66	108	21710	1114	984	53.10	46.90
9	3	2014	4	18	2097	9.66	109	21710	1185	912	56.51	43.49
6	4	2014	4	17	2095	9.65	110	21710	1132	963	54.03	45.97
8	18	2014	2	18	2095	9.65	111	21710	1273	822	60.76	39.24
7	2	2014	4	17	2093	9.64	112	21710	1072	1021	51.22	48.78
7	8	2014	3	17	2093	9.64	113	21710	1144	949	54.66	45.34
6	25	2014	4	17	2092	9.64	114	21710	1118	974	53.44	46.56
6	26	2014	5	17	2089	9.62	115	21710	1139	950	54.52	45.48
8	29	2014	6	15	2089	9.62	116	21710	1041	1048	49.83	50.17
9	3	2014	4	17	2089	9.62	117	21710	1152	937	55.15	44.85
10	10	2014	6	18	2088	9.62	118	21710	1208	880	57.85	42.15
8	20	2014	4	16	2085	9.60	119	21710	1114	971	53.43	46.57
7	25	2014	6	13	2084	9.60	120	21710	1037	1047	49.76	50.24
7	15	2014	3	17	2083	9.59	121	21710	1106	977	53.10	46.90
6	5	2014	5	17	2081	9.59	122	21710	1138	943	54.69	45.31
9	9	2014	3	17	2079	9.58	123	21710	1091	988	52.48	47.52
8	28	2014	5	16	2077	9.57	124	21710	1096	981	52.77	47.23
7	23	2014	4	17	2075	9.56	125	21710	1086	989	52.34	47.66
10	17	2014	6	17	2075	9.56	126	21710	1090	985	52.53	47.47
4	18	2014	6	17	2073	9.55	127	21710	1122	951	54.12	45.88
8	5	2014	3	16	2073	9.55	128	21710	1122	951	54.12	45.88
8	29	2014	6	13	2072	9.54	129	21710	1056	1016	50.97	49.03
9	11	2014	5	16	2069	9.53	130	21710	1094	975	52.88	47.12
9	12	2014	6	15	2069	9.53	131	21710	1075	994	51.96	48.04
6	27	2014	6	18	2067	9.52	132	21710	1179	888	57.04	42.96
7	3	2014	5	13	2067	9.52	133	21710	1013	1054	49.01	50.99
11	7	2014	6	17	2067	9.52	134	21710	1113	954	53.85	46.15

MO	DY	YR	DAY OF WK	HR	HR VOL	PERCENT OF AADT	HOUR NUMBER	AADT	EAST VOLUME	WEST VOLUME	PERCENT EAST IS OF TOTAL VOLUME	PERCENT WEST IS OF TOTAL VOLUME
8	1	2014	6	14	2066	9.52	135	21710	992	1074	48.02	51.98
8	15	2014	6	14	2064	9.51	136	21710	1036	1028	50.19	49.81
8	2	2014	7	15	2063	9.50	137	21710	1035	1028	50.17	49.83
8	22	2014	6	13	2063	9.50	138	21710	1076	987	52.16	47.84
6	24	2014	3	17	2060	9.49	139	21710	1074	986	52.14	47.86
7	14	2014	2	17	2060	9.49	140	21710	1112	948	53.98	46.02
9	15	2014	2	17	2060	9.49	141	21710	1115	945	54.13	45.87
10	9	2014	5	17	2060	9.49	142	21710	1081	979	52.48	47.52
9	12	2014	6	16	2058	9.48	143	21710	1031	1027	50.10	49.90
9	19	2014	6	15	2058	9.48	144	21710	1061	997	51.55	48.45
10	3	2014	6	16	2058	9.48	145	21710	1087	971	52.82	47.18
6	25	2014	4	18	2056	9.47	146	21710	1140	916	55.45	44.55
6	6	2014	6	16	2054	9.46	147	21710	1079	975	52.53	47.47
8	2	2014	7	13	2054	9.46	148	21710	950	1104	46.25	53.75
6	13	2014	6	16	2052	9.45	149	21710	1013	1039	49.37	50.63
9	4	2014	5	16	2051	9.45	150	21710	1019	1032	49.68	50.32
8	18	2014	2	16	2050	9.44	151	21710	1080	970	52.68	47.32
9	16	2014	3	18	2050	9.44	152	21710	1190	860	58.05	41.95
9	10	2014	4	18	2049	9.44	153	21710	1181	868	57.64	42.36
10	16	2014	5	17	2049	9.44	154	21710	1126	923	54.95	45.05
8	11	2014	2	16	2048	9.43	155	21710	1091	957	53.27	46.73
8	11	2014	2	17	2048	9.43	156	21710	1093	955	53.37	46.63
8	2	2014	7	12	2046	9.42	157	21710	839	1207	41.01	58.99
8	3	2014	1	13	2045	9.42	158	21710	1088	957	53.20	46.80
6	30	2014	2	18	2044	9.42	159	21710	1207	837	59.05	40.95
6	27	2014	6	16	2042	9.41	160	21710	1083	959	53.04	46.96
9	2	2014	3	17	2041	9.40	161	21710	1094	947	53.60	46.40
9	18	2014	5	17	2041	9.40	162	21710	1088	953	53.31	46.69
9	4	2014	5	18	2040	9.40	163	21710	1246	794	61.08	38.92
10	24	2014	6	17	2039	9.39	164	21710	1086	953	53.26	46.74
7	23	2014	4	18	2038	9.39	165	21710	1160	878	56.92	43.08
8	16	2014	7	13	2037	9.38	166	21710	905	1132	44.43	55.57
7	3	2014	5	14	2033	9.36	167	21710	1066	967	52.43	47.57
9	9	2014	3	18	2032	9.36	168	21710	1166	866	57.38	42.62
7	18	2014	6	16	2030	9.35	169	21710	980	1050	48.28	51.72
8	22	2014	6	14	2030	9.35	170	21710	992	1038	48.87	51.13
8	20	2014	4	17	2029	9.35	171	21710	1047	982	51.60	48.40
6	4	2014	4	18	2026	9.33	172	21710	1191	835	58.79	41.21
6	26	2014	5	18	2026	9.33	173	21710	1184	842	58.44	41.56
7	16	2014	4	17	2026	9.33	174	21710	1058	968	52.22	47.78
8	15	2014	6	13	2026	9.33	175	21710	1017	1009	50.20	49.80

MO	DY	YR	DAY OF WK	HR	HR VOL	PERCENT OF AADT	HOUR NUMBER	AADT	EAST VOLUME	WEST VOLUME	PERCENT EAST IS OF TOTAL VOLUME	PERCENT WEST IS OF TOTAL VOLUME
10	6	2014	2	17	2026	9.33	176	21710	1119	907	55.23	44.77
8	13	2014	4	17	2024	9.32	177	21710	1030	994	50.89	49.11
9	5	2014	6	15	2024	9.32	178	21710	1036	988	51.19	48.81
9	11	2014	5	18	2024	9.32	179	21710	1155	869	57.07	42.93
2	28	2014	6	17	2023	9.32	180	21710	1090	933	53.88	46.12
9	8	2014	2	17	2023	9.32	181	21710	1099	924	54.33	45.67
6	3	2014	3	17	2022	9.31	182	21710	1092	930	54.01	45.99
7	18	2014	6	14	2022	9.31	183	21710	1081	941	53.46	46.54
7	9	2014	4	16	2019	9.30	184	21710	1001	1018	49.58	50.42
7	7	2014	2	18	2017	9.29	185	21710	1168	849	57.91	42.09
8	26	2014	3	16	2017	9.29	186	21710	1040	977	51.56	48.44
2	14	2014	6	17	2016	9.29	187	21710	1066	950	52.88	47.12
6	24	2014	3	18	2016	9.29	188	21710	1153	863	57.19	42.81
8	8	2014	6	13	2016	9.29	189	21710	1040	976	51.59	48.41
9	25	2014	5	18	2016	9.29	190	21710	1107	909	54.91	45.09
11	18	2014	3	17	2015	9.28	191	21710	1072	943	53.20	46.80
10	14	2014	3	17	2014	9.28	192	21710	1079	935	53.57	46.43
8	9	2014	7	13	2013	9.27	193	21710	888	1125	44.11	55.89
10	2	2014	5	17	2013	9.27	194	21710	1115	898	55.39	44.61
8	6	2014	4	16	2012	9.27	195	21710	1062	950	52.78	47.22
6	11	2014	4	17	2011	9.26	196	21710	1070	941	53.21	46.79
9	20	2014	7	13	2011	9.26	197	21710	996	1015	49.53	50.47
9	10	2014	4	16	2010	9.26	198	21710	1053	957	52.39	47.61
4	11	2014	6	17	2009	9.25	199	21710	1100	909	54.75	45.25
7	21	2014	2	17	2009	9.25	200	21710	1103	906	54.90	45.10



AADT= 7614 K 30 FACTOR= 10.51 K 100 FACTOR= 10.03 K 200 FACTOR= 9.69 D 30 FACTOR= 53.38



MO	DY	YR	DAY OF WK	HR	HR VOL	PERCENT OF AADT	HOUR NUMBER	AADT	NORTH VOLUME	SOUTH VOLUME	PERCENT NORTH IS OF TOTAL VOLUME	PERCENT SOUTH IS OF TOTAL VOLUME
7	3	2014	5	16	932	12.24	1	7614	527	405	56.55	43.45
7	3	2014	5	15	896	11.77	2	7614	500	396	55.80	44.20
8	29	2014	6	16	875	11.49	3	7614	480	395	54.86	45.14
8	1	2014	6	15	858	11.27	4	7614	476	382	55.48	44.52
7	1	2014	3	16	848	11.14	5	7614	449	399	52.95	47.05
6	5	2014	5	17	843	11.07	6	7614	440	403	52.19	47.81
7	2	2014	4	16	841	11.05	7	7614	467	374	55.53	44.47
10	10	2014	6	16	838	11.01	8	7614	467	371	55.73	44.27
8	1	2014	6	14	836	10.98	9	7614	452	384	54.07	45.93
10	3	2014	6	16	836	10.98	10	7614	451	385	53.95	46.05
8	1	2014	6	16	831	10.91	11	7614	475	356	57.16	42.84

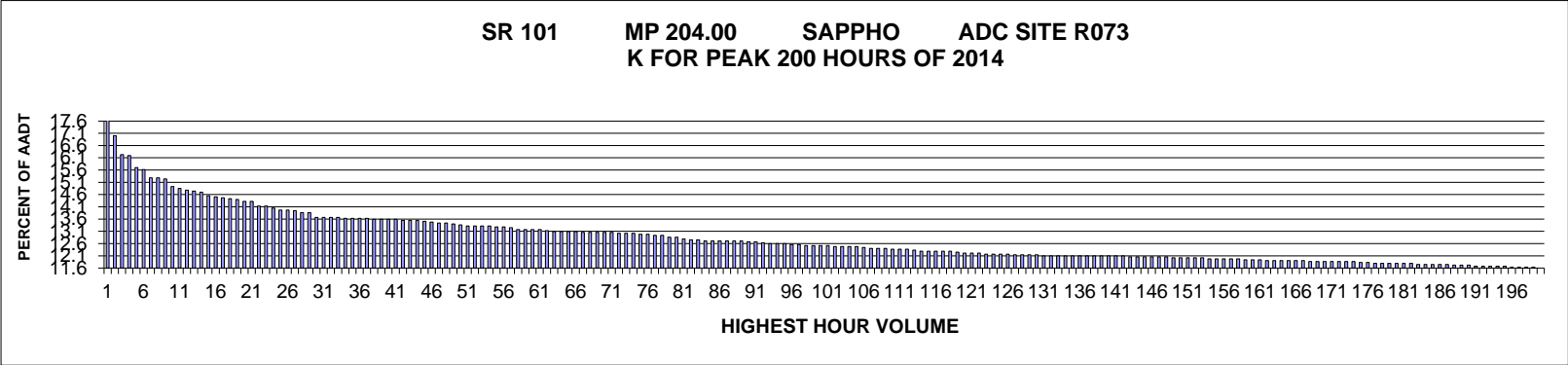
MO	DY	YR	DAY OF WK	HR	HR VOL	PERCENT OF AADT	HOUR NUMBER	AADT	NORTH VOLUME	SOUTH VOLUME	PERCENT NORTH IS OF TOTAL VOLUME	PERCENT SOUTH IS OF TOTAL VOLUME
10	4	2014	7	13	828	10.87	12	7614	399	429	48.19	51.81
10	3	2014	6	14	826	10.85	13	7614	442	384	53.51	46.49
8	1	2014	6	13	823	10.81	14	7614	400	423	48.60	51.40
8	8	2014	6	17	823	10.81	15	7614	458	365	55.65	44.35
6	6	2014	6	15	817	10.73	16	7614	450	367	55.08	44.92
9	19	2014	6	16	817	10.73	17	7614	443	374	54.22	45.78
7	1	2014	3	17	815	10.70	18	7614	444	371	54.48	45.52
7	2	2014	4	17	814	10.69	19	7614	489	325	60.07	39.93
9	26	2014	6	16	814	10.69	20	7614	405	409	49.75	50.25
10	2	2014	5	17	814	10.69	21	7614	448	366	55.04	44.96
7	25	2014	6	17	812	10.66	22	7614	432	380	53.20	46.80
7	3	2014	5	13	808	10.61	23	7614	391	417	48.39	51.61
10	3	2014	6	15	807	10.60	24	7614	438	369	54.28	45.72
6	12	2014	5	17	806	10.59	25	7614	462	344	57.32	42.68
6	20	2014	6	16	806	10.59	26	7614	450	356	55.83	44.17
5	30	2014	6	16	805	10.57	27	7614	400	405	49.69	50.31
9	5	2014	6	16	802	10.53	28	7614	439	363	54.74	45.26
7	3	2014	5	14	801	10.52	29	7614	423	378	52.81	47.19
5	23	2014	6	16	800	10.51	30	7614	427	373	53.38	46.63
5	2	2014	6	16	799	10.49	31	7614	408	391	51.06	48.94
9	5	2014	6	15	799	10.49	32	7614	428	371	53.57	46.43
10	9	2014	5	17	799	10.49	33	7614	451	348	56.45	43.55
7	8	2014	3	17	797	10.47	34	7614	450	347	56.46	43.54
9	5	2014	6	14	795	10.44	35	7614	416	379	52.33	47.67
10	9	2014	5	16	795	10.44	36	7614	438	357	55.09	44.91
8	8	2014	6	15	794	10.43	37	7614	436	358	54.91	45.09
9	4	2014	5	17	794	10.43	38	7614	415	379	52.27	47.73
10	4	2014	7	14	794	10.43	39	7614	359	435	45.21	54.79
10	7	2014	3	17	793	10.42	40	7614	455	338	57.38	42.62
10	17	2014	6	15	793	10.42	41	7614	402	391	50.69	49.31
5	22	2014	5	16	791	10.39	42	7614	393	398	49.68	50.32
11	7	2014	6	16	791	10.39	43	7614	415	376	52.47	47.53
5	30	2014	6	17	790	10.38	44	7614	442	348	55.95	44.05
7	11	2014	6	14	790	10.38	45	7614	433	357	54.81	45.19
7	25	2014	6	14	790	10.38	46	7614	422	368	53.42	46.58
12	3	2014	4	16	790	10.38	47	7614	454	336	57.47	42.53
12	23	2014	3	16	788	10.35	48	7614	417	371	52.92	47.08
8	15	2014	6	16	787	10.34	49	7614	434	353	55.15	44.85
8	29	2014	6	15	787	10.34	50	7614	446	341	56.67	43.33
9	17	2014	4	17	785	10.31	51	7614	430	355	54.78	45.22
5	21	2014	4	16	784	10.30	52	7614	405	379	51.66	48.34

MO	DY	YR	DAY OF WK	HR	HR VOL	PERCENT OF AADT	HOUR NUMBER	AADT	NORTH VOLUME	SOUTH VOLUME	PERCENT NORTH IS OF TOTAL VOLUME	PERCENT SOUTH IS OF TOTAL VOLUME
7	25	2014	6	16	784	10.30	53	7614	433	351	55.23	44.77
10	30	2014	5	17	784	10.30	54	7614	442	342	56.38	43.62
6	6	2014	6	14	783	10.28	55	7614	416	367	53.13	46.87
7	25	2014	6	15	783	10.28	56	7614	454	329	57.98	42.02
9	25	2014	5	17	783	10.28	57	7614	436	347	55.68	44.32
7	17	2014	5	17	782	10.27	58	7614	455	327	58.18	41.82
8	29	2014	6	13	782	10.27	59	7614	398	384	50.90	49.10
10	4	2014	7	15	782	10.27	60	7614	382	400	48.85	51.15
10	10	2014	6	15	781	10.26	61	7614	420	361	53.78	46.22
8	4	2014	2	17	780	10.24	62	7614	455	325	58.33	41.67
8	27	2014	4	17	780	10.24	63	7614	430	350	55.13	44.87
10	31	2014	6	17	780	10.24	64	7614	396	384	50.77	49.23
6	11	2014	4	17	779	10.23	65	7614	450	329	57.77	42.23
10	10	2014	6	17	779	10.23	66	7614	458	321	58.79	41.21
9	4	2014	5	16	776	10.19	67	7614	400	376	51.55	48.45
10	17	2014	6	16	776	10.19	68	7614	418	358	53.87	46.13
10	16	2014	5	16	775	10.18	69	7614	417	358	53.81	46.19
5	16	2014	6	16	774	10.17	70	7614	385	389	49.74	50.26
7	30	2014	4	17	774	10.17	71	7614	416	358	53.75	46.25
9	10	2014	4	16	774	10.17	72	7614	415	359	53.62	46.38
9	25	2014	5	16	774	10.17	73	7614	408	366	52.71	47.29
10	6	2014	2	17	773	10.15	74	7614	421	352	54.46	45.54
6	3	2014	3	17	772	10.14	75	7614	427	345	55.31	44.69
8	14	2014	5	17	772	10.14	76	7614	441	331	57.12	42.88
10	31	2014	6	16	772	10.14	77	7614	409	363	52.98	47.02
6	4	2014	4	16	771	10.13	78	7614	398	373	51.62	48.38
7	22	2014	3	17	771	10.13	79	7614	445	326	57.72	42.28
8	1	2014	6	12	771	10.13	80	7614	380	391	49.29	50.71
10	3	2014	6	17	771	10.13	81	7614	452	319	58.63	41.37
6	10	2014	3	17	770	10.11	82	7614	433	337	56.23	43.77
7	16	2014	4	17	770	10.11	83	7614	413	357	53.64	46.36
8	5	2014	3	17	770	10.11	84	7614	424	346	55.06	44.94
9	12	2014	6	16	770	10.11	85	7614	396	374	51.43	48.57
7	2	2014	4	15	769	10.10	86	7614	422	347	54.88	45.12
7	31	2014	5	17	769	10.10	87	7614	430	339	55.92	44.08
8	22	2014	6	16	768	10.09	88	7614	450	318	58.59	41.41
9	12	2014	6	15	768	10.09	89	7614	400	368	52.08	47.92
7	1	2014	3	15	767	10.07	90	7614	450	317	58.67	41.33
8	7	2014	5	17	767	10.07	91	7614	443	324	57.76	42.24
9	26	2014	6	17	767	10.07	92	7614	452	315	58.93	41.07
6	5	2014	5	16	766	10.06	93	7614	400	366	52.22	47.78

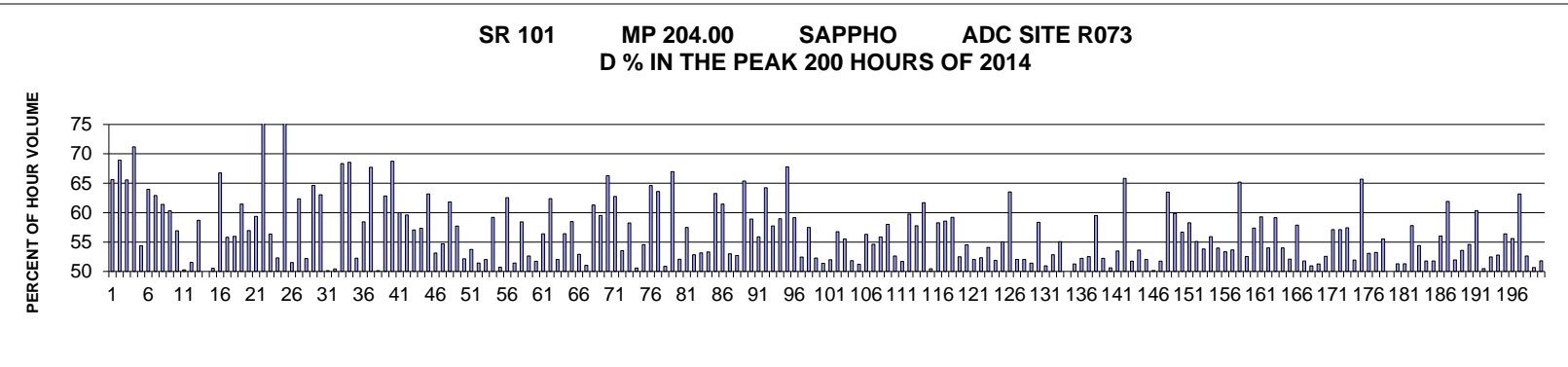
MO	DY	YR	DAY OF WK	HR	HR VOL	PERCENT OF AADT	HOUR NUMBER	AADT	NORTH VOLUME	SOUTH VOLUME	PERCENT NORTH IS OF TOTAL VOLUME	PERCENT SOUTH IS OF TOTAL VOLUME
6	13	2014	6	13	766	10.06	94	7614	397	369	51.83	48.17
8	27	2014	4	16	766	10.06	95	7614	436	330	56.92	43.08
9	10	2014	4	17	766	10.06	96	7614	424	342	55.35	44.65
6	6	2014	6	16	765	10.05	97	7614	419	346	54.77	45.23
9	15	2014	2	17	765	10.05	98	7614	417	348	54.51	45.49
10	1	2014	4	16	765	10.05	99	7614	405	360	52.94	47.06
6	7	2014	7	14	764	10.03	100	7614	361	403	47.25	52.75
7	23	2014	4	16	764	10.03	101	7614	419	345	54.84	45.16
8	2	2014	7	12	764	10.03	102	7614	392	372	51.31	48.69
10	1	2014	4	17	764	10.03	103	7614	429	335	56.15	43.85
5	16	2014	6	15	763	10.02	104	7614	387	376	50.72	49.28
6	2	2014	2	17	763	10.02	105	7614	435	328	57.01	42.99
6	23	2014	2	15	763	10.02	106	7614	425	338	55.70	44.30
9	18	2014	5	17	763	10.02	107	7614	441	322	57.80	42.20
9	22	2014	2	16	763	10.02	108	7614	410	353	53.74	46.26
7	15	2014	3	17	762	10.01	109	7614	425	337	55.77	44.23
8	1	2014	6	17	762	10.01	110	7614	435	327	57.09	42.91
9	19	2014	6	14	762	10.01	111	7614	370	392	48.56	51.44
6	11	2014	4	16	761	9.99	112	7614	387	374	50.85	49.15
8	6	2014	4	17	761	9.99	113	7614	418	343	54.93	45.07
11	13	2014	5	17	761	9.99	114	7614	445	316	58.48	41.52
6	6	2014	6	17	760	9.98	115	7614	434	326	57.11	42.89
6	13	2014	6	17	760	9.98	116	7614	434	326	57.11	42.89
7	22	2014	3	16	760	9.98	117	7614	397	363	52.24	47.76
8	22	2014	6	15	760	9.98	118	7614	412	348	54.21	45.79
8	4	2014	2	16	759	9.97	119	7614	410	349	54.02	45.98
8	22	2014	6	14	759	9.97	120	7614	385	374	50.72	49.28
9	17	2014	4	16	759	9.97	121	7614	400	359	52.70	47.30
9	19	2014	6	15	759	9.97	122	7614	419	340	55.20	44.80
6	12	2014	5	16	758	9.96	123	7614	404	354	53.30	46.70
7	10	2014	5	17	758	9.96	124	7614	414	344	54.62	45.38
11	7	2014	6	17	758	9.96	125	7614	419	339	55.28	44.72
5	9	2014	6	16	756	9.93	126	7614	388	368	51.32	48.68
9	5	2014	6	17	756	9.93	127	7614	416	340	55.03	44.97
9	18	2014	5	16	756	9.93	128	7614	408	348	53.97	46.03
10	30	2014	5	16	756	9.93	129	7614	393	363	51.98	48.02
11	4	2014	3	17	756	9.93	130	7614	439	317	58.07	41.93
6	25	2014	4	17	755	9.92	131	7614	421	334	55.76	44.24
7	18	2014	6	16	755	9.92	132	7614	406	349	53.77	46.23
10	8	2014	4	17	755	9.92	133	7614	439	316	58.15	41.85
10	17	2014	6	17	755	9.92	134	7614	399	356	52.85	47.15

MO	DY	YR	DAY OF WK	HR	HR VOL	PERCENT OF AADT	HOUR NUMBER	AADT	NORTH VOLUME	SOUTH VOLUME	PERCENT NORTH IS OF TOTAL VOLUME	PERCENT SOUTH IS OF TOTAL VOLUME
8	21	2014	5	17	754	9.90	135	7614	423	331	56.10	43.90
7	11	2014	6	17	753	9.89	136	7614	427	326	56.71	43.29
7	30	2014	4	16	753	9.89	137	7614	437	316	58.03	41.97
10	29	2014	4	16	753	9.89	138	7614	385	368	51.13	48.87
11	5	2014	4	16	753	9.89	139	7614	406	347	53.92	46.08
6	20	2014	6	15	751	9.86	140	7614	404	347	53.79	46.21
7	25	2014	6	13	751	9.86	141	7614	390	361	51.93	48.07
8	1	2014	6	11	751	9.86	142	7614	341	410	45.41	54.59
8	13	2014	4	16	751	9.86	143	7614	397	354	52.86	47.14
8	18	2014	2	16	751	9.86	144	7614	388	363	51.66	48.34
5	30	2014	6	15	750	9.85	145	7614	383	367	51.07	48.93
6	23	2014	2	17	750	9.85	146	7614	387	363	51.60	48.40
11	12	2014	4	17	750	9.85	147	7614	427	323	56.93	43.07
7	2	2014	4	14	749	9.84	148	7614	409	340	54.61	45.39
7	3	2014	5	11	749	9.84	149	7614	357	392	47.66	52.34
7	31	2014	5	16	749	9.84	150	7614	390	359	52.07	47.93
11	7	2014	6	15	749	9.84	151	7614	400	349	53.40	46.60
6	30	2014	2	17	748	9.82	152	7614	401	347	53.61	46.39
7	24	2014	5	17	748	9.82	153	7614	430	318	57.49	42.51
9	12	2014	6	17	748	9.82	154	7614	394	354	52.67	47.33
10	15	2014	4	16	748	9.82	155	7614	406	342	54.28	45.72
9	2	2014	3	16	747	9.81	156	7614	415	332	55.56	44.44
9	19	2014	6	17	747	9.81	157	7614	404	343	54.08	45.92
9	26	2014	6	15	747	9.81	158	7614	412	335	55.15	44.85
5	22	2014	5	17	746	9.80	159	7614	436	310	58.45	41.55
7	7	2014	2	17	746	9.80	160	7614	411	335	55.09	44.91
7	24	2014	5	16	746	9.80	161	7614	404	342	54.16	45.84
7	31	2014	5	15	746	9.80	162	7614	409	337	54.83	45.17
8	8	2014	6	14	746	9.80	163	7614	404	342	54.16	45.84
6	26	2014	5	17	745	9.78	164	7614	439	306	58.93	41.07
8	20	2014	4	16	745	9.78	165	7614	411	334	55.17	44.83
9	30	2014	3	16	745	9.78	166	7614	365	380	48.99	51.01
12	2	2014	3	16	745	9.78	167	7614	408	337	54.77	45.23
4	3	2014	5	17	744	9.77	168	7614	439	305	59.01	40.99
5	7	2014	4	16	744	9.77	169	7614	390	354	52.42	47.58
8	20	2014	4	15	744	9.77	170	7614	413	331	55.51	44.49
8	28	2014	5	15	744	9.77	171	7614	397	347	53.36	46.64
9	2	2014	3	15	744	9.77	172	7614	400	344	53.76	46.24
11	3	2014	2	16	744	9.77	173	7614	411	333	55.24	44.76
5	19	2014	2	17	743	9.76	174	7614	439	304	59.08	40.92
6	27	2014	6	16	743	9.76	175	7614	416	327	55.99	44.01

MO	DY	YR	DAY OF WK	HR	HR VOL	PERCENT OF AADT	HOUR NUMBER	AADT	NORTH VOLUME	SOUTH VOLUME	PERCENT NORTH IS OF TOTAL VOLUME	PERCENT SOUTH IS OF TOTAL VOLUME
7	3	2014	5	17	743	9.76	176	7614	450	293	60.57	39.43
9	22	2014	2	17	743	9.76	177	7614	399	344	53.70	46.30
9	23	2014	3	16	743	9.76	178	7614	378	365	50.87	49.13
5	27	2014	3	17	742	9.75	179	7614	415	327	55.93	44.07
7	8	2014	3	16	742	9.75	180	7614	391	351	52.70	47.30
8	28	2014	5	17	742	9.75	181	7614	411	331	55.39	44.61
8	29	2014	6	12	742	9.75	182	7614	350	392	47.17	52.83
8	29	2014	6	14	741	9.73	183	7614	390	351	52.63	47.37
9	30	2014	3	17	741	9.73	184	7614	420	321	56.68	43.32
10	2	2014	5	16	741	9.73	185	7614	415	326	56.01	43.99
5	16	2014	6	17	740	9.72	186	7614	394	346	53.24	46.76
6	3	2014	3	16	740	9.72	187	7614	392	348	52.97	47.03
6	7	2014	7	15	740	9.72	188	7614	405	335	54.73	45.27
7	15	2014	3	16	740	9.72	189	7614	378	362	51.08	48.92
8	4	2014	2	15	740	9.72	190	7614	421	319	56.89	43.11
9	16	2014	3	17	740	9.72	191	7614	401	339	54.19	45.81
6	10	2014	3	16	739	9.71	192	7614	400	339	54.13	45.87
6	27	2014	6	15	739	9.71	193	7614	420	319	56.83	43.17
8	26	2014	3	17	739	9.71	194	7614	401	338	54.26	45.74
12	12	2014	6	16	739	9.71	195	7614	412	327	55.75	44.25
5	1	2014	5	16	738	9.69	196	7614	380	358	51.49	48.51
6	13	2014	6	15	738	9.69	197	7614	399	339	54.07	45.93
6	24	2014	3	16	738	9.69	198	7614	391	347	52.98	47.02
8	6	2014	4	15	738	9.69	199	7614	415	323	56.23	43.77
11	14	2014	6	16	738	9.69	200	7614	399	339	54.07	45.93



AADT= 2612 K 30 FACTOR= 13.67 K 100 FACTOR= 12.52 K 200 FACTOR= 11.6 D 30 FACTOR= 63.03



MO	DY	YR	DAY OF WK	HR	HR VOL	PERCENT OF AADT	HOUR NUMBER	AADT	NORTH VOLUME	SOUTH VOLUME	PERCENT NORTH IS OF TOTAL VOLUME	PERCENT SOUTH IS OF TOTAL VOLUME
7	6	2014	1	14	506	19.37	1	2612	332	174	65.61	34.39
7	6	2014	1	13	444	17.00	2	2612	306	138	68.92	31.08
7	6	2014	1	15	424	16.23	3	2612	278	146	65.57	34.43
7	6	2014	1	12	423	16.19	4	2612	301	122	71.16	28.84
9	13	2014	7	16	410	15.70	5	2612	223	187	54.39	45.61
8	24	2014	1	14	408	15.62	6	2612	261	147	63.97	36.03
8	17	2014	1	13	399	15.28	7	2612	251	148	62.91	37.09
8	24	2014	1	13	399	15.28	8	2612	245	154	61.40	38.60
8	10	2014	1	14	398	15.24	9	2612	240	158	60.30	39.70
8	3	2014	1	14	390	14.93	10	2612	222	168	56.92	43.08
7	5	2014	7	12	388	14.85	11	2612	193	195	49.74	50.26

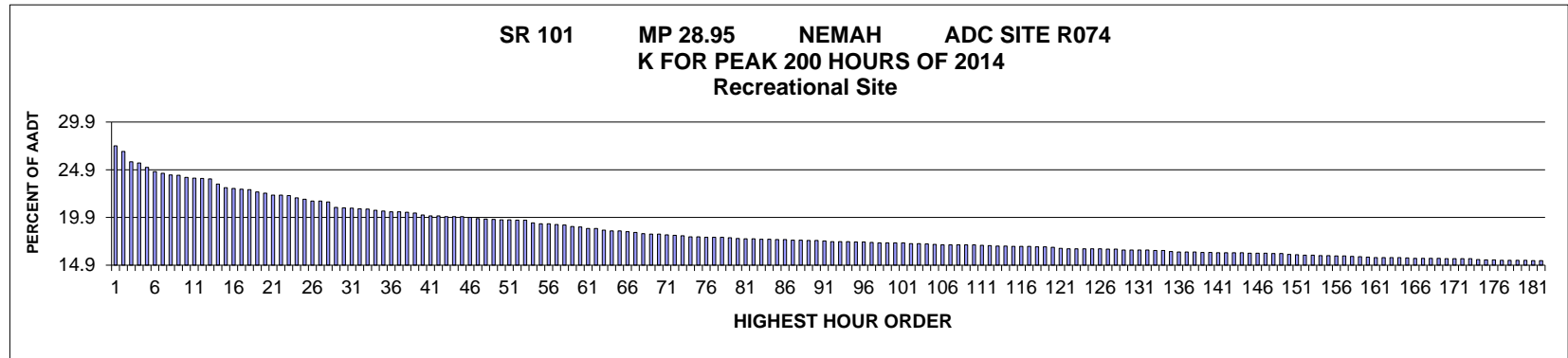
MO	DY	YR	DAY OF WK	HR	HR VOL	PERCENT OF AADT	HOUR NUMBER	AADT	NORTH VOLUME	SOUTH VOLUME	PERCENT NORTH IS OF TOTAL VOLUME	PERCENT SOUTH IS OF TOTAL VOLUME
8	8	2014	6	17	386	14.78	12	2612	199	187	51.55	48.45
8	17	2014	1	12	385	14.74	13	2612	226	159	58.70	41.30
8	22	2014	6	17	384	14.70	14	2612	192	192	50.00	50.00
7	5	2014	7	13	380	14.55	15	2612	192	188	50.53	49.47
9	1	2014	2	14	379	14.51	16	2612	253	126	66.75	33.25
8	24	2014	1	12	378	14.47	17	2612	211	167	55.82	44.18
8	10	2014	1	15	377	14.43	18	2612	211	166	55.97	44.03
8	17	2014	1	14	376	14.40	19	2612	231	145	61.44	38.56
8	3	2014	1	13	374	14.32	20	2612	213	161	56.95	43.05
8	10	2014	1	13	374	14.32	21	2612	222	152	59.36	40.64
7	4	2014	6	11	369	14.13	22	2612	63	306	17.07	82.93
9	13	2014	7	17	369	14.13	23	2612	208	161	56.37	43.63
8	2	2014	7	16	367	14.05	24	2612	175	192	47.68	52.32
7	4	2014	6	12	365	13.97	25	2612	67	298	18.36	81.64
7	5	2014	7	14	365	13.97	26	2612	188	177	51.51	48.49
7	13	2014	1	13	364	13.94	27	2612	227	137	62.36	37.64
8	15	2014	6	17	362	13.86	28	2612	173	189	47.79	52.21
8	17	2014	1	15	362	13.86	29	2612	234	128	64.64	35.36
7	27	2014	1	15	357	13.67	30	2612	225	132	63.03	36.97
8	15	2014	6	15	357	13.67	31	2612	178	179	49.86	50.14
8	16	2014	7	16	357	13.67	32	2612	177	180	49.58	50.42
9	14	2014	1	14	357	13.67	33	2612	244	113	68.35	31.65
7	27	2014	1	14	356	13.63	34	2612	244	112	68.54	31.46
8	1	2014	6	16	356	13.63	35	2612	170	186	47.75	52.25
8	17	2014	1	11	356	13.63	36	2612	208	148	58.43	41.57
8	24	2014	1	15	356	13.63	37	2612	241	115	67.70	32.30
7	5	2014	7	15	355	13.59	38	2612	178	177	50.14	49.86
7	13	2014	1	14	355	13.59	39	2612	223	132	62.82	37.18
8	24	2014	1	17	355	13.59	40	2612	244	111	68.73	31.27
9	1	2014	2	12	355	13.59	41	2612	213	142	60.00	40.00
7	13	2014	1	15	354	13.55	42	2612	211	143	59.60	40.40
7	27	2014	1	13	354	13.55	43	2612	202	152	57.06	42.94
8	3	2014	1	15	354	13.55	44	2612	203	151	57.34	42.66
7	13	2014	1	12	353	13.51	45	2612	223	130	63.17	36.83
7	26	2014	7	17	352	13.48	46	2612	187	165	53.13	46.88
8	16	2014	7	12	351	13.44	47	2612	159	192	45.30	54.70
8	23	2014	7	12	351	13.44	48	2612	134	217	38.18	61.82
8	23	2014	7	17	350	13.40	49	2612	202	148	57.71	42.29
8	1	2014	6	15	349	13.36	50	2612	167	182	47.85	52.15
7	5	2014	7	16	348	13.32	51	2612	187	161	53.74	46.26
8	4	2014	2	17	348	13.32	52	2612	179	169	51.44	48.56

MO	DY	YR	DAY OF WK	HR	HR VOL	PERCENT OF AADT	HOUR NUMBER	AADT	NORTH VOLUME	SOUTH VOLUME	PERCENT NORTH IS OF TOTAL VOLUME	PERCENT SOUTH IS OF TOTAL VOLUME
8	8	2014	6	16	348	13.32	53	2612	167	181	47.99	52.01
9	7	2014	1	15	348	13.32	54	2612	206	142	59.20	40.80
8	7	2014	5	13	347	13.28	55	2612	171	176	49.28	50.72
8	17	2014	1	16	347	13.28	56	2612	217	130	62.54	37.46
8	23	2014	7	16	346	13.25	57	2612	168	178	48.55	51.45
7	27	2014	1	16	344	13.17	58	2612	201	143	58.43	41.57
8	1	2014	6	12	344	13.17	59	2612	163	181	47.38	52.62
8	4	2014	2	12	344	13.17	60	2612	166	178	48.26	51.74
9	6	2014	7	16	344	13.17	61	2612	150	194	43.60	56.40
8	23	2014	7	11	343	13.13	62	2612	129	214	37.61	62.39
7	4	2014	6	15	342	13.09	63	2612	178	164	52.05	47.95
7	20	2014	1	14	342	13.09	64	2612	193	149	56.43	43.57
8	2	2014	7	12	342	13.09	65	2612	142	200	41.52	58.48
8	9	2014	7	18	342	13.09	66	2612	161	181	47.08	52.92
8	7	2014	5	15	341	13.06	67	2612	167	174	48.97	51.03
8	22	2014	6	15	341	13.06	68	2612	132	209	38.71	61.29
8	23	2014	7	13	341	13.06	69	2612	138	203	40.47	59.53
9	1	2014	2	13	341	13.06	70	2612	226	115	66.28	33.72
9	7	2014	1	14	341	13.06	71	2612	214	127	62.76	37.24
8	3	2014	1	12	340	13.02	72	2612	182	158	53.53	46.47
8	10	2014	1	12	340	13.02	73	2612	198	142	58.24	41.76
8	22	2014	6	16	340	13.02	74	2612	168	172	49.41	50.59
7	25	2014	6	15	339	12.98	75	2612	154	185	45.43	54.57
8	3	2014	1	16	339	12.98	76	2612	219	120	64.60	35.40
7	6	2014	1	11	338	12.94	77	2612	215	123	63.61	36.39
7	11	2014	6	16	338	12.94	78	2612	166	172	49.11	50.89
7	6	2014	1	16	336	12.86	79	2612	225	111	66.96	33.04
8	1	2014	6	17	336	12.86	80	2612	175	161	52.08	47.92
8	2	2014	7	14	334	12.79	81	2612	142	192	42.51	57.49
8	8	2014	6	15	333	12.75	82	2612	157	176	47.15	52.85
9	12	2014	6	17	333	12.75	83	2612	177	156	53.15	46.85
7	3	2014	5	14	332	12.71	84	2612	155	177	46.69	53.31
7	5	2014	7	18	332	12.71	85	2612	210	122	63.25	36.75
7	13	2014	1	16	332	12.71	86	2612	204	128	61.45	38.55
8	3	2014	1	11	332	12.71	87	2612	176	156	53.01	46.99
8	23	2014	7	15	332	12.71	88	2612	157	175	47.29	52.71
8	24	2014	1	16	332	12.71	89	2612	217	115	65.36	34.64
8	10	2014	1	16	331	12.67	90	2612	195	136	58.91	41.09
8	31	2014	1	16	331	12.67	91	2612	185	146	55.89	44.11
8	23	2014	7	18	330	12.63	92	2612	212	118	64.24	35.76
8	11	2014	2	15	329	12.60	93	2612	190	139	57.75	42.25

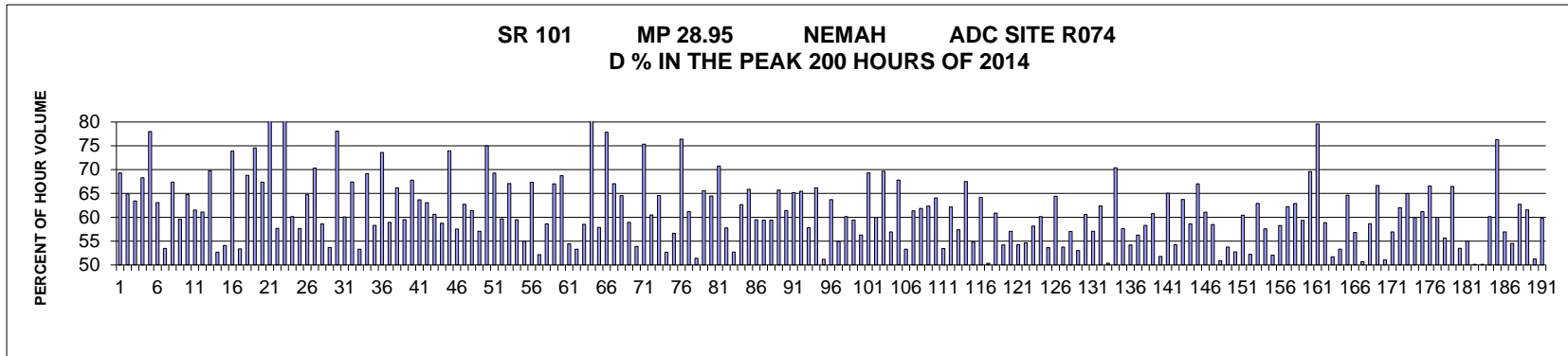
MO	DY	YR	DAY OF WK	HR	HR VOL	PERCENT OF AADT	HOUR NUMBER	AADT	NORTH VOLUME	SOUTH VOLUME	PERCENT NORTH IS OF TOTAL VOLUME	PERCENT SOUTH IS OF TOTAL VOLUME
9	7	2014	1	13	329	12.60	94	2612	194	135	58.97	41.03
9	13	2014	7	12	329	12.60	95	2612	106	223	32.22	67.78
7	27	2014	1	12	328	12.56	96	2612	194	134	59.15	40.85
8	12	2014	3	12	328	12.56	97	2612	172	156	52.44	47.56
7	12	2014	7	12	327	12.52	98	2612	139	188	42.51	57.49
8	2	2014	7	18	327	12.52	99	2612	171	156	52.29	47.71
8	14	2014	5	16	327	12.52	100	2612	168	159	51.38	48.62
8	16	2014	7	17	327	12.52	101	2612	157	170	48.01	51.99
8	6	2014	4	15	326	12.48	102	2612	185	141	56.75	43.25
8	10	2014	1	17	326	12.48	103	2612	181	145	55.52	44.48
8	11	2014	2	12	326	12.48	104	2612	169	157	51.84	48.16
8	16	2014	7	13	326	12.48	105	2612	167	159	51.23	48.77
7	13	2014	1	11	325	12.44	106	2612	183	142	56.31	43.69
8	2	2014	7	13	324	12.40	107	2612	147	177	45.37	54.63
8	9	2014	7	13	324	12.40	108	2612	143	181	44.14	55.86
9	14	2014	1	13	324	12.40	109	2612	188	136	58.02	41.98
7	10	2014	5	17	323	12.37	110	2612	170	153	52.63	47.37
7	18	2014	6	15	323	12.37	111	2612	167	156	51.70	48.30
8	17	2014	1	17	323	12.37	112	2612	193	130	59.75	40.25
7	20	2014	1	13	322	12.33	113	2612	186	136	57.76	42.24
5	25	2014	1	15	321	12.29	114	2612	198	123	61.68	38.32
7	10	2014	5	14	321	12.29	115	2612	162	159	50.47	49.53
7	15	2014	3	16	321	12.29	116	2612	187	134	58.26	41.74
8	8	2014	6	13	321	12.29	117	2612	133	188	41.43	58.57
9	7	2014	1	12	321	12.29	118	2612	190	131	59.19	40.81
8	21	2014	5	16	320	12.25	119	2612	152	168	47.50	52.50
7	12	2014	7	16	319	12.21	120	2612	145	174	45.45	54.55
8	2	2014	7	17	319	12.21	121	2612	153	166	47.96	52.04
8	8	2014	6	18	319	12.21	122	2612	152	167	47.65	52.35
7	11	2014	6	14	318	12.17	123	2612	146	172	45.91	54.09
7	29	2014	3	17	318	12.17	124	2612	153	165	48.11	51.89
8	22	2014	6	13	318	12.17	125	2612	143	175	44.97	55.03
9	1	2014	2	11	318	12.17	126	2612	202	116	63.52	36.48
8	1	2014	6	13	317	12.14	127	2612	152	165	47.95	52.05
8	7	2014	5	16	317	12.14	128	2612	152	165	47.95	52.05
8	9	2014	7	17	317	12.14	129	2612	154	163	48.58	51.42
9	13	2014	7	14	317	12.14	130	2612	132	185	41.64	58.36
7	17	2014	5	17	316	12.10	131	2612	161	155	50.95	49.05
7	25	2014	6	17	316	12.10	132	2612	149	167	47.15	52.85
8	1	2014	6	14	316	12.10	133	2612	142	174	44.94	55.06
8	4	2014	2	16	316	12.10	134	2612	158	158	50.00	50.00

MO	DY	YR	DAY OF WK	HR	HR VOL	PERCENT OF AADT	HOUR NUMBER	AADT	NORTH VOLUME	SOUTH VOLUME	PERCENT NORTH IS OF TOTAL VOLUME	PERCENT SOUTH IS OF TOTAL VOLUME
8	8	2014	6	12	316	12.10	135	2612	162	154	51.27	48.73
8	11	2014	2	13	316	12.10	136	2612	165	151	52.22	47.78
8	15	2014	6	13	316	12.10	137	2612	150	166	47.47	52.53
8	30	2014	7	15	316	12.10	138	2612	128	188	40.51	59.49
8	31	2014	1	14	316	12.10	139	2612	151	165	47.78	52.22
9	5	2014	6	16	316	12.10	140	2612	160	156	50.63	49.37
9	5	2014	6	17	316	12.10	141	2612	169	147	53.48	46.52
9	14	2014	1	15	316	12.10	142	2612	208	108	65.82	34.18
7	26	2014	7	18	315	12.06	143	2612	163	152	51.75	48.25
8	2	2014	7	11	315	12.06	144	2612	146	169	46.35	53.65
8	18	2014	2	14	315	12.06	145	2612	151	164	47.94	52.06
8	26	2014	3	15	315	12.06	146	2612	158	157	50.16	49.84
8	29	2014	6	14	315	12.06	147	2612	152	163	48.25	51.75
9	21	2014	1	14	315	12.06	148	2612	200	115	63.49	36.51
7	3	2014	5	17	314	12.02	149	2612	126	188	40.13	59.87
8	2	2014	7	15	314	12.02	150	2612	136	178	43.31	56.69
8	3	2014	1	17	314	12.02	151	2612	183	131	58.28	41.72
8	5	2014	3	16	314	12.02	152	2612	173	141	55.10	44.90
9	20	2014	7	15	314	12.02	153	2612	145	169	46.18	53.82
7	3	2014	5	16	313	11.98	154	2612	138	175	44.09	55.91
7	12	2014	7	17	313	11.98	155	2612	169	144	53.99	46.01
8	24	2014	1	11	313	11.98	156	2612	167	146	53.35	46.65
8	27	2014	4	15	313	11.98	157	2612	168	145	53.67	46.33
9	7	2014	1	16	313	11.98	158	2612	204	109	65.18	34.82
8	9	2014	7	16	312	11.94	159	2612	148	164	47.44	52.56
8	21	2014	5	13	312	11.94	160	2612	133	179	42.63	57.37
8	31	2014	1	17	312	11.94	161	2612	185	127	59.29	40.71
7	16	2014	4	13	311	11.91	162	2612	143	168	45.98	54.02
8	16	2014	7	14	311	11.91	163	2612	127	184	40.84	59.16
8	18	2014	2	16	311	11.91	164	2612	143	168	45.98	54.02
8	28	2014	5	16	311	11.91	165	2612	162	149	52.09	47.91
8	30	2014	7	14	311	11.91	166	2612	131	180	42.12	57.88
8	31	2014	1	15	311	11.91	167	2612	150	161	48.23	51.77
7	26	2014	7	15	310	11.87	168	2612	152	158	49.03	50.97
7	31	2014	5	15	310	11.87	169	2612	159	151	51.29	48.71
7	31	2014	5	16	310	11.87	170	2612	163	147	52.58	47.42
8	5	2014	3	17	310	11.87	171	2612	177	133	57.10	42.90
8	22	2014	6	18	310	11.87	172	2612	133	177	42.90	57.10
9	6	2014	7	13	310	11.87	173	2612	132	178	42.58	57.42
9	14	2014	1	12	310	11.87	174	2612	161	149	51.94	48.06
8	24	2014	1	18	309	11.83	175	2612	203	106	65.70	34.30

MO	DY	YR	DAY OF WK	HR	HR VOL	PERCENT OF AADT	HOUR NUMBER	AADT	NORTH VOLUME	SOUTH VOLUME	PERCENT NORTH IS OF TOTAL VOLUME	PERCENT SOUTH IS OF TOTAL VOLUME
8	29	2014	6	17	309	11.83	176	2612	145	164	46.93	53.07
7	14	2014	2	12	308	11.79	177	2612	144	164	46.75	53.25
8	9	2014	7	12	308	11.79	178	2612	137	171	44.48	55.52
8	14	2014	5	11	308	11.79	179	2612	154	154	50.00	50.00
8	25	2014	2	16	308	11.79	180	2612	158	150	51.30	48.70
9	13	2014	7	15	308	11.79	181	2612	158	150	51.30	48.70
9	20	2014	7	13	308	11.79	182	2612	130	178	42.21	57.79
7	12	2014	7	14	307	11.75	183	2612	140	167	45.60	54.40
7	31	2014	5	17	307	11.75	184	2612	159	148	51.79	48.21
8	11	2014	2	16	307	11.75	185	2612	148	159	48.21	51.79
8	31	2014	1	12	307	11.75	186	2612	135	172	43.97	56.03
9	21	2014	1	13	307	11.75	187	2612	190	117	61.89	38.11
5	25	2014	1	12	306	11.72	188	2612	159	147	51.96	48.04
7	30	2014	4	16	306	11.72	189	2612	164	142	53.59	46.41
8	13	2014	4	18	306	11.72	190	2612	167	139	54.58	45.42
5	25	2014	1	14	305	11.68	191	2612	184	121	60.33	39.67
7	26	2014	7	16	305	11.68	192	2612	154	151	50.49	49.51
8	12	2014	3	11	305	11.68	193	2612	145	160	47.54	52.46
8	15	2014	6	12	305	11.68	194	2612	161	144	52.79	47.21
9	6	2014	7	17	305	11.68	195	2612	133	172	43.61	56.39
7	14	2014	2	17	304	11.64	196	2612	169	135	55.59	44.41
7	27	2014	1	17	304	11.64	197	2612	192	112	63.16	36.84
8	22	2014	6	12	304	11.64	198	2612	144	160	47.37	52.63
8	30	2014	7	17	304	11.64	199	2612	150	154	49.34	50.66
7	25	2014	6	16	303	11.60	200	2612	157	146	51.82	48.18



AADT= 2401 K 30 FACTOR= 20.91 K 100 FACTOR= 17.24 K 200 FACTOR= 14.95 D 100 FACTOR= 56.28



MO	DY	YR	DAY OF WK	HR	HR VOL	PERCENT OF AADT	HOUR NUMBER	AADT	NORTH VOLUME	SOUTH VOLUME	PERCENT NORTH IS OF TOTAL VOLUME	PERCENT SOUTH IS OF TOTAL VOLUME
7	6	2014	1	13	658	27.41	1	2401	456	202	69.30	30.70
8	24	2014	1	13	644	26.82	2	2401	418	226	64.91	35.09
7	6	2014	1	14	618	25.74	3	2401	392	226	63.43	36.57
8	24	2014	1	12	615	25.61	4	2401	420	195	68.29	31.71
7	6	2014	1	12	604	25.16	5	2401	471	133	77.98	22.02
8	17	2014	1	13	593	24.70	6	2401	374	219	63.07	36.93
8	17	2014	1	14	589	24.53	7	2401	315	274	53.48	46.52
9	7	2014	1	13	585	24.36	8	2401	394	191	67.35	32.65
8	24	2014	1	15	584	24.32	9	2401	348	236	59.59	40.41
7	6	2014	1	15	579	24.11	10	2401	375	204	64.77	35.23
8	24	2014	1	16	577	24.03	11	2401	355	222	61.53	38.47

MO	DY	YR	DAY OF WK	HR	HR VOL	PERCENT OF AADT	HOUR NUMBER	AADT	NORTH VOLUME	SOUTH VOLUME	PERCENT NORTH IS OF TOTAL VOLUME	PERCENT SOUTH IS OF TOTAL VOLUME
8	24	2014	1	14	576	23.99	12	2401	352	224	61.11	38.89
9	7	2014	1	14	575	23.95	13	2401	401	174	69.74	30.26
8	10	2014	1	16	562	23.41	14	2401	296	266	52.67	47.33
8	17	2014	1	16	553	23.03	15	2401	299	254	54.07	45.93
9	1	2014	2	13	551	22.95	16	2401	407	144	73.87	26.13
8	17	2014	1	15	549	22.87	17	2401	293	256	53.37	46.63
9	1	2014	2	14	548	22.82	18	2401	377	171	68.80	31.20
9	1	2014	2	12	542	22.57	19	2401	404	138	74.54	25.46
9	7	2014	1	15	539	22.45	20	2401	363	176	67.35	32.65
5	26	2014	2	12	534	22.24	21	2401	435	99	81.46	18.54
8	10	2014	1	14	534	22.24	22	2401	308	226	57.68	42.32
5	26	2014	2	13	533	22.20	23	2401	431	102	80.86	19.14
8	3	2014	1	13	527	21.95	24	2401	317	210	60.15	39.85
7	27	2014	1	13	524	21.82	25	2401	302	222	57.63	42.37
8	23	2014	7	13	519	21.62	26	2401	183	336	35.26	64.74
9	1	2014	2	15	519	21.62	27	2401	365	154	70.33	29.67
8	17	2014	1	12	517	21.53	28	2401	303	214	58.61	41.39
8	10	2014	1	15	503	20.95	29	2401	270	233	53.68	46.32
7	6	2014	1	11	502	20.91	30	2401	392	110	78.09	21.91
8	10	2014	1	13	501	20.87	31	2401	301	200	60.08	39.92
9	7	2014	1	12	500	20.82	32	2401	337	163	67.40	32.60
8	3	2014	1	15	499	20.78	33	2401	266	233	53.31	46.69
7	6	2014	1	16	496	20.66	34	2401	343	153	69.15	30.85
8	3	2014	1	14	494	20.57	35	2401	288	206	58.30	41.70
7	4	2014	6	13	492	20.49	36	2401	130	362	26.42	73.58
8	3	2014	1	12	492	20.49	37	2401	290	202	58.94	41.06
8	23	2014	7	12	491	20.45	38	2401	166	325	33.81	66.19
7	27	2014	1	14	489	20.37	39	2401	291	198	59.51	40.49
9	7	2014	1	17	484	20.16	40	2401	328	156	67.77	32.23
7	20	2014	1	13	482	20.07	41	2401	307	175	63.69	36.31
7	20	2014	1	14	482	20.07	42	2401	304	178	63.07	36.93
7	27	2014	1	16	480	19.99	43	2401	291	189	60.63	39.38
8	15	2014	6	14	480	19.99	44	2401	198	282	41.25	58.75
9	1	2014	2	11	480	19.99	45	2401	355	125	73.96	26.04
7	27	2014	1	15	478	19.91	46	2401	275	203	57.53	42.47
8	10	2014	1	12	475	19.78	47	2401	298	177	62.74	37.26
8	24	2014	1	17	474	19.74	48	2401	291	183	61.39	38.61
7	27	2014	1	12	473	19.70	49	2401	270	203	57.08	42.92
7	3	2014	5	16	472	19.66	50	2401	118	354	25.00	75.00
9	7	2014	1	16	472	19.66	51	2401	327	145	69.28	30.72
7	13	2014	1	16	471	19.62	52	2401	281	190	59.66	40.34

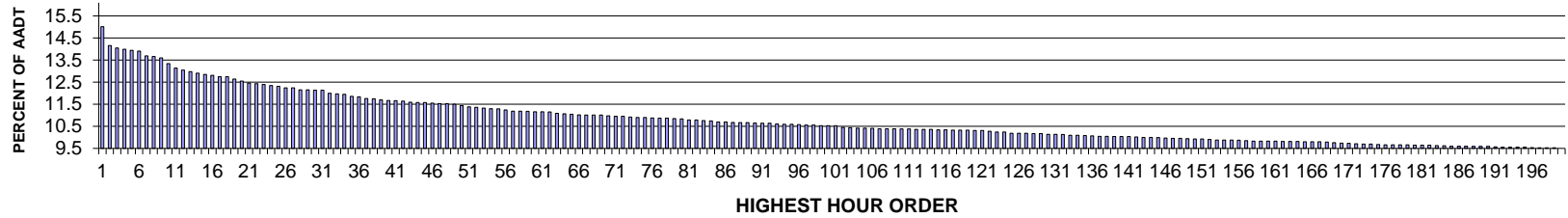
MO	DY	YR	DAY OF WK	HR	HR VOL	PERCENT OF AADT	HOUR NUMBER	AADT	NORTH VOLUME	SOUTH VOLUME	PERCENT NORTH IS OF TOTAL VOLUME	PERCENT SOUTH IS OF TOTAL VOLUME
9	5	2014	6	14	471	19.62	53	2401	155	316	32.91	67.09
7	13	2014	1	13	464	19.33	54	2401	276	188	59.48	40.52
8	22	2014	6	15	462	19.24	55	2401	208	254	45.02	54.98
9	1	2014	2	16	462	19.24	56	2401	311	151	67.32	32.68
8	22	2014	6	14	460	19.16	57	2401	220	240	47.83	52.17
8	3	2014	1	16	459	19.12	58	2401	269	190	58.61	41.39
8	24	2014	1	11	455	18.95	59	2401	305	150	67.03	32.97
7	3	2014	5	15	454	18.91	60	2401	142	312	31.28	68.72
7	20	2014	1	15	450	18.74	61	2401	245	205	54.44	45.56
8	23	2014	7	16	450	18.74	62	2401	240	210	53.33	46.67
8	17	2014	1	17	446	18.58	63	2401	261	185	58.52	41.48
5	26	2014	2	11	444	18.49	64	2401	371	73	83.56	16.44
8	29	2014	6	13	444	18.49	65	2401	187	257	42.12	57.88
5	26	2014	2	14	442	18.41	66	2401	344	98	77.83	22.17
9	5	2014	6	15	440	18.33	67	2401	145	295	32.95	67.05
7	13	2014	1	12	437	18.20	68	2401	282	155	64.53	35.47
8	23	2014	7	14	436	18.16	69	2401	179	257	41.06	58.94
8	31	2014	1	13	436	18.16	70	2401	235	201	53.90	46.10
7	4	2014	6	12	434	18.08	71	2401	107	327	24.65	75.35
8	8	2014	6	16	433	18.03	72	2401	171	262	39.49	60.51
7	3	2014	5	14	432	17.99	73	2401	153	279	35.42	64.58
8	11	2014	2	13	429	17.87	74	2401	203	226	47.32	52.68
8	29	2014	6	14	429	17.87	75	2401	186	243	43.36	56.64
5	26	2014	2	15	428	17.83	76	2401	327	101	76.40	23.60
8	4	2014	2	15	428	17.83	77	2401	166	262	38.79	61.21
8	31	2014	1	15	428	17.83	78	2401	208	220	48.60	51.40
9	6	2014	7	14	427	17.78	79	2401	147	280	34.43	65.57
7	20	2014	1	12	425	17.70	80	2401	274	151	64.47	35.53
7	3	2014	5	17	424	17.66	81	2401	124	300	29.25	70.75
8	18	2014	2	15	424	17.66	82	2401	179	245	42.22	57.78
7	5	2014	7	14	423	17.62	83	2401	223	200	52.72	47.28
8	29	2014	6	16	423	17.62	84	2401	158	265	37.35	62.65
8	10	2014	1	17	422	17.58	85	2401	278	144	65.88	34.12
8	15	2014	6	15	422	17.58	86	2401	171	251	40.52	59.48
7	3	2014	5	13	421	17.53	87	2401	171	250	40.62	59.38
9	14	2014	1	14	421	17.53	88	2401	250	171	59.38	40.62
8	29	2014	6	15	420	17.49	89	2401	144	276	34.29	65.71
8	29	2014	6	17	420	17.49	90	2401	162	258	38.57	61.43
6	22	2014	1	14	419	17.45	91	2401	273	146	65.16	34.84
6	22	2014	1	13	417	17.37	92	2401	273	144	65.47	34.53
7	25	2014	6	15	417	17.37	93	2401	176	241	42.21	57.79

MO	DY	YR	DAY OF WK	HR	HR VOL	PERCENT OF AADT	HOUR NUMBER	AADT	NORTH VOLUME	SOUTH VOLUME	PERCENT NORTH IS OF TOTAL VOLUME	PERCENT SOUTH IS OF TOTAL VOLUME
8	2	2014	7	13	417	17.37	94	2401	141	276	33.81	66.19
8	18	2014	2	13	416	17.33	95	2401	203	213	48.80	51.20
8	24	2014	1	18	416	17.33	96	2401	265	151	63.70	36.30
8	22	2014	6	16	415	17.28	97	2401	187	228	45.06	54.94
7	20	2014	1	16	414	17.24	98	2401	249	165	60.14	39.86
8	1	2014	6	15	414	17.24	99	2401	168	246	40.58	59.42
8	23	2014	7	15	414	17.24	100	2401	181	233	43.72	56.28
9	6	2014	7	13	414	17.24	101	2401	127	287	30.68	69.32
9	5	2014	6	16	412	17.16	102	2401	165	247	40.05	59.95
9	7	2014	1	11	412	17.16	103	2401	287	125	69.66	30.34
8	9	2014	7	15	411	17.12	104	2401	177	234	43.07	56.93
7	6	2014	1	17	410	17.08	105	2401	278	132	67.80	32.20
7	5	2014	7	13	409	17.03	106	2401	218	191	53.30	46.70
7	25	2014	6	16	409	17.03	107	2401	158	251	38.63	61.37
7	26	2014	7	12	409	17.03	108	2401	156	253	38.14	61.86
7	26	2014	7	13	409	17.03	109	2401	154	255	37.65	62.35
8	23	2014	7	18	409	17.03	110	2401	262	147	64.06	35.94
7	13	2014	1	15	408	16.99	111	2401	218	190	53.43	46.57
6	22	2014	1	15	407	16.95	112	2401	253	154	62.16	37.84
8	15	2014	6	16	406	16.91	113	2401	173	233	42.61	57.39
8	16	2014	7	15	406	16.91	114	2401	132	274	32.51	67.49
7	13	2014	1	14	405	16.87	115	2401	222	183	54.81	45.19
8	10	2014	1	18	405	16.87	116	2401	260	145	64.20	35.80
8	25	2014	2	15	405	16.87	117	2401	204	201	50.37	49.63
7	18	2014	6	14	404	16.83	118	2401	158	246	39.11	60.89
8	22	2014	6	12	404	16.83	119	2401	185	219	45.79	54.21
8	1	2014	6	13	403	16.78	120	2401	173	230	42.93	57.07
8	11	2014	2	14	400	16.66	121	2401	183	217	45.75	54.25
7	28	2014	2	14	399	16.62	122	2401	181	218	45.36	54.64
8	1	2014	6	14	399	16.62	123	2401	167	232	41.85	58.15
8	2	2014	7	14	399	16.62	124	2401	159	240	39.85	60.15
8	22	2014	6	17	399	16.62	125	2401	185	214	46.37	53.63
9	5	2014	6	13	399	16.62	126	2401	142	257	35.59	64.41
7	18	2014	6	13	398	16.58	127	2401	184	214	46.23	53.77
8	8	2014	6	14	398	16.58	128	2401	171	227	42.96	57.04
8	1	2014	6	12	396	16.49	129	2401	210	186	53.03	46.97
8	2	2014	7	12	396	16.49	130	2401	156	240	39.39	60.61
8	8	2014	6	15	396	16.49	131	2401	170	226	42.93	57.07
8	30	2014	7	12	396	16.49	132	2401	149	247	37.63	62.37
8	8	2014	6	13	395	16.45	133	2401	196	199	49.62	50.38
9	6	2014	7	12	395	16.45	134	2401	117	278	29.62	70.38

MO	DY	YR	DAY OF WK	HR	HR VOL	PERCENT OF AADT	HOUR NUMBER	AADT	NORTH VOLUME	SOUTH VOLUME	PERCENT NORTH IS OF TOTAL VOLUME	PERCENT SOUTH IS OF TOTAL VOLUME
8	16	2014	7	14	392	16.33	135	2401	166	226	42.35	57.65
7	5	2014	7	15	391	16.28	136	2401	212	179	54.22	45.78
8	16	2014	7	16	391	16.28	137	2401	171	220	43.73	56.27
8	21	2014	5	14	391	16.28	138	2401	163	228	41.69	58.31
8	16	2014	7	13	390	16.24	139	2401	153	237	39.23	60.77
8	18	2014	2	14	390	16.24	140	2401	202	188	51.79	48.21
7	27	2014	1	17	389	16.20	141	2401	253	136	65.04	34.96
8	9	2014	7	16	389	16.20	142	2401	178	211	45.76	54.24
8	30	2014	7	13	389	16.20	143	2401	141	248	36.25	63.75
9	14	2014	1	13	389	16.20	144	2401	228	161	58.61	41.39
7	18	2014	6	15	388	16.16	145	2401	128	260	32.99	67.01
8	3	2014	1	17	388	16.16	146	2401	237	151	61.08	38.92
8	21	2014	5	15	388	16.16	147	2401	161	227	41.49	58.51
8	15	2014	6	12	387	16.12	148	2401	197	190	50.90	49.10
8	31	2014	1	14	387	16.12	149	2401	208	179	53.75	46.25
8	21	2014	5	12	385	16.03	150	2401	203	182	52.73	47.27
8	1	2014	6	16	384	15.99	151	2401	152	232	39.58	60.42
7	25	2014	6	13	383	15.95	152	2401	183	200	47.78	52.22
8	23	2014	7	17	383	15.95	153	2401	241	142	62.92	37.08
7	5	2014	7	16	382	15.91	154	2401	220	162	57.59	42.41
8	22	2014	6	13	382	15.91	155	2401	183	199	47.91	52.09
8	22	2014	6	18	381	15.87	156	2401	159	222	41.73	58.27
8	31	2014	1	17	381	15.87	157	2401	237	144	62.20	37.80
7	18	2014	6	16	380	15.83	158	2401	141	239	37.11	62.89
7	5	2014	7	12	379	15.79	159	2401	225	154	59.37	40.63
8	29	2014	6	18	378	15.74	160	2401	115	263	30.42	69.58
7	4	2014	6	14	377	15.70	161	2401	77	300	20.42	79.58
8	8	2014	6	17	377	15.70	162	2401	155	222	41.11	58.89
8	15	2014	6	13	377	15.70	163	2401	182	195	48.28	51.72
8	25	2014	2	13	377	15.70	164	2401	201	176	53.32	46.68
8	9	2014	7	12	376	15.66	165	2401	133	243	35.37	64.63
7	28	2014	2	13	375	15.62	166	2401	162	213	43.20	56.80
8	4	2014	2	16	375	15.62	167	2401	190	185	50.67	49.33
8	23	2014	7	11	375	15.62	168	2401	155	220	41.33	58.67
9	4	2014	5	15	375	15.62	169	2401	125	250	33.33	66.67
7	11	2014	6	12	374	15.58	170	2401	191	183	51.07	48.93
7	11	2014	6	14	374	15.58	171	2401	161	213	43.05	56.95
9	14	2014	1	15	374	15.58	172	2401	232	142	62.03	37.97
9	21	2014	1	12	374	15.58	173	2401	243	131	64.97	35.03
8	9	2014	7	14	372	15.49	174	2401	149	223	40.05	59.95
9	5	2014	6	12	371	15.45	175	2401	144	227	38.81	61.19

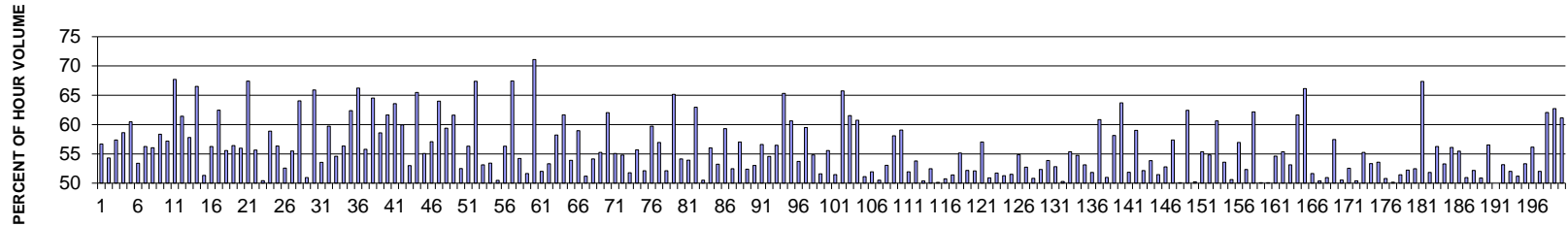
MO	DY	YR	DAY OF WK	HR	HR VOL	PERCENT OF AADT	HOUR NUMBER	AADT	NORTH VOLUME	SOUTH VOLUME	PERCENT NORTH IS OF TOTAL VOLUME	PERCENT SOUTH IS OF TOTAL VOLUME
9	5	2014	6	17	371	15.45	176	2401	124	247	33.42	66.58
7	28	2014	2	15	370	15.41	177	2401	148	222	40.00	60.00
8	9	2014	7	13	370	15.41	178	2401	164	206	44.32	55.68
8	17	2014	1	11	370	15.41	179	2401	246	124	66.49	33.51
8	20	2014	4	15	370	15.41	180	2401	172	198	46.49	53.51
7	25	2014	6	14	369	15.37	181	2401	166	203	44.99	55.01
8	4	2014	2	13	369	15.37	182	2401	184	185	49.86	50.14
8	21	2014	5	13	369	15.37	183	2401	184	185	49.86	50.14
8	25	2014	2	12	369	15.37	184	2401	222	147	60.16	39.84
5	24	2014	7	13	367	15.29	185	2401	87	280	23.71	76.29
9	12	2014	6	13	367	15.29	186	2401	158	209	43.05	56.95
7	11	2014	6	15	365	15.20	187	2401	166	199	45.48	54.52
7	20	2014	1	17	365	15.20	188	2401	229	136	62.74	37.26
7	19	2014	7	13	364	15.16	189	2401	140	224	38.46	61.54
8	19	2014	3	15	363	15.12	190	2401	177	186	48.76	51.24
8	31	2014	1	12	363	15.12	191	2401	217	146	59.78	40.22
8	2	2014	7	15	362	15.08	192	2401	138	224	38.12	61.88
8	13	2014	4	14	361	15.04	193	2401	165	196	45.71	54.29
6	29	2014	1	14	360	14.99	194	2401	218	142	60.56	39.44
6	29	2014	1	15	360	14.99	195	2401	202	158	56.11	43.89
7	12	2014	7	13	360	14.99	196	2401	149	211	41.39	58.61
8	15	2014	6	17	360	14.99	197	2401	144	216	40.00	60.00
4	13	2014	1	15	359	14.95	198	2401	212	147	59.05	40.95
8	11	2014	2	15	359	14.95	199	2401	164	195	45.68	54.32
8	25	2014	2	14	359	14.95	200	2401	159	200	44.29	55.71

SR 012 MP 77.78 SALKUM ADC SITE R075
K FOR PEAK 200 HOURS OF 2014



AADT= 6477 K 30 FACTOR= 12.14 K 100 FACTOR= 10.53 K 200 FACTOR= 9.5 D 30 FACTOR= 65.90

SR 012 MP 77.78 SALKUM ADC SITE R075
D % IN THE PEAK 200 HOURS OF 2014



MO	DY	YR	DAY OF WK	HR	HR VOL	PERCENT OF AADT	HOUR NUMBER	AADT	EAST VOLUME	WEST VOLUME	PERCENT EAST IS OF TOTAL VOLUME	PERCENT WEST IS OF TOTAL VOLUME
8	10	2014	1	13	972	15.01	1	6477	421	551	43.31	56.69
8	10	2014	1	14	917	14.16	2	6477	419	498	45.69	54.31
8	17	2014	1	14	910	14.05	3	6477	388	522	42.64	57.36
8	10	2014	1	15	906	13.99	4	6477	375	531	41.39	58.61
8	8	2014	6	15	903	13.94	5	6477	546	357	60.47	39.53
8	10	2014	1	12	901	13.91	6	6477	420	481	46.61	53.39
8	8	2014	6	16	887	13.69	7	6477	499	388	56.26	43.74
8	10	2014	1	16	885	13.66	8	6477	389	496	43.95	56.05
8	8	2014	6	17	881	13.60	9	6477	514	367	58.34	41.66
8	29	2014	6	15	864	13.34	10	6477	494	370	57.18	42.82
9	1	2014	2	13	851	13.14	11	6477	275	576	32.31	67.69

MO	DY	YR	DAY OF WK	HR	HR VOL	PERCENT OF AADT	HOUR NUMBER	AADT	EAST VOLUME	WEST VOLUME	PERCENT EAST IS OF TOTAL VOLUME	PERCENT WEST IS OF TOTAL VOLUME
8	29	2014	6	18	845	13.05	12	6477	519	326	61.42	38.58
8	24	2014	1	13	841	12.98	13	6477	355	486	42.21	57.79
9	1	2014	2	14	836	12.91	14	6477	280	556	33.49	66.51
8	15	2014	6	16	832	12.85	15	6477	427	405	51.32	48.68
8	17	2014	1	13	830	12.81	16	6477	363	467	43.73	56.27
8	9	2014	7	11	826	12.75	17	6477	516	310	62.47	37.53
8	17	2014	1	15	826	12.75	18	6477	367	459	44.43	55.57
8	22	2014	6	17	819	12.64	19	6477	462	357	56.41	43.59
8	29	2014	6	16	813	12.55	20	6477	455	358	55.97	44.03
5	26	2014	2	13	807	12.46	21	6477	263	544	32.59	67.41
8	29	2014	6	17	805	12.43	22	6477	448	357	55.65	44.35
8	9	2014	7	14	803	12.40	23	6477	398	405	49.56	50.44
8	24	2014	1	14	800	12.35	24	6477	329	471	41.13	58.88
8	10	2014	1	17	797	12.31	25	6477	348	449	43.66	56.34
8	9	2014	7	16	793	12.24	26	6477	376	417	47.41	52.59
8	22	2014	6	16	793	12.24	27	6477	440	353	55.49	44.51
8	8	2014	6	18	787	12.15	28	6477	504	283	64.04	35.96
8	24	2014	1	15	787	12.15	29	6477	386	401	49.05	50.95
5	24	2014	7	11	786	12.14	30	6477	518	268	65.90	34.10
8	9	2014	7	12	786	12.14	31	6477	421	365	53.56	46.44
8	30	2014	7	12	777	12.00	32	6477	464	313	59.72	40.28
8	15	2014	6	15	775	11.97	33	6477	423	352	54.58	45.42
8	9	2014	7	13	774	11.95	34	6477	436	338	56.33	43.67
9	1	2014	2	15	768	11.86	35	6477	289	479	37.63	62.37
5	24	2014	7	12	767	11.84	36	6477	508	259	66.23	33.77
8	29	2014	6	14	762	11.76	37	6477	425	337	55.77	44.23
9	1	2014	2	17	761	11.75	38	6477	270	491	35.48	64.52
8	24	2014	1	17	758	11.70	39	6477	314	444	41.42	58.58
9	1	2014	2	16	756	11.67	40	6477	290	466	38.36	61.64
9	1	2014	2	12	755	11.66	41	6477	275	480	36.42	63.58
8	22	2014	6	18	754	11.64	42	6477	452	302	59.95	40.05
8	24	2014	1	16	751	11.59	43	6477	353	398	47.00	53.00
5	23	2014	6	18	750	11.58	44	6477	491	259	65.47	34.53
8	17	2014	1	18	750	11.58	45	6477	337	413	44.93	55.07
8	24	2014	1	12	748	11.55	46	6477	321	427	42.91	57.09
5	24	2014	7	14	747	11.53	47	6477	478	269	63.99	36.01
8	17	2014	1	12	746	11.52	48	6477	303	443	40.62	59.38
8	17	2014	1	16	745	11.50	49	6477	286	459	38.39	61.61
6	20	2014	6	16	741	11.44	50	6477	389	352	52.50	47.50
5	23	2014	6	15	737	11.38	51	6477	415	322	56.31	43.69
8	8	2014	6	19	736	11.36	52	6477	496	240	67.39	32.61

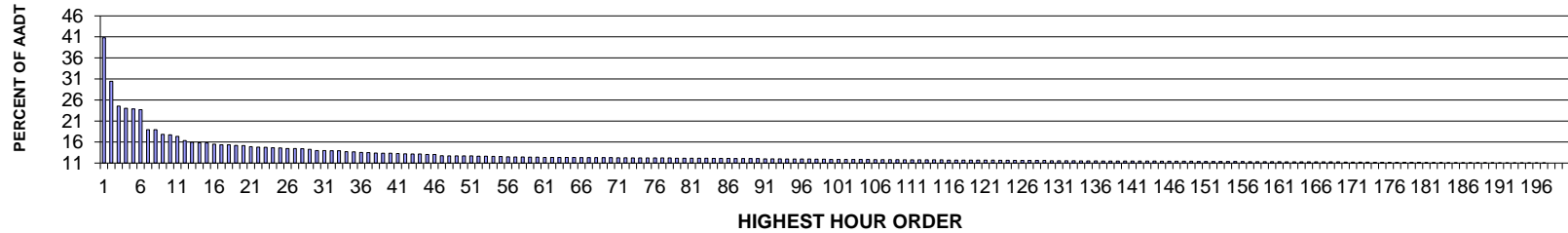
MO	DY	YR	DAY OF WK	HR	HR VOL	PERCENT OF AADT	HOUR NUMBER	AADT	EAST VOLUME	WEST VOLUME	PERCENT EAST IS OF TOTAL VOLUME	PERCENT WEST IS OF TOTAL VOLUME
10	3	2014	6	16	734	11.33	53	6477	390	344	53.13	46.87
5	24	2014	7	16	732	11.30	54	6477	341	391	46.58	53.42
9	5	2014	6	16	731	11.29	55	6477	369	362	50.48	49.52
8	30	2014	7	14	728	11.24	56	6477	410	318	56.32	43.68
5	26	2014	2	14	725	11.19	57	6477	236	489	32.55	67.45
8	10	2014	1	11	725	11.19	58	6477	332	393	45.79	54.21
8	8	2014	6	12	724	11.18	59	6477	374	350	51.66	48.34
5	26	2014	2	12	723	11.16	60	6477	209	514	28.91	71.09
8	8	2014	6	13	723	11.16	61	6477	376	347	52.01	47.99
9	12	2014	6	17	722	11.15	62	6477	385	337	53.32	46.68
8	30	2014	7	11	718	11.09	63	6477	418	300	58.22	41.78
8	9	2014	7	17	717	11.07	64	6477	275	442	38.35	61.65
8	29	2014	6	12	716	11.05	65	6477	386	330	53.91	46.09
8	30	2014	7	13	714	11.02	66	6477	421	293	58.96	41.04
8	8	2014	6	14	713	11.01	67	6477	365	348	51.19	48.81
8	22	2014	6	14	713	11.01	68	6477	386	327	54.14	45.86
9	5	2014	6	17	713	11.01	69	6477	394	319	55.26	44.74
8	29	2014	6	19	711	10.98	70	6477	441	270	62.03	37.97
8	22	2014	6	15	710	10.96	71	6477	391	319	55.07	44.93
8	28	2014	5	17	710	10.96	72	6477	389	321	54.79	45.21
8	9	2014	7	15	707	10.92	73	6477	366	341	51.77	48.23
8	15	2014	6	14	706	10.90	74	6477	393	313	55.67	44.33
9	12	2014	6	16	706	10.90	75	6477	368	338	52.12	47.88
8	29	2014	6	13	705	10.88	76	6477	421	284	59.72	40.28
5	23	2014	6	17	704	10.87	77	6477	401	303	56.96	43.04
8	21	2014	5	16	704	10.87	78	6477	337	367	47.87	52.13
8	10	2014	1	18	703	10.85	79	6477	245	458	34.85	65.15
8	23	2014	7	13	702	10.84	80	6477	380	322	54.13	45.87
8	17	2014	1	17	699	10.79	81	6477	322	377	46.07	53.93
9	5	2014	6	18	699	10.79	82	6477	440	259	62.95	37.05
8	28	2014	5	16	697	10.76	83	6477	352	345	50.50	49.50
8	15	2014	6	17	696	10.75	84	6477	390	306	56.03	43.97
5	24	2014	7	15	693	10.70	85	6477	369	324	53.25	46.75
8	24	2014	1	18	693	10.70	86	6477	282	411	40.69	59.31
8	14	2014	5	16	692	10.68	87	6477	363	329	52.46	47.54
6	20	2014	6	17	691	10.67	88	6477	394	297	57.02	42.98
8	11	2014	2	14	691	10.67	89	6477	362	329	52.39	47.61
10	3	2014	6	17	690	10.65	90	6477	366	324	53.04	46.96
5	23	2014	6	16	689	10.64	91	6477	390	299	56.60	43.40
10	10	2014	6	17	689	10.64	92	6477	376	313	54.57	45.43
8	28	2014	5	15	687	10.61	93	6477	388	299	56.48	43.52

MO	DY	YR	DAY OF WK	HR	HR VOL	PERCENT OF AADT	HOUR NUMBER	AADT	EAST VOLUME	WEST VOLUME	PERCENT EAST IS OF TOTAL VOLUME	PERCENT WEST IS OF TOTAL VOLUME
5	26	2014	2	15	686	10.59	94	6477	238	448	34.69	65.31
8	15	2014	6	18	686	10.59	95	6477	416	270	60.64	39.36
8	20	2014	4	16	685	10.58	96	6477	317	368	46.28	53.72
5	24	2014	7	13	684	10.56	97	6477	407	277	59.50	40.50
8	30	2014	7	15	684	10.56	98	6477	375	309	54.82	45.18
5	23	2014	6	14	682	10.53	99	6477	352	330	51.61	48.39
6	13	2014	6	17	682	10.53	100	6477	379	303	55.57	44.43
8	31	2014	1	13	682	10.53	101	6477	331	351	48.53	51.47
9	1	2014	2	11	677	10.45	102	6477	232	445	34.27	65.73
5	26	2014	2	16	676	10.44	103	6477	260	416	38.46	61.54
8	9	2014	7	18	675	10.42	104	6477	265	410	39.26	60.74
8	19	2014	3	17	675	10.42	105	6477	330	345	48.89	51.11
6	13	2014	6	15	674	10.41	106	6477	350	324	51.93	48.07
8	11	2014	2	16	673	10.39	107	6477	340	333	50.52	49.48
8	23	2014	7	12	673	10.39	108	6477	357	316	53.05	46.95
9	12	2014	6	18	673	10.39	109	6477	391	282	58.10	41.90
6	20	2014	6	18	672	10.38	110	6477	397	275	59.08	40.92
8	31	2014	1	14	672	10.38	111	6477	349	323	51.93	48.07
6	27	2014	6	16	671	10.36	112	6477	361	310	53.80	46.20
8	11	2014	2	13	671	10.36	113	6477	338	333	50.37	49.63
8	23	2014	7	15	671	10.36	114	6477	352	319	52.46	47.54
5	16	2014	6	16	670	10.34	115	6477	334	336	49.85	50.15
8	15	2014	6	13	670	10.34	116	6477	340	330	50.75	49.25
6	20	2014	6	13	669	10.33	117	6477	344	325	51.42	48.58
8	16	2014	7	12	669	10.33	118	6477	369	300	55.16	44.84
8	25	2014	2	17	669	10.33	119	6477	349	320	52.17	47.83
6	13	2014	6	16	668	10.31	120	6477	348	320	52.10	47.90
8	31	2014	1	16	668	10.31	121	6477	287	381	42.96	57.04
10	17	2014	6	17	666	10.28	122	6477	339	327	50.90	49.10
8	27	2014	4	16	663	10.24	123	6477	320	343	48.27	51.73
9	19	2014	6	16	663	10.24	124	6477	340	323	51.28	48.72
4	18	2014	6	16	660	10.19	125	6477	340	320	51.52	48.48
8	16	2014	7	13	660	10.19	126	6477	362	298	54.85	45.15
8	25	2014	2	15	660	10.19	127	6477	312	348	47.27	52.73
8	11	2014	2	15	659	10.17	128	6477	335	324	50.83	49.17
8	18	2014	2	16	659	10.17	129	6477	314	345	47.65	52.35
8	14	2014	5	15	657	10.14	130	6477	354	303	53.88	46.12
8	21	2014	5	17	657	10.14	131	6477	347	310	52.82	47.18
8	27	2014	4	17	656	10.13	132	6477	330	326	50.30	49.70
5	16	2014	6	17	654	10.10	133	6477	362	292	55.35	44.65
8	14	2014	5	17	654	10.10	134	6477	358	296	54.74	45.26

MO	DY	YR	DAY OF WK	HR	HR VOL	PERCENT OF AADT	HOUR NUMBER	AADT	EAST VOLUME	WEST VOLUME	PERCENT EAST IS OF TOTAL VOLUME	PERCENT WEST IS OF TOTAL VOLUME
9	5	2014	6	15	653	10.08	135	6477	347	306	53.14	46.86
8	16	2014	7	16	652	10.07	136	6477	338	314	51.84	48.16
8	17	2014	1	11	651	10.05	137	6477	255	396	39.17	60.83
8	20	2014	4	17	651	10.05	138	6477	332	319	51.00	49.00
6	20	2014	6	15	650	10.04	139	6477	378	272	58.15	41.85
8	9	2014	7	10	650	10.04	140	6477	414	236	63.69	36.31
8	13	2014	4	16	650	10.04	141	6477	337	313	51.85	48.15
8	23	2014	7	14	649	10.02	142	6477	383	266	59.01	40.99
8	18	2014	2	17	648	10.00	143	6477	338	310	52.16	47.84
8	29	2014	6	11	648	10.00	144	6477	349	299	53.86	46.14
8	18	2014	2	13	647	9.99	145	6477	333	314	51.47	48.53
8	21	2014	5	14	646	9.97	146	6477	341	305	52.79	47.21
5	24	2014	7	17	645	9.96	147	6477	275	370	42.64	57.36
10	10	2014	6	15	645	9.96	148	6477	322	323	49.92	50.08
8	15	2014	6	19	644	9.94	149	6477	402	242	62.42	37.58
5	30	2014	6	17	643	9.93	150	6477	323	320	50.23	49.77
9	19	2014	6	17	643	9.93	151	6477	356	287	55.37	44.63
8	22	2014	6	12	642	9.91	152	6477	290	352	45.17	54.83
5	24	2014	7	18	640	9.88	153	6477	252	388	39.38	60.63
9	11	2014	5	17	640	9.88	154	6477	343	297	53.59	46.41
10	10	2014	6	16	640	9.88	155	6477	324	316	50.63	49.38
8	30	2014	7	17	639	9.87	156	6477	275	364	43.04	56.96
8	22	2014	6	13	638	9.85	157	6477	334	304	52.35	47.65
6	29	2014	1	13	637	9.83	158	6477	241	396	37.83	62.17
8	11	2014	2	12	637	9.83	159	6477	318	319	49.92	50.08
8	16	2014	7	14	637	9.83	160	6477	319	318	50.08	49.92
9	19	2014	6	18	637	9.83	161	6477	348	289	54.63	45.37
6	5	2014	5	16	636	9.82	162	6477	284	352	44.65	55.35
8	25	2014	2	16	636	9.82	163	6477	298	338	46.86	53.14
9	1	2014	2	18	636	9.82	164	6477	244	392	38.36	61.64
5	23	2014	6	19	635	9.80	165	6477	420	215	66.14	33.86
6	26	2014	5	16	635	9.80	166	6477	307	328	48.35	51.65
9	26	2014	6	16	635	9.80	167	6477	320	315	50.39	49.61
5	30	2014	6	16	634	9.79	168	6477	323	311	50.95	49.05
6	19	2014	5	16	632	9.76	169	6477	269	363	42.56	57.44
8	19	2014	3	15	631	9.74	170	6477	312	319	49.45	50.55
10	24	2014	6	17	630	9.73	171	6477	331	299	52.54	47.46
9	13	2014	7	13	629	9.71	172	6477	317	312	50.40	49.60
8	15	2014	6	12	628	9.70	173	6477	281	347	44.75	55.25
9	7	2014	1	13	628	9.70	174	6477	293	335	46.66	53.34
8	21	2014	5	13	627	9.68	175	6477	291	336	46.41	53.59

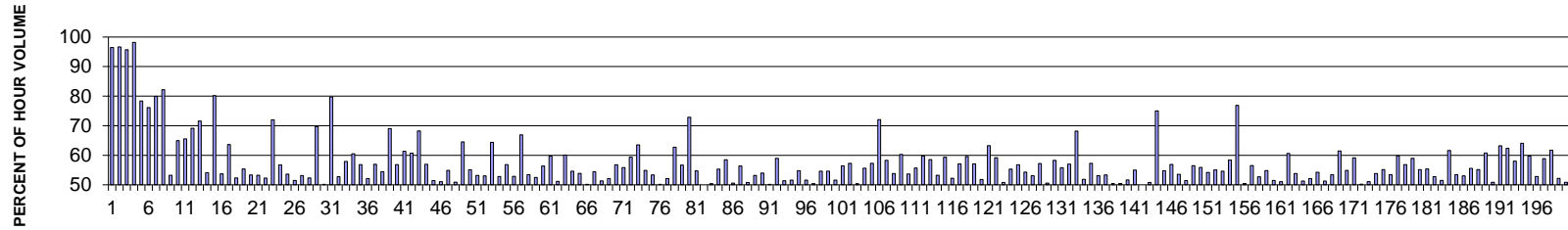
MO	DY	YR	DAY OF WK	HR	HR VOL	PERCENT OF AADT	HOUR NUMBER	AADT	EAST VOLUME	WEST VOLUME	PERCENT EAST IS OF TOTAL VOLUME	PERCENT WEST IS OF TOTAL VOLUME
5	25	2014	1	12	626	9.66	176	6477	318	308	50.80	49.20
8	14	2014	5	14	626	9.66	177	6477	314	312	50.16	49.84
9	12	2014	6	19	626	9.66	178	6477	322	304	51.44	48.56
9	13	2014	7	14	626	9.66	179	6477	327	299	52.24	47.76
6	27	2014	6	17	625	9.65	180	6477	328	297	52.48	47.52
9	5	2014	6	19	625	9.65	181	6477	421	204	67.36	32.64
11	26	2014	4	16	625	9.65	182	6477	301	324	48.16	51.84
9	7	2014	1	15	624	9.63	183	6477	273	351	43.75	56.25
8	16	2014	7	11	623	9.62	184	6477	332	291	53.29	46.71
6	29	2014	1	14	622	9.60	185	6477	273	349	43.89	56.11
8	31	2014	1	15	622	9.60	186	6477	277	345	44.53	55.47
9	13	2014	7	15	622	9.60	187	6477	317	305	50.96	49.04
8	21	2014	5	15	621	9.59	188	6477	324	297	52.17	47.83
8	23	2014	7	16	621	9.59	189	6477	316	305	50.89	49.11
10	3	2014	6	18	621	9.59	190	6477	351	270	56.52	43.48
8	23	2014	7	11	620	9.57	191	6477	310	310	50.00	50.00
6	27	2014	6	15	619	9.56	192	6477	329	290	53.15	46.85
8	11	2014	2	17	619	9.56	193	6477	322	297	52.02	47.98
8	27	2014	4	15	619	9.56	194	6477	317	302	51.21	48.79
9	12	2014	6	15	619	9.56	195	6477	330	289	53.31	46.69
8	21	2014	5	18	618	9.54	196	6477	347	271	56.15	43.85
5	9	2014	6	17	617	9.53	197	6477	321	296	52.03	47.97
8	28	2014	5	18	617	9.53	198	6477	383	234	62.07	37.93
8	31	2014	1	17	617	9.53	199	6477	230	387	37.28	62.72
8	10	2014	1	19	615	9.50	200	6477	239	376	38.86	61.14

**SR 014 MP 100.64 MARYHILL ADC SITE R076
K FOR PEAK 200 HOURS OF 2014**



AADT= 2047 K 30 FACTOR= 14.22 K 100 FACTOR= 12.12 K 200 FACTOR= 11.24 D 30 FACTOR= 50.17

**SR 014 MP 100.64 MARYHILL ADC SITE R076
D % IN THE PEAK 200 HOURS OF 2014**



MO	DY	YR	DAY OF WK	HR	HR VOL	PERCENT OF AADT	HOUR NUMBER	AADT	EAST VOLUME	WEST VOLUME	PERCENT EAST IS OF TOTAL VOLUME	PERCENT WEST IS OF TOTAL VOLUME
8	2	2014	7	23	840	41.04	1	2047	810	30	96.43	3.57
8	23	2014	7	23	628	30.68	2	2047	607	21	96.66	3.34
8	2	2014	7	24	507	24.77	3	2047	485	22	95.66	4.34
9	13	2014	7	23	497	24.28	4	2047	488	9	98.19	1.81
8	2	2014	7	18	494	24.13	5	2047	107	387	21.66	78.34
8	2	2014	7	17	490	23.94	6	2047	117	373	23.88	76.12
8	23	2014	7	18	393	19.20	7	2047	79	314	20.10	79.90
9	27	2014	7	16	393	19.20	8	2047	323	70	82.19	17.81
10	4	2014	7	13	370	18.08	9	2047	173	197	46.76	53.24
8	2	2014	7	16	368	17.98	10	2047	129	239	35.05	64.95
10	4	2014	7	16	360	17.59	11	2047	236	124	65.56	34.44

MO	DY	YR	DAY OF WK	HR	HR VOL	PERCENT OF AADT	HOUR NUMBER	AADT	EAST VOLUME	WEST VOLUME	PERCENT EAST IS OF TOTAL VOLUME	PERCENT WEST IS OF TOTAL VOLUME
8	23	2014	7	17	340	16.61	12	2047	105	235	30.88	69.12
9	13	2014	7	18	331	16.17	13	2047	94	237	28.40	71.60
9	1	2014	2	16	329	16.07	14	2047	178	151	54.10	45.90
9	13	2014	7	19	328	16.02	15	2047	65	263	19.82	80.18
9	1	2014	2	14	322	15.73	16	2047	173	149	53.73	46.27
8	29	2014	6	16	319	15.58	17	2047	203	116	63.64	36.36
9	1	2014	2	15	319	15.58	18	2047	167	152	52.35	47.65
8	23	2014	7	16	316	15.44	19	2047	141	175	44.62	55.38
10	4	2014	7	14	315	15.39	20	2047	147	168	46.67	53.33
8	8	2014	6	14	310	15.14	21	2047	165	145	53.23	46.77
9	26	2014	6	16	308	15.05	22	2047	161	147	52.27	47.73
9	27	2014	7	15	307	15.00	23	2047	221	86	71.99	28.01
7	19	2014	7	15	305	14.90	24	2047	132	173	43.28	56.72
9	13	2014	7	17	304	14.85	25	2047	141	163	46.38	53.62
6	27	2014	6	15	301	14.70	26	2047	155	146	51.50	48.50
8	29	2014	6	14	301	14.70	27	2047	160	141	53.16	46.84
10	4	2014	7	15	300	14.66	28	2047	157	143	52.33	47.67
9	27	2014	7	14	297	14.51	29	2047	207	90	69.70	30.30
9	26	2014	6	15	291	14.22	30	2047	145	146	49.83	50.17
9	27	2014	7	17	291	14.22	31	2047	232	59	79.73	20.27
7	3	2014	5	14	290	14.17	32	2047	137	153	47.24	52.76
8	1	2014	6	16	290	14.17	33	2047	168	122	57.93	42.07
5	26	2014	2	15	286	13.97	34	2047	113	173	39.51	60.49
8	15	2014	6	16	285	13.92	35	2047	162	123	56.84	43.16
8	17	2014	1	15	282	13.78	36	2047	147	135	52.13	47.87
5	26	2014	2	14	281	13.73	37	2047	121	160	43.06	56.94
8	29	2014	6	15	279	13.63	38	2047	152	127	54.48	45.52
2	14	2014	6	14	278	13.58	39	2047	192	86	69.06	30.94
9	19	2014	6	16	278	13.58	40	2047	158	120	56.83	43.17
2	14	2014	6	15	277	13.53	41	2047	170	107	61.37	38.63
9	1	2014	2	17	275	13.43	42	2047	167	108	60.73	39.27
2	14	2014	6	16	274	13.39	43	2047	187	87	68.25	31.75
8	15	2014	6	14	274	13.39	44	2047	156	118	56.93	43.07
7	20	2014	1	15	272	13.29	45	2047	140	132	51.47	48.53
8	30	2014	7	14	272	13.29	46	2047	139	133	51.10	48.90
7	18	2014	6	13	266	12.99	47	2047	146	120	54.89	45.11
5	25	2014	1	15	265	12.95	48	2047	135	130	50.94	49.06
6	26	2014	5	15	265	12.95	49	2047	171	94	64.53	35.47
8	24	2014	1	14	265	12.95	50	2047	146	119	55.09	44.91
8	31	2014	1	15	265	12.95	51	2047	124	141	46.79	53.21
7	19	2014	7	14	264	12.90	52	2047	124	140	46.97	53.03

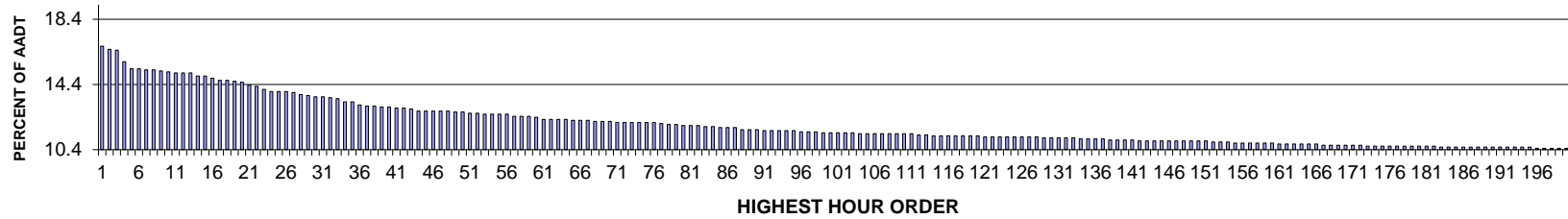
MO	DY	YR	DAY OF WK	HR	HR VOL	PERCENT OF AADT	HOUR NUMBER	AADT	EAST VOLUME	WEST VOLUME	PERCENT EAST IS OF TOTAL VOLUME	PERCENT WEST IS OF TOTAL VOLUME
10	4	2014	7	12	264	12.90	53	2047	94	170	35.61	64.39
10	10	2014	6	14	263	12.85	54	2047	139	124	52.85	47.15
7	25	2014	6	15	262	12.80	55	2047	149	113	56.87	43.13
6	29	2014	1	14	261	12.75	56	2047	123	138	47.13	52.87
4	4	2014	6	16	260	12.70	57	2047	174	86	66.92	33.08
8	24	2014	1	13	260	12.70	58	2047	121	139	46.54	53.46
8	8	2014	6	13	259	12.65	59	2047	123	136	47.49	52.51
9	13	2014	7	16	259	12.65	60	2047	146	113	56.37	43.63
2	14	2014	6	13	258	12.60	61	2047	154	104	59.69	40.31
7	10	2014	5	14	258	12.60	62	2047	126	132	48.84	51.16
7	18	2014	6	11	258	12.60	63	2047	103	155	39.92	60.08
7	19	2014	7	13	258	12.60	64	2047	117	141	45.35	54.65
7	27	2014	1	14	258	12.60	65	2047	119	139	46.12	53.88
6	29	2014	1	15	257	12.55	66	2047	128	129	49.81	50.19
7	3	2014	5	15	257	12.55	67	2047	140	117	54.47	45.53
7	7	2014	2	13	257	12.55	68	2047	125	132	48.64	51.36
7	25	2014	6	17	257	12.55	69	2047	134	123	52.14	47.86
10	3	2014	6	16	257	12.55	70	2047	146	111	56.81	43.19
8	31	2014	1	14	256	12.51	71	2047	113	143	44.14	55.86
10	10	2014	6	15	256	12.51	72	2047	152	104	59.38	40.63
2	14	2014	6	18	255	12.46	73	2047	162	93	63.53	36.47
5	23	2014	6	13	255	12.46	74	2047	140	115	54.90	45.10
5	25	2014	1	16	255	12.46	75	2047	136	119	53.33	46.67
7	9	2014	4	13	255	12.46	76	2047	128	127	50.20	49.80
7	10	2014	5	13	255	12.46	77	2047	122	133	47.84	52.16
7	18	2014	6	16	255	12.46	78	2047	160	95	62.75	37.25
5	24	2014	7	16	254	12.41	79	2047	144	110	56.69	43.31
8	2	2014	7	19	254	12.41	80	2047	69	185	27.17	72.83
8	11	2014	2	15	254	12.41	81	2047	139	115	54.72	45.28
8	17	2014	1	14	254	12.41	82	2047	127	127	50.00	50.00
10	5	2014	1	14	254	12.41	83	2047	126	128	49.61	50.39
6	26	2014	5	16	253	12.36	84	2047	140	113	55.34	44.66
8	14	2014	5	16	253	12.36	85	2047	148	105	58.50	41.50
9	19	2014	6	14	253	12.36	86	2047	128	125	50.59	49.41
6	27	2014	6	14	252	12.31	87	2047	142	110	56.35	43.65
7	3	2014	5	17	252	12.31	88	2047	128	124	50.79	49.21
8	16	2014	7	13	252	12.31	89	2047	118	134	46.83	53.17
8	29	2014	6	12	252	12.31	90	2047	116	136	46.03	53.97
7	11	2014	6	15	251	12.26	91	2047	126	125	50.20	49.80
8	2	2014	7	15	251	12.26	92	2047	103	148	41.04	58.96
8	31	2014	1	13	251	12.26	93	2047	122	129	48.61	51.39

MO	DY	YR	DAY OF WK	HR	HR VOL	PERCENT OF AADT	HOUR NUMBER	AADT	EAST VOLUME	WEST VOLUME	PERCENT EAST IS OF TOTAL VOLUME	PERCENT WEST IS OF TOTAL VOLUME
5	16	2014	6	15	250	12.21	94	2047	121	129	48.40	51.60
5	23	2014	6	16	250	12.21	95	2047	137	113	54.80	45.20
7	11	2014	6	13	250	12.21	96	2047	121	129	48.40	51.60
8	10	2014	1	15	250	12.21	97	2047	126	124	50.40	49.60
5	24	2014	7	15	249	12.16	98	2047	113	136	45.38	54.62
8	30	2014	7	16	249	12.16	99	2047	136	113	54.62	45.38
6	20	2014	6	13	248	12.12	100	2047	120	128	48.39	51.61
7	6	2014	1	14	248	12.12	101	2047	108	140	43.55	56.45
7	6	2014	1	15	248	12.12	102	2047	142	106	57.26	42.74
7	25	2014	6	16	248	12.12	103	2047	125	123	50.40	49.60
8	15	2014	6	15	248	12.12	104	2047	138	110	55.65	44.35
9	26	2014	6	17	248	12.12	105	2047	142	106	57.26	42.74
2	16	2014	1	15	247	12.07	106	2047	178	69	72.06	27.94
5	25	2014	1	14	247	12.07	107	2047	103	144	41.70	58.30
5	26	2014	2	16	247	12.07	108	2047	133	114	53.85	46.15
10	10	2014	6	17	247	12.07	109	2047	149	98	60.32	39.68
6	6	2014	6	16	246	12.02	110	2047	132	114	53.66	46.34
8	6	2014	4	16	246	12.02	111	2047	137	109	55.69	44.31
8	15	2014	6	17	246	12.02	112	2047	147	99	59.76	40.24
8	23	2014	7	15	246	12.02	113	2047	144	102	58.54	41.46
9	20	2014	7	15	246	12.02	114	2047	131	115	53.25	46.75
10	3	2014	6	15	246	12.02	115	2047	146	100	59.35	40.65
6	28	2014	7	15	245	11.97	116	2047	117	128	47.76	52.24
6	30	2014	2	16	245	11.97	117	2047	140	105	57.14	42.86
7	18	2014	6	18	245	11.97	118	2047	146	99	59.59	40.41
7	27	2014	1	16	245	11.97	119	2047	140	105	57.14	42.86
8	21	2014	5	14	245	11.97	120	2047	127	118	51.84	48.16
8	29	2014	6	17	245	11.97	121	2047	155	90	63.27	36.73
10	10	2014	6	16	245	11.97	122	2047	145	100	59.18	40.82
9	13	2014	7	15	244	11.92	123	2047	124	120	50.82	49.18
9	19	2014	6	13	244	11.92	124	2047	135	109	55.33	44.67
6	19	2014	5	15	243	11.87	125	2047	138	105	56.79	43.21
6	27	2014	6	16	243	11.87	126	2047	132	111	54.32	45.68
7	3	2014	5	13	243	11.87	127	2047	114	129	46.91	53.09
8	1	2014	6	17	243	11.87	128	2047	139	104	57.20	42.80
8	2	2014	7	14	243	11.87	129	2047	120	123	49.38	50.62
5	23	2014	6	17	242	11.82	130	2047	141	101	58.26	41.74
5	26	2014	2	17	242	11.82	131	2047	135	107	55.79	44.21
7	10	2014	5	12	242	11.82	132	2047	104	138	42.98	57.02
9	27	2014	7	18	242	11.82	133	2047	165	77	68.18	31.82
5	16	2014	6	13	241	11.77	134	2047	116	125	48.13	51.87

MO	DY	YR	DAY OF WK	HR	HR VOL	PERCENT OF AADT	HOUR NUMBER	AADT	EAST VOLUME	WEST VOLUME	PERCENT EAST IS OF TOTAL VOLUME	PERCENT WEST IS OF TOTAL VOLUME
7	11	2014	6	16	241	11.77	135	2047	138	103	57.26	42.74
8	21	2014	5	15	241	11.77	136	2047	113	128	46.89	53.11
6	20	2014	6	14	240	11.72	137	2047	128	112	53.33	46.67
7	3	2014	5	12	240	11.72	138	2047	119	121	49.58	50.42
7	7	2014	2	15	240	11.72	139	2047	121	119	50.42	49.58
7	17	2014	5	13	240	11.72	140	2047	116	124	48.33	51.67
7	21	2014	2	15	240	11.72	141	2047	132	108	55.00	45.00
8	15	2014	6	12	240	11.72	142	2047	120	120	50.00	50.00
8	30	2014	7	13	240	11.72	143	2047	118	122	49.17	50.83
10	4	2014	7	17	240	11.72	144	2047	180	60	75.00	25.00
5	24	2014	7	12	239	11.68	145	2047	108	131	45.19	54.81
6	27	2014	6	17	239	11.68	146	2047	136	103	56.90	43.10
7	3	2014	5	16	239	11.68	147	2047	128	111	53.56	46.44
8	1	2014	6	14	239	11.68	148	2047	123	116	51.46	48.54
9	19	2014	6	15	239	11.68	149	2047	135	104	56.49	43.51
6	26	2014	5	17	238	11.63	150	2047	133	105	55.88	44.12
6	29	2014	1	17	238	11.63	151	2047	109	129	45.80	54.20
7	3	2014	5	18	238	11.63	152	2047	131	107	55.04	44.96
7	6	2014	1	13	238	11.63	153	2047	108	130	45.38	54.62
8	10	2014	1	14	238	11.63	154	2047	139	99	58.40	41.60
8	23	2014	7	19	238	11.63	155	2047	55	183	23.11	76.89
9	14	2014	1	13	238	11.63	156	2047	118	120	49.58	50.42
5	23	2014	6	15	237	11.58	157	2047	134	103	56.54	43.46
7	6	2014	1	16	237	11.58	158	2047	125	112	52.74	47.26
7	9	2014	4	12	237	11.58	159	2047	107	130	45.15	54.85
8	22	2014	6	14	237	11.58	160	2047	115	122	48.52	51.48
9	1	2014	2	13	237	11.58	161	2047	116	121	48.95	51.05
6	13	2014	6	16	236	11.53	162	2047	143	93	60.59	39.41
6	29	2014	1	13	236	11.53	163	2047	109	127	46.19	53.81
7	10	2014	5	16	236	11.53	164	2047	121	115	51.27	48.73
7	25	2014	6	14	236	11.53	165	2047	123	113	52.12	47.88
7	27	2014	1	15	236	11.53	166	2047	108	128	45.76	54.24
8	3	2014	1	13	236	11.53	167	2047	115	121	48.73	51.27
8	17	2014	1	16	236	11.53	168	2047	126	110	53.39	46.61
8	22	2014	6	16	236	11.53	169	2047	145	91	61.44	38.56
5	24	2014	7	13	235	11.48	170	2047	106	129	45.11	54.89
5	25	2014	1	17	235	11.48	171	2047	139	96	59.15	40.85
7	7	2014	2	12	235	11.48	172	2047	117	118	49.79	50.21
7	24	2014	5	15	235	11.48	173	2047	120	115	51.06	48.94
5	26	2014	2	12	234	11.43	174	2047	108	126	46.15	53.85
6	25	2014	4	16	234	11.43	175	2047	129	105	55.13	44.87

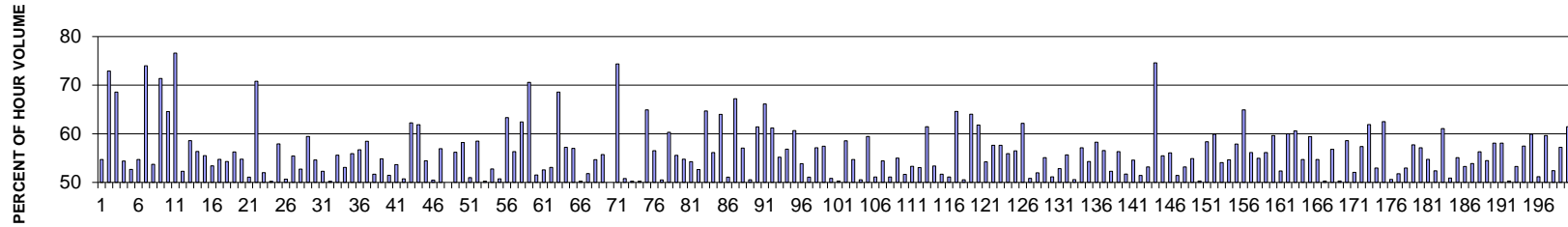
MO	DY	YR	DAY OF WK	HR	HR VOL	PERCENT OF AADT	HOUR NUMBER	AADT	EAST VOLUME	WEST VOLUME	PERCENT EAST IS OF TOTAL VOLUME	PERCENT WEST IS OF TOTAL VOLUME
6	27	2014	6	13	234	11.43	176	2047	109	125	46.58	53.42
7	17	2014	5	18	234	11.43	177	2047	140	94	59.83	40.17
8	1	2014	6	15	234	11.43	178	2047	133	101	56.84	43.16
8	3	2014	1	12	234	11.43	179	2047	96	138	41.03	58.97
8	31	2014	1	16	234	11.43	180	2047	129	105	55.13	44.87
4	25	2014	6	14	233	11.38	181	2047	129	104	55.36	44.64
5	11	2014	1	15	233	11.38	182	2047	123	110	52.79	47.21
8	29	2014	6	13	233	11.38	183	2047	120	113	51.50	48.50
2	14	2014	6	17	232	11.33	184	2047	143	89	61.64	38.36
5	2	2014	6	17	232	11.33	185	2047	124	108	53.45	46.55
5	23	2014	6	14	232	11.33	186	2047	123	109	53.02	46.98
6	30	2014	2	15	232	11.33	187	2047	129	103	55.60	44.40
7	19	2014	7	16	232	11.33	188	2047	128	104	55.17	44.83
7	24	2014	5	17	232	11.33	189	2047	141	91	60.78	39.22
9	19	2014	6	12	232	11.33	190	2047	114	118	49.14	50.86
2	13	2014	5	16	231	11.28	191	2047	146	85	63.20	36.80
5	25	2014	1	13	231	11.28	192	2047	87	144	37.66	62.34
7	19	2014	7	12	231	11.28	193	2047	97	134	41.99	58.01
8	11	2014	2	13	231	11.28	194	2047	83	148	35.93	64.07
10	2	2014	5	16	231	11.28	195	2047	138	93	59.74	40.26
10	3	2014	6	13	231	11.28	196	2047	109	122	47.19	52.81
10	3	2014	6	17	231	11.28	197	2047	136	95	58.87	41.13
2	13	2014	5	13	230	11.24	198	2047	142	88	61.74	38.26
5	9	2014	6	16	230	11.24	199	2047	120	110	52.17	47.83
6	8	2014	1	16	230	11.24	200	2047	113	117	49.13	50.87

**SR 014 MP 102.27 STONEHENG ADC SITE R077
K FOR PEAK 200 HOURS OF 2014**



AADT= 1582 K 30 FACTOR= 13.65 K 100 FACTOR= 11.44 K 200 FACTOR= 10.49 D 30 FACTOR= 54.63

**SR 014 MP 102.27 STONEHENG ADC SITE R077
D % IN THE PEAK 200 HOURS OF 2014**



MO	DY	YR	DAY OF WK	HR	HR VOL	PERCENT OF AADT	HOUR NUMBER	AADT	EAST VOLUME	WEST VOLUME	PERCENT EAST IS OF TOTAL VOLUME	PERCENT WEST IS OF TOTAL VOLUME
10	4	2014	7	13	265	16.75	1	1582	145	120	54.72	45.28
6	28	2014	7	18	262	16.56	2	1582	71	191	27.10	72.90
6	27	2014	6	17	261	16.50	3	1582	82	179	31.42	68.58
6	29	2014	1	13	250	15.80	4	1582	136	114	54.40	45.60
6	28	2014	7	13	243	15.36	5	1582	128	115	52.67	47.33
9	1	2014	2	16	243	15.36	6	1582	133	110	54.73	45.27
6	27	2014	6	18	242	15.30	7	1582	63	179	26.03	73.97
6	29	2014	1	14	242	15.30	8	1582	112	130	46.28	53.72
6	25	2014	4	18	241	15.23	9	1582	69	172	28.63	71.37
6	28	2014	7	17	240	15.17	10	1582	85	155	35.42	64.58
6	26	2014	5	18	239	15.11	11	1582	56	183	23.43	76.57

MO	DY	YR	DAY OF WK	HR	HR VOL	PERCENT OF AADT	HOUR NUMBER	AADT	EAST VOLUME	WEST VOLUME	PERCENT EAST IS OF TOTAL VOLUME	PERCENT WEST IS OF TOTAL VOLUME
6	27	2014	6	15	239	15.11	12	1582	114	125	47.70	52.30
6	28	2014	7	16	239	15.11	13	1582	99	140	41.42	58.58
5	26	2014	2	15	236	14.92	14	1582	103	133	43.64	56.36
8	10	2014	1	15	236	14.92	15	1582	131	105	55.51	44.49
6	28	2014	7	15	234	14.79	16	1582	125	109	53.42	46.58
8	17	2014	1	14	232	14.66	17	1582	127	105	54.74	45.26
9	1	2014	2	14	232	14.66	18	1582	126	106	54.31	45.69
5	26	2014	2	13	231	14.60	19	1582	101	130	43.72	56.28
6	28	2014	7	12	230	14.54	20	1582	126	104	54.78	45.22
8	17	2014	1	15	227	14.35	21	1582	116	111	51.10	48.90
6	29	2014	1	20	226	14.29	22	1582	66	160	29.20	70.80
9	1	2014	2	15	223	14.10	23	1582	116	107	52.02	47.98
8	17	2014	1	16	221	13.97	24	1582	110	111	49.77	50.23
8	17	2014	1	18	221	13.97	25	1582	93	128	42.08	57.92
10	4	2014	7	14	221	13.97	26	1582	112	109	50.68	49.32
8	16	2014	7	14	220	13.91	27	1582	98	122	44.55	55.45
9	1	2014	2	18	218	13.78	28	1582	103	115	47.25	52.75
8	29	2014	6	18	217	13.72	29	1582	88	129	40.55	59.45
5	26	2014	2	14	216	13.65	30	1582	118	98	54.63	45.37
5	26	2014	2	17	216	13.65	31	1582	103	113	47.69	52.31
6	28	2014	7	14	215	13.59	32	1582	108	107	50.23	49.77
6	15	2014	1	17	214	13.53	33	1582	95	119	44.39	55.61
6	27	2014	6	14	211	13.34	34	1582	112	99	53.08	46.92
6	27	2014	6	16	211	13.34	35	1582	93	118	44.08	55.92
5	26	2014	2	12	208	13.15	36	1582	118	90	56.73	43.27
6	29	2014	1	15	207	13.08	37	1582	121	86	58.45	41.55
11	30	2014	1	16	207	13.08	38	1582	100	107	48.31	51.69
6	26	2014	5	15	206	13.02	39	1582	93	113	45.15	54.85
8	17	2014	1	13	206	13.02	40	1582	100	106	48.54	51.46
6	15	2014	1	16	205	12.96	41	1582	95	110	46.34	53.66
9	13	2014	7	15	205	12.96	42	1582	104	101	50.73	49.27
6	29	2014	1	12	204	12.90	43	1582	127	77	62.25	37.75
6	25	2014	4	17	202	12.77	44	1582	77	125	38.12	61.88
6	29	2014	1	17	202	12.77	45	1582	92	110	45.54	54.46
6	29	2014	1	18	202	12.77	46	1582	100	102	49.50	50.50
9	1	2014	2	17	202	12.77	47	1582	115	87	56.93	43.07
10	5	2014	1	14	202	12.77	48	1582	101	101	50.00	50.00
5	26	2014	2	16	201	12.71	49	1582	88	113	43.78	56.22
10	5	2014	1	17	201	12.71	50	1582	84	117	41.79	58.21
10	5	2014	1	15	200	12.64	51	1582	102	98	51.00	49.00
11	30	2014	1	15	200	12.64	52	1582	117	83	58.50	41.50

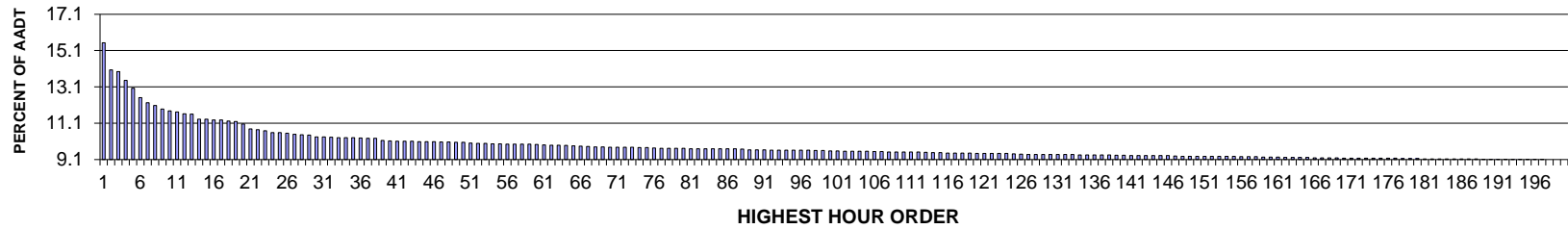
MO	DY	YR	DAY OF WK	HR	HR VOL	PERCENT OF AADT	HOUR NUMBER	AADT	EAST VOLUME	WEST VOLUME	PERCENT EAST IS OF TOTAL VOLUME	PERCENT WEST IS OF TOTAL VOLUME
6	22	2014	1	16	199	12.58	53	1582	99	100	49.75	50.25
8	10	2014	1	13	199	12.58	54	1582	94	105	47.24	52.76
10	5	2014	1	13	199	12.58	55	1582	101	98	50.75	49.25
10	5	2014	1	16	199	12.58	56	1582	73	126	36.68	63.32
4	13	2014	1	15	197	12.45	57	1582	111	86	56.35	43.65
6	26	2014	5	17	197	12.45	58	1582	74	123	37.56	62.44
9	20	2014	7	18	197	12.45	59	1582	58	139	29.44	70.56
8	17	2014	1	17	196	12.39	60	1582	101	95	51.53	48.47
6	8	2014	1	16	194	12.26	61	1582	102	92	52.58	47.42
6	15	2014	1	14	194	12.26	62	1582	91	103	46.91	53.09
6	28	2014	7	10	194	12.26	63	1582	133	61	68.56	31.44
8	10	2014	1	17	194	12.26	64	1582	111	83	57.22	42.78
6	22	2014	1	13	193	12.20	65	1582	83	110	43.01	56.99
8	20	2014	4	14	193	12.20	66	1582	96	97	49.74	50.26
9	14	2014	1	15	193	12.20	67	1582	93	100	48.19	51.81
6	22	2014	1	15	192	12.14	68	1582	105	87	54.69	45.31
8	2	2014	7	18	192	12.14	69	1582	85	107	44.27	55.73
9	1	2014	2	13	192	12.14	70	1582	96	96	50.00	50.00
4	26	2014	7	18	191	12.07	71	1582	49	142	25.65	74.35
5	24	2014	7	13	191	12.07	72	1582	94	97	49.21	50.79
5	25	2014	1	14	191	12.07	73	1582	95	96	49.74	50.26
6	8	2014	1	15	191	12.07	74	1582	95	96	49.74	50.26
6	13	2014	6	18	191	12.07	75	1582	67	124	35.08	64.92
8	23	2014	7	18	191	12.07	76	1582	83	108	43.46	56.54
6	29	2014	1	16	190	12.01	77	1582	94	96	49.47	50.53
8	15	2014	6	16	189	11.95	78	1582	75	114	39.68	60.32
9	14	2014	1	16	189	11.95	79	1582	105	84	55.56	44.44
8	15	2014	6	17	188	11.88	80	1582	85	103	45.21	54.79
8	16	2014	7	15	188	11.88	81	1582	86	102	45.74	54.26
11	30	2014	1	14	188	11.88	82	1582	99	89	52.66	47.34
6	20	2014	6	18	187	11.82	83	1582	66	121	35.29	64.71
11	26	2014	4	14	187	11.82	84	1582	82	105	43.85	56.15
6	13	2014	6	17	186	11.76	85	1582	67	119	36.02	63.98
6	15	2014	1	13	186	11.76	86	1582	91	95	48.92	51.08
9	5	2014	6	17	186	11.76	87	1582	61	125	32.80	67.20
9	7	2014	1	16	184	11.63	88	1582	105	79	57.07	42.93
9	14	2014	1	13	184	11.63	89	1582	93	91	50.54	49.46
9	26	2014	6	18	184	11.63	90	1582	71	113	38.59	61.41
6	14	2014	7	18	183	11.57	91	1582	62	121	33.88	66.12
8	1	2014	6	18	183	11.57	92	1582	71	112	38.80	61.20
8	10	2014	1	14	183	11.57	93	1582	101	82	55.19	44.81

MO	DY	YR	DAY OF WK	HR	HR VOL	PERCENT OF AADT	HOUR NUMBER	AADT	EAST VOLUME	WEST VOLUME	PERCENT EAST IS OF TOTAL VOLUME	PERCENT WEST IS OF TOTAL VOLUME
9	7	2014	1	15	183	11.57	94	1582	104	79	56.83	43.17
9	11	2014	5	17	183	11.57	95	1582	72	111	39.34	60.66
5	2	2014	6	16	182	11.50	96	1582	84	98	46.15	53.85
6	26	2014	5	16	182	11.50	97	1582	93	89	51.10	48.90
9	19	2014	6	18	182	11.50	98	1582	78	104	42.86	57.14
4	6	2014	1	16	181	11.44	99	1582	104	77	57.46	42.54
5	11	2014	1	16	181	11.44	100	1582	92	89	50.83	49.17
5	25	2014	1	15	181	11.44	101	1582	90	91	49.72	50.28
6	15	2014	1	18	181	11.44	102	1582	75	106	41.44	58.56
9	5	2014	6	16	181	11.44	103	1582	82	99	45.30	54.70
5	23	2014	6	17	180	11.38	104	1582	91	89	50.56	49.44
5	26	2014	2	18	180	11.38	105	1582	73	107	40.56	59.44
6	26	2014	5	13	180	11.38	106	1582	92	88	51.11	48.89
8	2	2014	7	17	180	11.38	107	1582	82	98	45.56	54.44
8	10	2014	1	16	180	11.38	108	1582	88	92	48.89	51.11
8	30	2014	7	13	180	11.38	109	1582	99	81	55.00	45.00
9	15	2014	2	15	180	11.38	110	1582	93	87	51.67	48.33
10	4	2014	7	16	180	11.38	111	1582	96	84	53.33	46.67
6	30	2014	2	16	179	11.31	112	1582	95	84	53.07	46.93
8	29	2014	6	15	179	11.31	113	1582	69	110	38.55	61.45
6	20	2014	6	14	178	11.25	114	1582	83	95	46.63	53.37
6	27	2014	6	13	178	11.25	115	1582	86	92	48.31	51.69
6	30	2014	2	15	178	11.25	116	1582	87	91	48.88	51.12
8	16	2014	7	19	178	11.25	117	1582	63	115	35.39	64.61
9	13	2014	7	12	178	11.25	118	1582	88	90	49.44	50.56
9	13	2014	7	14	178	11.25	119	1582	64	114	35.96	64.04
9	13	2014	7	17	178	11.25	120	1582	68	110	38.20	61.80
3	23	2014	1	15	177	11.19	121	1582	96	81	54.24	45.76
5	25	2014	1	16	177	11.19	122	1582	102	75	57.63	42.37
6	11	2014	4	17	177	11.19	123	1582	75	102	42.37	57.63
6	25	2014	4	15	177	11.19	124	1582	78	99	44.07	55.93
8	2	2014	7	13	177	11.19	125	1582	77	100	43.50	56.50
8	15	2014	6	18	177	11.19	126	1582	67	110	37.85	62.15
9	13	2014	7	13	177	11.19	127	1582	90	87	50.85	49.15
9	19	2014	6	15	177	11.19	128	1582	85	92	48.02	51.98
5	23	2014	6	13	176	11.13	129	1582	79	97	44.89	55.11
6	14	2014	7	13	176	11.13	130	1582	86	90	48.86	51.14
8	15	2014	6	13	176	11.13	131	1582	83	93	47.16	52.84
8	29	2014	6	13	176	11.13	132	1582	78	98	44.32	55.68
9	14	2014	1	14	176	11.13	133	1582	87	89	49.43	50.57
5	23	2014	6	18	175	11.06	134	1582	75	100	42.86	57.14

MO	DY	YR	DAY OF WK	HR	HR VOL	PERCENT OF AADT	HOUR NUMBER	AADT	EAST VOLUME	WEST VOLUME	PERCENT EAST IS OF TOTAL VOLUME	PERCENT WEST IS OF TOTAL VOLUME
6	13	2014	6	12	175	11.06	135	1582	80	95	45.71	54.29
8	15	2014	6	12	175	11.06	136	1582	73	102	41.71	58.29
11	26	2014	4	16	175	11.06	137	1582	76	99	43.43	56.57
6	22	2014	1	14	174	11.00	138	1582	91	83	52.30	47.70
8	14	2014	5	15	174	11.00	139	1582	76	98	43.68	56.32
9	13	2014	7	16	174	11.00	140	1582	84	90	48.28	51.72
11	26	2014	4	13	174	11.00	141	1582	79	95	45.40	54.60
4	27	2014	1	15	173	10.94	142	1582	89	84	51.45	48.55
5	24	2014	7	15	173	10.94	143	1582	81	92	46.82	53.18
6	29	2014	1	21	173	10.94	144	1582	44	129	25.43	74.57
8	6	2014	4	16	173	10.94	145	1582	77	96	44.51	55.49
8	16	2014	7	13	173	10.94	146	1582	76	97	43.93	56.07
8	17	2014	1	19	173	10.94	147	1582	84	89	48.55	51.45
9	7	2014	1	14	173	10.94	148	1582	81	92	46.82	53.18
9	7	2014	1	17	173	10.94	149	1582	95	78	54.91	45.09
9	21	2014	1	17	173	10.94	150	1582	86	87	49.71	50.29
10	10	2014	6	14	173	10.94	151	1582	72	101	41.62	58.38
5	7	2014	4	15	172	10.87	152	1582	69	103	40.12	59.88
5	11	2014	1	17	172	10.87	153	1582	79	93	45.93	54.07
10	3	2014	6	17	172	10.87	154	1582	78	94	45.35	54.65
4	4	2014	6	16	171	10.81	155	1582	99	72	57.89	42.11
6	18	2014	4	18	171	10.81	156	1582	60	111	35.09	64.91
8	10	2014	1	18	171	10.81	157	1582	96	75	56.14	43.86
8	15	2014	6	15	171	10.81	158	1582	77	94	45.03	54.97
8	29	2014	6	14	171	10.81	159	1582	75	96	43.86	56.14
9	12	2014	6	16	171	10.81	160	1582	69	102	40.35	59.65
5	24	2014	7	12	170	10.75	161	1582	81	89	47.65	52.35
6	8	2014	1	14	170	10.75	162	1582	102	68	60.00	40.00
6	29	2014	1	11	170	10.75	163	1582	103	67	60.59	39.41
8	30	2014	7	14	170	10.75	164	1582	93	77	54.71	45.29
9	13	2014	7	18	170	10.75	165	1582	69	101	40.59	59.41
9	26	2014	6	17	170	10.75	166	1582	77	93	45.29	54.71
3	23	2014	1	16	169	10.68	167	1582	85	84	50.30	49.70
6	23	2014	2	14	169	10.68	168	1582	73	96	43.20	56.80
8	19	2014	3	16	169	10.68	169	1582	85	84	50.30	49.70
8	23	2014	7	17	169	10.68	170	1582	70	99	41.42	58.58
9	19	2014	6	14	169	10.68	171	1582	88	81	52.07	47.93
10	3	2014	6	15	169	10.68	172	1582	72	97	42.60	57.40
4	11	2014	6	17	168	10.62	173	1582	64	104	38.10	61.90
5	23	2014	6	16	168	10.62	174	1582	79	89	47.02	52.98
6	13	2014	6	13	168	10.62	175	1582	63	105	37.50	62.50

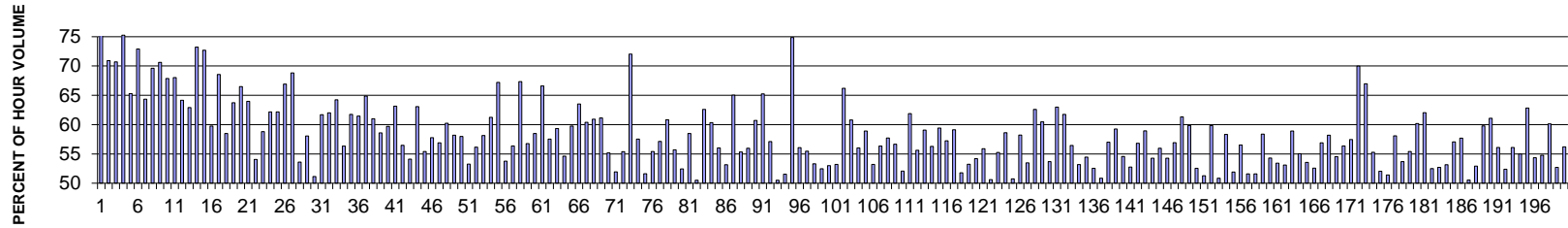
MO	DY	YR	DAY OF WK	HR	HR VOL	PERCENT OF AADT	HOUR NUMBER	AADT	EAST VOLUME	WEST VOLUME	PERCENT EAST IS OF TOTAL VOLUME	PERCENT WEST IS OF TOTAL VOLUME
6	17	2014	3	17	168	10.62	176	1582	85	83	50.60	49.40
6	20	2014	6	16	168	10.62	177	1582	81	87	48.21	51.79
8	16	2014	7	16	168	10.62	178	1582	79	89	47.02	52.98
8	18	2014	2	14	168	10.62	179	1582	71	97	42.26	57.74
8	29	2014	6	12	168	10.62	180	1582	72	96	42.86	57.14
9	21	2014	1	13	168	10.62	181	1582	76	92	45.24	54.76
10	4	2014	7	15	168	10.62	182	1582	80	88	47.62	52.38
4	25	2014	6	18	167	10.56	183	1582	65	102	38.92	61.08
5	24	2014	7	16	167	10.56	184	1582	82	85	49.10	50.90
6	6	2014	6	15	167	10.56	185	1582	75	92	44.91	55.09
6	22	2014	1	17	167	10.56	186	1582	89	78	53.29	46.71
8	1	2014	6	17	167	10.56	187	1582	77	90	46.11	53.89
8	14	2014	5	14	167	10.56	188	1582	73	94	43.71	56.29
8	15	2014	6	14	167	10.56	189	1582	91	76	54.49	45.51
8	16	2014	7	12	167	10.56	190	1582	70	97	41.92	58.08
8	19	2014	3	17	167	10.56	191	1582	70	97	41.92	58.08
8	30	2014	7	17	167	10.56	192	1582	83	84	49.70	50.30
9	12	2014	6	13	167	10.56	193	1582	78	89	46.71	53.29
9	19	2014	6	16	167	10.56	194	1582	71	96	42.51	57.49
10	5	2014	1	18	167	10.56	195	1582	67	100	40.12	59.88
5	18	2014	1	15	166	10.49	196	1582	81	85	48.80	51.20
6	20	2014	6	13	166	10.49	197	1582	67	99	40.36	59.64
6	22	2014	1	18	166	10.49	198	1582	87	79	52.41	47.59
8	2	2014	7	15	166	10.49	199	1582	71	95	42.77	57.23
8	18	2014	2	18	166	10.49	200	1582	64	102	38.55	61.45

**SR 004 MP 55.05 LONGVIEW ADC SITE R078
K FOR PEAK 200 HOURS OF 2014**



AADT= 5043 K 30 FACTOR= 10.35 K 100 FACTOR= 9.58 K 200 FACTOR= 9.1 D 30 FACTOR= 51.15

**SR 004 MP 55.05 LONGVIEW ADC SITE R078
D % IN THE PEAK 200 HOURS OF 2014**



MO	DY	YR	DAY OF WK	HR	HR VOL	PERCENT OF AADT	HOUR NUMBER	AADT	EAST VOLUME	WEST VOLUME	PERCENT EAST IS OF TOTAL VOLUME	PERCENT WEST IS OF TOTAL VOLUME
7	6	2014	1	15	783	15.53	1	5043	600	183	76.63	23.37
9	7	2014	1	15	708	14.04	2	5043	502	206	70.90	29.10
7	6	2014	1	14	703	13.94	3	5043	497	206	70.70	29.30
7	6	2014	1	16	679	13.46	4	5043	511	168	75.26	24.74
9	7	2014	1	14	657	13.03	5	5043	429	228	65.30	34.70
9	7	2014	1	16	631	12.51	6	5043	460	171	72.90	27.10
9	5	2014	6	17	617	12.23	7	5043	220	397	35.66	64.34
7	6	2014	1	17	609	12.08	8	5043	424	185	69.62	30.38
9	5	2014	6	18	599	11.88	9	5043	176	423	29.38	70.62
7	6	2014	1	13	594	11.78	10	5043	403	191	67.85	32.15
9	7	2014	1	13	591	11.72	11	5043	402	189	68.02	31.98

MO	DY	YR	DAY OF WK	HR	HR VOL	PERCENT OF AADT	HOUR NUMBER	AADT	EAST VOLUME	WEST VOLUME	PERCENT EAST IS OF TOTAL VOLUME	PERCENT WEST IS OF TOTAL VOLUME
7	25	2014	6	12	586	11.62	12	5043	376	210	64.16	35.84
9	6	2014	7	12	585	11.60	13	5043	217	368	37.09	62.91
9	7	2014	1	17	571	11.32	14	5043	418	153	73.20	26.80
9	7	2014	1	18	571	11.32	15	5043	415	156	72.68	27.32
7	3	2014	5	16	569	11.28	16	5043	229	340	40.25	59.75
8	29	2014	6	18	569	11.28	17	5043	179	390	31.46	68.54
8	24	2014	1	13	566	11.22	18	5043	331	235	58.48	41.52
5	31	2014	7	17	565	11.20	19	5043	360	205	63.72	36.28
9	1	2014	2	15	558	11.06	20	5043	371	187	66.49	33.51
7	3	2014	5	17	544	10.79	21	5043	196	348	36.03	63.97
9	12	2014	6	17	542	10.75	22	5043	249	293	45.94	54.06
8	29	2014	6	16	539	10.69	23	5043	222	317	41.19	58.81
5	30	2014	6	17	534	10.59	24	5043	202	332	37.83	62.17
9	6	2014	7	13	534	10.59	25	5043	202	332	37.83	62.17
5	26	2014	2	13	532	10.55	26	5043	356	176	66.92	33.08
7	3	2014	5	18	529	10.49	27	5043	165	364	31.19	68.81
7	3	2014	5	14	528	10.47	28	5043	245	283	46.40	53.60
8	8	2014	6	16	527	10.45	29	5043	221	306	41.94	58.06
7	13	2014	1	13	522	10.35	30	5043	267	255	51.15	48.85
9	5	2014	6	16	522	10.35	31	5043	200	322	38.31	61.69
9	1	2014	2	14	521	10.33	32	5043	323	198	62.00	38.00
5	23	2014	6	17	520	10.31	33	5043	186	334	35.77	64.23
8	29	2014	6	15	520	10.31	34	5043	227	293	43.65	56.35
8	30	2014	7	17	520	10.31	35	5043	199	321	38.27	61.73
7	18	2014	6	18	519	10.29	36	5043	200	319	38.54	61.46
9	6	2014	7	14	518	10.27	37	5043	182	336	35.14	64.86
10	10	2014	6	17	518	10.27	38	5043	202	316	39.00	61.00
8	1	2014	6	17	512	10.15	39	5043	212	300	41.41	58.59
9	5	2014	6	15	511	10.13	40	5043	206	305	40.31	59.69
5	26	2014	2	14	510	10.11	41	5043	322	188	63.14	36.86
7	27	2014	1	16	510	10.11	42	5043	288	222	56.47	43.53
8	22	2014	6	16	510	10.11	43	5043	234	276	45.88	54.12
7	6	2014	1	12	509	10.09	44	5043	321	188	63.06	36.94
8	10	2014	1	13	509	10.09	45	5043	282	227	55.40	44.60
8	29	2014	6	17	509	10.09	46	5043	215	294	42.24	57.76
9	4	2014	5	16	508	10.07	47	5043	219	289	43.11	56.89
11	7	2014	6	18	508	10.07	48	5043	202	306	39.76	60.24
8	8	2014	6	17	507	10.05	49	5043	212	295	41.81	58.19
8	24	2014	1	16	507	10.05	50	5043	294	213	57.99	42.01
8	23	2014	7	17	505	10.01	51	5043	236	269	46.73	53.27
8	3	2014	1	14	504	9.99	52	5043	283	221	56.15	43.85


MO	DY	YR	DAY OF WK	HR	HR VOL	PERCENT OF AADT	HOUR NUMBER	AADT	EAST VOLUME	WEST VOLUME	PERCENT EAST IS OF TOTAL VOLUME	PERCENT WEST IS OF TOTAL VOLUME
9	4	2014	5	18	504	9.99	53	5043	211	293	41.87	58.13
7	3	2014	5	15	503	9.97	54	5043	195	308	38.77	61.23
10	31	2014	6	17	503	9.97	55	5043	165	338	32.80	67.20
7	27	2014	1	14	502	9.95	56	5043	270	232	53.78	46.22
8	24	2014	1	15	502	9.95	57	5043	283	219	56.37	43.63
9	1	2014	2	13	502	9.95	58	5043	338	164	67.33	32.67
10	3	2014	6	17	502	9.95	59	5043	217	285	43.23	56.77
11	7	2014	6	17	501	9.93	60	5043	208	293	41.52	58.48
9	7	2014	1	12	500	9.91	61	5043	333	167	66.60	33.40
7	25	2014	6	17	499	9.89	62	5043	212	287	42.48	57.52
10	24	2014	6	17	499	9.89	63	5043	203	296	40.68	59.32
8	3	2014	1	15	498	9.88	64	5043	272	226	54.62	45.38
9	13	2014	7	13	497	9.86	65	5043	200	297	40.24	59.76
5	23	2014	6	16	496	9.84	66	5043	181	315	36.49	63.51
8	1	2014	6	15	495	9.82	67	5043	196	299	39.60	60.40
8	8	2014	6	18	494	9.80	68	5043	193	301	39.07	60.93
8	22	2014	6	17	494	9.80	69	5043	192	302	38.87	61.13
6	20	2014	6	17	493	9.78	70	5043	221	272	44.83	55.17
7	17	2014	5	17	493	9.78	71	5043	237	256	48.07	51.93
8	8	2014	6	15	493	9.78	72	5043	220	273	44.62	55.38
9	5	2014	6	19	493	9.78	73	5043	138	355	27.99	72.01
7	25	2014	6	15	492	9.76	74	5043	209	283	42.48	57.52
8	23	2014	7	18	492	9.76	75	5043	254	238	51.63	48.37
8	24	2014	1	14	491	9.74	76	5043	272	219	55.40	44.60
7	20	2014	1	14	490	9.72	77	5043	280	210	57.14	42.86
8	23	2014	7	15	490	9.72	78	5043	192	298	39.18	60.82
9	4	2014	5	17	490	9.72	79	5043	217	273	44.29	55.71
9	14	2014	1	13	490	9.72	80	5043	257	233	52.45	47.55
5	16	2014	6	17	489	9.70	81	5043	203	286	41.51	58.49
7	8	2014	3	16	489	9.70	82	5043	247	242	50.51	49.49
7	19	2014	7	11	489	9.70	83	5043	183	306	37.42	62.58
7	19	2014	7	12	489	9.70	84	5043	194	295	39.67	60.33
7	26	2014	7	14	489	9.70	85	5043	215	274	43.97	56.03
8	23	2014	7	12	489	9.70	86	5043	229	260	46.83	53.17
10	12	2014	1	13	489	9.70	87	5043	318	171	65.03	34.97
7	25	2014	6	13	488	9.68	88	5043	270	218	55.33	44.67
7	18	2014	6	17	486	9.64	89	5043	214	272	44.03	55.97
8	3	2014	1	13	486	9.64	90	5043	295	191	60.70	39.30
9	1	2014	2	16	486	9.64	91	5043	317	169	65.23	34.77
5	9	2014	6	17	485	9.62	92	5043	208	277	42.89	57.11
5	31	2014	7	14	485	9.62	93	5043	240	245	49.48	50.52

MO	DY	YR	DAY OF WK	HR	HR VOL	PERCENT OF AADT	HOUR NUMBER	AADT	EAST VOLUME	WEST VOLUME	PERCENT EAST IS OF TOTAL VOLUME	PERCENT WEST IS OF TOTAL VOLUME
8	2	2014	7	12	485	9.62	94	5043	235	250	48.45	51.55
9	7	2014	1	19	485	9.62	95	5043	363	122	74.85	25.15
10	10	2014	6	16	485	9.62	96	5043	213	272	43.92	56.08
10	30	2014	5	17	485	9.62	97	5043	216	269	44.54	55.46
8	28	2014	5	16	484	9.60	98	5043	226	258	46.69	53.31
9	25	2014	5	17	484	9.60	99	5043	230	254	47.52	52.48
5	16	2014	6	16	483	9.58	100	5043	227	256	47.00	53.00
7	9	2014	4	16	483	9.58	101	5043	257	226	53.21	46.79
7	4	2014	6	13	482	9.56	102	5043	163	319	33.82	66.18
8	28	2014	5	18	482	9.56	103	5043	189	293	39.21	60.79
9	5	2014	6	12	482	9.56	104	5043	212	270	43.98	56.02
9	5	2014	6	14	482	9.56	105	5043	198	284	41.08	58.92
8	21	2014	5	17	481	9.54	106	5043	225	256	46.78	53.22
9	13	2014	7	12	481	9.54	107	5043	210	271	43.66	56.34
4	18	2014	6	17	480	9.52	108	5043	203	277	42.29	57.71
7	18	2014	6	15	480	9.52	109	5043	208	272	43.33	56.67
8	10	2014	1	14	480	9.52	110	5043	250	230	52.08	47.92
8	22	2014	6	18	480	9.52	111	5043	183	297	38.13	61.88
9	3	2014	4	17	480	9.52	112	5043	213	267	44.38	55.63
9	6	2014	7	11	479	9.50	113	5043	196	283	40.92	59.08
7	18	2014	6	16	478	9.48	114	5043	209	269	43.72	56.28
7	20	2014	1	13	478	9.48	115	5043	284	194	59.41	40.59
3	14	2014	6	17	477	9.46	116	5043	204	273	42.77	57.23
7	11	2014	6	15	477	9.46	117	5043	195	282	40.88	59.12
7	16	2014	4	16	477	9.46	118	5043	247	230	51.78	48.22
10	9	2014	5	17	477	9.46	119	5043	223	254	46.75	53.25
4	11	2014	6	17	476	9.44	120	5043	218	258	45.80	54.20
7	28	2014	2	17	476	9.44	121	5043	210	266	44.12	55.88
8	1	2014	6	14	476	9.44	122	5043	241	235	50.63	49.37
8	23	2014	7	16	476	9.44	123	5043	213	263	44.75	55.25
8	27	2014	4	18	476	9.44	124	5043	197	279	41.39	58.61
8	1	2014	6	16	475	9.42	125	5043	234	241	49.26	50.74
7	1	2014	3	18	474	9.40	126	5043	198	276	41.77	58.23
6	30	2014	2	17	473	9.38	127	5043	220	253	46.51	53.49
7	11	2014	6	18	473	9.38	128	5043	177	296	37.42	62.58
7	27	2014	1	13	473	9.38	129	5043	286	187	60.47	39.53
8	11	2014	2	14	473	9.38	130	5043	219	254	46.30	53.70
9	1	2014	2	17	473	9.38	131	5043	298	175	63.00	37.00
9	6	2014	7	15	473	9.38	132	5043	181	292	38.27	61.73
10	3	2014	6	16	473	9.38	133	5043	206	267	43.55	56.45
5	20	2014	3	17	472	9.36	134	5043	221	251	46.82	53.18

MO	DY	YR	DAY OF WK	HR	HR VOL	PERCENT OF AADT	HOUR NUMBER	AADT	EAST VOLUME	WEST VOLUME	PERCENT EAST IS OF TOTAL VOLUME	PERCENT WEST IS OF TOTAL VOLUME
7	9	2014	4	17	472	9.36	135	5043	215	257	45.55	54.45
9	11	2014	5	16	472	9.36	136	5043	224	248	47.46	52.54
9	13	2014	7	15	472	9.36	137	5043	232	240	49.15	50.85
11	7	2014	6	15	472	9.36	138	5043	203	269	43.01	56.99
6	27	2014	6	17	471	9.34	139	5043	192	279	40.76	59.24
8	29	2014	6	14	471	9.34	140	5043	214	257	45.44	54.56
5	22	2014	5	16	470	9.32	141	5043	222	248	47.23	52.77
5	29	2014	5	17	470	9.32	142	5043	203	267	43.19	56.81
7	4	2014	6	12	470	9.32	143	5043	193	277	41.06	58.94
7	10	2014	5	17	470	9.32	144	5043	215	255	45.74	54.26
9	2	2014	3	16	470	9.32	145	5043	207	263	44.04	55.96
10	8	2014	4	17	470	9.32	146	5043	215	255	45.74	54.26
11	4	2014	3	17	469	9.30	147	5043	202	267	43.07	56.93
5	30	2014	6	18	468	9.28	148	5043	181	287	38.68	61.32
6	22	2014	1	17	468	9.28	149	5043	280	188	59.83	40.17
8	4	2014	2	17	468	9.28	150	5043	222	246	47.44	52.56
8	23	2014	7	13	468	9.28	151	5043	228	240	48.72	51.28
8	24	2014	1	12	468	9.28	152	5043	280	188	59.83	40.17
8	27	2014	4	16	468	9.28	153	5043	230	238	49.15	50.85
9	12	2014	6	16	468	9.28	154	5043	195	273	41.67	58.33
12	5	2014	6	16	468	9.28	155	5043	225	243	48.08	51.92
1	24	2014	6	17	467	9.26	156	5043	203	264	43.47	56.53
7	5	2014	7	14	467	9.26	157	5043	226	241	48.39	51.61
8	20	2014	4	17	467	9.26	158	5043	226	241	48.39	51.61
6	1	2014	1	14	466	9.24	159	5043	272	194	58.37	41.63
7	21	2014	2	17	466	9.24	160	5043	213	253	45.71	54.29
9	12	2014	6	15	466	9.24	161	5043	217	249	46.57	53.43
7	1	2014	3	17	465	9.22	162	5043	218	247	46.88	53.12
7	25	2014	6	18	465	9.22	163	5043	191	274	41.08	58.92
7	26	2014	7	13	465	9.22	164	5043	209	256	44.95	55.05
7	31	2014	5	16	465	9.22	165	5043	216	249	46.45	53.55
5	2	2014	6	17	464	9.20	166	5043	220	244	47.41	52.59
7	19	2014	7	17	464	9.20	167	5043	264	200	56.90	43.10
8	7	2014	5	18	464	9.20	168	5043	194	270	41.81	58.19
10	16	2014	5	17	464	9.20	169	5043	211	253	45.47	54.53
1	17	2014	6	17	463	9.18	170	5043	202	261	43.63	56.37
5	23	2014	6	15	463	9.18	171	5043	197	266	42.55	57.45
5	23	2014	6	18	463	9.18	172	5043	139	324	30.02	69.98
7	4	2014	6	14	463	9.18	173	5043	153	310	33.05	66.95
8	20	2014	4	16	463	9.18	174	5043	207	256	44.71	55.29
8	29	2014	6	13	463	9.18	175	5043	222	241	47.95	52.05

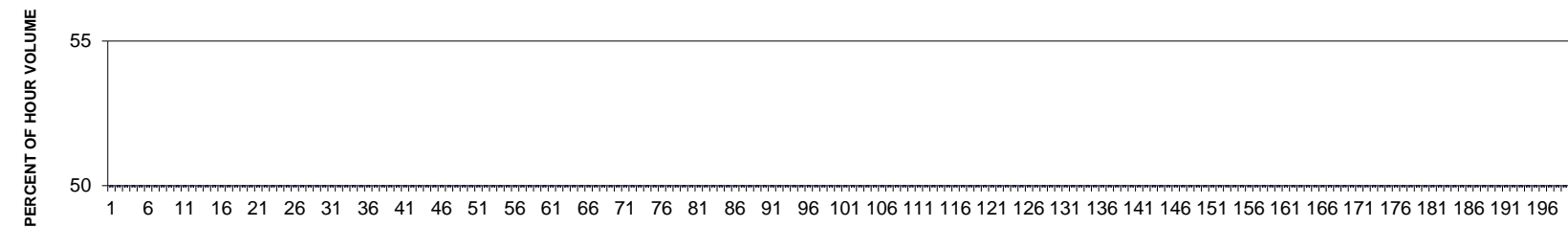
MO	DY	YR	DAY OF WK	HR	HR VOL	PERCENT OF AADT	HOUR NUMBER	AADT	EAST VOLUME	WEST VOLUME	PERCENT EAST IS OF TOTAL VOLUME	PERCENT WEST IS OF TOTAL VOLUME
9	2	2014	3	17	463	9.18	176	5043	225	238	48.60	51.40
9	19	2014	6	16	463	9.18	177	5043	194	269	41.90	58.10
1	31	2014	6	17	462	9.16	178	5043	214	248	46.32	53.68
5	31	2014	7	16	462	9.16	179	5043	256	206	55.41	44.59
10	17	2014	6	17	462	9.16	180	5043	184	278	39.83	60.17
6	13	2014	6	17	461	9.14	181	5043	175	286	37.96	62.04
6	27	2014	6	16	461	9.14	182	5043	219	242	47.51	52.49
7	18	2014	6	14	461	9.14	183	5043	218	243	47.29	52.71
7	31	2014	5	17	461	9.14	184	5043	216	245	46.85	53.15
8	3	2014	1	12	461	9.14	185	5043	263	198	57.05	42.95
8	22	2014	6	15	461	9.14	186	5043	195	266	42.30	57.70
10	4	2014	7	12	461	9.14	187	5043	233	228	50.54	49.46
10	31	2014	6	15	461	9.14	188	5043	217	244	47.07	52.93
2	28	2014	6	15	460	9.12	189	5043	185	275	40.22	59.78
4	11	2014	6	18	460	9.12	190	5043	179	281	38.91	61.09
7	25	2014	6	16	460	9.12	191	5043	202	258	43.91	56.09
7	26	2014	7	17	460	9.12	192	5043	241	219	52.39	47.61
7	30	2014	4	16	460	9.12	193	5043	202	258	43.91	56.09
8	21	2014	5	16	460	9.12	194	5043	207	253	45.00	55.00
9	1	2014	2	12	460	9.12	195	5043	289	171	62.83	37.17
10	29	2014	4	17	460	9.12	196	5043	210	250	45.65	54.35
11	17	2014	2	17	460	9.12	197	5043	208	252	45.22	54.78
6	20	2014	6	18	459	9.10	198	5043	183	276	39.87	60.13
8	1	2014	6	12	459	9.10	199	5043	242	217	52.72	47.28
8	26	2014	3	17	459	9.10	200	5043	201	258	43.79	56.21

**SR 182 MP 6.34 PASCO ADC SITE R081
K FOR PEAK 200 HOURS OF 2014**

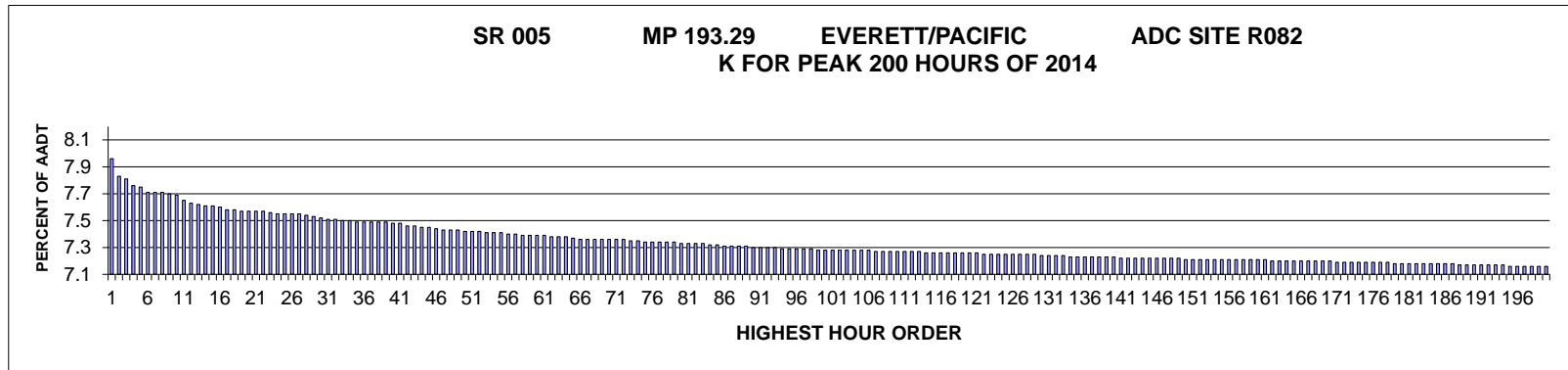


AADT= 0 K 30 FACTOR= 0.00 K 100 FACTOR= 0 K 200 FACTOR= 0 D 30 FACTOR= 0.00

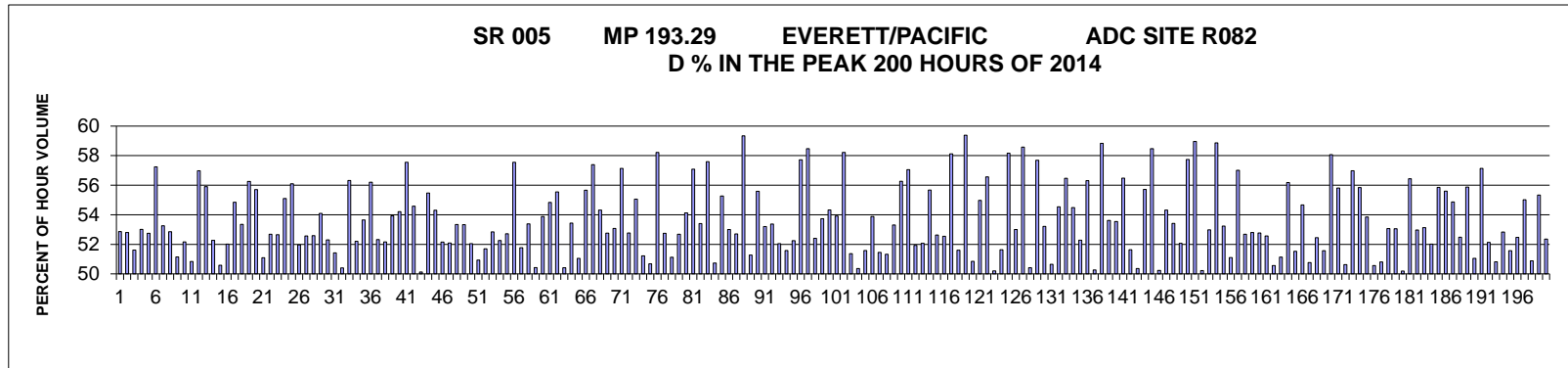
**SR 182 MP 6.34 PASCO ADC SITE R081
D % IN THE PEAK 200 HOURS OF 2014**



MO	DY	YR	DAY OF WK	HR	HR VOL	PERCENT OF AADT	HOUR NUMBER	AADT	EAST VOLUME	WEST VOLUME	PERCENT EAST IS OF TOTAL VOLUME	PERCENT WEST IS OF TOTAL VOLUME
----	----	----	-----------	----	--------	-----------------	-------------	------	-------------	-------------	---------------------------------	---------------------------------



AADT= 179560 K 30 FACTOR= 7.52 K 100 FACTOR= 7.28 K 200 FACTOR= 7.16 D 30 FACTOR= 52.30



MO	DY	YR	DAY OF WK	HR	HR VOL	PERCENT OF AADT	HOUR NUMBER	AADT	NORTH VOLUME	SOUTH VOLUME	PERCENT NORTH IS OF TOTAL VOLUME	PERCENT SOUTH IS OF TOTAL VOLUME
11	26	2014	4	14	14301	7.96	1	179560	7560	6741	52.86	47.14
6	6	2014	6	14	14057	7.83	2	179560	7422	6635	52.80	47.20
4	18	2014	6	14	14017	7.81	3	179560	7234	6783	51.61	48.39
9	19	2014	6	14	13931	7.76	4	179560	7385	6546	53.01	46.99
11	8	2014	7	15	13917	7.75	5	179560	7341	6576	52.75	47.25
2	21	2014	6	15	13853	7.71	6	179560	7930	5923	57.24	42.76
6	20	2014	6	14	13839	7.71	7	179560	7371	6468	53.26	46.74
6	27	2014	6	14	13839	7.71	8	179560	7314	6525	52.85	47.15
12	19	2014	6	14	13821	7.70	9	179560	7070	6751	51.15	48.85
6	13	2014	6	14	13803	7.69	10	179560	7199	6604	52.16	47.84
11	7	2014	6	14	13744	7.65	11	179560	6988	6756	50.84	49.16

MO	DY	YR	DAY OF WK	HR	HR VOL	PERCENT OF AADT	HOUR NUMBER	AADT	NORTH VOLUME	SOUTH VOLUME	PERCENT NORTH IS OF TOTAL VOLUME	PERCENT SOUTH IS OF TOTAL VOLUME
1	3	2014	6	15	13699	7.63	12	179560	7806	5893	56.98	43.02
3	7	2014	6	15	13690	7.62	13	179560	7654	6036	55.91	44.09
12	12	2014	6	14	13659	7.61	14	179560	7140	6519	52.27	47.73
7	25	2014	6	14	13658	7.61	15	179560	6909	6749	50.59	49.41
4	18	2014	6	15	13639	7.60	16	179560	7095	6544	52.02	47.98
6	16	2014	2	15	13610	7.58	17	179560	7465	6145	54.85	45.15
9	26	2014	6	14	13606	7.58	18	179560	7259	6347	53.35	46.65
1	17	2014	6	15	13596	7.57	19	179560	7648	5948	56.25	43.75
5	16	2014	6	15	13593	7.57	20	179560	7571	6022	55.70	44.30
11	8	2014	7	14	13589	7.57	21	179560	6646	6943	48.91	51.09
4	25	2014	6	14	13587	7.57	22	179560	7158	6429	52.68	47.32
10	10	2014	6	15	13568	7.56	23	179560	7144	6424	52.65	47.35
9	26	2014	6	15	13565	7.55	24	179560	7474	6091	55.10	44.90
4	4	2014	6	15	13552	7.55	25	179560	7602	5950	56.10	43.90
9	12	2014	6	14	13552	7.55	26	179560	7041	6511	51.96	48.04
3	21	2014	6	14	13549	7.55	27	179560	7123	6426	52.57	47.43
5	23	2014	6	14	13547	7.54	28	179560	7124	6423	52.59	47.41
6	14	2014	7	15	13512	7.53	29	179560	7308	6204	54.09	45.91
2	14	2014	6	14	13494	7.52	30	179560	7058	6436	52.30	47.70
12	13	2014	7	15	13493	7.51	31	179560	6938	6555	51.42	48.58
12	23	2014	3	14	13483	7.51	32	179560	6797	6686	50.41	49.59
1	31	2014	6	15	13468	7.50	33	179560	7585	5883	56.32	43.68
9	5	2014	6	14	13463	7.50	34	179560	7029	6434	52.21	47.79
4	26	2014	7	15	13458	7.49	35	179560	7220	6238	53.65	46.35
8	13	2014	4	15	13458	7.49	36	179560	7564	5894	56.20	43.80
4	4	2014	6	14	13455	7.49	37	179560	7040	6415	52.32	47.68
5	9	2014	6	14	13454	7.49	38	179560	7017	6437	52.16	47.84
8	11	2014	2	15	13447	7.49	39	179560	7251	6196	53.92	46.08
3	21	2014	6	15	13433	7.48	40	179560	7282	6151	54.21	45.79
4	3	2014	5	15	13424	7.48	41	179560	7725	5699	57.55	42.45
8	7	2014	5	15	13403	7.46	42	179560	7315	6088	54.58	45.42
8	8	2014	6	14	13400	7.46	43	179560	6718	6682	50.13	49.87
2	28	2014	6	15	13383	7.45	44	179560	7423	5960	55.47	44.53
8	9	2014	7	12	13378	7.45	45	179560	7264	6114	54.30	45.70
7	31	2014	5	14	13360	7.44	46	179560	6967	6393	52.15	47.85
10	3	2014	6	14	13342	7.43	47	179560	6950	6392	52.09	47.91
9	20	2014	7	13	13340	7.43	48	179560	7115	6225	53.34	46.66
4	11	2014	6	15	13333	7.43	49	179560	7111	6222	53.33	46.67
5	16	2014	6	14	13331	7.42	50	179560	6939	6392	52.05	47.95
8	11	2014	2	14	13326	7.42	51	179560	6538	6788	49.06	50.94
5	30	2014	6	14	13318	7.42	52	179560	6886	6432	51.70	48.30

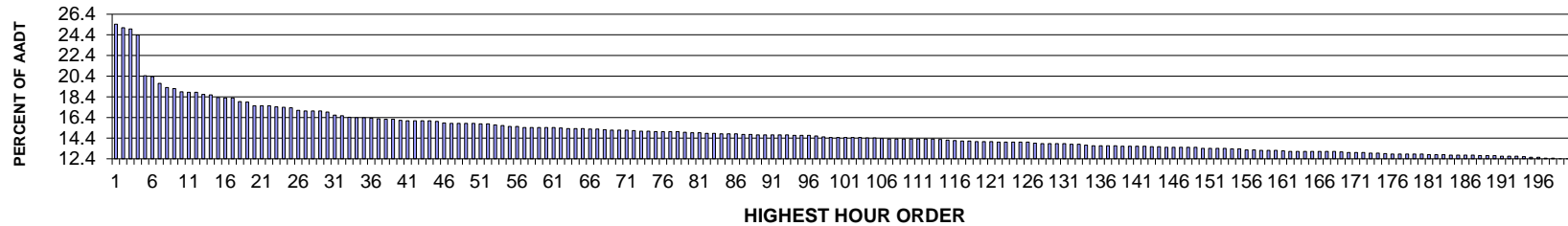
MO	DY	YR	DAY OF WK	HR	HR VOL	PERCENT OF AADT	HOUR NUMBER	AADT	NORTH VOLUME	SOUTH VOLUME	PERCENT NORTH IS OF TOTAL VOLUME	PERCENT SOUTH IS OF TOTAL VOLUME
4	11	2014	6	14	13311	7.41	53	179560	7033	6278	52.84	47.16
12	26	2014	6	15	13309	7.41	54	179560	6955	6354	52.26	47.74
10	24	2014	6	14	13307	7.41	55	179560	7016	6291	52.72	47.28
6	26	2014	5	15	13279	7.40	56	179560	7642	5637	57.55	42.45
12	26	2014	6	14	13279	7.40	57	179560	6874	6405	51.77	48.23
10	18	2014	7	15	13274	7.39	58	179560	7086	6188	53.38	46.62
11	8	2014	7	16	13274	7.39	59	179560	6694	6580	50.43	49.57
2	14	2014	6	15	13269	7.39	60	179560	7150	6119	53.88	46.12
8	14	2014	5	15	13268	7.39	61	179560	7276	5992	54.84	45.16
8	5	2014	3	15	13260	7.38	62	179560	7365	5895	55.54	44.46
12	22	2014	2	14	13260	7.38	63	179560	6686	6574	50.42	49.58
5	30	2014	6	15	13246	7.38	64	179560	7079	6167	53.44	46.56
12	13	2014	7	13	13240	7.37	65	179560	6759	6481	51.05	48.95
2	17	2014	2	15	13221	7.36	66	179560	7359	5862	55.66	44.34
3	27	2014	5	15	13215	7.36	67	179560	7584	5631	57.39	42.61
10	4	2014	7	15	13215	7.36	68	179560	7178	6037	54.32	45.68
9	20	2014	7	12	13213	7.36	69	179560	6971	6242	52.76	47.24
7	18	2014	6	14	13212	7.36	70	179560	7013	6199	53.08	46.92
4	24	2014	5	15	13211	7.36	71	179560	7548	5663	57.13	42.87
11	22	2014	7	15	13211	7.36	72	179560	6971	6240	52.77	47.23
1	24	2014	6	15	13205	7.35	73	179560	7271	5934	55.06	44.94
7	11	2014	6	14	13197	7.35	74	179560	6759	6438	51.22	48.78
8	14	2014	5	14	13184	7.34	75	179560	6682	6502	50.68	49.32
5	29	2014	5	15	13182	7.34	76	179560	7675	5507	58.22	41.78
2	28	2014	6	14	13181	7.34	77	179560	6953	6228	52.75	47.25
10	11	2014	7	15	13178	7.34	78	179560	6738	6440	51.13	48.87
6	14	2014	7	14	13175	7.34	79	179560	6941	6234	52.68	47.32
5	10	2014	7	15	13167	7.33	80	179560	7126	6041	54.12	45.88
4	10	2014	5	15	13166	7.33	81	179560	7515	5651	57.08	42.92
6	28	2014	7	15	13166	7.33	82	179560	7030	6136	53.40	46.60
9	18	2014	5	15	13155	7.33	83	179560	7576	5579	57.59	42.41
8	7	2014	5	14	13149	7.32	84	179560	6670	6479	50.73	49.27
10	24	2014	6	15	13140	7.32	85	179560	7263	5877	55.27	44.73
9	19	2014	6	15	13127	7.31	86	179560	6957	6170	53.00	47.00
12	19	2014	6	15	13126	7.31	87	179560	6917	6209	52.70	47.30
5	19	2014	2	15	13123	7.31	88	179560	7787	5336	59.34	40.66
10	10	2014	6	14	13120	7.31	89	179560	6728	6392	51.28	48.72
3	20	2014	5	15	13111	7.30	90	179560	7289	5822	55.59	44.41
9	13	2014	7	12	13109	7.30	91	179560	6974	6135	53.20	46.80
4	26	2014	7	12	13103	7.30	92	179560	6993	6110	53.37	46.63
10	17	2014	6	14	13099	7.30	93	179560	6818	6281	52.05	47.95

MO	DY	YR	DAY OF WK	HR	HR VOL	PERCENT OF AADT	HOUR NUMBER	AADT	NORTH VOLUME	SOUTH VOLUME	PERCENT NORTH IS OF TOTAL VOLUME	PERCENT SOUTH IS OF TOTAL VOLUME
3	14	2014	6	15	13095	7.29	94	179560	6755	6340	51.58	48.42
8	15	2014	6	14	13090	7.29	95	179560	6250	6840	47.75	52.25
4	23	2014	4	15	13089	7.29	96	179560	7555	5534	57.72	42.28
4	7	2014	2	15	13087	7.29	97	179560	7652	5435	58.47	41.53
8	10	2014	1	13	13086	7.29	98	179560	6858	6228	52.41	47.59
6	27	2014	6	15	13079	7.28	99	179560	7028	6051	53.73	46.27
4	26	2014	7	13	13073	7.28	100	179560	7102	5971	54.33	45.67
8	23	2014	7	12	13072	7.28	101	179560	7047	6025	53.91	46.09
4	15	2014	3	15	13070	7.28	102	179560	7610	5460	58.22	41.78
12	26	2014	6	16	13070	7.28	103	179560	6714	6356	51.37	48.63
5	10	2014	7	17	13068	7.28	104	179560	6487	6581	49.64	50.36
12	26	2014	6	13	13068	7.28	105	179560	6741	6327	51.58	48.42
4	26	2014	7	14	13065	7.28	106	179560	7039	6026	53.88	46.12
11	14	2014	6	14	13062	7.27	107	179560	6720	6342	51.45	48.55
8	21	2014	5	14	13059	7.27	108	179560	6703	6356	51.33	48.67
9	27	2014	7	15	13058	7.27	109	179560	6961	6097	53.31	46.69
8	19	2014	3	15	13055	7.27	110	179560	7346	5709	56.27	43.73
8	6	2014	4	15	13052	7.27	111	179560	7446	5606	57.05	42.95
5	9	2014	6	15	13049	7.27	112	179560	6776	6273	51.93	48.07
7	26	2014	7	12	13048	7.27	113	179560	6794	6254	52.07	47.93
2	7	2014	6	15	13042	7.26	114	179560	7260	5782	55.67	44.33
9	27	2014	7	13	13039	7.26	115	179560	6862	6177	52.63	47.37
6	12	2014	5	15	13035	7.26	116	179560	6850	6185	52.55	47.45
6	18	2014	4	15	13035	7.26	117	179560	7576	5459	58.12	41.88
8	16	2014	7	12	13035	7.26	118	179560	6726	6309	51.60	48.40
3	18	2014	3	15	13031	7.26	119	179560	7738	5293	59.38	40.62
6	13	2014	6	15	13031	7.26	120	179560	6626	6405	50.85	49.15
6	21	2014	7	13	13028	7.26	121	179560	7162	5866	54.97	45.03
6	24	2014	3	15	13027	7.25	122	179560	7368	5659	56.56	43.44
11	22	2014	7	14	13027	7.25	123	179560	6487	6540	49.80	50.20
4	19	2014	7	13	13024	7.25	124	179560	6725	6299	51.64	48.36
4	21	2014	2	15	13023	7.25	125	179560	7574	5449	58.16	41.84
11	26	2014	4	15	13018	7.25	126	179560	6900	6118	53.00	47.00
3	24	2014	2	15	13016	7.25	127	179560	7624	5392	58.57	41.43
4	26	2014	7	16	13013	7.25	128	179560	6561	6452	50.42	49.58
10	2	2014	5	15	13012	7.25	129	179560	7507	5505	57.69	42.31
1	31	2014	6	14	13005	7.24	130	179560	6920	6085	53.21	46.79
11	8	2014	7	13	13001	7.24	131	179560	6416	6585	49.35	50.65
12	5	2014	6	15	12999	7.24	132	179560	7090	5909	54.54	45.46
7	21	2014	2	15	12994	7.24	133	179560	7338	5656	56.47	43.53
3	29	2014	7	15	12988	7.23	134	179560	7076	5912	54.48	45.52

MO	DY	YR	DAY OF WK	HR	HR VOL	PERCENT OF AADT	HOUR NUMBER	AADT	NORTH VOLUME	SOUTH VOLUME	PERCENT NORTH IS OF TOTAL VOLUME	PERCENT SOUTH IS OF TOTAL VOLUME
4	25	2014	6	15	12982	7.23	135	179560	6787	6195	52.28	47.72
1	20	2014	2	15	12980	7.23	136	179560	7309	5671	56.31	43.69
12	13	2014	7	14	12977	7.23	137	179560	6453	6524	49.73	50.27
2	27	2014	5	15	12976	7.23	138	179560	7634	5342	58.83	41.17
6	14	2014	7	16	12976	7.23	139	179560	6958	6018	53.62	46.38
10	4	2014	7	14	12975	7.23	140	179560	6947	6028	53.54	46.46
6	25	2014	4	15	12973	7.22	141	179560	7327	5646	56.48	43.52
11	22	2014	7	16	12973	7.22	142	179560	6698	6275	51.63	48.37
9	20	2014	7	14	12971	7.22	143	179560	6439	6532	49.64	50.36
4	14	2014	2	15	12968	7.22	144	179560	7224	5744	55.71	44.29
4	1	2014	3	15	12967	7.22	145	179560	7582	5385	58.47	41.53
9	27	2014	7	12	12967	7.22	146	179560	6514	6453	50.24	49.76
5	31	2014	7	15	12965	7.22	147	179560	7043	5922	54.32	45.68
8	29	2014	6	13	12964	7.22	148	179560	6924	6040	53.41	46.59
1	3	2014	6	14	12962	7.22	149	179560	6749	6213	52.07	47.93
3	17	2014	2	15	12955	7.21	150	179560	7480	5475	57.74	42.26
4	2	2014	4	15	12949	7.21	151	179560	7635	5314	58.96	41.04
8	28	2014	5	14	12949	7.21	152	179560	6504	6445	50.23	49.77
9	13	2014	7	13	12949	7.21	153	179560	6861	6088	52.98	47.02
4	22	2014	3	15	12945	7.21	154	179560	7619	5326	58.86	41.14
6	21	2014	7	14	12944	7.21	155	179560	6892	6052	53.24	46.76
8	4	2014	2	14	12944	7.21	156	179560	6614	6330	51.10	48.90
6	5	2014	5	15	12942	7.21	157	179560	7378	5564	57.01	42.99
11	26	2014	4	13	12941	7.21	158	179560	6817	6124	52.68	47.32
1	17	2014	6	14	12939	7.21	159	179560	6832	6107	52.80	47.20
5	17	2014	7	15	12938	7.21	160	179560	6827	6111	52.77	47.23
7	12	2014	7	14	12938	7.21	161	179560	6802	6136	52.57	47.43
12	6	2014	7	14	12935	7.20	162	179560	6395	6540	49.44	50.56
8	1	2014	6	14	12933	7.20	163	179560	6614	6319	51.14	48.86
8	27	2014	4	15	12929	7.20	164	179560	7264	5665	56.18	43.82
3	28	2014	6	14	12928	7.20	165	179560	6662	6266	51.53	48.47
10	4	2014	7	13	12928	7.20	166	179560	7068	5860	54.67	45.33
9	12	2014	6	15	12923	7.20	167	179560	6561	6362	50.77	49.23
11	7	2014	6	15	12923	7.20	168	179560	6778	6145	52.45	47.55
11	15	2014	7	13	12921	7.20	169	179560	6664	6257	51.57	48.43
3	13	2014	5	15	12920	7.20	170	179560	7503	5417	58.07	41.93
7	2	2014	4	15	12916	7.19	171	179560	7208	5708	55.81	44.19
10	18	2014	7	17	12914	7.19	172	179560	6375	6539	49.37	50.63
4	16	2014	4	15	12912	7.19	173	179560	7356	5556	56.97	43.03
7	7	2014	2	15	12912	7.19	174	179560	7210	5702	55.84	44.16
8	21	2014	5	15	12912	7.19	175	179560	6953	5959	53.85	46.15

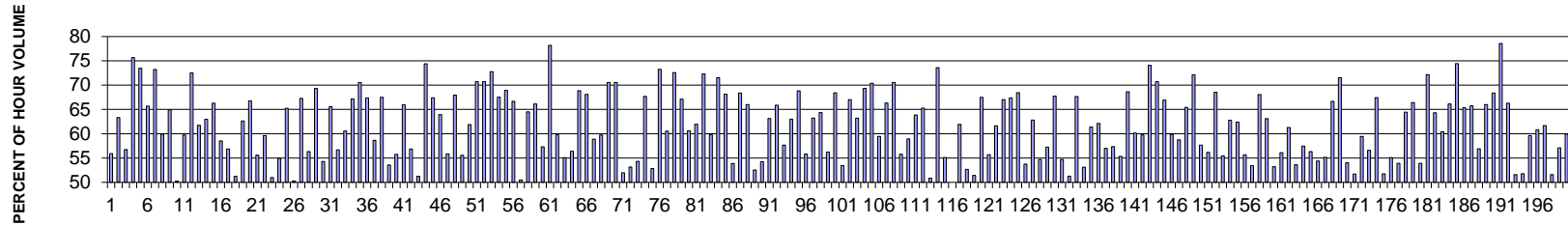
MO	DY	YR	DAY OF WK	HR	HR VOL	PERCENT OF AADT	HOUR NUMBER	AADT	NORTH VOLUME	SOUTH VOLUME	PERCENT NORTH IS OF TOTAL VOLUME	PERCENT SOUTH IS OF TOTAL VOLUME
11	15	2014	7	17	12911	7.19	176	179560	6529	6382	50.57	49.43
12	6	2014	7	15	12910	7.19	177	179560	6559	6351	50.81	49.19
6	28	2014	7	13	12907	7.19	178	179560	6850	6057	53.07	46.93
3	22	2014	7	15	12901	7.18	179	179560	6844	6057	53.05	46.95
5	17	2014	7	17	12900	7.18	180	179560	6426	6474	49.81	50.19
4	9	2014	4	15	12898	7.18	181	179560	7280	5618	56.44	43.56
11	15	2014	7	14	12896	7.18	182	179560	6831	6065	52.97	47.03
11	1	2014	7	15	12895	7.18	183	179560	6851	6044	53.13	46.87
12	5	2014	6	14	12895	7.18	184	179560	6708	6187	52.02	47.98
1	10	2014	6	15	12886	7.18	185	179560	7197	5689	55.85	44.15
12	29	2014	2	15	12885	7.18	186	179560	7164	5721	55.60	44.40
12	24	2014	4	13	12884	7.18	187	179560	7069	5815	54.87	45.13
9	27	2014	7	14	12882	7.17	188	179560	6761	6121	52.48	47.52
8	20	2014	4	15	12879	7.17	189	179560	7196	5683	55.87	44.13
9	13	2014	7	14	12876	7.17	190	179560	6573	6303	51.05	48.95
6	17	2014	3	15	12872	7.17	191	179560	7354	5518	57.13	42.87
5	10	2014	7	14	12871	7.17	192	179560	6710	6161	52.13	47.87
5	10	2014	7	16	12871	7.17	193	179560	6541	6330	50.82	49.18
3	7	2014	6	14	12867	7.17	194	179560	6797	6070	52.83	47.17
8	10	2014	1	14	12862	7.16	195	179560	6633	6229	51.57	48.43
2	21	2014	6	14	12858	7.16	196	179560	6746	6112	52.47	47.53
8	26	2014	3	15	12856	7.16	197	179560	7073	5783	55.02	44.98
5	17	2014	7	14	12855	7.16	198	179560	6541	6314	50.88	49.12
12	16	2014	3	15	12853	7.16	199	179560	7112	5741	55.33	44.67
6	20	2014	6	15	12852	7.16	200	179560	6729	6123	52.36	47.64

**SR 009 MP 32.98 BRYANT ADC SITE R083
K FOR PEAK 200 HOURS OF 2014**



AADT= 1990 K 30 FACTOR= 16.93 K 100 FACTOR= 14.47 K 200 FACTOR= 12.41 D 30 FACTOR= 54.30

**SR 009 MP 32.98 BRYANT ADC SITE R083
D % IN THE PEAK 200 HOURS OF 2014**



MO	DY	YR	DAY OF WK	HR	HR VOL	PERCENT OF AADT	HOUR NUMBER	AADT	NORTH VOLUME	SOUTH VOLUME	PERCENT NORTH IS OF TOTAL VOLUME	PERCENT SOUTH IS OF TOTAL VOLUME
4	13	2014	1	16	506	25.43	1	1990	283	223	55.93	44.07
4	13	2014	1	15	499	25.08	2	1990	316	183	63.33	36.67
4	13	2014	1	17	497	24.97	3	1990	215	282	43.26	56.74
4	13	2014	1	14	485	24.37	4	1990	367	118	75.67	24.33
4	13	2014	1	13	407	20.45	5	1990	299	108	73.46	26.54
4	13	2014	1	18	405	20.35	6	1990	139	266	34.32	65.68
8	17	2014	1	17	392	19.70	7	1990	105	287	26.79	73.21
8	17	2014	1	15	384	19.30	8	1990	154	230	40.10	59.90
8	3	2014	1	17	382	19.20	9	1990	134	248	35.08	64.92
7	12	2014	7	16	376	18.89	10	1990	187	189	49.73	50.27
8	17	2014	1	16	375	18.84	11	1990	151	224	40.27	59.73

MO	DY	YR	DAY OF WK	HR	HR VOL	PERCENT OF AADT	HOUR NUMBER	AADT	NORTH VOLUME	SOUTH VOLUME	PERCENT NORTH IS OF TOTAL VOLUME	PERCENT SOUTH IS OF TOTAL VOLUME
8	17	2014	1	18	375	18.84	12	1990	103	272	27.47	72.53
4	12	2014	7	17	371	18.64	13	1990	229	142	61.73	38.27
8	24	2014	1	16	370	18.59	14	1990	137	233	37.03	62.97
4	12	2014	7	15	365	18.34	15	1990	242	123	66.30	33.70
4	12	2014	7	16	364	18.29	16	1990	213	151	58.52	41.48
8	10	2014	1	16	364	18.29	17	1990	157	207	43.13	56.87
8	17	2014	1	14	357	17.94	18	1990	183	174	51.26	48.74
8	10	2014	1	17	356	17.89	19	1990	133	223	37.36	62.64
7	27	2014	1	17	349	17.54	20	1990	116	233	33.24	66.76
8	10	2014	1	14	349	17.54	21	1990	194	155	55.59	44.41
8	23	2014	7	16	349	17.54	22	1990	208	141	59.60	40.40
8	10	2014	1	15	347	17.44	23	1990	170	177	48.99	51.01
8	9	2014	7	15	346	17.39	24	1990	190	156	54.91	45.09
8	10	2014	1	18	345	17.34	25	1990	120	225	34.78	65.22
9	7	2014	1	15	340	17.09	26	1990	169	171	49.71	50.29
7	12	2014	7	14	339	17.04	27	1990	228	111	67.26	32.74
7	26	2014	7	15	339	17.04	28	1990	191	148	56.34	43.66
9	7	2014	1	17	339	17.04	29	1990	104	235	30.68	69.32
7	13	2014	1	15	337	16.93	30	1990	154	183	45.70	54.30
7	13	2014	1	17	331	16.63	31	1990	114	217	34.44	65.56
8	3	2014	1	14	330	16.58	32	1990	143	187	43.33	56.67
9	1	2014	2	15	327	16.43	33	1990	129	198	39.45	60.55
8	24	2014	1	17	326	16.38	34	1990	107	219	32.82	67.18
9	6	2014	7	13	326	16.38	35	1990	230	96	70.55	29.45
8	2	2014	7	13	325	16.33	36	1990	219	106	67.38	32.62
9	7	2014	1	16	324	16.28	37	1990	134	190	41.36	58.64
7	18	2014	6	18	323	16.23	38	1990	218	105	67.49	32.51
8	9	2014	7	16	323	16.23	39	1990	173	150	53.56	46.44
7	27	2014	1	13	321	16.13	40	1990	179	142	55.76	44.24
7	6	2014	1	15	320	16.08	41	1990	109	211	34.06	65.94
7	12	2014	7	15	320	16.08	42	1990	182	138	56.88	43.13
7	27	2014	1	15	320	16.08	43	1990	156	164	48.75	51.25
8	29	2014	6	17	320	16.08	44	1990	238	82	74.38	25.63
7	27	2014	1	18	319	16.03	45	1990	104	215	32.60	67.40
8	16	2014	7	15	316	15.88	46	1990	202	114	63.92	36.08
7	13	2014	1	14	315	15.83	47	1990	139	176	44.13	55.87
7	26	2014	7	13	315	15.83	48	1990	214	101	67.94	32.06
7	26	2014	7	17	315	15.83	49	1990	175	140	55.56	44.44
8	9	2014	7	14	315	15.83	50	1990	195	120	61.90	38.10
7	6	2014	1	17	314	15.78	51	1990	92	222	29.30	70.70
7	12	2014	7	13	314	15.78	52	1990	222	92	70.70	29.30

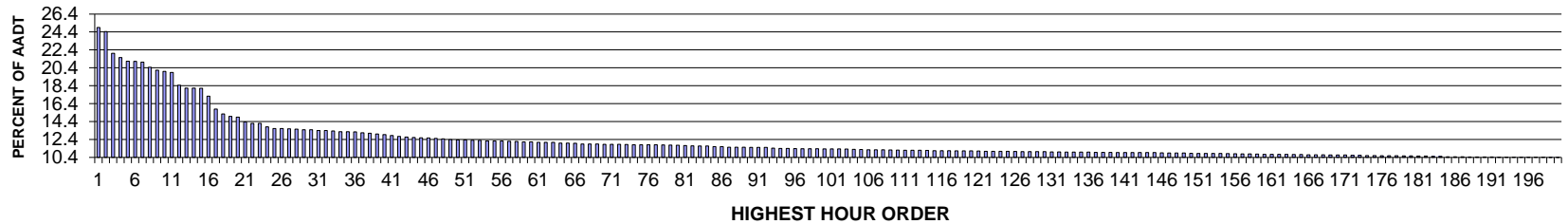
MO	DY	YR	DAY OF WK	HR	HR VOL	PERCENT OF AADT	HOUR NUMBER	AADT	NORTH VOLUME	SOUTH VOLUME	PERCENT NORTH IS OF TOTAL VOLUME	PERCENT SOUTH IS OF TOTAL VOLUME
8	2	2014	7	14	312	15.68	53	1990	227	85	72.76	27.24
7	4	2014	6	15	311	15.63	54	1990	210	101	67.52	32.48
4	12	2014	7	14	309	15.53	55	1990	213	96	68.93	31.07
8	1	2014	6	18	309	15.53	56	1990	206	103	66.67	33.33
6	22	2014	1	14	307	15.43	57	1990	152	155	49.51	50.49
8	3	2014	1	18	307	15.43	58	1990	109	198	35.50	64.50
8	3	2014	1	19	307	15.43	59	1990	104	203	33.88	66.12
8	16	2014	7	16	307	15.43	60	1990	176	131	57.33	42.67
8	29	2014	6	16	307	15.43	61	1990	240	67	78.18	21.82
8	16	2014	7	17	306	15.38	62	1990	183	123	59.80	40.20
7	26	2014	7	16	305	15.33	63	1990	168	137	55.08	44.92
8	3	2014	1	15	305	15.33	64	1990	133	172	43.61	56.39
8	23	2014	7	13	305	15.33	65	1990	210	95	68.85	31.15
8	1	2014	6	17	304	15.28	66	1990	207	97	68.09	31.91
9	1	2014	2	16	304	15.28	67	1990	125	179	41.12	58.88
8	24	2014	1	15	303	15.23	68	1990	122	181	40.26	59.74
7	4	2014	6	13	302	15.18	69	1990	213	89	70.53	29.47
7	4	2014	6	14	302	15.18	70	1990	213	89	70.53	29.47
7	27	2014	1	14	302	15.18	71	1990	157	145	51.99	48.01
8	9	2014	7	17	301	15.13	72	1990	160	141	53.16	46.84
8	10	2014	1	13	300	15.08	73	1990	163	137	54.33	45.67
8	23	2014	7	15	300	15.08	74	1990	203	97	67.67	32.33
4	12	2014	7	18	299	15.03	75	1990	158	141	52.84	47.16
7	11	2014	6	18	299	15.03	76	1990	219	80	73.24	26.76
7	13	2014	1	16	299	15.03	77	1990	118	181	39.46	60.54
9	7	2014	1	18	299	15.03	78	1990	82	217	27.42	72.58
7	26	2014	7	14	298	14.97	79	1990	200	98	67.11	32.89
7	27	2014	1	16	297	14.92	80	1990	117	180	39.39	60.61
8	9	2014	7	13	297	14.92	81	1990	184	113	61.95	38.05
7	6	2014	1	18	296	14.87	82	1990	82	214	27.70	72.30
8	23	2014	7	17	296	14.87	83	1990	177	119	59.80	40.20
4	13	2014	1	12	295	14.82	84	1990	211	84	71.53	28.47
7	6	2014	1	16	295	14.82	85	1990	94	201	31.86	68.14
8	17	2014	1	13	295	14.82	86	1990	159	136	53.90	46.10
8	8	2014	6	17	294	14.77	87	1990	201	93	68.37	31.63
8	22	2014	6	17	294	14.77	88	1990	194	100	65.99	34.01
4	26	2014	7	16	293	14.72	89	1990	154	139	52.56	47.44
7	6	2014	1	14	293	14.72	90	1990	134	159	45.73	54.27
8	2	2014	7	15	293	14.72	91	1990	185	108	63.14	36.86
8	23	2014	7	14	293	14.72	92	1990	193	100	65.87	34.13
9	7	2014	1	14	293	14.72	93	1990	169	124	57.68	42.32

MO	DY	YR	DAY OF WK	HR	HR VOL	PERCENT OF AADT	HOUR NUMBER	AADT	NORTH VOLUME	SOUTH VOLUME	PERCENT NORTH IS OF TOTAL VOLUME	PERCENT SOUTH IS OF TOTAL VOLUME
7	18	2014	6	16	292	14.67	94	1990	184	108	63.01	36.99
8	1	2014	6	16	292	14.67	95	1990	201	91	68.84	31.16
8	3	2014	1	13	292	14.67	96	1990	163	129	55.82	44.18
8	1	2014	6	15	291	14.62	97	1990	184	107	63.23	36.77
3	23	2014	1	15	289	14.52	98	1990	103	186	35.64	64.36
6	1	2014	1	14	288	14.47	99	1990	162	126	56.25	43.75
7	11	2014	6	17	288	14.47	100	1990	197	91	68.40	31.60
7	13	2014	1	13	288	14.47	101	1990	154	134	53.47	46.53
8	10	2014	1	19	288	14.47	102	1990	95	193	32.99	67.01
9	7	2014	1	12	288	14.47	103	1990	182	106	63.19	36.81
8	8	2014	6	18	287	14.42	104	1990	199	88	69.34	30.66
8	29	2014	6	18	287	14.42	105	1990	202	85	70.38	29.62
7	5	2014	7	14	286	14.37	106	1990	116	170	40.56	59.44
4	12	2014	7	13	285	14.32	107	1990	189	96	66.32	33.68
7	3	2014	5	18	285	14.32	108	1990	201	84	70.53	29.47
7	4	2014	6	16	285	14.32	109	1990	159	126	55.79	44.21
8	2	2014	7	16	285	14.32	110	1990	168	117	58.95	41.05
8	3	2014	1	16	285	14.32	111	1990	103	182	36.14	63.86
8	16	2014	7	13	285	14.32	112	1990	186	99	65.26	34.74
8	24	2014	1	13	285	14.32	113	1990	145	140	50.88	49.12
7	4	2014	6	12	284	14.27	114	1990	209	75	73.59	26.41
7	5	2014	7	15	283	14.22	115	1990	127	156	44.88	55.12
7	12	2014	7	18	282	14.17	116	1990	141	141	50.00	50.00
7	4	2014	6	17	281	14.12	117	1990	174	107	61.92	38.08
9	13	2014	7	16	281	14.12	118	1990	148	133	52.67	47.33
5	31	2014	7	16	280	14.07	119	1990	136	144	48.57	51.43
9	1	2014	2	17	280	14.07	120	1990	91	189	32.50	67.50
9	6	2014	7	17	280	14.07	121	1990	124	156	44.29	55.71
4	20	2014	1	14	279	14.02	122	1990	172	107	61.65	38.35
5	31	2014	7	12	279	14.02	123	1990	187	92	67.03	32.97
8	2	2014	7	12	279	14.02	124	1990	188	91	67.38	32.62
8	22	2014	6	18	279	14.02	125	1990	191	88	68.46	31.54
8	23	2014	7	18	279	14.02	126	1990	129	150	46.24	53.76
7	12	2014	7	12	277	13.92	127	1990	174	103	62.82	37.18
4	20	2014	1	15	276	13.87	128	1990	151	125	54.71	45.29
7	6	2014	1	13	276	13.87	129	1990	118	158	42.75	57.25
7	18	2014	6	17	276	13.87	130	1990	187	89	67.75	32.25
9	6	2014	7	16	276	13.87	131	1990	151	125	54.71	45.29
7	26	2014	7	18	275	13.82	132	1990	134	141	48.73	51.27
9	6	2014	7	14	275	13.82	133	1990	186	89	67.64	32.36
3	23	2014	1	14	273	13.72	134	1990	128	145	46.89	53.11

MO	DY	YR	DAY OF WK	HR	HR VOL	PERCENT OF AADT	HOUR NUMBER	AADT	NORTH VOLUME	SOUTH VOLUME	PERCENT NORTH IS OF TOTAL VOLUME	PERCENT SOUTH IS OF TOTAL VOLUME
8	9	2014	7	12	272	13.67	135	1990	167	105	61.40	38.60
8	15	2014	6	18	272	13.67	136	1990	169	103	62.13	37.87
9	1	2014	2	14	272	13.67	137	1990	117	155	43.01	56.99
9	20	2014	7	16	272	13.67	138	1990	156	116	57.35	42.65
7	5	2014	7	13	271	13.62	139	1990	150	121	55.35	44.65
7	25	2014	6	18	271	13.62	140	1990	186	85	68.63	31.37
9	7	2014	1	13	271	13.62	141	1990	163	108	60.15	39.85
9	20	2014	7	15	271	13.62	142	1990	162	109	59.78	40.22
7	11	2014	6	16	270	13.57	143	1990	200	70	74.07	25.93
8	17	2014	1	19	270	13.57	144	1990	79	191	29.26	70.74
4	13	2014	1	11	269	13.52	145	1990	180	89	66.91	33.09
4	20	2014	1	13	269	13.52	146	1990	161	108	59.85	40.15
6	22	2014	1	16	269	13.52	147	1990	111	158	41.26	58.74
7	26	2014	7	12	269	13.52	148	1990	176	93	65.43	34.57
8	24	2014	1	18	269	13.52	149	1990	75	194	27.88	72.12
7	13	2014	1	12	267	13.42	150	1990	154	113	57.68	42.32
7	20	2014	1	16	267	13.42	151	1990	117	150	43.82	56.18
7	25	2014	6	17	267	13.42	152	1990	183	84	68.54	31.46
10	5	2014	1	14	267	13.42	153	1990	148	119	55.43	44.57
4	13	2014	1	19	266	13.37	154	1990	99	167	37.22	62.78
8	23	2014	7	12	266	13.37	155	1990	166	100	62.41	37.59
7	12	2014	7	17	264	13.27	156	1990	147	117	55.68	44.32
9	13	2014	7	15	264	13.27	157	1990	141	123	53.41	46.59
8	16	2014	7	12	263	13.22	158	1990	179	84	68.06	31.94
9	13	2014	7	14	263	13.22	159	1990	166	97	63.12	36.88
9	20	2014	7	17	263	13.22	160	1990	140	123	53.23	46.77
9	6	2014	7	15	262	13.17	161	1990	147	115	56.11	43.89
6	8	2014	1	16	261	13.12	162	1990	101	160	38.70	61.30
6	22	2014	1	12	261	13.12	163	1990	140	121	53.64	46.36
8	3	2014	1	12	261	13.12	164	1990	150	111	57.47	42.53
8	16	2014	7	18	261	13.12	165	1990	147	114	56.32	43.68
8	24	2014	1	12	261	13.12	166	1990	142	119	54.41	45.59
8	24	2014	1	14	261	13.12	167	1990	144	117	55.17	44.83
9	6	2014	7	12	261	13.12	168	1990	174	87	66.67	33.33
7	13	2014	1	18	260	13.07	169	1990	74	186	28.46	71.54
4	26	2014	7	14	259	13.02	170	1990	140	119	54.05	45.95
8	2	2014	7	17	259	13.02	171	1990	125	134	48.26	51.74
8	31	2014	1	13	259	13.02	172	1990	154	105	59.46	40.54
5	31	2014	7	14	258	12.96	173	1990	146	112	56.59	43.41
8	22	2014	6	19	258	12.96	174	1990	174	84	67.44	32.56
9	14	2014	1	13	257	12.91	175	1990	133	124	51.75	48.25

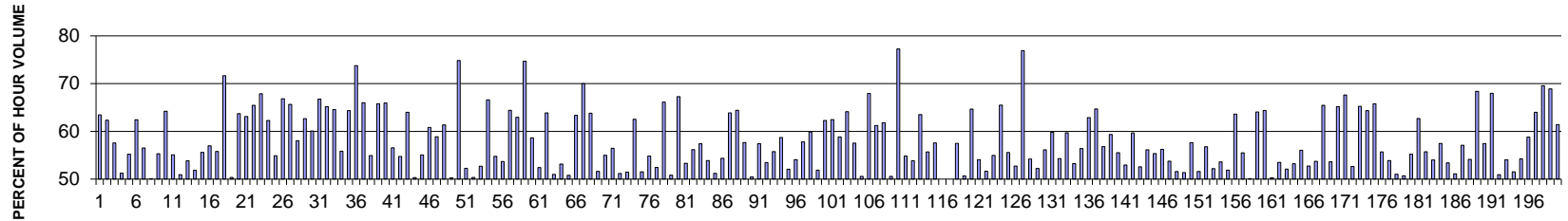
MO	DY	YR	DAY OF WK	HR	HR VOL	PERCENT OF AADT	HOUR NUMBER	AADT	NORTH VOLUME	SOUTH VOLUME	PERCENT NORTH IS OF TOTAL VOLUME	PERCENT SOUTH IS OF TOTAL VOLUME
6	1	2014	1	16	256	12.86	176	1990	115	141	44.92	55.08
6	21	2014	7	14	256	12.86	177	1990	138	118	53.91	46.09
7	18	2014	6	15	256	12.86	178	1990	165	91	64.45	35.55
9	12	2014	6	17	256	12.86	179	1990	170	86	66.41	33.59
9	13	2014	7	17	256	12.86	180	1990	138	118	53.91	46.09
7	3	2014	5	17	255	12.81	181	1990	184	71	72.16	27.84
7	20	2014	1	17	255	12.81	182	1990	91	164	35.69	64.31
9	14	2014	1	18	255	12.81	183	1990	101	154	39.61	60.39
8	8	2014	6	16	254	12.76	184	1990	168	86	66.14	33.86
8	15	2014	6	16	254	12.76	185	1990	189	65	74.41	25.59
8	22	2014	6	16	254	12.76	186	1990	166	88	65.35	34.65
9	5	2014	6	17	254	12.76	187	1990	167	87	65.75	34.25
3	23	2014	1	16	253	12.71	188	1990	109	144	43.08	56.92
8	15	2014	6	17	253	12.71	189	1990	167	86	66.01	33.99
8	16	2014	7	14	253	12.71	190	1990	173	80	68.38	31.62
7	3	2014	5	19	252	12.66	191	1990	198	54	78.57	21.43
7	17	2014	5	18	252	12.66	192	1990	167	85	66.27	33.73
7	19	2014	7	16	252	12.66	193	1990	122	130	48.41	51.59
5	31	2014	7	15	251	12.61	194	1990	130	121	51.79	48.21
5	11	2014	1	13	250	12.56	195	1990	149	101	59.60	40.40
9	1	2014	2	13	250	12.56	196	1990	98	152	39.20	60.80
5	31	2014	7	17	248	12.46	197	1990	95	153	38.31	61.69
6	22	2014	1	15	248	12.46	198	1990	120	128	48.39	51.61
9	6	2014	7	18	247	12.41	199	1990	106	141	42.91	57.09
10	5	2014	1	17	247	12.41	200	1990	99	148	40.08	59.92

**SR 097 MP 220.55 ORONDO ADC SITE R084
K FOR PEAK 200 HOURS OF 2014**



AADT= 4626 K 30 FACTOR= 13.49 K 100 FACTOR= 11.35 K 200 FACTOR= 10.42 D 30 FACTOR= 60.10

**SR 097 MP 220.55 ORONDO ADC SITE R084
D % IN THE PEAK 200 HOURS OF 2014**



MO	DY	YR	DAY OF WK	HR	HR VOL	PERCENT OF AADT	HOUR NUMBER	AADT	NORTH VOLUME	SOUTH VOLUME	PERCENT NORTH IS OF TOTAL VOLUME	PERCENT SOUTH IS OF TOTAL VOLUME
7	11	2014	6	17	1152	24.90	1	4626	731	421	63.45	36.55
7	11	2014	6	16	1131	24.45	2	4626	705	426	62.33	37.67
7	11	2014	6	15	1018	22.01	3	4626	586	432	57.56	42.44
7	11	2014	6	13	997	21.55	4	4626	486	511	48.75	51.25
7	10	2014	5	17	978	21.14	5	4626	540	438	55.21	44.79
7	11	2014	6	18	977	21.12	6	4626	610	367	62.44	37.56
7	11	2014	6	14	973	21.03	7	4626	550	423	56.53	43.47
7	10	2014	5	15	946	20.45	8	4626	474	472	50.11	49.89
7	10	2014	5	16	931	20.13	9	4626	515	416	55.32	44.68
7	11	2014	6	19	925	20.00	10	4626	594	331	64.22	35.78
7	10	2014	5	18	920	19.89	11	4626	507	413	55.11	44.89

MO	DY	YR	DAY OF WK	HR	HR VOL	PERCENT OF AADT	HOUR NUMBER	AADT	NORTH VOLUME	SOUTH VOLUME	PERCENT NORTH IS OF TOTAL VOLUME	PERCENT SOUTH IS OF TOTAL VOLUME
7	11	2014	6	12	854	18.46	12	4626	419	435	49.06	50.94
7	9	2014	4	18	839	18.14	13	4626	387	452	46.13	53.87
7	10	2014	5	14	839	18.14	14	4626	404	435	48.15	51.85
7	10	2014	5	13	838	18.12	15	4626	372	466	44.39	55.61
7	10	2014	5	12	797	17.23	16	4626	343	454	43.04	56.96
7	10	2014	5	11	731	15.80	17	4626	323	408	44.19	55.81
7	6	2014	1	12	706	15.26	18	4626	200	506	28.33	71.67
7	9	2014	4	19	693	14.98	19	4626	349	344	50.36	49.64
7	11	2014	6	20	689	14.89	20	4626	439	250	63.72	36.28
7	6	2014	1	14	664	14.35	21	4626	245	419	36.90	63.10
7	3	2014	5	17	657	14.20	22	4626	430	227	65.45	34.55
7	6	2014	1	13	657	14.20	23	4626	211	446	32.12	67.88
7	3	2014	5	15	639	13.81	24	4626	398	241	62.28	37.72
7	31	2014	5	16	630	13.62	25	4626	284	346	45.08	54.92
10	10	2014	6	15	630	13.62	26	4626	421	209	66.83	33.17
7	6	2014	1	15	629	13.60	27	4626	216	413	34.34	65.66
10	10	2014	6	17	627	13.55	28	4626	364	263	58.05	41.95
7	3	2014	5	14	624	13.49	29	4626	391	233	62.66	37.34
10	10	2014	6	16	624	13.49	30	4626	375	249	60.10	39.90
5	23	2014	6	18	620	13.40	31	4626	414	206	66.77	33.23
7	13	2014	1	12	620	13.40	32	4626	216	404	34.84	65.16
8	10	2014	1	14	618	13.36	33	4626	219	399	35.44	64.56
7	10	2014	5	19	614	13.27	34	4626	343	271	55.86	44.14
8	10	2014	1	13	614	13.27	35	4626	219	395	35.67	64.33
5	26	2014	2	13	613	13.25	36	4626	161	452	26.26	73.74
5	23	2014	6	17	609	13.16	37	4626	402	207	66.01	33.99
7	10	2014	5	10	606	13.10	38	4626	273	333	45.05	54.95
5	23	2014	6	16	602	13.01	39	4626	396	206	65.78	34.22
7	3	2014	5	18	599	12.95	40	4626	395	204	65.94	34.06
7	9	2014	4	17	594	12.84	41	4626	336	258	56.57	43.43
7	31	2014	5	15	590	12.75	42	4626	267	323	45.25	54.75
5	23	2014	6	15	586	12.67	43	4626	375	211	63.99	36.01
7	31	2014	5	18	584	12.62	44	4626	294	290	50.34	49.66
8	8	2014	6	17	583	12.60	45	4626	321	262	55.06	44.94
7	3	2014	5	16	582	12.58	46	4626	354	228	60.82	39.18
7	31	2014	5	14	579	12.52	47	4626	238	341	41.11	58.89
8	8	2014	6	18	577	12.47	48	4626	354	223	61.35	38.65
7	12	2014	7	12	573	12.39	49	4626	288	285	50.26	49.74
7	6	2014	1	11	572	12.36	50	4626	144	428	25.17	74.83
7	12	2014	7	13	572	12.36	51	4626	299	273	52.27	47.73
7	12	2014	7	14	570	12.32	52	4626	287	283	50.35	49.65

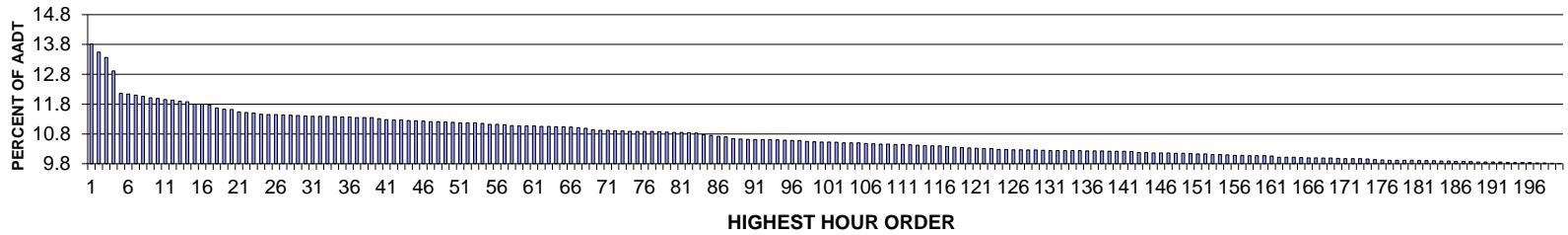
MO	DY	YR	DAY OF WK	HR	HR VOL	PERCENT OF AADT	HOUR NUMBER	AADT	NORTH VOLUME	SOUTH VOLUME	PERCENT NORTH IS OF TOTAL VOLUME	PERCENT SOUTH IS OF TOTAL VOLUME
8	8	2014	6	15	569	12.30	53	4626	300	269	52.72	47.28
6	22	2014	1	15	566	12.24	54	4626	189	377	33.39	66.61
7	31	2014	5	13	566	12.24	55	4626	256	310	45.23	54.77
8	1	2014	6	16	566	12.24	56	4626	304	262	53.71	46.29
8	17	2014	1	13	565	12.21	57	4626	201	364	35.58	64.42
8	10	2014	1	15	564	12.19	58	4626	209	355	37.06	62.94
5	26	2014	2	12	561	12.13	59	4626	142	419	25.31	74.69
7	27	2014	1	16	561	12.13	60	4626	232	329	41.35	58.65
6	20	2014	6	15	559	12.08	61	4626	293	266	52.42	47.58
6	22	2014	1	14	559	12.08	62	4626	202	357	36.14	63.86
8	15	2014	6	15	559	12.08	63	4626	274	285	49.02	50.98
7	31	2014	5	17	555	12.00	64	4626	260	295	46.85	53.15
8	22	2014	6	17	555	12.00	65	4626	282	273	50.81	49.19
10	10	2014	6	18	554	11.98	66	4626	351	203	63.36	36.64
5	26	2014	2	14	550	11.89	67	4626	165	385	30.00	70.00
7	4	2014	6	13	550	11.89	68	4626	351	199	63.82	36.18
7	11	2014	6	11	550	11.89	69	4626	266	284	48.36	51.64
7	13	2014	1	15	549	11.87	70	4626	247	302	44.99	55.01
7	30	2014	4	17	549	11.87	71	4626	239	310	43.53	56.47
8	15	2014	6	16	549	11.87	72	4626	281	268	51.18	48.82
7	5	2014	7	14	548	11.85	73	4626	266	282	48.54	51.46
6	29	2014	1	14	547	11.82	74	4626	205	342	37.48	62.52
7	10	2014	5	9	547	11.82	75	4626	265	282	48.45	51.55
7	30	2014	4	15	547	11.82	76	4626	247	300	45.16	54.84
8	1	2014	6	13	547	11.82	77	4626	260	287	47.53	52.47
10	10	2014	6	13	546	11.80	78	4626	361	185	66.12	33.88
5	16	2014	6	17	545	11.78	79	4626	268	277	49.17	50.83
7	3	2014	5	19	544	11.76	80	4626	366	178	67.28	32.72
8	8	2014	6	16	542	11.72	81	4626	289	253	53.32	46.68
6	27	2014	6	16	541	11.69	82	4626	304	237	56.19	43.81
7	13	2014	1	14	540	11.67	83	4626	230	310	42.59	57.41
8	1	2014	6	12	540	11.67	84	4626	249	291	46.11	53.89
5	16	2014	6	16	537	11.61	85	4626	275	262	51.21	48.79
12	26	2014	6	14	537	11.61	86	4626	292	245	54.38	45.62
5	23	2014	6	14	534	11.54	87	4626	341	193	63.86	36.14
7	6	2014	1	16	534	11.54	88	4626	190	344	35.58	64.42
7	30	2014	4	16	534	11.54	89	4626	226	308	42.32	57.68
8	1	2014	6	15	533	11.52	90	4626	269	264	50.47	49.53
8	8	2014	6	14	533	11.52	91	4626	306	227	57.41	42.59
8	22	2014	6	16	533	11.52	92	4626	285	248	53.47	46.53
10	3	2014	6	17	529	11.44	93	4626	295	234	55.77	44.23

MO	DY	YR	DAY OF WK	HR	HR VOL	PERCENT OF AADT	HOUR NUMBER	AADT	NORTH VOLUME	SOUTH VOLUME	PERCENT NORTH IS OF TOTAL VOLUME	PERCENT SOUTH IS OF TOTAL VOLUME
6	20	2014	6	17	528	11.41	94	4626	310	218	58.71	41.29
8	8	2014	6	13	528	11.41	95	4626	275	253	52.08	47.92
7	5	2014	7	15	527	11.39	96	4626	242	285	45.92	54.08
7	13	2014	1	13	526	11.37	97	4626	222	304	42.21	57.79
7	27	2014	1	13	526	11.37	98	4626	211	315	40.11	59.89
8	22	2014	6	18	526	11.37	99	4626	273	253	51.90	48.10
6	22	2014	1	13	525	11.35	100	4626	198	327	37.71	62.29
6	29	2014	1	13	525	11.35	101	4626	197	328	37.52	62.48
7	30	2014	4	13	525	11.35	102	4626	216	309	41.14	58.86
10	10	2014	6	14	524	11.33	103	4626	336	188	64.12	35.88
7	2	2014	4	15	523	11.31	104	4626	301	222	57.55	42.45
8	1	2014	6	17	522	11.28	105	4626	264	258	50.57	49.43
7	4	2014	6	12	521	11.26	106	4626	354	167	67.95	32.05
7	6	2014	1	17	521	11.26	107	4626	202	319	38.77	61.23
8	17	2014	1	14	521	11.26	108	4626	199	322	38.20	61.80
7	25	2014	6	16	520	11.24	109	4626	263	257	50.58	49.42
5	26	2014	2	11	519	11.22	110	4626	118	401	22.74	77.26
7	31	2014	5	11	518	11.20	111	4626	234	284	45.17	54.83
10	3	2014	6	16	518	11.20	112	4626	279	239	53.86	46.14
10	3	2014	6	18	518	11.20	113	4626	329	189	63.51	36.49
7	27	2014	1	15	517	11.18	114	4626	229	288	44.29	55.71
7	17	2014	5	15	516	11.15	115	4626	219	297	42.44	57.56
8	9	2014	7	12	516	11.15	116	4626	258	258	50.00	50.00
11	7	2014	6	17	516	11.15	117	4626	258	258	50.00	50.00
6	29	2014	1	15	515	11.13	118	4626	219	296	42.52	57.48
7	25	2014	6	17	515	11.13	119	4626	254	261	49.32	50.68
8	10	2014	1	12	515	11.13	120	4626	182	333	35.34	64.66
8	9	2014	7	13	514	11.11	121	4626	278	236	54.09	45.91
7	5	2014	7	13	513	11.09	122	4626	248	265	48.34	51.66
7	12	2014	7	15	513	11.09	123	4626	282	231	54.97	45.03
8	10	2014	1	16	513	11.09	124	4626	177	336	34.50	65.50
9	19	2014	6	17	513	11.09	125	4626	285	228	55.56	44.44
7	12	2014	7	16	512	11.07	126	4626	270	242	52.73	47.27
5	23	2014	6	19	511	11.05	127	4626	393	118	76.91	23.09
7	31	2014	5	12	511	11.05	128	4626	234	277	45.79	54.21
9	26	2014	6	17	511	11.05	129	4626	267	244	52.25	47.75
10	10	2014	6	11	511	11.05	130	4626	287	224	56.16	43.84
5	23	2014	6	13	510	11.02	131	4626	305	205	59.80	40.20
7	5	2014	7	12	510	11.02	132	4626	277	233	54.31	45.69
6	20	2014	6	18	509	11.00	133	4626	304	205	59.72	40.28
7	7	2014	2	15	509	11.00	134	4626	238	271	46.76	53.24

MO	DY	YR	DAY OF WK	HR	HR VOL	PERCENT OF AADT	HOUR NUMBER	AADT	NORTH VOLUME	SOUTH VOLUME	PERCENT NORTH IS OF TOTAL VOLUME	PERCENT SOUTH IS OF TOTAL VOLUME
7	27	2014	1	14	509	11.00	135	4626	222	287	43.61	56.39
10	10	2014	6	12	509	11.00	136	4626	320	189	62.87	37.13
7	7	2014	2	13	507	10.96	137	4626	179	328	35.31	64.69
8	1	2014	6	18	507	10.96	138	4626	288	219	56.80	43.20
10	5	2014	1	16	507	10.96	139	4626	206	301	40.63	59.37
6	27	2014	6	15	506	10.94	140	4626	281	225	55.53	44.47
7	2	2014	4	17	506	10.94	141	4626	268	238	52.96	47.04
7	13	2014	1	16	506	10.94	142	4626	204	302	40.32	59.68
8	1	2014	6	14	506	10.94	143	4626	266	240	52.57	47.43
8	15	2014	6	17	506	10.94	144	4626	284	222	56.13	43.87
10	17	2014	6	17	506	10.94	145	4626	280	226	55.34	44.66
6	20	2014	6	16	505	10.92	146	4626	284	221	56.24	43.76
5	22	2014	5	16	504	10.89	147	4626	233	271	46.23	53.77
7	9	2014	4	20	504	10.89	148	4626	260	244	51.59	48.41
8	4	2014	2	15	504	10.89	149	4626	245	259	48.61	51.39
8	17	2014	1	15	503	10.87	150	4626	213	290	42.35	57.65
7	10	2014	5	8	502	10.85	151	4626	243	259	48.41	51.59
7	19	2014	7	12	502	10.85	152	4626	217	285	43.23	56.77
8	22	2014	6	15	502	10.85	153	4626	262	240	52.19	47.81
9	18	2014	5	16	502	10.85	154	4626	233	269	46.41	53.59
9	19	2014	6	16	501	10.83	155	4626	260	241	51.90	48.10
5	24	2014	7	12	500	10.81	156	4626	318	182	63.60	36.40
8	24	2014	1	15	499	10.79	157	4626	222	277	44.49	55.51
10	9	2014	5	16	499	10.79	158	4626	249	250	49.90	50.10
6	22	2014	1	12	498	10.77	159	4626	179	319	35.94	64.06
7	4	2014	6	14	497	10.74	160	4626	320	177	64.39	35.61
7	12	2014	7	11	497	10.74	161	4626	247	250	49.70	50.30
8	3	2014	1	15	497	10.74	162	4626	231	266	46.48	53.52
8	7	2014	5	14	497	10.74	163	4626	238	259	47.89	52.11
7	14	2014	2	13	496	10.72	164	4626	232	264	46.77	53.23
7	25	2014	6	18	496	10.72	165	4626	278	218	56.05	43.95
5	2	2014	6	17	495	10.70	166	4626	261	234	52.73	47.27
7	2	2014	4	16	495	10.70	167	4626	266	229	53.74	46.26
10	5	2014	1	15	495	10.70	168	4626	171	324	34.55	65.45
7	19	2014	7	13	494	10.68	169	4626	229	265	46.36	53.64
10	5	2014	1	17	494	10.68	170	4626	172	322	34.82	65.18
10	19	2014	1	15	494	10.68	171	4626	160	334	32.39	67.61
8	9	2014	7	14	492	10.64	172	4626	259	233	52.64	47.36
8	10	2014	1	17	492	10.64	173	4626	171	321	34.76	65.24
8	24	2014	1	12	491	10.61	174	4626	175	316	35.64	64.36
8	24	2014	1	13	491	10.61	175	4626	168	323	34.22	65.78

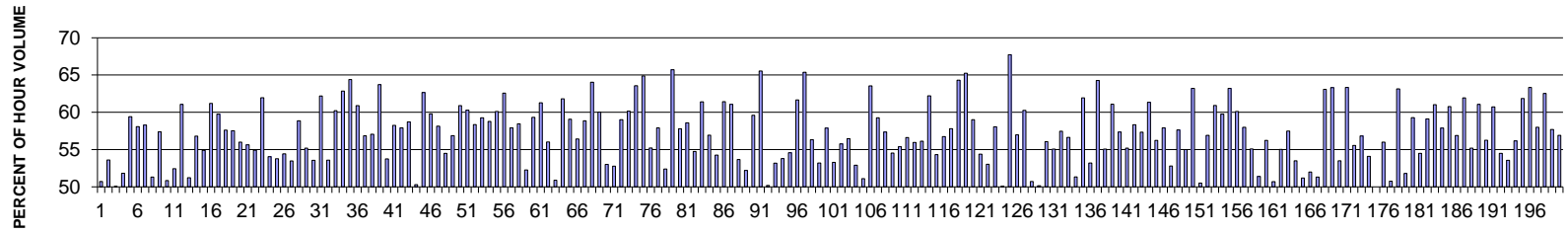
MO	DY	YR	DAY OF WK	HR	HR VOL	PERCENT OF AADT	HOUR NUMBER	AADT	NORTH VOLUME	SOUTH VOLUME	PERCENT NORTH IS OF TOTAL VOLUME	PERCENT SOUTH IS OF TOTAL VOLUME
7	7	2014	2	14	490	10.59	176	4626	217	273	44.29	55.71
8	3	2014	1	13	490	10.59	177	4626	226	264	46.12	53.88
10	17	2014	6	16	490	10.59	178	4626	250	240	51.02	48.98
5	15	2014	5	16	489	10.57	179	4626	241	248	49.28	50.72
7	30	2014	4	18	489	10.57	180	4626	219	270	44.79	55.21
2	14	2014	6	16	488	10.55	181	4626	306	182	62.70	37.30
8	3	2014	1	12	488	10.55	182	4626	216	272	44.26	55.74
7	20	2014	1	13	487	10.53	183	4626	224	263	46.00	54.00
8	24	2014	1	16	487	10.53	184	4626	207	280	42.51	57.49
6	26	2014	5	15	485	10.48	185	4626	226	259	46.60	53.40
7	26	2014	7	15	485	10.48	186	4626	237	248	48.87	51.13
8	3	2014	1	16	485	10.48	187	4626	208	277	42.89	57.11
5	9	2014	6	16	484	10.46	188	4626	262	222	54.13	45.87
5	26	2014	2	17	484	10.46	189	4626	153	331	31.61	68.39
7	30	2014	4	14	484	10.46	190	4626	206	278	42.56	57.44
10	12	2014	1	14	484	10.46	191	4626	155	329	32.02	67.98
5	1	2014	5	16	483	10.44	192	4626	237	246	49.07	50.93
5	2	2014	6	15	483	10.44	193	4626	261	222	54.04	45.96
5	9	2014	6	17	483	10.44	194	4626	249	234	51.55	48.45
8	15	2014	6	13	483	10.44	195	4626	221	262	45.76	54.24
8	15	2014	6	18	483	10.44	196	4626	284	199	58.80	41.20
10	5	2014	1	14	483	10.44	197	4626	174	309	36.02	63.98
10	19	2014	1	14	483	10.44	198	4626	147	336	30.43	69.57
5	26	2014	2	16	482	10.42	199	4626	150	332	31.12	68.88
7	7	2014	2	12	482	10.42	200	4626	186	296	38.59	61.41

**SR 104 MP 13.92 HOOD CANAL BRIDGE ADC SITE R085
K FOR PEAK 200 HOURS OF 2014**



AADT= 16274 K 30 FACTOR= 11.40 K 100 FACTOR= 10.53 K 200 FACTOR= 9.81 D 30 FACTOR= 53.56

**SR 104 MP 13.92 HOOD CANAL BRIDGE ADC SITE R085
D % IN THE PEAK 200 HOURS OF 2014**



MO	DY	YR	DAY OF WK	HR	HR VOL	PERCENT OF AADT	HOUR NUMBER	AADT	EAST VOLUME	WEST VOLUME	PERCENT EAST IS OF TOTAL VOLUME	PERCENT WEST IS OF TOTAL VOLUME
6	7	2014	7	12	2247	13.81	1	16274	1107	1140	49.27	50.73
8	17	2014	1	14	2203	13.54	2	16274	1181	1022	53.61	46.39
8	3	2014	1	12	2175	13.36	3	16274	1086	1089	49.93	50.07
8	3	2014	1	13	2101	12.91	4	16274	1012	1089	48.17	51.83
7	6	2014	1	13	1979	12.16	5	16274	1176	803	59.42	40.58
8	3	2014	1	14	1975	12.14	6	16274	1147	828	58.08	41.92
8	17	2014	1	15	1969	12.10	7	16274	1148	821	58.30	41.70
8	10	2014	1	13	1962	12.06	8	16274	1007	955	51.33	48.67
7	25	2014	6	16	1955	12.01	9	16274	833	1122	42.61	57.39
7	18	2014	6	15	1951	11.99	10	16274	992	959	50.85	49.15
8	5	2014	3	13	1945	11.95	11	16274	1020	925	52.44	47.56

MO	DY	YR	DAY OF WK	HR	HR VOL	PERCENT OF AADT	HOUR NUMBER	AADT	EAST VOLUME	WEST VOLUME	PERCENT EAST IS OF TOTAL VOLUME	PERCENT WEST IS OF TOTAL VOLUME
7	20	2014	1	17	1942	11.93	12	16274	1186	756	61.07	38.93
7	20	2014	1	12	1936	11.90	13	16274	992	944	51.24	48.76
7	3	2014	5	14	1933	11.88	14	16274	835	1098	43.20	56.80
7	6	2014	1	14	1920	11.80	15	16274	1054	866	54.90	45.10
8	2	2014	7	14	1920	11.80	16	16274	745	1175	38.80	61.20
8	16	2014	7	13	1916	11.77	17	16274	771	1145	40.24	59.76
8	24	2014	1	14	1899	11.67	18	16274	1094	805	57.61	42.39
8	7	2014	5	17	1893	11.63	19	16274	804	1089	42.47	57.53
7	6	2014	1	12	1891	11.62	20	16274	1059	832	56.00	44.00
12	23	2014	3	18	1878	11.54	21	16274	833	1045	44.36	55.64
7	20	2014	1	14	1875	11.52	22	16274	1030	845	54.93	45.07
7	19	2014	7	12	1871	11.50	23	16274	712	1159	38.05	61.95
7	5	2014	7	13	1865	11.46	24	16274	857	1008	45.95	54.05
7	18	2014	6	17	1863	11.45	25	16274	861	1002	46.22	53.78
7	20	2014	1	13	1863	11.45	26	16274	1014	849	54.43	45.57
8	24	2014	1	13	1862	11.44	27	16274	996	866	53.49	46.51
8	3	2014	1	17	1860	11.43	28	16274	1095	765	58.87	41.13
7	5	2014	7	12	1859	11.42	29	16274	833	1026	44.81	55.19
8	10	2014	1	14	1856	11.40	30	16274	994	862	53.56	46.44
8	2	2014	7	12	1854	11.39	31	16274	701	1153	37.81	62.19
7	13	2014	1	13	1853	11.39	32	16274	993	860	53.59	46.41
8	15	2014	6	16	1853	11.39	33	16274	737	1116	39.77	60.23
7	13	2014	1	17	1852	11.38	34	16274	1164	688	62.85	37.15
5	24	2014	7	12	1851	11.37	35	16274	659	1192	35.60	64.40
7	6	2014	1	15	1851	11.37	36	16274	1127	724	60.89	39.11
7	19	2014	7	11	1847	11.35	37	16274	797	1050	43.15	56.85
7	20	2014	1	15	1847	11.35	38	16274	1054	793	57.07	42.93
8	17	2014	1	17	1847	11.35	39	16274	1177	670	63.72	36.28
7	24	2014	5	15	1840	11.31	40	16274	851	989	46.25	53.75
8	10	2014	1	15	1835	11.28	41	16274	1069	766	58.26	41.74
7	25	2014	6	12	1834	11.27	42	16274	772	1062	42.09	57.91
7	26	2014	7	12	1834	11.27	43	16274	757	1077	41.28	58.72
6	29	2014	1	12	1831	11.25	44	16274	910	921	49.70	50.30
7	25	2014	6	17	1829	11.24	45	16274	683	1146	37.34	62.66
8	22	2014	6	17	1828	11.23	46	16274	735	1093	40.21	59.79
7	26	2014	7	11	1825	11.21	47	16274	764	1061	41.86	58.14
8	9	2014	7	17	1824	11.21	48	16274	994	830	54.50	45.50
7	31	2014	5	16	1823	11.20	49	16274	786	1037	43.12	56.88
8	10	2014	1	16	1821	11.19	50	16274	1109	712	60.90	39.10
8	16	2014	7	14	1818	11.17	51	16274	722	1096	39.71	60.29
9	6	2014	7	18	1818	11.17	52	16274	1061	757	58.36	41.64


MO	DY	YR	DAY OF WK	HR	HR VOL	PERCENT OF AADT	HOUR NUMBER	AADT	EAST VOLUME	WEST VOLUME	PERCENT EAST IS OF TOTAL VOLUME	PERCENT WEST IS OF TOTAL VOLUME
4	20	2014	1	17	1817	11.17	53	16274	1077	740	59.27	40.73
8	9	2014	7	12	1814	11.15	54	16274	748	1066	41.23	58.77
7	18	2014	6	16	1810	11.12	55	16274	722	1088	39.89	60.11
7	13	2014	1	16	1809	11.12	56	16274	1132	677	62.58	37.42
7	19	2014	7	17	1808	11.11	57	16274	1047	761	57.91	42.09
7	26	2014	7	18	1803	11.08	58	16274	1054	749	58.46	41.54
7	5	2014	7	14	1802	11.07	59	16274	860	942	47.72	52.28
8	1	2014	6	17	1802	11.07	60	16274	733	1069	40.68	59.32
8	24	2014	1	17	1802	11.07	61	16274	1104	698	61.27	38.73
8	17	2014	1	12	1799	11.05	62	16274	1008	791	56.03	43.97
6	19	2014	5	15	1798	11.05	63	16274	883	915	49.11	50.89
7	12	2014	7	12	1796	11.04	64	16274	686	1110	38.20	61.80
7	19	2014	7	14	1796	11.04	65	16274	735	1061	40.92	59.08
8	22	2014	6	16	1795	11.03	66	16274	782	1013	43.57	56.43
7	20	2014	1	16	1792	11.01	67	16274	1055	737	58.87	41.13
9	6	2014	7	12	1788	10.99	68	16274	643	1145	35.96	64.04
8	1	2014	6	16	1781	10.94	69	16274	712	1069	39.98	60.02
8	1	2014	6	11	1777	10.92	70	16274	835	942	46.99	53.01
8	16	2014	7	12	1777	10.92	71	16274	839	938	47.21	52.79
8	23	2014	7	13	1776	10.91	72	16274	728	1048	40.99	59.01
8	9	2014	7	13	1774	10.90	73	16274	707	1067	39.85	60.15
8	24	2014	1	18	1773	10.89	74	16274	1127	646	63.56	36.44
5	23	2014	6	18	1771	10.88	75	16274	622	1149	35.12	64.88
8	9	2014	7	14	1771	10.88	76	16274	793	978	44.78	55.22
7	18	2014	6	11	1770	10.88	77	16274	745	1025	42.09	57.91
7	5	2014	7	15	1769	10.87	78	16274	842	927	47.60	52.40
6	7	2014	7	13	1767	10.86	79	16274	606	1161	34.30	65.70
8	8	2014	6	17	1765	10.85	80	16274	745	1020	42.21	57.79
8	23	2014	7	12	1765	10.85	81	16274	731	1034	41.42	58.58
8	4	2014	2	15	1764	10.84	82	16274	798	966	45.24	54.76
8	24	2014	1	16	1762	10.83	83	16274	1082	680	61.41	38.59
5	30	2014	6	14	1753	10.77	84	16274	755	998	43.07	56.93
6	15	2014	1	16	1749	10.75	85	16274	949	800	54.26	45.74
8	17	2014	1	16	1745	10.72	86	16274	1072	673	61.43	38.57
10	2	2014	5	17	1741	10.70	87	16274	678	1063	38.94	61.06
8	10	2014	1	12	1731	10.64	88	16274	929	802	53.67	46.33
7	13	2014	1	12	1730	10.63	89	16274	903	827	52.20	47.80
7	19	2014	7	13	1728	10.62	90	16274	698	1030	40.39	59.61
5	26	2014	2	14	1727	10.61	91	16274	1132	595	65.55	34.45
8	31	2014	1	14	1727	10.61	92	16274	860	867	49.80	50.20
9	2	2014	3	13	1726	10.61	93	16274	918	808	53.19	46.81

MO	DY	YR	DAY OF WK	HR	HR VOL	PERCENT OF AADT	HOUR NUMBER	AADT	EAST VOLUME	WEST VOLUME	PERCENT EAST IS OF TOTAL VOLUME	PERCENT WEST IS OF TOTAL VOLUME
8	24	2014	1	12	1725	10.60	94	16274	928	797	53.80	46.20
7	19	2014	7	15	1724	10.59	95	16274	783	941	45.42	54.58
8	10	2014	1	17	1722	10.58	96	16274	1062	660	61.67	38.33
7	6	2014	1	16	1721	10.58	97	16274	1125	596	65.37	34.63
8	9	2014	7	11	1717	10.55	98	16274	750	967	43.68	56.32
8	2	2014	7	17	1716	10.54	99	16274	913	803	53.21	46.79
8	15	2014	6	17	1714	10.53	100	16274	722	992	42.12	57.88
6	22	2014	1	13	1713	10.53	101	16274	913	800	53.30	46.70
7	3	2014	5	16	1712	10.52	102	16274	757	955	44.22	55.78
8	1	2014	6	15	1709	10.50	103	16274	744	965	43.53	56.47
9	19	2014	6	14	1709	10.50	104	16274	805	904	47.10	52.90
8	23	2014	7	16	1708	10.50	105	16274	835	873	48.89	51.11
9	6	2014	7	13	1706	10.48	106	16274	622	1084	36.46	63.54
7	26	2014	7	13	1704	10.47	107	16274	694	1010	40.73	59.27
7	12	2014	7	11	1703	10.46	108	16274	726	977	42.63	57.37
7	12	2014	7	17	1703	10.46	109	16274	929	774	54.55	45.45
5	16	2014	6	14	1701	10.45	110	16274	759	942	44.62	55.38
7	13	2014	1	14	1701	10.45	111	16274	963	738	56.61	43.39
8	23	2014	7	11	1699	10.44	112	16274	748	951	44.03	55.97
8	2	2014	7	11	1696	10.42	113	16274	744	952	43.87	56.13
8	29	2014	6	17	1694	10.41	114	16274	640	1054	37.78	62.22
8	3	2014	1	15	1693	10.40	115	16274	920	773	54.34	45.66
8	9	2014	7	15	1692	10.40	116	16274	732	960	43.26	56.74
9	7	2014	1	14	1690	10.38	117	16274	977	713	57.81	42.19
7	6	2014	1	17	1684	10.35	118	16274	1083	601	64.31	35.69
7	20	2014	1	18	1683	10.34	119	16274	1098	585	65.24	34.76
9	20	2014	7	17	1681	10.33	120	16274	992	689	59.01	40.99
7	5	2014	7	17	1680	10.32	121	16274	914	766	54.40	45.60
7	26	2014	7	15	1678	10.31	122	16274	788	890	46.96	53.04
9	6	2014	7	11	1678	10.31	123	16274	704	974	41.95	58.05
9	7	2014	1	12	1673	10.28	124	16274	838	835	50.09	49.91
9	7	2014	1	17	1673	10.28	125	16274	1133	540	67.72	32.28
8	22	2014	6	14	1671	10.27	126	16274	719	952	43.03	56.97
8	23	2014	7	14	1671	10.27	127	16274	664	1007	39.74	60.26
9	16	2014	3	12	1670	10.26	128	16274	823	847	49.28	50.72
9	7	2014	1	13	1669	10.26	129	16274	832	837	49.85	50.15
8	31	2014	1	13	1668	10.25	130	16274	733	935	43.94	56.06
5	30	2014	6	18	1667	10.24	131	16274	749	918	44.93	55.07
7	3	2014	5	17	1667	10.24	132	16274	709	958	42.53	57.47
8	8	2014	6	16	1667	10.24	133	16274	723	944	43.37	56.63
8	9	2014	7	16	1667	10.24	134	16274	856	811	51.35	48.65

MO	DY	YR	DAY OF WK	HR	HR VOL	PERCENT OF AADT	HOUR NUMBER	AADT	EAST VOLUME	WEST VOLUME	PERCENT EAST IS OF TOTAL VOLUME	PERCENT WEST IS OF TOTAL VOLUME
7	12	2014	7	13	1666	10.24	135	16274	634	1032	38.06	61.94
5	11	2014	1	14	1665	10.23	136	16274	886	779	53.21	46.79
8	17	2014	1	19	1665	10.23	137	16274	1070	595	64.26	35.74
9	13	2014	7	12	1665	10.23	138	16274	748	917	44.92	55.08
6	20	2014	6	17	1663	10.22	139	16274	647	1016	38.91	61.09
7	12	2014	7	14	1663	10.22	140	16274	709	954	42.63	57.37
8	8	2014	6	15	1663	10.22	141	16274	745	918	44.80	55.20
10	3	2014	6	17	1661	10.21	142	16274	692	969	41.66	58.34
9	13	2014	7	11	1657	10.18	143	16274	707	950	42.67	57.33
9	6	2014	7	14	1656	10.18	144	16274	640	1016	38.65	61.35
8	30	2014	7	12	1654	10.16	145	16274	724	930	43.77	56.23
9	13	2014	7	13	1654	10.16	146	16274	696	958	42.08	57.92
7	26	2014	7	10	1653	10.16	147	16274	780	873	47.19	52.81
8	30	2014	7	14	1652	10.15	148	16274	700	952	42.37	57.63
8	10	2014	1	11	1651	10.15	149	16274	908	743	55.00	45.00
9	26	2014	6	17	1650	10.14	150	16274	607	1043	36.79	63.21
5	31	2014	7	16	1649	10.13	151	16274	833	816	50.52	49.48
8	2	2014	7	15	1648	10.13	152	16274	710	938	43.08	56.92
7	26	2014	7	14	1645	10.11	153	16274	643	1002	39.09	60.91
9	1	2014	2	14	1645	10.11	154	16274	983	662	59.76	40.24
5	24	2014	7	11	1644	10.10	155	16274	605	1039	36.80	63.20
5	11	2014	1	17	1640	10.08	156	16274	986	654	60.12	39.88
9	1	2014	2	12	1640	10.08	157	16274	951	689	57.99	42.01
5	11	2014	1	12	1639	10.07	158	16274	736	903	44.91	55.09
7	18	2014	6	18	1638	10.07	159	16274	796	842	48.60	51.40
8	22	2014	6	15	1638	10.07	160	16274	717	921	43.77	56.23
9	26	2014	6	13	1637	10.06	161	16274	830	807	50.70	49.30
6	29	2014	1	17	1630	10.02	162	16274	897	733	55.03	44.97
7	18	2014	6	13	1630	10.02	163	16274	693	937	42.52	57.48
8	21	2014	5	12	1630	10.02	164	16274	872	758	53.50	46.50
8	2	2014	7	16	1629	10.01	165	16274	795	834	48.80	51.20
8	23	2014	7	17	1627	10.00	166	16274	846	781	52.00	48.00
9	13	2014	7	16	1627	10.00	167	16274	792	835	48.68	51.32
5	24	2014	7	13	1625	9.99	168	16274	600	1025	36.92	63.08
5	26	2014	2	12	1625	9.99	169	16274	1029	596	63.32	36.68
7	5	2014	7	16	1624	9.98	170	16274	869	755	53.51	46.49
9	7	2014	1	15	1623	9.97	171	16274	1028	595	63.34	36.66
6	15	2014	1	13	1622	9.97	172	16274	901	721	55.55	44.45
9	14	2014	1	14	1622	9.97	173	16274	922	700	56.84	43.16
7	19	2014	7	16	1621	9.96	174	16274	877	744	54.10	45.90
7	26	2014	7	16	1618	9.94	175	16274	809	809	50.00	50.00


MO	DY	YR	DAY OF WK	HR	HR VOL	PERCENT OF AADT	HOUR NUMBER	AADT	EAST VOLUME	WEST VOLUME	PERCENT EAST IS OF TOTAL VOLUME	PERCENT WEST IS OF TOTAL VOLUME
6	15	2014	1	14	1616	9.93	176	16274	905	711	56.00	44.00
9	6	2014	7	16	1615	9.92	177	16274	820	795	50.77	49.23
5	26	2014	2	13	1614	9.92	178	16274	1019	595	63.14	36.86
7	12	2014	7	16	1614	9.92	179	16274	836	778	51.80	48.20
9	5	2014	6	13	1614	9.92	180	16274	657	957	40.71	59.29
7	25	2014	6	14	1613	9.91	181	16274	734	879	45.51	54.49
9	19	2014	6	17	1612	9.91	182	16274	659	953	40.88	59.12
5	11	2014	1	16	1611	9.90	183	16274	983	628	61.02	38.98
6	21	2014	7	12	1610	9.89	184	16274	678	932	42.11	57.89
7	19	2014	7	18	1609	9.89	185	16274	978	631	60.78	39.22
7	3	2014	5	15	1608	9.88	186	16274	693	915	43.10	56.90
9	12	2014	6	19	1608	9.88	187	16274	612	996	38.06	61.94
8	17	2014	1	11	1607	9.87	188	16274	887	720	55.20	44.80
7	25	2014	6	18	1605	9.86	189	16274	625	980	38.94	61.06
9	12	2014	6	17	1605	9.86	190	16274	702	903	43.74	56.26
5	25	2014	1	16	1604	9.86	191	16274	974	630	60.72	39.28
6	29	2014	1	13	1604	9.86	192	16274	874	730	54.49	45.51
6	22	2014	1	12	1602	9.84	193	16274	858	744	53.56	46.44
7	19	2014	7	10	1602	9.84	194	16274	702	900	43.82	56.18
9	7	2014	1	16	1602	9.84	195	16274	991	611	61.86	38.14
7	4	2014	6	12	1601	9.84	196	16274	587	1014	36.66	63.34
8	8	2014	6	18	1600	9.83	197	16274	672	928	42.00	58.00
8	29	2014	6	16	1599	9.83	198	16274	599	1000	37.46	62.54
7	21	2014	2	18	1598	9.82	199	16274	922	676	57.70	42.30
8	23	2014	7	15	1597	9.81	200	16274	688	909	43.08	56.92

**SR 082 MP 132.03 UMATILLA ADC SITE R086
K FOR PEAK 200 HOURS OF 2014**



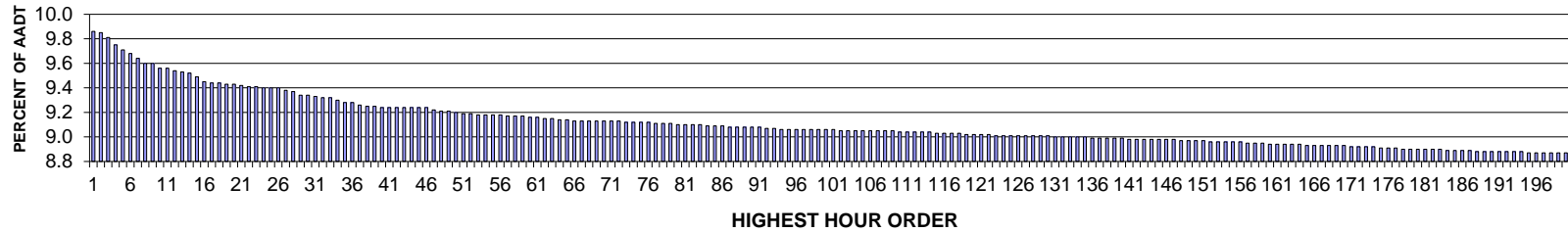
AADT= 0 K 30 FACTOR= 0.00 K 100 FACTOR= 0.00 K 200 FACTOR= 0.00 D 30 FACTOR= 0.00

**SR 082 MP 132.03 UMATILLA ADC SITE R086
D % IN THE PEAK 200 HOURS OF 2014**



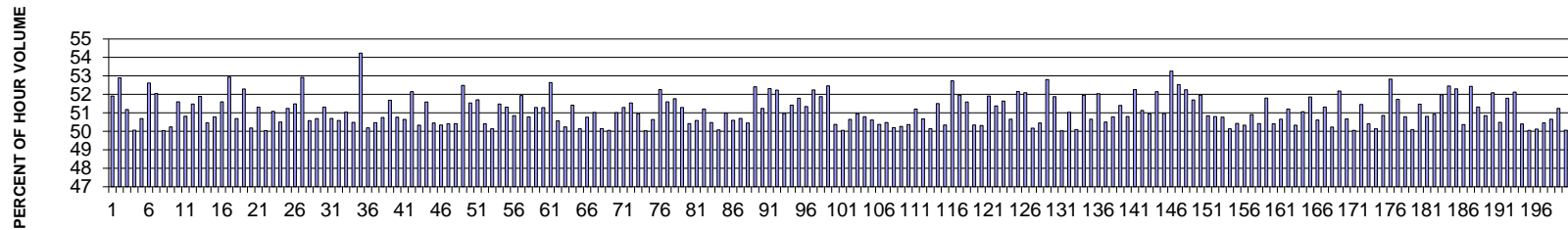
MO	DY	YR	DAY OF WK	HR	HR VOL	PERCENT OF AADT	HOUR NUMBER	AADT	EAST VOLUME	WEST VOLUME	PERCENT EAST IS OF TOTAL VOLUME	PERCENT WEST IS OF TOTAL VOLUME

**SR 395 MP 18.58 KENNEWICK ADC SITE R087
K FOR PEAK 200 HOURS OF 2014**



AADT= 60316 K 30 FACTOR= 9.34 K 100 FACTOR= 9.06 K 200 FACTOR= 8.87 D 30 FACTOR= 51.31

**SR 395 MP 18.58 KENNEWICK ADC SITE R087
D % IN THE PEAK 200 HOURS OF 2014**



MO	DY	YR	DAY OF WK	HR	HR VOL	PERCENT OF AADT	HOUR NUMBER	AADT	NORTH VOLUME	SOUTH VOLUME	PERCENT NORTH IS OF TOTAL VOLUME	PERCENT SOUTH IS OF TOTAL VOLUME
11	7	2014	6	17	5949	9.86	1	60316	2861	3088	48.09	51.91
5	30	2014	6	17	5941	9.85	2	60316	2799	3142	47.11	52.89
10	31	2014	6	17	5916	9.81	3	60316	2888	3028	48.82	51.18
6	6	2014	6	17	5883	9.75	4	60316	2945	2938	50.06	49.94
12	19	2014	6	17	5857	9.71	5	60316	2888	2969	49.31	50.69
5	16	2014	6	17	5839	9.68	6	60316	2767	3072	47.39	52.61
5	2	2014	6	17	5814	9.64	7	60316	2788	3026	47.95	52.05
5	23	2014	6	17	5789	9.60	8	60316	2892	2897	49.96	50.04
9	19	2014	6	17	5788	9.60	9	60316	2880	2908	49.76	50.24
5	9	2014	6	17	5764	9.56	10	60316	2790	2974	48.40	51.60
6	27	2014	6	17	5764	9.56	11	60316	2929	2835	50.82	49.18

MO	DY	YR	DAY OF WK	HR	HR VOL	PERCENT OF AADT	HOUR NUMBER	AADT	NORTH VOLUME	SOUTH VOLUME	PERCENT NORTH IS OF TOTAL VOLUME	PERCENT SOUTH IS OF TOTAL VOLUME
4	18	2014	6	17	5752	9.54	12	60316	2791	2961	48.52	51.48
4	25	2014	6	17	5751	9.53	13	60316	2767	2984	48.11	51.89
10	3	2014	6	17	5743	9.52	14	60316	2845	2898	49.54	50.46
5	23	2014	6	16	5727	9.49	15	60316	2908	2819	50.78	49.22
5	8	2014	5	17	5700	9.45	16	60316	2759	2941	48.40	51.60
2	21	2014	6	17	5693	9.44	17	60316	2679	3014	47.06	52.94
10	17	2014	6	17	5691	9.44	18	60316	2806	2885	49.31	50.69
6	5	2014	5	17	5686	9.43	19	60316	2713	2973	47.71	52.29
8	29	2014	6	17	5685	9.43	20	60316	2853	2832	50.18	49.82
12	19	2014	6	16	5683	9.42	21	60316	2767	2916	48.69	51.31
11	12	2014	4	17	5676	9.41	22	60316	2840	2836	50.04	49.96
4	11	2014	6	17	5675	9.41	23	60316	2776	2899	48.92	51.08
12	22	2014	2	17	5671	9.40	24	60316	2807	2864	49.50	50.50
12	23	2014	3	17	5671	9.40	25	60316	2906	2765	51.24	48.76
5	27	2014	3	17	5669	9.40	26	60316	2750	2919	48.51	51.49
2	14	2014	6	17	5660	9.38	27	60316	2665	2995	47.08	52.92
6	13	2014	6	17	5654	9.37	28	60316	2860	2794	50.58	49.42
10	10	2014	6	17	5636	9.34	29	60316	2779	2857	49.31	50.69
11	7	2014	6	16	5631	9.34	30	60316	2742	2889	48.69	51.31
5	9	2014	6	18	5627	9.33	31	60316	2774	2853	49.30	50.70
10	31	2014	6	16	5624	9.32	32	60316	2779	2845	49.41	50.59
9	12	2014	6	17	5623	9.32	33	60316	2753	2870	48.96	51.04
10	24	2014	6	17	5607	9.30	34	60316	2776	2831	49.51	50.49
5	16	2014	6	18	5600	9.28	35	60316	2563	3037	45.77	54.23
9	5	2014	6	17	5595	9.28	36	60316	2787	2808	49.81	50.19
10	3	2014	6	18	5585	9.26	37	60316	2766	2819	49.53	50.47
10	30	2014	5	17	5578	9.25	38	60316	2747	2831	49.25	50.75
5	9	2014	6	16	5577	9.25	39	60316	2695	2882	48.32	51.68
6	12	2014	5	17	5576	9.24	40	60316	2745	2831	49.23	50.77
8	8	2014	6	17	5575	9.24	41	60316	2824	2751	50.65	49.35
5	22	2014	5	17	5574	9.24	42	60316	2667	2907	47.85	52.15
9	25	2014	5	18	5573	9.24	43	60316	2805	2768	50.33	49.67
10	17	2014	6	18	5573	9.24	44	60316	2698	2875	48.41	51.59
4	25	2014	6	18	5572	9.24	45	60316	2761	2811	49.55	50.45
8	15	2014	6	17	5572	9.24	46	60316	2767	2805	49.66	50.34
6	27	2014	6	18	5562	9.22	47	60316	2804	2758	50.41	49.59
3	14	2014	6	17	5557	9.21	48	60316	2755	2802	49.58	50.42
5	5	2014	2	17	5553	9.21	49	60316	2638	2915	47.51	52.49
4	9	2014	4	17	5551	9.20	50	60316	2690	2861	48.46	51.54
4	17	2014	5	17	5546	9.19	51	60316	2678	2868	48.29	51.71
6	6	2014	6	16	5545	9.19	52	60316	2750	2795	49.59	50.41

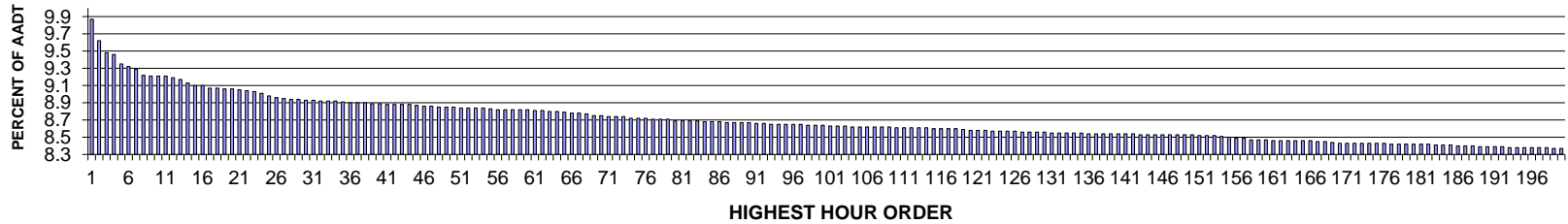
MO	DY	YR	DAY OF WK	HR	HR VOL	PERCENT OF AADT	HOUR NUMBER	AADT	NORTH VOLUME	SOUTH VOLUME	PERCENT NORTH IS OF TOTAL VOLUME	PERCENT SOUTH IS OF TOTAL VOLUME
8	1	2014	6	17	5540	9.18	53	60316	2778	2762	50.14	49.86
2	14	2014	6	18	5536	9.18	54	60316	2686	2850	48.52	51.48
9	19	2014	6	16	5535	9.18	55	60316	2840	2695	51.31	48.69
8	22	2014	6	17	5534	9.18	56	60316	2720	2814	49.15	50.85
5	14	2014	4	17	5533	9.17	57	60316	2659	2874	48.06	51.94
3	28	2014	6	17	5532	9.17	58	60316	2723	2809	49.22	50.78
6	5	2014	5	18	5529	9.17	59	60316	2693	2836	48.71	51.29
11	25	2014	3	17	5527	9.16	60	60316	2693	2834	48.72	51.28
5	15	2014	5	17	5524	9.16	61	60316	2616	2908	47.36	52.64
5	29	2014	5	18	5521	9.15	62	60316	2729	2792	49.43	50.57
12	12	2014	6	17	5518	9.15	63	60316	2746	2772	49.76	50.24
8	21	2014	5	18	5513	9.14	64	60316	2678	2835	48.58	51.42
10	1	2014	4	18	5513	9.14	65	60316	2749	2764	49.86	50.14
11	3	2014	2	17	5509	9.13	66	60316	2712	2797	49.23	50.77
3	7	2014	6	18	5508	9.13	67	60316	2810	2698	51.02	48.98
3	20	2014	5	18	5508	9.13	68	60316	2762	2746	50.15	49.85
4	30	2014	4	18	5508	9.13	69	60316	2751	2757	49.95	50.05
9	11	2014	5	18	5507	9.13	70	60316	2698	2809	48.99	51.01
4	25	2014	6	16	5506	9.13	71	60316	2824	2682	51.29	48.71
8	21	2014	5	17	5506	9.13	72	60316	2668	2838	48.46	51.54
5	2	2014	6	18	5501	9.12	73	60316	2698	2803	49.05	50.95
12	5	2014	6	16	5501	9.12	74	60316	2752	2749	50.03	49.97
7	31	2014	5	18	5500	9.12	75	60316	2785	2715	50.64	49.36
10	16	2014	5	17	5498	9.12	76	60316	2625	2873	47.74	52.26
11	14	2014	6	17	5494	9.11	77	60316	2659	2835	48.40	51.60
5	29	2014	5	17	5492	9.11	78	60316	2649	2843	48.23	51.77
6	20	2014	6	17	5492	9.11	79	60316	2817	2675	51.29	48.71
12	19	2014	6	18	5490	9.10	80	60316	2722	2768	49.58	50.42
7	24	2014	5	18	5489	9.10	81	60316	2777	2712	50.59	49.41
12	5	2014	6	17	5489	9.10	82	60316	2678	2811	48.79	51.21
11	26	2014	4	16	5487	9.10	83	60316	2717	2770	49.52	50.48
8	1	2014	6	16	5483	9.09	84	60316	2737	2746	49.92	50.08
6	13	2014	6	16	5481	9.09	85	60316	2686	2795	49.01	50.99
10	23	2014	5	17	5480	9.09	86	60316	2707	2773	49.40	50.60
4	10	2014	5	17	5479	9.08	87	60316	2701	2778	49.30	50.70
3	14	2014	6	16	5477	9.08	88	60316	2714	2763	49.55	50.45
12	1	2014	2	17	5476	9.08	89	60316	2606	2870	47.59	52.41
2	28	2014	6	17	5474	9.08	90	60316	2669	2805	48.76	51.24
4	15	2014	3	17	5474	9.08	91	60316	2610	2864	47.68	52.32
5	5	2014	2	18	5472	9.07	92	60316	2614	2858	47.77	52.23
3	7	2014	6	17	5468	9.07	93	60316	2681	2787	49.03	50.97

MO	DY	YR	DAY OF WK	HR	HR VOL	PERCENT OF AADT	HOUR NUMBER	AADT	NORTH VOLUME	SOUTH VOLUME	PERCENT NORTH IS OF TOTAL VOLUME	PERCENT SOUTH IS OF TOTAL VOLUME
12	3	2014	4	17	5467	9.06	94	60316	2656	2811	48.58	51.42
12	18	2014	5	17	5466	9.06	95	60316	2635	2831	48.21	51.79
2	28	2014	6	18	5465	9.06	96	60316	2659	2806	48.66	51.34
5	12	2014	2	17	5465	9.06	97	60316	2610	2855	47.76	52.24
11	24	2014	2	17	5465	9.06	98	60316	2630	2835	48.12	51.88
12	11	2014	5	17	5463	9.06	99	60316	2597	2866	47.54	52.46
10	3	2014	6	16	5462	9.06	100	60316	2710	2752	49.62	50.38
11	10	2014	2	17	5462	9.06	101	60316	2734	2728	50.05	49.95
8	15	2014	6	16	5461	9.05	102	60316	2766	2695	50.65	49.35
3	14	2014	6	18	5460	9.05	103	60316	2678	2782	49.05	50.95
5	30	2014	6	16	5460	9.05	104	60316	2687	2773	49.21	50.79
6	11	2014	4	17	5459	9.05	105	60316	2696	2763	49.39	50.61
6	18	2014	4	18	5459	9.05	106	60316	2709	2750	49.62	50.38
4	18	2014	6	16	5458	9.05	107	60316	2703	2755	49.52	50.48
7	18	2014	6	17	5456	9.05	108	60316	2717	2739	49.80	50.20
10	10	2014	6	18	5456	9.05	109	60316	2743	2713	50.27	49.73
8	29	2014	6	16	5454	9.04	110	60316	2707	2747	49.63	50.37
10	30	2014	5	18	5454	9.04	111	60316	2661	2793	48.79	51.21
9	5	2014	6	16	5453	9.04	112	60316	2690	2763	49.33	50.67
4	11	2014	6	16	5450	9.04	113	60316	2717	2733	49.85	50.15
7	10	2014	5	18	5450	9.04	114	60316	2807	2643	51.50	48.50
4	10	2014	5	18	5449	9.03	115	60316	2743	2706	50.34	49.66
10	1	2014	4	17	5449	9.03	116	60316	2576	2873	47.27	52.73
5	20	2014	3	18	5447	9.03	117	60316	2617	2830	48.04	51.96
4	15	2014	3	18	5445	9.03	118	60316	2636	2809	48.41	51.59
5	15	2014	5	18	5443	9.02	119	60316	2740	2703	50.34	49.66
9	19	2014	6	18	5439	9.02	120	60316	2702	2737	49.68	50.32
10	7	2014	3	17	5438	9.02	121	60316	2615	2823	48.09	51.91
11	26	2014	4	17	5438	9.02	122	60316	2794	2644	51.38	48.62
1	31	2014	6	17	5436	9.01	123	60316	2629	2807	48.36	51.64
10	16	2014	5	18	5436	9.01	124	60316	2682	2754	49.34	50.66
2	21	2014	6	18	5435	9.01	125	60316	2600	2835	47.84	52.16
10	2	2014	5	18	5435	9.01	126	60316	2604	2831	47.91	52.09
6	10	2014	3	17	5434	9.01	127	60316	2726	2708	50.17	49.83
3	21	2014	6	18	5433	9.01	128	60316	2692	2741	49.55	50.45
5	13	2014	3	17	5432	9.01	129	60316	2564	2868	47.20	52.80
6	3	2014	3	17	5432	9.01	130	60316	2614	2818	48.12	51.88
8	13	2014	4	18	5431	9.00	131	60316	2717	2714	50.03	49.97
5	22	2014	5	18	5430	9.00	132	60316	2659	2771	48.97	51.03
6	6	2014	6	18	5429	9.00	133	60316	2709	2720	49.90	50.10
5	6	2014	3	17	5428	9.00	134	60316	2608	2820	48.05	51.95

MO	DY	YR	DAY OF WK	HR	HR VOL	PERCENT OF AADT	HOUR NUMBER	AADT	NORTH VOLUME	SOUTH VOLUME	PERCENT NORTH IS OF TOTAL VOLUME	PERCENT SOUTH IS OF TOTAL VOLUME
12	2	2014	3	17	5426	9.00	135	60316	2677	2749	49.34	50.66
10	21	2014	3	17	5425	8.99	136	60316	2602	2823	47.96	52.04
9	12	2014	6	16	5424	8.99	137	60316	2685	2739	49.50	50.50
10	17	2014	6	16	5423	8.99	138	60316	2754	2669	50.78	49.22
2	20	2014	5	17	5422	8.99	139	60316	2635	2787	48.60	51.40
4	18	2014	6	18	5421	8.99	140	60316	2667	2754	49.20	50.80
5	20	2014	3	17	5419	8.98	141	60316	2587	2832	47.74	52.26
6	2	2014	2	18	5419	8.98	142	60316	2648	2771	48.87	51.13
2	14	2014	6	16	5417	8.98	143	60316	2657	2760	49.05	50.95
6	27	2014	6	16	5417	8.98	144	60316	2825	2592	52.15	47.85
3	21	2014	6	17	5415	8.98	145	60316	2760	2655	50.97	49.03
5	19	2014	2	17	5415	8.98	146	60316	2531	2884	46.74	53.26
9	25	2014	5	17	5414	8.98	147	60316	2570	2844	47.47	52.53
5	30	2014	6	18	5411	8.97	148	60316	2584	2827	47.75	52.25
6	30	2014	2	18	5410	8.97	149	60316	2797	2613	51.70	48.30
9	26	2014	6	17	5410	8.97	150	60316	2599	2811	48.04	51.96
5	1	2014	5	17	5409	8.97	151	60316	2659	2750	49.16	50.84
6	16	2014	2	18	5406	8.96	152	60316	2746	2660	50.80	49.20
12	10	2014	4	17	5405	8.96	153	60316	2744	2661	50.77	49.23
6	19	2014	5	17	5403	8.96	154	60316	2709	2694	50.14	49.86
9	5	2014	6	18	5403	8.96	155	60316	2678	2725	49.57	50.43
8	20	2014	4	18	5402	8.96	156	60316	2683	2719	49.67	50.33
6	4	2014	4	17	5398	8.95	157	60316	2650	2748	49.09	50.91
6	11	2014	4	18	5397	8.95	158	60316	2676	2721	49.58	50.42
5	21	2014	4	17	5396	8.95	159	60316	2601	2795	48.20	51.80
7	3	2014	5	16	5394	8.94	160	60316	2719	2675	50.41	49.59
5	1	2014	5	18	5391	8.94	161	60316	2660	2731	49.34	50.66
10	27	2014	2	17	5391	8.94	162	60316	2630	2761	48.79	51.21
10	10	2014	6	16	5390	8.94	163	60316	2713	2677	50.33	49.67
11	5	2014	4	17	5390	8.94	164	60316	2638	2752	48.94	51.06
4	30	2014	4	17	5389	8.93	165	60316	2594	2795	48.14	51.86
10	15	2014	4	18	5388	8.93	166	60316	2727	2661	50.61	49.39
5	28	2014	4	17	5386	8.93	167	60316	2622	2764	48.68	51.32
4	8	2014	3	18	5385	8.93	168	60316	2680	2705	49.77	50.23
5	7	2014	4	18	5385	8.93	169	60316	2575	2810	47.82	52.18
10	28	2014	3	18	5384	8.93	170	60316	2728	2656	50.67	49.33
6	20	2014	6	18	5381	8.92	171	60316	2688	2693	49.95	50.05
4	8	2014	3	17	5380	8.92	172	60316	2612	2768	48.55	51.45
12	23	2014	3	18	5380	8.92	173	60316	2668	2712	49.59	50.41
12	12	2014	6	16	5379	8.92	174	60316	2697	2682	50.14	49.86
8	20	2014	4	17	5376	8.91	175	60316	2642	2734	49.14	50.86

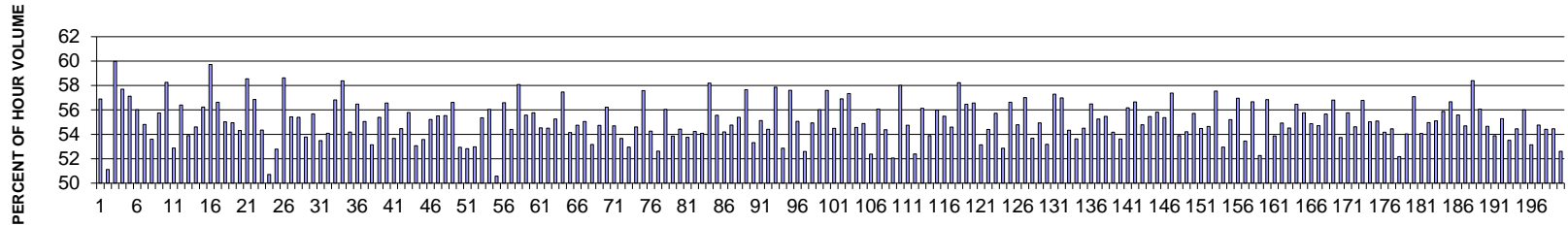
MO	DY	YR	DAY OF WK	HR	HR VOL	PERCENT OF AADT	HOUR NUMBER	AADT	NORTH VOLUME	SOUTH VOLUME	PERCENT NORTH IS OF TOTAL VOLUME	PERCENT SOUTH IS OF TOTAL VOLUME
9	2	2014	3	17	5376	8.91	176	60316	2536	2840	47.17	52.83
9	30	2014	3	17	5372	8.91	177	60316	2593	2779	48.27	51.73
5	7	2014	4	17	5371	8.90	178	60316	2643	2728	49.21	50.79
10	31	2014	6	18	5370	8.90	179	60316	2680	2690	49.91	50.09
10	2	2014	5	17	5368	8.90	180	60316	2605	2763	48.53	51.47
6	9	2014	2	18	5367	8.90	181	60316	2640	2727	49.19	50.81
7	1	2014	3	18	5366	8.90	182	60316	2633	2733	49.07	50.93
9	4	2014	5	17	5366	8.90	183	60316	2577	2789	48.02	51.98
3	25	2014	3	17	5365	8.89	184	60316	2551	2814	47.55	52.45
3	27	2014	5	17	5365	8.89	185	60316	2559	2806	47.70	52.30
4	24	2014	5	17	5360	8.89	186	60316	2660	2700	49.63	50.37
9	18	2014	5	17	5360	8.89	187	60316	2549	2811	47.56	52.44
4	4	2014	6	18	5357	8.88	188	60316	2749	2608	51.32	48.68
6	4	2014	4	18	5357	8.88	189	60316	2633	2724	49.15	50.85
8	22	2014	6	18	5356	8.88	190	60316	2566	2790	47.91	52.09
8	29	2014	6	18	5356	8.88	191	60316	2652	2704	49.51	50.49
10	9	2014	5	17	5356	8.88	192	60316	2582	2774	48.21	51.79
5	21	2014	4	18	5355	8.88	193	60316	2564	2791	47.88	52.12
8	25	2014	2	17	5355	8.88	194	60316	2699	2656	50.40	49.60
4	17	2014	5	18	5353	8.87	195	60316	2679	2674	50.05	49.95
5	16	2014	6	16	5353	8.87	196	60316	2683	2670	50.12	49.88
5	19	2014	2	18	5353	8.87	197	60316	2652	2701	49.54	50.46
6	10	2014	3	18	5353	8.87	198	60316	2641	2712	49.34	50.66
8	18	2014	2	18	5353	8.87	199	60316	2610	2743	48.76	51.24
7	21	2014	2	18	5352	8.87	200	60316	2679	2673	50.06	49.94

SR 016 MP 18.65 BURLEY ADC SITE R088
K FOR PEAK 200 HOURS OF 2014



AADT= 46726 K 30 FACTOR= 8.93 K 100 FACTOR= 8.64 K 200 FACTOR= 8.37 D 30 FACTOR= 55.67

SR 016 MP 18.65 BURLEY ADC SITE R088
D % IN THE PEAK 200 HOURS OF 2014



MO	DY	YR	DAY OF WK	HR	HR VOL	PERCENT OF AADT	HOUR NUMBER	AADT	EAST VOLUME	WEST VOLUME	PERCENT EAST IS OF TOTAL VOLUME	PERCENT WEST IS OF TOTAL VOLUME
8	8	2014	6	17	4610	9.87	1	46726	1987	2623	43.10	56.90
6	10	2014	3	18	4497	9.62	2	46726	2198	2299	48.88	51.12
7	3	2014	5	18	4429	9.48	3	46726	1773	2656	40.03	59.97
9	5	2014	6	17	4421	9.46	4	46726	1870	2551	42.30	57.70
7	3	2014	5	17	4369	9.35	5	46726	1873	2496	42.87	57.13
8	22	2014	6	17	4357	9.32	6	46726	1916	2441	43.98	56.02
5	16	2014	6	17	4339	9.29	7	46726	1961	2378	45.19	54.81
10	10	2014	6	17	4310	9.22	8	46726	2000	2310	46.40	53.60
6	6	2014	6	17	4305	9.21	9	46726	1905	2400	44.25	55.75
8	8	2014	6	18	4305	9.21	10	46726	1797	2508	41.74	58.26
11	27	2014	5	13	4302	9.21	11	46726	2027	2275	47.12	52.88

MO	DY	YR	DAY OF WK	HR	HR VOL	PERCENT OF AADT	HOUR NUMBER	AADT	EAST VOLUME	WEST VOLUME	PERCENT EAST IS OF TOTAL VOLUME	PERCENT WEST IS OF TOTAL VOLUME
6	13	2014	6	17	4294	9.19	12	46726	1872	2422	43.60	56.40
4	25	2014	6	17	4284	9.17	13	46726	1975	2309	46.10	53.90
4	11	2014	6	17	4267	9.13	14	46726	1937	2330	45.39	54.61
8	15	2014	6	17	4253	9.10	15	46726	1861	2392	43.76	56.24
7	3	2014	5	16	4250	9.10	16	46726	1712	2538	40.28	59.72
5	30	2014	6	18	4240	9.07	17	46726	1839	2401	43.37	56.63
9	4	2014	5	17	4237	9.07	18	46726	1906	2331	44.98	55.02
5	14	2014	4	17	4235	9.06	19	46726	1908	2327	45.05	54.95
2	28	2014	6	17	4234	9.06	20	46726	1934	2300	45.68	54.32
9	5	2014	6	18	4227	9.05	21	46726	1752	2475	41.45	58.55
8	29	2014	6	17	4223	9.04	22	46726	1822	2401	43.14	56.86
10	24	2014	6	17	4219	9.03	23	46726	1926	2293	45.65	54.35
6	10	2014	3	17	4212	9.01	24	46726	2076	2136	49.29	50.71
12	12	2014	6	17	4194	8.98	25	46726	1980	2214	47.21	52.79
7	25	2014	6	18	4186	8.96	26	46726	1732	2454	41.38	58.62
8	1	2014	6	17	4180	8.95	27	46726	1863	2317	44.57	55.43
7	25	2014	6	17	4178	8.94	28	46726	1864	2314	44.61	55.39
12	19	2014	6	17	4176	8.94	29	46726	1930	2246	46.22	53.78
5	21	2014	4	17	4171	8.93	30	46726	1849	2322	44.33	55.67
11	7	2014	6	17	4171	8.93	31	46726	1940	2231	46.51	53.49
9	19	2014	6	18	4169	8.92	32	46726	1914	2255	45.91	54.09
6	20	2014	6	17	4166	8.92	33	46726	1799	2367	43.18	56.82
8	22	2014	6	18	4166	8.92	34	46726	1734	2432	41.62	58.38
11	14	2014	6	17	4163	8.91	35	46726	1907	2256	45.81	54.19
6	6	2014	6	18	4160	8.90	36	46726	1811	2349	43.53	56.47
7	11	2014	6	17	4160	8.90	37	46726	1870	2290	44.95	55.05
10	10	2014	6	18	4157	8.90	38	46726	1948	2209	46.86	53.14
7	10	2014	5	17	4156	8.89	39	46726	1854	2302	44.61	55.39
5	16	2014	6	18	4155	8.89	40	46726	1805	2350	43.44	56.56
4	18	2014	6	17	4150	8.88	41	46726	1923	2227	46.34	53.66
6	19	2014	5	18	4149	8.88	42	46726	1889	2260	45.53	54.47
5	23	2014	6	17	4148	8.88	43	46726	1834	2314	44.21	55.79
9	12	2014	6	17	4147	8.88	44	46726	1946	2201	46.93	53.07
3	14	2014	6	17	4145	8.87	45	46726	1924	2221	46.42	53.58
5	22	2014	5	18	4138	8.86	46	46726	1853	2285	44.78	55.22
6	20	2014	6	18	4138	8.86	47	46726	1841	2297	44.49	55.51
6	13	2014	6	18	4135	8.85	48	46726	1839	2296	44.47	55.53
7	3	2014	5	15	4135	8.85	49	46726	1794	2341	43.39	56.61
10	3	2014	6	17	4135	8.85	50	46726	1946	2189	47.06	52.94
7	24	2014	5	17	4130	8.84	51	46726	1948	2182	47.17	52.83
9	19	2014	6	17	4130	8.84	52	46726	1942	2188	47.02	52.98

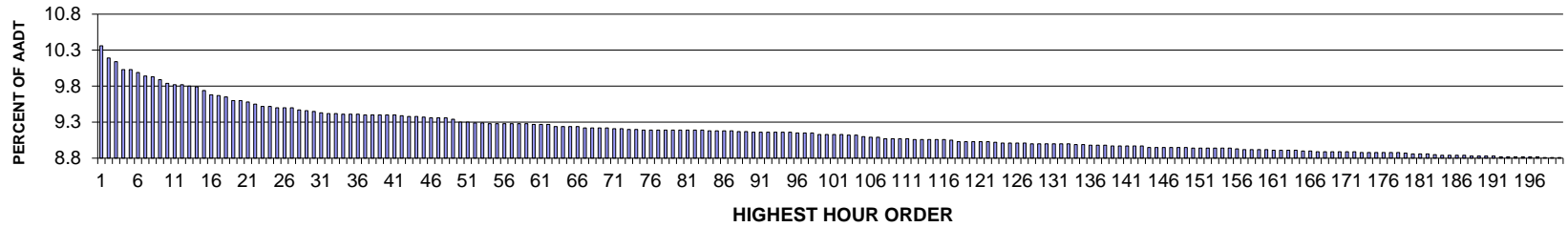
MO	DY	YR	DAY OF WK	HR	HR VOL	PERCENT OF AADT	HOUR NUMBER	AADT	EAST VOLUME	WEST VOLUME	PERCENT EAST IS OF TOTAL VOLUME	PERCENT WEST IS OF TOTAL VOLUME
6	3	2014	3	17	4129	8.84	53	46726	1843	2286	44.64	55.36
8	8	2014	6	16	4129	8.84	54	46726	1815	2314	43.96	56.04
6	26	2014	5	17	4127	8.83	55	46726	2040	2087	49.43	50.57
9	12	2014	6	18	4123	8.82	56	46726	1790	2333	43.41	56.59
11	14	2014	6	18	4123	8.82	57	46726	1880	2243	45.60	54.40
8	15	2014	6	18	4122	8.82	58	46726	1728	2394	41.92	58.08
7	2	2014	4	17	4121	8.82	59	46726	1831	2290	44.43	55.57
9	26	2014	6	17	4121	8.82	60	46726	1823	2298	44.24	55.76
3	21	2014	6	17	4117	8.81	61	46726	1872	2245	45.47	54.53
7	1	2014	3	17	4117	8.81	62	46726	1873	2244	45.49	54.51
7	2	2014	4	18	4114	8.80	63	46726	1841	2273	44.75	55.25
10	3	2014	6	18	4110	8.80	64	46726	1748	2362	42.53	57.47
5	15	2014	5	17	4109	8.79	65	46726	1884	2225	45.85	54.15
2	28	2014	6	18	4104	8.78	66	46726	1857	2247	45.25	54.75
6	27	2014	6	17	4102	8.78	67	46726	1844	2258	44.95	55.05
2	14	2014	6	17	4100	8.77	68	46726	1920	2180	46.83	53.17
7	18	2014	6	18	4089	8.75	69	46726	1851	2238	45.27	54.73
8	7	2014	5	17	4089	8.75	70	46726	1790	2299	43.78	56.22
8	7	2014	5	18	4086	8.74	71	46726	1851	2235	45.30	54.70
5	30	2014	6	17	4083	8.74	72	46726	1892	2191	46.34	53.66
2	7	2014	6	17	4082	8.74	73	46726	1920	2162	47.04	52.96
9	19	2014	6	16	4074	8.72	74	46726	1849	2225	45.39	54.61
11	26	2014	4	17	4074	8.72	75	46726	1728	2346	42.42	57.58
8	14	2014	5	17	4073	8.72	76	46726	1863	2210	45.74	54.26
6	12	2014	5	17	4071	8.71	77	46726	1929	2142	47.38	52.62
6	4	2014	4	17	4070	8.71	78	46726	1789	2281	43.96	56.04
7	22	2014	3	17	4068	8.71	79	46726	1877	2191	46.14	53.86
6	11	2014	4	17	4062	8.69	80	46726	1851	2211	45.57	54.43
5	20	2014	3	17	4061	8.69	81	46726	1878	2183	46.24	53.76
8	21	2014	5	17	4060	8.69	82	46726	1858	2202	45.76	54.24
10	2	2014	5	17	4059	8.69	83	46726	1864	2195	45.92	54.08
8	29	2014	6	18	4056	8.68	84	46726	1696	2360	41.81	58.19
7	17	2014	5	17	4055	8.68	85	46726	1802	2253	44.44	55.56
8	27	2014	4	17	4055	8.68	86	46726	1857	2198	45.80	54.20
1	31	2014	6	17	4052	8.67	87	46726	1833	2219	45.24	54.76
7	18	2014	6	17	4052	8.67	88	46726	1807	2245	44.60	55.40
8	1	2014	6	18	4051	8.67	89	46726	1715	2336	42.34	57.66
7	31	2014	5	17	4049	8.67	90	46726	1890	2159	46.68	53.32
4	4	2014	6	17	4047	8.66	91	46726	1816	2231	44.87	55.13
6	6	2014	6	16	4046	8.66	92	46726	1844	2202	45.58	54.42
7	11	2014	6	18	4044	8.65	93	46726	1704	2340	42.14	57.86

MO	DY	YR	DAY OF WK	HR	HR VOL	PERCENT OF AADT	HOUR NUMBER	AADT	EAST VOLUME	WEST VOLUME	PERCENT EAST IS OF TOTAL VOLUME	PERCENT WEST IS OF TOTAL VOLUME
8	25	2014	2	17	4044	8.65	94	46726	1906	2138	47.13	52.87
5	2	2014	6	18	4041	8.65	95	46726	1713	2328	42.39	57.61
8	5	2014	3	17	4041	8.65	96	46726	1816	2225	44.94	55.06
5	2	2014	6	17	4040	8.65	97	46726	1915	2125	47.40	52.60
7	17	2014	5	18	4039	8.64	98	46726	1820	2219	45.06	54.94
8	26	2014	3	17	4038	8.64	99	46726	1776	2262	43.98	56.02
4	25	2014	6	18	4035	8.64	100	46726	1711	2324	42.40	57.60
3	7	2014	6	17	4034	8.63	101	46726	1836	2198	45.51	54.49
8	15	2014	6	16	4033	8.63	102	46726	1738	2295	43.09	56.91
5	23	2014	6	18	4032	8.63	103	46726	1720	2312	42.66	57.34
7	16	2014	4	17	4030	8.62	104	46726	1831	2199	45.43	54.57
7	25	2014	6	16	4030	8.62	105	46726	1818	2212	45.11	54.89
12	17	2014	4	17	4028	8.62	106	46726	1918	2110	47.62	52.38
4	11	2014	6	18	4027	8.62	107	46726	1769	2258	43.93	56.07
8	19	2014	3	17	4027	8.62	108	46726	1837	2190	45.62	54.38
9	11	2014	5	17	4027	8.62	109	46726	1930	2097	47.93	52.07
10	24	2014	6	18	4025	8.61	110	46726	1690	2335	41.99	58.01
12	22	2014	2	17	4024	8.61	111	46726	1821	2203	45.25	54.75
5	29	2014	5	17	4022	8.61	112	46726	1915	2107	47.61	52.39
8	18	2014	2	17	4021	8.61	113	46726	1764	2257	43.87	56.13
8	28	2014	5	17	4021	8.61	114	46726	1854	2167	46.11	53.89
7	30	2014	4	17	4019	8.60	115	46726	1769	2250	44.02	55.98
10	17	2014	6	18	4018	8.60	116	46726	1789	2229	44.52	55.48
2	21	2014	6	17	4017	8.60	117	46726	1824	2193	45.41	54.59
6	27	2014	6	18	4017	8.60	118	46726	1678	2339	41.77	58.23
10	6	2014	2	17	4015	8.59	119	46726	1748	2267	43.54	56.46
7	18	2014	6	16	4011	8.58	120	46726	1742	2269	43.43	56.57
9	25	2014	5	17	4008	8.58	121	46726	1878	2130	46.86	53.14
6	19	2014	5	17	4007	8.58	122	46726	1827	2180	45.60	54.40
8	29	2014	6	16	4005	8.57	123	46726	1773	2232	44.27	55.73
5	7	2014	4	17	4003	8.57	124	46726	1887	2116	47.14	52.86
6	3	2014	3	18	4003	8.57	125	46726	1736	2267	43.37	56.63
6	25	2014	4	17	4003	8.57	126	46726	1810	2193	45.22	54.78
7	29	2014	3	18	4001	8.56	127	46726	1720	2281	42.99	57.01
5	1	2014	5	17	4000	8.56	128	46726	1853	2147	46.33	53.68
9	26	2014	6	18	3999	8.56	129	46726	1802	2197	45.06	54.94
9	12	2014	6	16	3998	8.56	130	46726	1872	2126	46.82	53.18
6	13	2014	6	16	3997	8.55	131	46726	1707	2290	42.71	57.29
5	23	2014	6	16	3996	8.55	132	46726	1719	2277	43.02	56.98
10	31	2014	6	17	3995	8.55	133	46726	1824	2171	45.66	54.34
6	17	2014	3	17	3994	8.55	134	46726	1852	2142	46.37	53.63

MO	DY	YR	DAY OF WK	HR	HR VOL	PERCENT OF AADT	HOUR NUMBER	AADT	EAST VOLUME	WEST VOLUME	PERCENT EAST IS OF TOTAL VOLUME	PERCENT WEST IS OF TOTAL VOLUME
9	16	2014	3	17	3994	8.55	135	46726	1817	2177	45.49	54.51
7	24	2014	5	18	3992	8.54	136	46726	1737	2255	43.51	56.49
11	7	2014	6	18	3992	8.54	137	46726	1786	2206	44.74	55.26
5	13	2014	3	17	3991	8.54	138	46726	1777	2214	44.53	55.47
12	3	2014	4	17	3991	8.54	139	46726	1829	2162	45.83	54.17
5	2	2014	6	16	3990	8.54	140	46726	1851	2139	46.39	53.61
7	10	2014	5	18	3990	8.54	141	46726	1749	2241	43.83	56.17
12	30	2014	3	17	3989	8.54	142	46726	1729	2260	43.34	56.66
7	30	2014	4	18	3987	8.53	143	46726	1803	2184	45.22	54.78
8	1	2014	6	16	3987	8.53	144	46726	1776	2211	44.54	55.46
9	9	2014	3	17	3987	8.53	145	46726	1762	2225	44.19	55.81
2	27	2014	5	17	3986	8.53	146	46726	1779	2207	44.63	55.37
7	31	2014	5	18	3986	8.53	147	46726	1699	2287	42.62	57.38
10	17	2014	6	17	3986	8.53	148	46726	1838	2148	46.11	53.89
12	16	2014	3	17	3986	8.53	149	46726	1825	2161	45.79	54.21
6	5	2014	5	18	3985	8.53	150	46726	1765	2220	44.29	55.71
5	22	2014	5	17	3981	8.52	151	46726	1812	2169	45.52	54.48
12	9	2014	3	17	3980	8.52	152	46726	1805	2175	45.35	54.65
6	27	2014	6	16	3979	8.52	153	46726	1689	2290	42.45	57.55
10	16	2014	5	17	3975	8.51	154	46726	1870	2105	47.04	52.96
11	19	2014	4	18	3973	8.50	155	46726	1780	2193	44.80	55.20
8	21	2014	5	18	3968	8.49	156	46726	1708	2260	43.04	56.96
8	16	2014	7	13	3966	8.49	157	46726	1846	2120	46.55	53.45
6	24	2014	3	18	3960	8.47	158	46726	1716	2244	43.33	56.67
11	20	2014	5	17	3958	8.47	159	46726	1889	2069	47.73	52.27
6	20	2014	6	16	3956	8.47	160	46726	1707	2249	43.15	56.85
9	17	2014	4	17	3954	8.46	161	46726	1824	2130	46.13	53.87
6	12	2014	5	18	3953	8.46	162	46726	1782	2171	45.08	54.92
6	18	2014	4	17	3953	8.46	163	46726	1798	2155	45.48	54.52
6	26	2014	5	18	3953	8.46	164	46726	1721	2232	43.54	56.46
8	19	2014	3	18	3953	8.46	165	46726	1749	2204	44.24	55.76
9	25	2014	5	18	3953	8.46	166	46726	1784	2169	45.13	54.87
10	2	2014	5	18	3950	8.45	167	46726	1789	2161	45.29	54.71
9	30	2014	3	18	3947	8.45	168	46726	1750	2197	44.34	55.66
10	9	2014	5	18	3945	8.44	169	46726	1704	2241	43.19	56.81
10	9	2014	5	17	3941	8.43	170	46726	1823	2118	46.26	53.74
11	26	2014	4	16	3940	8.43	171	46726	1743	2197	44.24	55.76
3	28	2014	6	17	3938	8.43	172	46726	1787	2151	45.38	54.62
5	27	2014	3	18	3938	8.43	173	46726	1702	2236	43.22	56.78
7	9	2014	4	17	3937	8.43	174	46726	1771	2166	44.98	55.02
8	12	2014	3	17	3937	8.43	175	46726	1768	2169	44.91	55.09

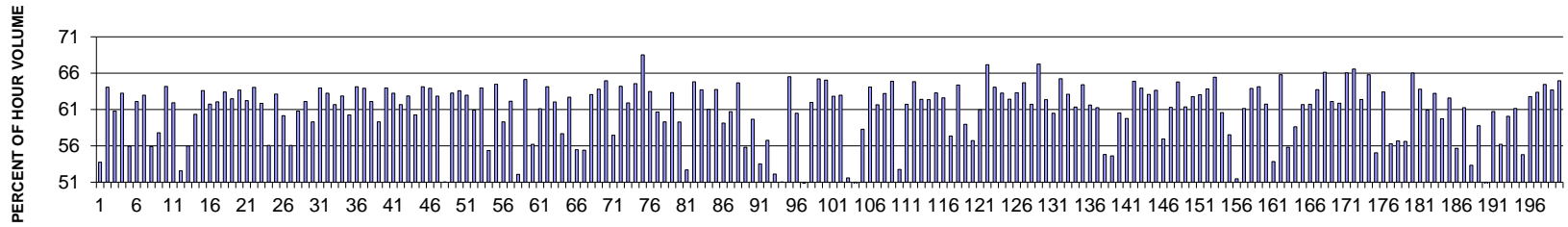
MO	DY	YR	DAY OF WK	HR	HR VOL	PERCENT OF AADT	HOUR NUMBER	AADT	EAST VOLUME	WEST VOLUME	PERCENT EAST IS OF TOTAL VOLUME	PERCENT WEST IS OF TOTAL VOLUME
9	3	2014	4	17	3937	8.43	176	46726	1804	2133	45.82	54.18
6	4	2014	4	18	3936	8.42	177	46726	1793	2143	45.55	54.45
6	5	2014	5	17	3936	8.42	178	46726	1882	2054	47.82	52.18
7	11	2014	6	16	3936	8.42	179	46726	1809	2127	45.96	54.04
8	14	2014	5	18	3935	8.42	180	46726	1689	2246	42.92	57.08
2	26	2014	4	17	3932	8.42	181	46726	1806	2126	45.93	54.07
6	9	2014	2	17	3932	8.42	182	46726	1771	2161	45.04	54.96
10	21	2014	3	17	3929	8.41	183	46726	1764	2165	44.90	55.10
7	21	2014	2	17	3928	8.41	184	46726	1733	2195	44.12	55.88
11	19	2014	4	17	3928	8.41	185	46726	1702	2226	43.33	56.67
8	20	2014	4	17	3925	8.40	186	46726	1743	2182	44.41	55.59
1	10	2014	6	17	3923	8.40	187	46726	1777	2146	45.30	54.70
12	24	2014	4	16	3923	8.40	188	46726	1632	2291	41.60	58.40
5	6	2014	3	17	3922	8.39	189	46726	1723	2199	43.93	56.07
7	15	2014	3	17	3919	8.39	190	46726	1777	2142	45.34	54.66
2	14	2014	6	18	3918	8.39	191	46726	1807	2111	46.12	53.88
4	30	2014	4	17	3918	8.39	192	46726	1752	2166	44.72	55.28
3	13	2014	5	17	3917	8.38	193	46726	1821	2096	46.49	53.51
5	28	2014	4	17	3917	8.38	194	46726	1784	2133	45.55	54.45
11	13	2014	5	18	3916	8.38	195	46726	1723	2193	44.00	56.00
3	20	2014	5	17	3915	8.38	196	46726	1834	2081	46.85	53.15
11	13	2014	5	17	3915	8.38	197	46726	1771	2144	45.24	54.76
10	1	2014	4	18	3914	8.38	198	46726	1784	2130	45.58	54.42
7	14	2014	2	17	3912	8.37	199	46726	1782	2130	45.55	54.45
8	13	2014	4	17	3912	8.37	200	46726	1854	2058	47.39	52.61

**SR 003 MP 28.68 BELFAIR ADC SITE R089
K FOR PEAK 200 HOURS OF 2014**



AADT= 16718 K 30 FACTOR= 9.45 K 100 FACTOR= 9.13 K 200 FACTOR= 8.81 D 30 FACTOR= 59.30

**SR 003 MP 28.68 BELFAIR ADC SITE R089
D % IN THE PEAK 200 HOURS OF 2014**



MO	DY	YR	DAY OF WK	HR	HR VOL	PERCENT OF AADT	HOUR NUMBER	AADT	NORTH VOLUME	SOUTH VOLUME	PERCENT NORTH IS OF TOTAL VOLUME	PERCENT SOUTH IS OF TOTAL VOLUME
7	6	2014	1	13	1732	10.36	1	16718	931	801	53.75	46.25
8	15	2014	6	17	1704	10.19	2	16718	612	1092	35.92	64.08
7	25	2014	6	17	1696	10.14	3	16718	665	1031	39.21	60.79
8	1	2014	6	16	1676	10.03	4	16718	616	1060	36.75	63.25
8	2	2014	7	13	1676	10.03	5	16718	738	938	44.03	55.97
5	16	2014	6	17	1670	9.99	6	16718	633	1037	37.90	62.10
8	29	2014	6	16	1661	9.94	7	16718	615	1046	37.03	62.97
8	1	2014	6	15	1660	9.93	8	16718	732	928	44.10	55.90
7	12	2014	7	13	1654	9.89	9	16718	698	956	42.20	57.80
6	20	2014	6	17	1645	9.84	10	16718	589	1056	35.81	64.19
4	11	2014	6	17	1642	9.82	11	16718	625	1017	38.06	61.94

MO	DY	YR	DAY OF WK	HR	HR VOL	PERCENT OF AADT	HOUR NUMBER	AADT	NORTH VOLUME	SOUTH VOLUME	PERCENT NORTH IS OF TOTAL VOLUME	PERCENT SOUTH IS OF TOTAL VOLUME
7	27	2014	1	13	1642	9.82	12	16718	779	863	47.44	52.56
7	6	2014	1	14	1638	9.80	13	16718	917	721	55.98	44.02
8	15	2014	6	16	1637	9.79	14	16718	649	988	39.65	60.35
8	1	2014	6	17	1629	9.74	15	16718	593	1036	36.40	63.60
3	21	2014	6	17	1618	9.68	16	16718	619	999	38.26	61.74
4	18	2014	6	17	1616	9.67	17	16718	613	1003	37.93	62.07
7	11	2014	6	16	1613	9.65	18	16718	590	1023	36.58	63.42
7	18	2014	6	17	1605	9.60	19	16718	602	1003	37.51	62.49
8	15	2014	6	18	1605	9.60	20	16718	583	1022	36.32	63.68
8	22	2014	6	17	1602	9.58	21	16718	605	997	37.77	62.23
7	3	2014	5	15	1597	9.55	22	16718	574	1023	35.94	64.06
8	5	2014	3	17	1591	9.52	23	16718	607	984	38.15	61.85
8	22	2014	6	15	1591	9.52	24	16718	699	892	43.93	56.07
5	2	2014	6	17	1589	9.50	25	16718	586	1003	36.88	63.12
8	22	2014	6	16	1589	9.50	26	16718	633	956	39.84	60.16
8	30	2014	7	13	1589	9.50	27	16718	698	891	43.93	56.07
7	18	2014	6	16	1584	9.47	28	16718	621	963	39.20	60.80
8	29	2014	6	17	1581	9.46	29	16718	599	982	37.89	62.11
5	22	2014	5	18	1580	9.45	30	16718	643	937	40.70	59.30
9	5	2014	6	18	1577	9.43	31	16718	568	1009	36.02	63.98
8	22	2014	6	18	1575	9.42	32	16718	579	996	36.76	63.24
5	2	2014	6	16	1574	9.42	33	16718	603	971	38.31	61.69
2	21	2014	6	17	1573	9.41	34	16718	584	989	37.13	62.87
8	8	2014	6	17	1573	9.41	35	16718	625	948	39.73	60.27
8	21	2014	5	17	1573	9.41	36	16718	564	1009	35.86	64.14
5	9	2014	6	17	1572	9.40	37	16718	567	1005	36.07	63.93
6	12	2014	5	17	1572	9.40	38	16718	584	988	37.15	62.85
7	5	2014	7	14	1572	9.40	39	16718	802	770	51.02	48.98
5	22	2014	5	17	1571	9.40	40	16718	577	994	36.73	63.27
5	30	2014	6	18	1571	9.40	41	16718	572	999	36.41	63.59
7	11	2014	6	17	1569	9.39	42	16718	581	988	37.03	62.97
2	28	2014	6	17	1568	9.38	43	16718	613	955	39.09	60.91
7	22	2014	3	17	1568	9.38	44	16718	565	1003	36.03	63.97
8	17	2014	1	14	1566	9.37	45	16718	867	699	55.36	44.64
5	16	2014	6	18	1565	9.36	46	16718	556	1009	35.53	64.47
7	6	2014	1	12	1565	9.36	47	16718	928	637	59.30	40.70
4	25	2014	6	17	1564	9.36	48	16718	592	972	37.85	62.15
8	10	2014	1	13	1561	9.34	49	16718	813	748	52.08	47.92
4	9	2014	4	17	1555	9.30	50	16718	542	1013	34.86	65.14
8	2	2014	7	12	1555	9.30	51	16718	681	874	43.79	56.21
5	30	2014	6	17	1553	9.29	52	16718	604	949	38.89	61.11

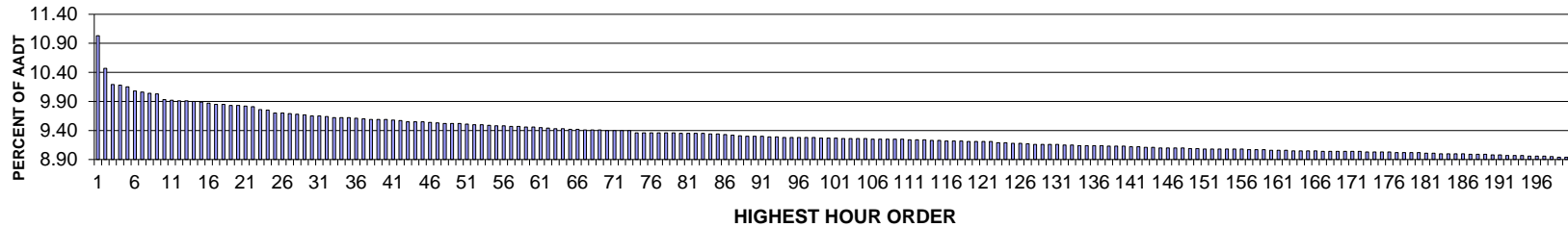
MO	DY	YR	DAY OF WK	HR	HR VOL	PERCENT OF AADT	HOUR NUMBER	AADT	NORTH VOLUME	SOUTH VOLUME	PERCENT NORTH IS OF TOTAL VOLUME	PERCENT SOUTH IS OF TOTAL VOLUME
8	1	2014	6	18	1553	9.29	53	16718	557	996	35.87	64.13
7	11	2014	6	18	1552	9.28	54	16718	589	963	37.95	62.05
7	12	2014	7	12	1552	9.28	55	16718	657	895	42.33	57.67
8	7	2014	5	17	1552	9.28	56	16718	579	973	37.31	62.69
8	23	2014	7	12	1552	9.28	57	16718	691	861	44.52	55.48
9	6	2014	7	13	1552	9.28	58	16718	692	860	44.59	55.41
7	25	2014	6	16	1551	9.28	59	16718	573	978	36.94	63.06
5	15	2014	5	17	1550	9.27	60	16718	561	989	36.19	63.81
5	23	2014	6	16	1550	9.27	61	16718	543	1007	35.03	64.97
8	2	2014	7	14	1549	9.27	62	16718	659	890	42.54	57.46
9	25	2014	5	17	1545	9.24	63	16718	553	992	35.79	64.21
5	1	2014	5	17	1544	9.24	64	16718	588	956	38.08	61.92
7	1	2014	3	17	1544	9.24	65	16718	547	997	35.43	64.57
7	4	2014	6	13	1544	9.24	66	16718	486	1058	31.48	68.52
5	16	2014	6	16	1542	9.22	67	16718	563	979	36.51	63.49
6	6	2014	6	17	1541	9.22	68	16718	606	935	39.33	60.67
7	6	2014	1	15	1541	9.22	69	16718	914	627	59.31	40.69
7	31	2014	5	17	1541	9.22	70	16718	565	976	36.66	63.34
7	11	2014	6	15	1540	9.21	71	16718	627	913	40.71	59.29
7	13	2014	1	13	1539	9.21	72	16718	728	811	47.30	52.70
4	4	2014	6	17	1538	9.20	73	16718	541	997	35.18	64.82
8	14	2014	5	17	1538	9.20	74	16718	558	980	36.28	63.72
3	7	2014	6	17	1537	9.19	75	16718	599	938	38.97	61.03
5	14	2014	4	17	1537	9.19	76	16718	557	980	36.24	63.76
7	3	2014	5	13	1537	9.19	77	16718	628	909	40.86	59.14
8	29	2014	6	15	1537	9.19	78	16718	604	933	39.30	60.70
8	29	2014	6	18	1537	9.19	79	16718	543	994	35.33	64.67
9	13	2014	7	12	1537	9.19	80	16718	679	858	44.18	55.82
10	6	2014	2	17	1537	9.19	81	16718	620	917	40.34	59.66
9	13	2014	7	13	1536	9.19	82	16718	714	822	46.48	53.52
10	9	2014	5	17	1536	9.19	83	16718	664	872	43.23	56.77
7	5	2014	7	12	1535	9.18	84	16718	735	800	47.88	52.12
8	3	2014	1	13	1535	9.18	85	16718	752	783	48.99	51.01
7	16	2014	4	17	1534	9.18	86	16718	529	1005	34.49	65.51
8	18	2014	2	17	1534	9.18	87	16718	606	928	39.50	60.50
8	10	2014	1	14	1533	9.17	88	16718	780	753	50.88	49.12
8	27	2014	4	17	1533	9.17	89	16718	583	950	38.03	61.97
8	6	2014	4	17	1532	9.16	90	16718	533	999	34.79	65.21
1	31	2014	6	17	1531	9.16	91	16718	535	996	34.94	65.06
5	2	2014	6	18	1531	9.16	92	16718	569	962	37.17	62.83
7	2	2014	4	17	1531	9.16	93	16718	567	964	37.03	62.97

MO	DY	YR	DAY OF WK	HR	HR VOL	PERCENT OF AADT	HOUR NUMBER	AADT	NORTH VOLUME	SOUTH VOLUME	PERCENT NORTH IS OF TOTAL VOLUME	PERCENT SOUTH IS OF TOTAL VOLUME
7	5	2014	7	13	1531	9.16	94	16718	741	790	48.40	51.60
8	3	2014	1	14	1531	9.16	95	16718	774	757	50.56	49.44
7	18	2014	6	15	1530	9.15	96	16718	638	892	41.70	58.30
7	17	2014	5	17	1529	9.15	97	16718	549	980	35.91	64.09
9	12	2014	6	16	1529	9.15	98	16718	586	943	38.33	61.67
6	5	2014	5	17	1527	9.13	99	16718	562	965	36.80	63.20
6	27	2014	6	17	1526	9.13	100	16718	536	990	35.12	64.88
8	17	2014	1	13	1526	9.13	101	16718	805	721	52.75	47.25
9	5	2014	6	17	1526	9.13	102	16718	584	942	38.27	61.73
1	10	2014	6	17	1524	9.12	103	16718	536	988	35.17	64.83
6	20	2014	6	16	1524	9.12	104	16718	573	951	37.60	62.40
9	19	2014	6	18	1522	9.10	105	16718	573	949	37.65	62.35
1	17	2014	6	17	1520	9.09	106	16718	558	962	36.71	63.29
8	11	2014	2	17	1519	9.09	107	16718	568	951	37.39	62.61
7	12	2014	7	14	1517	9.07	108	16718	647	870	42.65	57.35
4	10	2014	5	17	1516	9.07	109	16718	540	976	35.62	64.38
5	30	2014	6	16	1516	9.07	110	16718	622	894	41.03	58.97
7	26	2014	7	12	1516	9.07	111	16718	656	860	43.27	56.73
7	25	2014	6	15	1515	9.06	112	16718	591	924	39.01	60.99
3	13	2014	5	17	1514	9.06	113	16718	497	1017	32.83	67.17
4	2	2014	4	17	1514	9.06	114	16718	544	970	35.93	64.07
4	30	2014	4	17	1514	9.06	115	16718	556	958	36.72	63.28
9	26	2014	6	18	1514	9.06	116	16718	569	945	37.58	62.42
4	25	2014	6	16	1513	9.05	117	16718	555	958	36.68	63.32
1	17	2014	6	18	1510	9.03	118	16718	533	977	35.30	64.70
8	20	2014	4	17	1510	9.03	119	16718	578	932	38.28	61.72
7	15	2014	3	17	1509	9.03	120	16718	494	1015	32.74	67.26
7	18	2014	6	18	1509	9.03	121	16718	568	941	37.64	62.36
10	3	2014	6	18	1509	9.03	122	16718	596	913	39.50	60.50
7	3	2014	5	18	1508	9.02	123	16718	524	984	34.75	65.25
8	28	2014	5	17	1507	9.01	124	16718	556	951	36.89	63.11
6	13	2014	6	16	1506	9.01	125	16718	582	924	38.65	61.35
7	24	2014	5	17	1506	9.01	126	16718	536	970	35.59	64.41
10	2	2014	5	17	1506	9.01	127	16718	578	928	38.38	61.62
4	4	2014	6	16	1505	9.00	128	16718	583	922	38.74	61.26
7	26	2014	7	13	1505	9.00	129	16718	680	825	45.18	54.82
8	1	2014	6	14	1505	9.00	130	16718	683	822	45.38	54.62
10	1	2014	4	17	1505	9.00	131	16718	594	911	39.47	60.53
3	21	2014	6	16	1504	9.00	132	16718	605	899	40.23	59.77
4	25	2014	6	18	1504	9.00	133	16718	528	976	35.11	64.89
3	14	2014	6	17	1503	8.99	134	16718	542	961	36.06	63.94

MO	DY	YR	DAY OF WK	HR	HR VOL	PERCENT OF AADT	HOUR NUMBER	AADT	NORTH VOLUME	SOUTH VOLUME	PERCENT NORTH IS OF TOTAL VOLUME	PERCENT SOUTH IS OF TOTAL VOLUME
9	4	2014	5	17	1503	8.99	135	16718	555	948	36.93	63.07
9	17	2014	4	17	1502	8.98	136	16718	546	956	36.35	63.65
8	1	2014	6	13	1501	8.98	137	16718	646	855	43.04	56.96
8	11	2014	2	18	1501	8.98	138	16718	581	920	38.71	61.29
9	23	2014	3	17	1500	8.97	139	16718	528	972	35.20	64.80
5	7	2014	4	17	1499	8.97	140	16718	579	920	38.63	61.37
6	2	2014	2	17	1499	8.97	141	16718	558	941	37.22	62.78
6	27	2014	6	16	1499	8.97	142	16718	554	945	36.96	63.04
9	18	2014	5	17	1499	8.97	143	16718	542	957	36.16	63.84
7	28	2014	2	17	1497	8.95	144	16718	517	980	34.54	65.46
8	9	2014	7	12	1497	8.95	145	16718	590	907	39.41	60.59
8	23	2014	7	14	1497	8.95	146	16718	636	861	42.48	57.52
8	17	2014	1	12	1496	8.95	147	16718	770	726	51.47	48.53
8	25	2014	2	17	1496	8.95	148	16718	581	915	38.84	61.16
9	11	2014	5	17	1496	8.95	149	16718	540	956	36.10	63.90
2	26	2014	4	17	1495	8.94	150	16718	536	959	35.85	64.15
4	18	2014	6	16	1495	8.94	151	16718	572	923	38.26	61.74
6	11	2014	4	18	1495	8.94	152	16718	690	805	46.15	53.85
4	16	2014	4	17	1494	8.94	153	16718	511	983	34.20	65.80
8	17	2014	1	16	1494	8.94	154	16718	834	660	55.82	44.18
10	10	2014	6	16	1494	8.94	155	16718	618	876	41.37	58.63
10	10	2014	6	18	1493	8.93	156	16718	572	921	38.31	61.69
7	3	2014	5	14	1492	8.92	157	16718	571	921	38.27	61.73
7	24	2014	5	16	1492	8.92	158	16718	541	951	36.26	63.74
1	3	2014	6	17	1491	8.92	159	16718	505	986	33.87	66.13
7	14	2014	2	16	1491	8.92	160	16718	565	926	37.89	62.11
7	3	2014	5	16	1490	8.91	161	16718	568	922	38.12	61.88
7	4	2014	6	12	1490	8.91	162	16718	506	984	33.96	66.04
9	2	2014	3	17	1490	8.91	163	16718	498	992	33.42	66.58
7	10	2014	5	16	1489	8.91	164	16718	560	929	37.61	62.39
5	22	2014	5	16	1488	8.90	165	16718	509	979	34.21	65.79
8	22	2014	6	14	1488	8.90	166	16718	669	819	44.96	55.04
4	7	2014	2	17	1487	8.89	167	16718	544	943	36.58	63.42
7	12	2014	7	11	1487	8.89	168	16718	650	837	43.71	56.29
7	20	2014	1	13	1487	8.89	169	16718	843	644	56.69	43.31
8	15	2014	6	15	1487	8.89	170	16718	645	842	43.38	56.62
6	26	2014	5	17	1486	8.89	171	16718	505	981	33.98	66.02
8	21	2014	5	18	1486	8.89	172	16718	538	948	36.20	63.80
6	6	2014	6	18	1485	8.88	173	16718	580	905	39.06	60.94
9	15	2014	2	17	1485	8.88	174	16718	546	939	36.77	63.23
9	19	2014	6	16	1485	8.88	175	16718	598	887	40.27	59.73

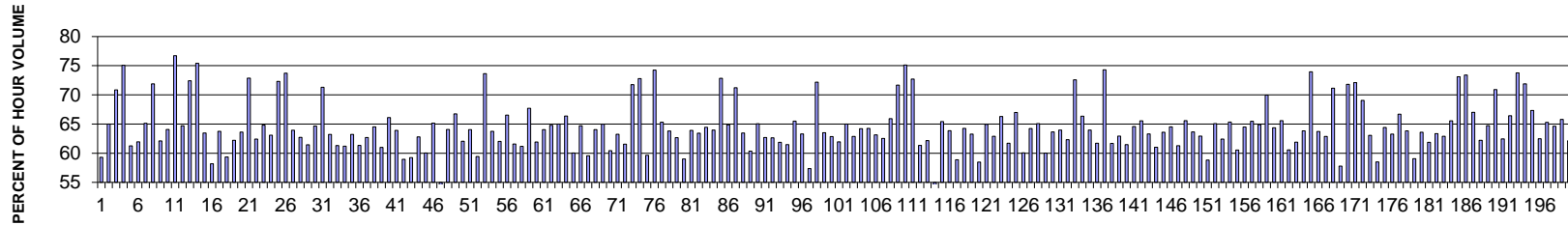
MO	DY	YR	DAY OF WK	HR	HR VOL	PERCENT OF AADT	HOUR NUMBER	AADT	NORTH VOLUME	SOUTH VOLUME	PERCENT NORTH IS OF TOTAL VOLUME	PERCENT SOUTH IS OF TOTAL VOLUME
7	29	2014	3	17	1484	8.88	176	16718	555	929	37.40	62.60
8	31	2014	1	13	1484	8.88	177	16718	658	826	44.34	55.66
10	3	2014	6	16	1484	8.88	178	16718	575	909	38.75	61.25
9	13	2014	7	15	1483	8.87	179	16718	692	791	46.66	53.34
6	20	2014	6	15	1482	8.86	180	16718	611	871	41.23	58.77
7	13	2014	1	14	1482	8.86	181	16718	745	737	50.27	49.73
9	24	2014	4	17	1482	8.86	182	16718	582	900	39.27	60.73
9	13	2014	7	14	1480	8.85	183	16718	648	832	43.78	56.22
4	11	2014	6	16	1478	8.84	184	16718	590	888	39.92	60.08
8	3	2014	1	17	1478	8.84	185	16718	904	574	61.16	38.84
8	16	2014	7	14	1478	8.84	186	16718	668	810	45.20	54.80
9	12	2014	6	18	1478	8.84	187	16718	550	928	37.21	62.79
2	13	2014	5	17	1477	8.83	188	16718	541	936	36.63	63.37
8	8	2014	6	18	1477	8.83	189	16718	525	952	35.55	64.45
5	1	2014	5	16	1476	8.83	190	16718	536	940	36.31	63.69
7	21	2014	2	17	1476	8.83	191	16718	517	959	35.03	64.97
4	11	2014	6	18	1475	8.82	192	16718	537	938	36.41	63.59
5	20	2014	3	17	1475	8.82	193	16718	530	945	35.93	64.07
7	2	2014	4	16	1475	8.82	194	16718	540	935	36.61	63.39
9	6	2014	7	14	1475	8.82	195	16718	668	807	45.29	54.71
7	27	2014	1	15	1474	8.82	196	16718	858	616	58.21	41.79
8	2	2014	7	15	1474	8.82	197	16718	621	853	42.13	57.87
6	19	2014	5	17	1473	8.81	198	16718	524	949	35.57	64.43
8	1	2014	6	12	1473	8.81	199	16718	685	788	46.50	53.50
8	4	2014	2	17	1473	8.81	200	16718	520	953	35.30	64.70

**SR 007 MP 58.20 TACOMA/38TH ST ADC SITE R090
K FOR PEAK 200 HOURS OF 2014**



AADT= 21806 K 30 FACTOR= 9.65 K 100 FACTOR= 9.27 K 200 FACTOR= 8.94 D 30 FACTOR= 64.64

**SR 007 MP 58.20 TACOMA/38TH ST ADC SITE R090
D % IN THE PEAK 200 HOURS OF 2014**



MO	DY	YR	DAY OF WK	HR	HR VOL	PERCENT OF AADT	HOUR NUMBER	AADT	NORTH VOLUME	SOUTH VOLUME	PERCENT NORTH IS OF TOTAL VOLUME	PERCENT SOUTH IS OF TOTAL VOLUME
6	12	2014	5	17	2405	11.03	1	21806	979	1426	40.71	59.29
5	15	2014	5	17	2283	10.47	2	21806	799	1484	35.00	65.00
6	3	2014	3	8	2222	10.19	3	21806	1574	648	70.84	29.16
10	2	2014	5	8	2220	10.18	4	21806	1666	554	75.05	24.95
10	10	2014	6	17	2214	10.15	5	21806	858	1356	38.75	61.25
5	30	2014	6	16	2197	10.08	6	21806	836	1361	38.05	61.95
5	7	2014	4	18	2193	10.06	7	21806	765	1428	34.88	65.12
10	6	2014	2	8	2190	10.04	8	21806	1574	616	71.87	28.13
5	30	2014	6	17	2188	10.03	9	21806	829	1359	37.89	62.11
5	28	2014	4	17	2165	9.93	10	21806	778	1387	35.94	64.06
9	25	2014	5	8	2163	9.92	11	21806	1659	504	76.70	23.30
5	1	2014	5	18	2161	9.91	12	21806	763	1398	35.31	64.69
10	1	2014	4	8	2160	9.91	13	21806	1564	596	72.41	27.59

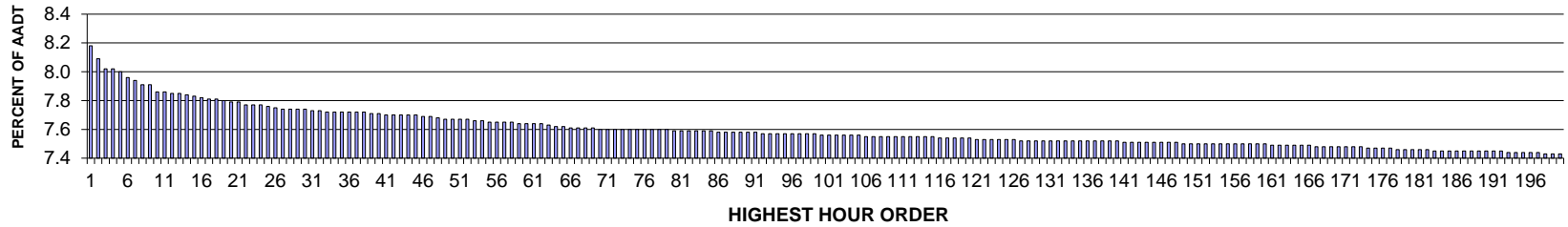
MO	DY	YR	DAY OF WK	HR	HR VOL	PERCENT OF AADT	HOUR NUMBER	AADT	NORTH VOLUME	SOUTH VOLUME	PERCENT NORTH IS OF TOTAL VOLUME	PERCENT SOUTH IS OF TOTAL VOLUME
9	23	2014	3	8	2159	9.90	14	21806	1628	531	75.41	24.59
10	2	2014	5	17	2157	9.89	15	21806	788	1369	36.53	63.47
10	10	2014	6	16	2153	9.87	16	21806	900	1253	41.80	58.20
6	5	2014	5	18	2147	9.85	17	21806	778	1369	36.24	63.76
9	26	2014	6	17	2147	9.85	18	21806	873	1274	40.66	59.34
8	22	2014	6	17	2144	9.83	19	21806	810	1334	37.78	62.22
9	17	2014	4	17	2144	9.83	20	21806	780	1364	36.38	63.62
9	30	2014	3	8	2141	9.82	21	21806	1560	581	72.86	27.14
9	26	2014	6	18	2140	9.81	22	21806	804	1336	37.57	62.43
9	23	2014	3	17	2128	9.76	23	21806	749	1379	35.20	64.80
10	2	2014	5	18	2127	9.75	24	21806	785	1342	36.91	63.09
10	8	2014	4	8	2116	9.70	25	21806	1530	586	72.31	27.69
10	9	2014	5	8	2115	9.70	26	21806	1559	556	73.71	26.29
9	18	2014	5	18	2113	9.69	27	21806	762	1351	36.06	63.94
10	3	2014	6	18	2111	9.68	28	21806	787	1324	37.28	62.72
9	12	2014	6	18	2109	9.67	29	21806	813	1296	38.55	61.45
5	7	2014	4	17	2104	9.65	30	21806	744	1360	35.36	64.64
9	4	2014	5	8	2104	9.65	31	21806	1500	604	71.29	28.71
5	29	2014	5	17	2102	9.64	32	21806	773	1329	36.77	63.23
5	9	2014	6	16	2098	9.62	33	21806	812	1286	38.70	61.30
9	12	2014	6	16	2098	9.62	34	21806	814	1284	38.80	61.20
8	7	2014	5	18	2097	9.62	35	21806	771	1326	36.77	63.23
10	3	2014	6	16	2096	9.61	36	21806	810	1286	38.65	61.35
5	27	2014	3	16	2093	9.60	37	21806	781	1312	37.31	62.69
5	22	2014	5	17	2092	9.59	38	21806	742	1350	35.47	64.53
5	30	2014	6	18	2092	9.59	39	21806	816	1276	39.01	60.99
6	3	2014	3	18	2092	9.59	40	21806	709	1383	33.89	66.11
7	25	2014	6	17	2090	9.58	41	21806	754	1336	36.08	63.92
1	3	2014	6	17	2086	9.57	42	21806	856	1230	41.04	58.96
5	2	2014	6	18	2083	9.55	43	21806	849	1234	40.76	59.24
9	11	2014	5	18	2083	9.55	44	21806	775	1308	37.21	62.79
9	12	2014	6	17	2082	9.55	45	21806	832	1250	39.96	60.04
9	4	2014	5	17	2081	9.54	46	21806	725	1356	34.84	65.16
6	15	2014	1	15	2078	9.53	47	21806	1118	960	53.80	46.20
5	1	2014	5	17	2077	9.52	48	21806	746	1331	35.92	64.08
5	8	2014	5	18	2077	9.52	49	21806	691	1386	33.27	66.73
10	3	2014	6	17	2077	9.52	50	21806	788	1289	37.94	62.06
6	20	2014	6	17	2074	9.51	51	21806	746	1328	35.97	64.03
6	12	2014	5	16	2071	9.50	52	21806	840	1231	40.56	59.44
10	14	2014	3	8	2071	9.50	53	21806	1525	546	73.64	26.36
10	8	2014	4	17	2069	9.49	54	21806	750	1319	36.25	63.75
6	11	2014	4	17	2067	9.48	55	21806	785	1282	37.98	62.02
7	10	2014	5	18	2067	9.48	56	21806	692	1375	33.48	66.52
9	26	2014	6	16	2066	9.47	57	21806	794	1272	38.43	61.57
9	19	2014	6	17	2064	9.47	58	21806	801	1263	38.81	61.19
6	30	2014	2	17	2062	9.46	59	21806	666	1396	32.30	67.70
9	30	2014	3	18	2062	9.46	60	21806	785	1277	38.07	61.93
10	7	2014	3	18	2061	9.45	61	21806	741	1320	35.95	64.05

MO	DY	YR	DAY OF WK	HR	HR VOL	PERCENT OF AADT	HOUR NUMBER	AADT	NORTH VOLUME	SOUTH VOLUME	PERCENT NORTH IS OF TOTAL VOLUME	PERCENT SOUTH IS OF TOTAL VOLUME
9	25	2014	5	17	2058	9.44	62	21806	725	1333	35.23	64.77
8	21	2014	5	18	2057	9.43	63	21806	720	1337	35.00	65.00
8	28	2014	5	17	2057	9.43	64	21806	692	1365	33.64	66.36
6	10	2014	3	17	2055	9.42	65	21806	821	1234	39.95	60.05
10	6	2014	2	17	2054	9.42	66	21806	725	1329	35.30	64.70
10	10	2014	6	18	2053	9.41	67	21806	830	1223	40.43	59.57
5	27	2014	3	18	2052	9.41	68	21806	738	1314	35.96	64.04
9	25	2014	5	18	2052	9.41	69	21806	719	1333	35.04	64.96
9	5	2014	6	17	2050	9.40	70	21806	811	1239	39.56	60.44
5	16	2014	6	17	2049	9.40	71	21806	753	1296	36.75	63.25
9	5	2014	6	18	2049	9.40	72	21806	788	1261	38.46	61.54
9	16	2014	3	8	2049	9.40	73	21806	1470	579	71.74	28.26
5	20	2014	3	8	2042	9.36	74	21806	1486	556	72.77	27.23
9	19	2014	6	18	2042	9.36	75	21806	824	1218	40.35	59.65
9	24	2014	4	8	2042	9.36	76	21806	1516	526	74.24	25.76
7	7	2014	2	18	2041	9.36	77	21806	708	1333	34.69	65.31
8	28	2014	5	18	2041	9.36	78	21806	739	1302	36.21	63.79
9	16	2014	3	17	2041	9.36	79	21806	762	1279	37.33	62.67
5	22	2014	5	16	2039	9.35	80	21806	836	1203	41.00	59.00
6	9	2014	2	18	2039	9.35	81	21806	736	1303	36.10	63.90
1	24	2014	6	17	2038	9.35	82	21806	745	1293	36.56	63.44
10	6	2014	2	18	2038	9.35	83	21806	725	1313	35.57	64.43
7	10	2014	5	17	2036	9.34	84	21806	734	1302	36.05	63.95
9	22	2014	2	8	2036	9.34	85	21806	1483	553	72.84	27.16
9	17	2014	4	18	2035	9.33	86	21806	715	1320	35.14	64.86
9	9	2014	3	8	2033	9.32	87	21806	1448	585	71.22	28.78
8	7	2014	5	17	2030	9.31	88	21806	742	1288	36.55	63.45
5	22	2014	5	18	2029	9.30	89	21806	804	1225	39.63	60.37
9	29	2014	2	18	2028	9.30	90	21806	709	1319	34.96	65.04
9	18	2014	5	17	2027	9.30	91	21806	756	1271	37.30	62.70
10	8	2014	4	18	2026	9.29	92	21806	757	1269	37.36	62.64
10	1	2014	4	18	2025	9.29	93	21806	772	1253	38.12	61.88
5	20	2014	3	17	2024	9.28	94	21806	780	1244	38.54	61.46
6	26	2014	5	18	2024	9.28	95	21806	698	1326	34.49	65.51
7	11	2014	6	17	2024	9.28	96	21806	743	1281	36.71	63.29
7	30	2014	4	17	2024	9.28	97	21806	863	1161	42.64	57.36
9	17	2014	4	8	2023	9.28	98	21806	1460	563	72.17	27.83
9	4	2014	5	16	2022	9.27	99	21806	738	1284	36.50	63.50
6	5	2014	5	17	2021	9.27	100	21806	751	1270	37.16	62.84
6	11	2014	4	16	2021	9.27	101	21806	769	1252	38.05	61.95
5	15	2014	5	18	2020	9.26	102	21806	707	1313	35.00	65.00
9	16	2014	3	18	2020	9.26	103	21806	750	1270	37.13	62.87
7	2	2014	4	18	2019	9.26	104	21806	723	1296	35.81	64.19
9	2	2014	3	17	2019	9.26	105	21806	722	1297	35.76	64.24
9	10	2014	4	18	2018	9.25	106	21806	744	1274	36.87	63.13
9	3	2014	4	18	2017	9.25	107	21806	756	1261	37.48	62.52
7	1	2014	3	17	2016	9.25	108	21806	687	1329	34.08	65.92
10	3	2014	6	8	2016	9.25	109	21806	1445	571	71.68	28.32

MO	DY	YR	DAY OF WK	HR	HR VOL	PERCENT OF AADT	HOUR NUMBER	AADT	NORTH VOLUME	SOUTH VOLUME	PERCENT NORTH IS OF TOTAL VOLUME	PERCENT SOUTH IS OF TOTAL VOLUME
10	7	2014	3	8	2016	9.25	110	21806	1514	502	75.10	24.90
9	11	2014	5	8	2015	9.24	111	21806	1465	550	72.70	27.30
10	9	2014	5	18	2015	9.24	112	21806	779	1236	38.66	61.34
9	25	2014	5	16	2014	9.24	113	21806	762	1252	37.84	62.16
2	20	2014	5	8	2012	9.23	114	21806	1079	933	53.63	46.37
8	20	2014	4	18	2012	9.23	115	21806	696	1316	34.59	65.41
5	20	2014	3	18	2011	9.22	116	21806	727	1284	36.15	63.85
6	12	2014	5	18	2011	9.22	117	21806	827	1184	41.12	58.88
9	11	2014	5	17	2011	9.22	118	21806	719	1292	35.75	64.25
5	8	2014	5	17	2009	9.21	119	21806	738	1271	36.73	63.27
6	6	2014	6	16	2009	9.21	120	21806	834	1175	41.51	58.49
7	9	2014	4	17	2008	9.21	121	21806	704	1304	35.06	64.94
10	9	2014	5	17	2008	9.21	122	21806	745	1263	37.10	62.90
7	14	2014	2	18	2005	9.19	123	21806	676	1329	33.72	66.28
10	1	2014	4	17	2005	9.19	124	21806	768	1237	38.30	61.70
7	14	2014	2	17	2001	9.18	125	21806	661	1340	33.03	66.97
8	22	2014	6	18	2001	9.18	126	21806	799	1202	39.93	60.07
8	20	2014	4	17	1999	9.17	127	21806	715	1284	35.77	64.23
6	9	2014	2	17	1998	9.16	128	21806	698	1300	34.93	65.07
9	19	2014	6	16	1998	9.16	129	21806	799	1199	39.99	60.01
5	13	2014	3	18	1997	9.16	130	21806	726	1271	36.35	63.65
8	8	2014	6	17	1997	9.16	131	21806	720	1277	36.05	63.95
10	8	2014	4	16	1996	9.15	132	21806	752	1244	37.68	62.32
9	29	2014	2	8	1995	9.15	133	21806	1448	547	72.58	27.42
6	26	2014	5	17	1994	9.14	134	21806	671	1323	33.65	66.35
8	13	2014	4	18	1993	9.14	135	21806	718	1275	36.03	63.97
10	1	2014	4	16	1993	9.14	136	21806	763	1230	38.28	61.72
1	14	2014	3	8	1992	9.14	137	21806	1480	512	74.30	25.70
6	4	2014	4	18	1991	9.13	138	21806	763	1228	38.32	61.68
9	22	2014	2	18	1991	9.13	139	21806	738	1253	37.07	62.93
5	15	2014	5	16	1990	9.13	140	21806	767	1223	38.54	61.46
6	25	2014	4	18	1989	9.12	141	21806	705	1284	35.44	64.56
6	23	2014	2	17	1988	9.12	142	21806	685	1303	34.46	65.54
5	28	2014	4	18	1986	9.11	143	21806	729	1257	36.71	63.29
9	5	2014	6	16	1986	9.11	144	21806	774	1212	38.97	61.03
5	27	2014	3	17	1985	9.10	145	21806	723	1262	36.42	63.58
6	6	2014	6	18	1985	9.10	146	21806	704	1281	35.47	64.53
5	6	2014	3	17	1984	9.10	147	21806	768	1216	38.71	61.29
8	21	2014	5	17	1984	9.10	148	21806	683	1301	34.43	65.57
8	15	2014	6	17	1983	9.09	149	21806	721	1262	36.36	63.64
9	18	2014	5	16	1983	9.09	150	21806	735	1248	37.07	62.93
6	6	2014	6	17	1981	9.08	151	21806	816	1165	41.19	58.81
7	7	2014	2	17	1981	9.08	152	21806	692	1289	34.93	65.07
6	11	2014	4	18	1980	9.08	153	21806	744	1236	37.58	62.42
6	30	2014	2	18	1980	9.08	154	21806	686	1294	34.65	65.35
5	16	2014	6	16	1979	9.08	155	21806	781	1198	39.46	60.54
7	31	2014	5	17	1979	9.08	156	21806	703	1276	35.52	64.48
7	8	2014	3	18	1978	9.07	157	21806	683	1295	34.53	65.47

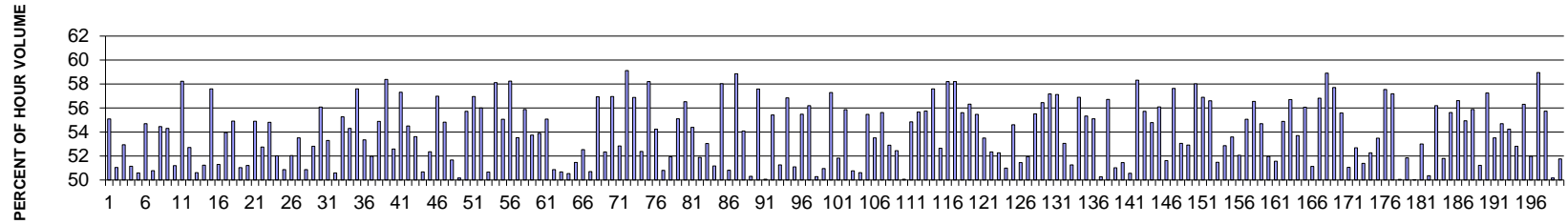
MO	DY	YR	DAY OF WK	HR	HR VOL	PERCENT OF AADT	HOUR NUMBER	AADT	NORTH VOLUME	SOUTH VOLUME	PERCENT NORTH IS OF TOTAL VOLUME	PERCENT SOUTH IS OF TOTAL VOLUME
5	29	2014	5	18	1977	9.07	158	21806	694	1283	35.10	64.90
9	15	2014	2	8	1977	9.07	159	21806	1383	594	69.95	30.05
6	25	2014	4	17	1976	9.06	160	21806	704	1272	35.63	64.37
6	24	2014	3	18	1975	9.06	161	21806	680	1295	34.43	65.57
10	9	2014	5	16	1975	9.06	162	21806	779	1196	39.44	60.56
1	17	2014	6	17	1974	9.05	163	21806	752	1222	38.10	61.90
6	20	2014	6	18	1974	9.05	164	21806	714	1260	36.17	63.83
5	21	2014	4	8	1973	9.05	165	21806	1459	514	73.95	26.05
8	26	2014	3	18	1973	9.05	166	21806	716	1257	36.29	63.71
9	24	2014	4	18	1972	9.04	167	21806	732	1240	37.12	62.88
5	7	2014	4	8	1971	9.04	168	21806	1402	569	71.13	28.87
6	13	2014	6	16	1971	9.04	169	21806	832	1139	42.21	57.79
9	8	2014	2	8	1971	9.04	170	21806	1415	556	71.79	28.21
9	18	2014	5	8	1971	9.04	171	21806	1421	550	72.10	27.90
9	19	2014	6	8	1971	9.04	172	21806	1361	610	69.05	30.95
5	9	2014	6	17	1970	9.03	173	21806	728	1242	36.95	63.05
5	24	2014	7	15	1969	9.03	174	21806	817	1152	41.49	58.51
7	25	2014	6	18	1969	9.03	175	21806	701	1268	35.60	64.40
8	14	2014	5	17	1968	9.03	176	21806	723	1245	36.74	63.26
1	23	2014	5	17	1967	9.02	177	21806	655	1312	33.30	66.70
6	27	2014	6	18	1966	9.02	178	21806	711	1255	36.16	63.84
8	15	2014	6	16	1966	9.02	179	21806	805	1161	40.95	59.05
9	24	2014	4	17	1966	9.02	180	21806	716	1250	36.42	63.58
5	21	2014	4	18	1965	9.01	181	21806	749	1216	38.12	61.88
9	15	2014	2	17	1964	9.01	182	21806	720	1244	36.66	63.34
8	1	2014	6	17	1963	9.00	183	21806	728	1235	37.09	62.91
8	5	2014	3	17	1963	9.00	184	21806	676	1287	34.44	65.56
5	14	2014	4	8	1962	9.00	185	21806	1434	528	73.09	26.91
5	15	2014	5	8	1962	9.00	186	21806	1440	522	73.39	26.61
9	4	2014	5	18	1961	8.99	187	21806	647	1314	32.99	67.01
9	29	2014	2	17	1961	8.99	188	21806	741	1220	37.79	62.21
6	19	2014	5	17	1960	8.99	189	21806	691	1269	35.26	64.74
9	3	2014	4	8	1958	8.98	190	21806	1388	570	70.89	29.11
9	3	2014	4	17	1958	8.98	191	21806	735	1223	37.54	62.46
7	2	2014	4	17	1957	8.97	192	21806	657	1300	33.57	66.43
5	13	2014	3	8	1955	8.97	193	21806	1442	513	73.76	26.24
5	22	2014	5	8	1955	8.97	194	21806	1405	550	71.87	28.13
2	28	2014	6	18	1953	8.96	195	21806	638	1315	32.67	67.33
5	1	2014	5	16	1953	8.96	196	21806	733	1220	37.53	62.47
9	23	2014	3	18	1953	8.96	197	21806	678	1275	34.72	65.28
8	12	2014	3	17	1951	8.95	198	21806	690	1261	35.37	64.63
2	14	2014	6	17	1949	8.94	199	21806	667	1282	34.22	65.78
6	3	2014	3	17	1949	8.94	200	21806	738	1211	37.87	62.13

**SR 005 MP 119.36 DUPONT ADC SITE R091
K FOR PEAK 200 HOURS OF 2014**



AADT= 120955 K 30 FACTOR= 7.74 K 100 FACTOR= 7.56 K 200 FACTOR= 7.43 D 30 FACTOR= 56.08

**SR 005 MP 119.396 DUPONT ADC SITE R091
D % IN THE PEAK 200 HOURS OF 2014**



MO	DY	YR	DAY OF WK	HR	HR VOL	PERCENT OF AADT	HOUR NUMBER	AADT	NORTH VOLUME	SOUTH VOLUME	PERCENT NORTH IS OF TOTAL VOLUME	PERCENT SOUTH IS OF TOTAL VOLUME
1	17	2014	6	16	9890	8.18	1	120955	4442	5448	44.91	55.09
7	26	2014	7	11	9782	8.09	2	120955	4788	4994	48.95	51.05
12	24	2014	4	13	9704	8.02	3	120955	4567	5137	47.06	52.94
8	16	2014	7	12	9701	8.02	4	120955	4739	4962	48.85	51.15
7	26	2014	7	12	9681	8.00	5	120955	4783	4898	49.41	50.59
4	25	2014	6	15	9628	7.96	6	120955	4362	5266	45.31	54.69
6	13	2014	6	15	9601	7.94	7	120955	4726	4875	49.22	50.78
3	21	2014	6	15	9568	7.91	8	120955	4358	5210	45.55	54.45
2	14	2014	6	15	9564	7.91	9	120955	4371	5193	45.70	54.30
10	10	2014	6	15	9507	7.86	10	120955	4639	4868	48.80	51.20
2	26	2014	4	17	9505	7.86	11	120955	3970	5535	41.77	58.23

MO	DY	YR	DAY OF WK	HR	HR VOL	PERCENT OF AADT	HOUR NUMBER	AADT	NORTH VOLUME	SOUTH VOLUME	PERCENT NORTH IS OF TOTAL VOLUME	PERCENT SOUTH IS OF TOTAL VOLUME
7	20	2014	1	13	9498	7.85	12	120955	5006	4492	52.71	47.29
8	9	2014	7	12	9493	7.85	13	120955	4689	4804	49.39	50.61
8	17	2014	1	13	9482	7.84	14	120955	4859	4623	51.24	48.76
5	15	2014	5	17	9466	7.83	15	120955	4015	5451	42.41	57.59
8	10	2014	1	12	9462	7.82	16	120955	4854	4608	51.30	48.70
8	9	2014	7	11	9451	7.81	17	120955	4351	5100	46.04	53.96
4	18	2014	6	15	9448	7.81	18	120955	4260	5188	45.09	54.91
6	13	2014	6	14	9440	7.80	19	120955	4623	4817	48.97	51.03
11	30	2014	1	13	9422	7.79	20	120955	4597	4825	48.79	51.21
8	23	2014	7	11	9420	7.79	21	120955	4248	5172	45.10	54.90
5	16	2014	6	15	9401	7.77	22	120955	4442	4959	47.25	52.75
8	20	2014	4	16	9394	7.77	23	120955	4245	5149	45.19	54.81
8	10	2014	1	13	9393	7.77	24	120955	4885	4508	52.01	47.99
12	26	2014	6	13	9381	7.76	25	120955	4609	4772	49.13	50.87
8	17	2014	1	12	9380	7.75	26	120955	4881	4499	52.04	47.96
8	14	2014	5	16	9367	7.74	27	120955	4355	5012	46.49	53.51
8	16	2014	7	13	9367	7.74	28	120955	4765	4602	50.87	49.13
7	27	2014	1	12	9365	7.74	29	120955	4947	4418	52.82	47.18
6	25	2014	4	17	9361	7.74	30	120955	4111	5250	43.92	56.08
8	14	2014	5	15	9350	7.73	31	120955	4366	4984	46.70	53.30
6	20	2014	6	14	9349	7.73	32	120955	4619	4730	49.41	50.59
6	26	2014	5	16	9342	7.72	33	120955	4179	5163	44.73	55.27
6	25	2014	4	16	9336	7.72	34	120955	4267	5069	45.70	54.30
5	29	2014	5	17	9334	7.72	35	120955	3958	5376	42.40	57.60
8	16	2014	7	11	9334	7.72	36	120955	4354	4980	46.65	53.35
10	10	2014	6	14	9333	7.72	37	120955	4482	4851	48.02	51.98
6	23	2014	2	16	9332	7.72	38	120955	4211	5121	45.12	54.88
4	15	2014	3	17	9329	7.71	39	120955	3883	5446	41.62	58.38
6	20	2014	6	13	9324	7.71	40	120955	4421	4903	47.42	52.58
4	9	2014	4	17	9314	7.70	41	120955	3976	5338	42.69	57.31
2	28	2014	6	15	9311	7.70	42	120955	4236	5075	45.49	54.51
3	14	2014	6	15	9310	7.70	43	120955	4319	4991	46.39	53.61
6	14	2014	7	12	9310	7.70	44	120955	4592	4718	49.32	50.68
6	13	2014	6	16	9309	7.70	45	120955	4436	4873	47.65	52.35
6	10	2014	3	17	9305	7.69	46	120955	4002	5303	43.01	56.99
8	13	2014	4	16	9305	7.69	47	120955	4204	5101	45.18	54.82
8	3	2014	1	13	9285	7.68	48	120955	4798	4487	51.67	48.33
8	9	2014	7	13	9282	7.67	49	120955	4657	4625	50.17	49.83
2	21	2014	6	16	9278	7.67	50	120955	4107	5171	44.27	55.73
5	1	2014	5	16	9275	7.67	51	120955	3992	5283	43.04	56.96
6	17	2014	3	17	9275	7.67	52	120955	4081	5194	44.00	56.00

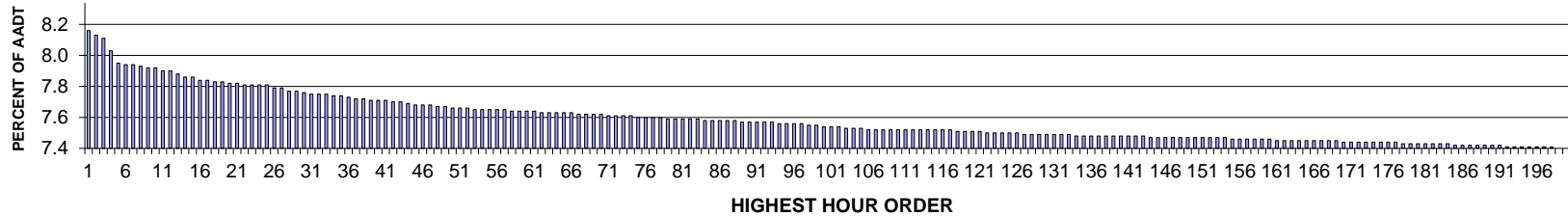
MO	DY	YR	DAY OF WK	HR	HR VOL	PERCENT OF AADT	HOUR NUMBER	AADT	NORTH VOLUME	SOUTH VOLUME	PERCENT NORTH IS OF TOTAL VOLUME	PERCENT SOUTH IS OF TOTAL VOLUME
7	19	2014	7	12	9264	7.66	53	120955	4570	4694	49.33	50.67
8	20	2014	4	17	9264	7.66	54	120955	3880	5384	41.88	58.12
4	18	2014	6	14	9254	7.65	55	120955	4158	5096	44.93	55.07
5	24	2014	7	11	9252	7.65	56	120955	3864	5388	41.76	58.24
6	6	2014	6	14	9251	7.65	57	120955	4300	4951	46.48	53.52
6	19	2014	5	16	9249	7.65	58	120955	4081	5168	44.12	55.88
8	5	2014	3	16	9246	7.64	59	120955	4277	4969	46.26	53.74
10	24	2014	6	15	9244	7.64	60	120955	4262	4982	46.11	53.89
10	3	2014	6	15	9239	7.64	61	120955	4150	5089	44.92	55.08
8	16	2014	7	14	9238	7.64	62	120955	4539	4699	49.13	50.87
8	24	2014	1	13	9225	7.63	63	120955	4675	4550	50.68	49.32
8	23	2014	7	13	9221	7.62	64	120955	4561	4660	49.46	50.54
5	30	2014	6	14	9218	7.62	65	120955	4474	4744	48.54	51.46
6	15	2014	1	15	9208	7.61	66	120955	4837	4371	52.53	47.47
8	24	2014	1	12	9206	7.61	67	120955	4667	4539	50.70	49.30
6	18	2014	4	17	9202	7.61	68	120955	3963	5239	43.07	56.93
5	16	2014	6	14	9200	7.61	69	120955	4385	4815	47.66	52.34
5	27	2014	3	17	9197	7.60	70	120955	3958	5239	43.04	56.96
2	14	2014	6	14	9195	7.60	71	120955	4336	4859	47.16	52.84
5	6	2014	3	17	9195	7.60	72	120955	3759	5436	40.88	59.12
7	22	2014	3	17	9194	7.60	73	120955	3964	5230	43.12	56.88
5	16	2014	6	13	9193	7.60	74	120955	4378	4815	47.62	52.38
2	27	2014	5	17	9191	7.60	75	120955	3842	5349	41.80	58.20
1	17	2014	6	15	9190	7.60	76	120955	4205	4985	45.76	54.24
6	27	2014	6	14	9189	7.60	77	120955	4520	4669	49.19	50.81
6	15	2014	1	14	9188	7.60	78	120955	4772	4416	51.94	48.06
6	20	2014	6	12	9187	7.60	79	120955	4125	5062	44.90	55.10
2	27	2014	5	8	9186	7.59	80	120955	5193	3993	56.53	43.47
6	6	2014	6	13	9185	7.59	81	120955	4189	4996	45.61	54.39
8	15	2014	6	12	9185	7.59	82	120955	4419	4766	48.11	51.89
7	24	2014	5	15	9184	7.59	83	120955	4313	4871	46.96	53.04
12	27	2014	7	14	9183	7.59	84	120955	4483	4700	48.82	51.18
6	4	2014	4	17	9175	7.59	85	120955	3851	5324	41.97	58.03
8	29	2014	6	13	9173	7.58	86	120955	4511	4662	49.18	50.82
5	22	2014	5	16	9172	7.58	87	120955	3774	5398	41.15	58.85
8	4	2014	2	16	9170	7.58	88	120955	4210	4960	45.91	54.09
7	11	2014	6	13	9168	7.58	89	120955	4612	4556	50.31	49.69
2	13	2014	5	16	9166	7.58	90	120955	3888	5278	42.42	57.58
12	26	2014	6	15	9166	7.58	91	120955	4577	4589	49.93	50.07
2	13	2014	5	8	9157	7.57	92	120955	5075	4082	55.42	44.58
7	20	2014	1	14	9157	7.57	93	120955	4694	4463	51.26	48.74

MO	DY	YR	DAY OF WK	HR	HR VOL	PERCENT OF AADT	HOUR NUMBER	AADT	NORTH VOLUME	SOUTH VOLUME	PERCENT NORTH IS OF TOTAL VOLUME	PERCENT SOUTH IS OF TOTAL VOLUME
6	10	2014	3	8	9155	7.57	94	120955	5204	3951	56.84	43.16
8	23	2014	7	12	9155	7.57	95	120955	4477	4678	48.90	51.10
7	14	2014	2	16	9154	7.57	96	120955	4074	5080	44.51	55.49
6	10	2014	3	16	9153	7.57	97	120955	4009	5144	43.80	56.20
8	22	2014	6	14	9153	7.57	98	120955	4602	4551	50.28	49.72
8	3	2014	1	14	9151	7.57	99	120955	4663	4488	50.96	49.04
5	21	2014	4	17	9147	7.56	100	120955	3907	5240	42.71	57.29
6	20	2014	6	15	9147	7.56	101	120955	4407	4740	48.18	51.82
7	9	2014	4	17	9146	7.56	102	120955	4036	5110	44.13	55.87
7	27	2014	1	13	9143	7.56	103	120955	4642	4501	50.77	49.23
8	9	2014	7	14	9143	7.56	104	120955	4515	4628	49.38	50.62
8	13	2014	4	17	9143	7.56	105	120955	4071	5072	44.53	55.47
4	18	2014	6	16	9136	7.55	106	120955	4247	4889	46.49	53.51
5	28	2014	4	8	9133	7.55	107	120955	5080	4053	55.62	44.38
7	10	2014	5	15	9132	7.55	108	120955	4301	4831	47.10	52.90
5	2	2014	6	15	9131	7.55	109	120955	4343	4788	47.56	52.44
7	18	2014	6	13	9131	7.55	110	120955	4559	4572	49.93	50.07
2	21	2014	6	15	9130	7.55	111	120955	4122	5008	45.15	54.85
5	27	2014	3	8	9130	7.55	112	120955	5082	4048	55.66	44.34
10	16	2014	5	17	9129	7.55	113	120955	4040	5089	44.25	55.75
3	20	2014	5	17	9128	7.55	114	120955	3870	5258	42.40	57.60
10	10	2014	6	16	9128	7.55	115	120955	4322	4806	47.35	52.65
2	27	2014	5	16	9125	7.54	116	120955	3813	5312	41.79	58.21
8	26	2014	3	17	9123	7.54	117	120955	3813	5310	41.80	58.20
6	5	2014	5	8	9120	7.54	118	120955	5072	4048	55.61	44.39
5	20	2014	3	8	9117	7.54	119	120955	5135	3982	56.32	43.68
5	2	2014	6	14	9116	7.54	120	120955	4059	5057	44.53	55.47
2	14	2014	6	16	9113	7.53	121	120955	4238	4875	46.50	53.50
7	13	2014	1	12	9112	7.53	122	120955	4769	4343	52.34	47.66
8	7	2014	5	15	9112	7.53	123	120955	4349	4763	47.73	52.27
4	11	2014	6	15	9107	7.53	124	120955	4462	4645	49.00	51.00
6	11	2014	4	8	9106	7.53	125	120955	4973	4133	54.61	45.39
6	21	2014	7	12	9106	7.53	126	120955	4421	4685	48.55	51.45
8	28	2014	5	15	9100	7.52	127	120955	4373	4727	48.05	51.95
8	27	2014	4	16	9098	7.52	128	120955	4048	5050	44.49	55.51
5	14	2014	4	8	9097	7.52	129	120955	5135	3962	56.45	43.55
5	20	2014	3	17	9096	7.52	130	120955	3896	5200	42.83	57.17
6	23	2014	2	17	9096	7.52	131	120955	3900	5196	42.88	57.12
7	31	2014	5	15	9096	7.52	132	120955	4270	4826	46.94	53.06
8	16	2014	7	15	9096	7.52	133	120955	4433	4663	48.74	51.26
1	24	2014	6	16	9095	7.52	134	120955	3920	5175	43.10	56.90

MO	DY	YR	DAY OF WK	HR	HR VOL	PERCENT OF AADT	HOUR NUMBER	AADT	NORTH VOLUME	SOUTH VOLUME	PERCENT NORTH IS OF TOTAL VOLUME	PERCENT SOUTH IS OF TOTAL VOLUME
6	24	2014	3	16	9095	7.52	135	120955	4063	5032	44.67	55.33
8	26	2014	3	16	9095	7.52	136	120955	4084	5011	44.90	55.10
8	29	2014	6	14	9095	7.52	137	120955	4523	4572	49.73	50.27
4	10	2014	5	17	9093	7.52	138	120955	3935	5158	43.28	56.72
7	19	2014	7	11	9092	7.52	139	120955	4453	4639	48.98	51.02
11	29	2014	7	13	9090	7.52	140	120955	4677	4413	51.45	48.55
6	15	2014	1	18	9089	7.51	141	120955	4494	4595	49.44	50.56
4	1	2014	3	17	9086	7.51	142	120955	3787	5299	41.68	58.32
5	22	2014	5	8	9086	7.51	143	120955	5063	4023	55.72	44.28
8	11	2014	2	16	9086	7.51	144	120955	4109	4977	45.22	54.78
3	20	2014	5	16	9081	7.51	145	120955	3987	5094	43.90	56.10
4	12	2014	7	12	9081	7.51	146	120955	4688	4393	51.62	48.38
5	19	2014	2	17	9080	7.51	147	120955	3847	5233	42.37	57.63
7	17	2014	5	15	9080	7.51	148	120955	4262	4818	46.94	53.06
4	25	2014	6	14	9077	7.50	149	120955	4274	4803	47.09	52.91
4	2	2014	4	17	9074	7.50	150	120955	3809	5265	41.98	58.02
4	10	2014	5	16	9074	7.50	151	120955	3911	5163	43.10	56.90
1	31	2014	6	16	9073	7.50	152	120955	3938	5135	43.40	56.60
11	26	2014	4	13	9072	7.50	153	120955	4402	4670	48.52	51.48
8	2	2014	7	11	9071	7.50	154	120955	4276	4795	47.14	52.86
6	12	2014	5	16	9070	7.50	155	120955	4209	4861	46.41	53.59
8	21	2014	5	15	9070	7.50	156	120955	4348	4722	47.94	52.06
6	11	2014	4	16	9068	7.50	157	120955	4074	4994	44.93	55.07
5	21	2014	4	8	9067	7.50	158	120955	5127	3940	56.55	43.45
7	29	2014	3	8	9067	7.50	159	120955	4959	4108	54.69	45.31
5	24	2014	7	12	9066	7.50	160	120955	4355	4711	48.04	51.96
6	27	2014	6	13	9065	7.49	161	120955	4390	4675	48.43	51.57
8	6	2014	4	16	9065	7.49	162	120955	4089	4976	45.11	54.89
4	24	2014	5	8	9064	7.49	163	120955	5140	3924	56.71	43.29
12	26	2014	6	12	9060	7.49	164	120955	4195	4865	46.30	53.70
5	15	2014	5	16	9059	7.49	165	120955	3980	5079	43.93	56.07
3	22	2014	7	12	9057	7.49	166	120955	4632	4425	51.14	48.86
5	1	2014	5	8	9053	7.48	167	120955	5144	3909	56.82	43.18
6	3	2014	3	17	9052	7.48	168	120955	3720	5332	41.10	58.90
8	27	2014	4	17	9052	7.48	169	120955	3828	5224	42.29	57.71
2	26	2014	4	8	9048	7.48	170	120955	5029	4019	55.58	44.42
4	11	2014	6	14	9045	7.48	171	120955	4427	4618	48.94	51.06
7	13	2014	1	13	9045	7.48	172	120955	4766	4279	52.69	47.31
6	13	2014	6	13	9044	7.48	173	120955	4396	4648	48.61	51.39
8	23	2014	7	15	9041	7.47	174	120955	4315	4726	47.73	52.27
4	4	2014	6	13	9037	7.47	175	120955	4203	4834	46.51	53.49

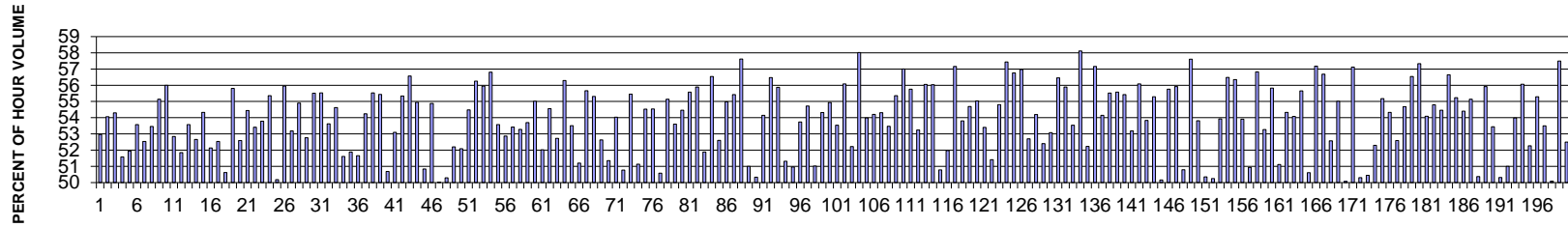
MO	DY	YR	DAY OF WK	HR	HR VOL	PERCENT OF AADT	HOUR NUMBER	AADT	NORTH VOLUME	SOUTH VOLUME	PERCENT NORTH IS OF TOTAL VOLUME	PERCENT SOUTH IS OF TOTAL VOLUME
5	13	2014	3	17	9037	7.47	176	120955	3836	5201	42.45	57.55
5	13	2014	3	8	9032	7.47	177	120955	5165	3867	57.19	42.81
8	22	2014	6	13	9027	7.46	178	120955	4519	4508	50.06	49.94
6	28	2014	7	13	9021	7.46	179	120955	4344	4677	48.15	51.85
7	12	2014	7	13	9019	7.46	180	120955	4511	4508	50.02	49.98
11	7	2014	6	15	9019	7.46	181	120955	4238	4781	46.99	53.01
12	26	2014	6	14	9019	7.46	182	120955	4477	4542	49.64	50.36
5	19	2014	2	8	9017	7.45	183	120955	5068	3949	56.20	43.80
8	14	2014	5	14	9017	7.45	184	120955	4346	4671	48.20	51.80
6	4	2014	4	8	9016	7.45	185	120955	5015	4001	55.62	44.38
7	10	2014	5	16	9012	7.45	186	120955	3909	5103	43.38	56.62
7	16	2014	4	8	9010	7.45	187	120955	4950	4060	54.94	45.06
6	18	2014	4	16	9009	7.45	188	120955	3975	5034	44.12	55.88
6	12	2014	5	15	9008	7.45	189	120955	4394	4614	48.78	51.22
7	8	2014	3	17	9008	7.45	190	120955	3851	5157	42.75	57.25
5	24	2014	7	14	9007	7.45	191	120955	4187	4820	46.49	53.51
3	7	2014	6	15	9006	7.45	192	120955	4080	4926	45.30	54.70
11	12	2014	4	8	9005	7.44	193	120955	4884	4121	54.24	45.76
8	10	2014	1	14	8999	7.44	194	120955	4246	4753	47.18	52.82
4	15	2014	3	8	8998	7.44	195	120955	5067	3931	56.31	43.69
4	12	2014	7	13	8996	7.44	196	120955	4676	4320	51.98	48.02
4	29	2014	3	17	8996	7.44	197	120955	3693	5303	41.05	58.95
7	22	2014	3	16	8993	7.43	198	120955	3980	5013	44.26	55.74
8	30	2014	7	12	8993	7.43	199	120955	4512	4481	50.17	49.83
7	19	2014	7	13	8992	7.43	200	120955	4338	4654	48.24	51.76

SR 005 MP 126.76 LAKEWOOD/BRIDGEPORT WAY ADC SITE R092
K FOR PEAK 200 HOURS OF 2014



AADT= 142794 K 30 FACTOR= 7.72 K 100 FACTOR= 7.5 K 200 FACTOR= 7.36 D 30 FACTOR= 55.51

SR 005 MP 126.76 LAKEWOOD/BRIDGEPORT WAY ADC SITE R092
D % IN THE PEAK 200 HOURS OF 2014



MO	DY	YR	DAY OF WK	HR	HR VOL	PERCENT OF AADT	HOUR NUMBER	AADT	NORTH VOLUME	SOUTH VOLUME	PERCENT NORTH IS OF TOTAL VOLUME	PERCENT SOUTH IS OF TOTAL VOLUME
4	18	2014	6	16	11592	8.12	1	142794	6139	5453	52.96	47.04
2	14	2014	6	16	11553	8.09	2	142794	6245	5308	54.06	45.94
1	17	2014	6	16	11523	8.07	3	142794	6257	5266	54.30	45.70
2	14	2014	6	15	11408	7.99	4	142794	5884	5524	51.58	48.42
12	24	2014	4	13	11298	7.91	5	142794	5868	5430	51.94	48.06
6	13	2014	6	15	11279	7.90	6	142794	6042	5237	53.57	46.43
6	13	2014	6	14	11274	7.90	7	142794	5922	5352	52.53	47.47
8	14	2014	5	16	11271	7.89	8	142794	6025	5246	53.46	46.54
6	13	2014	6	16	11259	7.88	9	142794	6208	5051	55.14	44.86
1	31	2014	6	16	11247	7.88	10	142794	6298	4949	56.00	44.00
3	21	2014	6	15	11228	7.86	11	142794	5933	5295	52.84	47.16

MO	DY	YR	DAY OF WK	HR	HR VOL	PERCENT OF AADT	HOUR NUMBER	AADT	NORTH VOLUME	SOUTH VOLUME	PERCENT NORTH IS OF TOTAL VOLUME	PERCENT SOUTH IS OF TOTAL VOLUME
5	2	2014	6	15	11224	7.86	12	142794	5820	5404	51.85	48.15
2	27	2014	5	16	11194	7.84	13	142794	5997	5197	53.57	46.43
10	10	2014	6	15	11166	7.82	14	142794	5880	5286	52.66	47.34
2	28	2014	6	16	11162	7.82	15	142794	6064	5098	54.33	45.67
4	18	2014	6	14	11141	7.80	16	142794	5333	5808	47.87	52.13
2	28	2014	6	15	11136	7.80	17	142794	5850	5286	52.53	47.47
4	18	2014	6	15	11129	7.79	18	142794	5634	5495	50.62	49.38
6	12	2014	5	16	11128	7.79	19	142794	6211	4917	55.81	44.19
4	25	2014	6	15	11103	7.78	20	142794	5839	5264	52.59	47.41
4	25	2014	6	16	11103	7.78	21	142794	6044	5059	54.44	45.56
3	14	2014	6	15	11098	7.77	22	142794	5927	5171	53.41	46.59
3	14	2014	6	16	11098	7.77	23	142794	5968	5130	53.78	46.22
6	26	2014	5	17	11092	7.77	24	142794	6141	4951	55.36	44.64
1	17	2014	6	15	11090	7.77	25	142794	5565	5525	50.18	49.82
4	10	2014	5	17	11067	7.75	26	142794	6192	4875	55.95	44.05
2	21	2014	6	16	11063	7.75	27	142794	5883	5180	53.18	46.82
5	16	2014	6	16	11035	7.73	28	142794	6058	4977	54.90	45.10
10	10	2014	6	16	11031	7.73	29	142794	5820	5211	52.76	47.24
5	22	2014	5	17	11026	7.72	30	142794	6121	4905	55.51	44.49
5	15	2014	5	17	11015	7.71	31	142794	6117	4898	55.53	44.47
3	21	2014	6	16	11008	7.71	32	142794	5902	5106	53.62	46.38
5	15	2014	5	16	11003	7.71	33	142794	6010	4993	54.62	45.38
4	4	2014	6	14	10991	7.70	34	142794	5673	5318	51.61	48.39
8	14	2014	5	15	10990	7.70	35	142794	5703	5287	51.89	48.11
8	16	2014	7	12	10978	7.69	36	142794	5671	5307	51.66	48.34
5	1	2014	5	16	10970	7.68	37	142794	5950	5020	54.24	45.76
6	10	2014	3	17	10963	7.68	38	142794	6088	4875	55.53	44.47
4	9	2014	4	16	10954	7.67	39	142794	6072	4882	55.43	44.57
12	26	2014	6	13	10952	7.67	40	142794	5402	5550	49.32	50.68
11	7	2014	6	15	10946	7.67	41	142794	5812	5134	53.10	46.90
2	27	2014	5	17	10935	7.66	42	142794	6051	4884	55.34	44.66
9	26	2014	6	16	10935	7.66	43	142794	6186	4749	56.57	43.43
1	24	2014	6	16	10919	7.65	44	142794	6000	4919	54.95	45.05
8	16	2014	7	14	10913	7.64	45	142794	5548	5365	50.84	49.16
6	25	2014	4	16	10905	7.64	46	142794	5985	4920	54.88	45.12
8	15	2014	6	12	10904	7.64	47	142794	5449	5455	49.97	50.03
2	14	2014	6	14	10899	7.63	48	142794	5481	5418	50.29	49.71
2	21	2014	6	15	10893	7.63	49	142794	5686	5207	52.20	47.80
4	11	2014	6	16	10888	7.62	50	142794	5672	5216	52.09	47.91
5	14	2014	4	16	10886	7.62	51	142794	5931	4955	54.48	45.52
9	25	2014	5	17	10884	7.62	52	142794	6122	4762	56.25	43.75

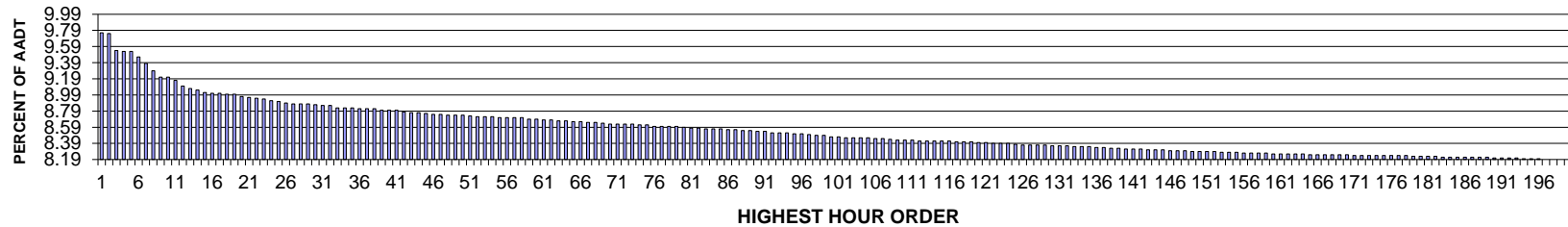
MO	DY	YR	DAY OF WK	HR	HR VOL	PERCENT OF AADT	HOUR NUMBER	AADT	NORTH VOLUME	SOUTH VOLUME	PERCENT NORTH IS OF TOTAL VOLUME	PERCENT SOUTH IS OF TOTAL VOLUME
3	20	2014	5	17	10867	7.61	53	142794	6080	4787	55.95	44.05
2	26	2014	4	17	10866	7.61	54	142794	6173	4693	56.81	43.19
5	22	2014	5	16	10866	7.61	55	142794	5821	5045	53.57	46.43
8	16	2014	7	11	10865	7.61	56	142794	5121	5744	47.13	52.87
12	22	2014	2	16	10862	7.61	57	142794	5802	5060	53.42	46.58
12	19	2014	6	15	10859	7.60	58	142794	5786	5073	53.28	46.72
10	3	2014	6	16	10857	7.60	59	142794	5830	5027	53.70	46.30
3	7	2014	6	16	10848	7.60	60	142794	5967	4881	55.01	44.99
6	19	2014	5	16	10848	7.60	61	142794	5643	5205	52.02	47.98
4	10	2014	5	16	10838	7.59	62	142794	5913	4925	54.56	45.44
2	14	2014	6	17	10836	7.59	63	142794	5714	5122	52.73	47.27
6	4	2014	4	17	10836	7.59	64	142794	6100	4736	56.29	43.71
6	26	2014	5	16	10836	7.59	65	142794	5798	5038	53.51	46.49
10	10	2014	6	14	10832	7.59	66	142794	5546	5286	51.20	48.80
1	30	2014	5	17	10822	7.58	67	142794	6024	4798	55.66	44.34
11	26	2014	4	13	10821	7.58	68	142794	5985	4836	55.31	44.69
5	30	2014	6	15	10818	7.58	69	142794	5694	5124	52.63	47.37
6	20	2014	6	14	10818	7.58	70	142794	5555	5263	51.35	48.65
12	19	2014	6	16	10810	7.57	71	142794	5841	4969	54.03	45.97
6	13	2014	6	13	10809	7.57	72	142794	5488	5321	50.77	49.23
12	12	2014	6	16	10807	7.57	73	142794	5992	4815	55.45	44.55
8	23	2014	7	12	10803	7.57	74	142794	5279	5524	48.87	51.13
6	18	2014	4	16	10801	7.56	75	142794	5890	4911	54.53	45.47
6	18	2014	4	17	10801	7.56	76	142794	5891	4910	54.54	45.46
6	20	2014	6	13	10801	7.56	77	142794	5338	5463	49.42	50.58
6	17	2014	3	17	10792	7.56	78	142794	5951	4841	55.14	44.86
8	21	2014	5	16	10787	7.55	79	142794	5782	5005	53.60	46.40
3	20	2014	5	16	10786	7.55	80	142794	5874	4912	54.46	45.54
4	30	2014	4	16	10785	7.55	81	142794	5994	4791	55.58	44.42
9	17	2014	4	17	10782	7.55	82	142794	6026	4756	55.89	44.11
5	16	2014	6	15	10779	7.55	83	142794	5593	5186	51.89	48.11
3	18	2014	3	17	10773	7.54	84	142794	6091	4682	56.54	43.46
6	20	2014	6	15	10772	7.54	85	142794	5666	5106	52.60	47.40
3	7	2014	6	17	10763	7.54	86	142794	5918	4845	54.98	45.02
3	13	2014	5	17	10762	7.54	87	142794	5964	4798	55.42	44.58
5	20	2014	3	17	10761	7.54	88	142794	6200	4561	57.62	42.38
3	7	2014	6	14	10756	7.53	89	142794	5486	5270	51.00	49.00
8	23	2014	7	13	10756	7.53	90	142794	5343	5413	49.67	50.33
2	13	2014	5	16	10755	7.53	91	142794	5824	4931	54.15	45.85
4	11	2014	6	17	10755	7.53	92	142794	6073	4682	56.47	43.53
5	29	2014	5	17	10752	7.53	93	142794	6007	4745	55.87	44.13

MO	DY	YR	DAY OF WK	HR	HR VOL	PERCENT OF AADT	HOUR NUMBER	AADT	NORTH VOLUME	SOUTH VOLUME	PERCENT NORTH IS OF TOTAL VOLUME	PERCENT SOUTH IS OF TOTAL VOLUME
10	3	2014	6	15	10745	7.52	94	142794	5513	5232	51.31	48.69
8	16	2014	7	13	10744	7.52	95	142794	5475	5269	50.96	49.04
8	20	2014	4	16	10738	7.52	96	142794	5771	4967	53.74	46.26
11	7	2014	6	16	10738	7.52	97	142794	5876	4862	54.72	45.28
11	30	2014	1	13	10729	7.51	98	142794	5255	5474	48.98	51.02
2	19	2014	4	16	10725	7.51	99	142794	5826	4899	54.32	45.68
6	13	2014	6	17	10712	7.50	100	142794	5885	4827	54.94	45.06
2	26	2014	4	16	10707	7.50	101	142794	5733	4974	53.54	46.46
6	25	2014	4	17	10703	7.50	102	142794	6002	4701	56.08	43.92
8	29	2014	6	14	10701	7.49	103	142794	5588	5113	52.22	47.78
1	22	2014	4	17	10698	7.49	104	142794	6207	4491	58.02	41.98
6	19	2014	5	17	10690	7.49	105	142794	5770	4920	53.98	46.02
1	17	2014	6	17	10686	7.48	106	142794	5792	4894	54.20	45.80
8	21	2014	5	17	10686	7.48	107	142794	5804	4882	54.31	45.69
4	12	2014	7	12	10684	7.48	108	142794	5713	4971	53.47	46.53
6	9	2014	2	16	10684	7.48	109	142794	5915	4769	55.36	44.64
4	21	2014	2	17	10683	7.48	110	142794	6090	4593	57.01	42.99
4	29	2014	3	17	10683	7.48	111	142794	5957	4726	55.76	44.24
4	18	2014	6	17	10679	7.48	112	142794	5685	4994	53.24	46.76
5	2	2014	6	16	10679	7.48	113	142794	5986	4693	56.05	43.95
5	21	2014	4	17	10678	7.48	114	142794	5983	4695	56.03	43.97
8	17	2014	1	13	10676	7.48	115	142794	5421	5255	50.78	49.22
11	26	2014	4	12	10676	7.48	116	142794	5128	5548	48.03	51.97
5	6	2014	3	17	10674	7.48	117	142794	6101	4573	57.16	42.84
5	21	2014	4	16	10673	7.47	118	142794	5742	4931	53.80	46.20
5	30	2014	6	16	10669	7.47	119	142794	5835	4834	54.69	45.31
4	23	2014	4	16	10665	7.47	120	142794	5869	4796	55.03	44.97
1	31	2014	6	15	10664	7.47	121	142794	5695	4969	53.40	46.60
8	3	2014	1	14	10658	7.46	122	142794	5479	5179	51.41	48.59
10	10	2014	6	17	10657	7.46	123	142794	5840	4817	54.80	45.20
1	23	2014	5	17	10652	7.46	124	142794	6118	4534	57.44	42.56
3	12	2014	4	17	10652	7.46	125	142794	6046	4606	56.76	43.24
2	7	2014	6	16	10649	7.46	126	142794	6067	4582	56.97	43.03
4	11	2014	6	14	10645	7.45	127	142794	5610	5035	52.70	47.30
5	28	2014	4	16	10643	7.45	128	142794	5767	4876	54.19	45.81
8	3	2014	1	13	10641	7.45	129	142794	5576	5065	52.40	47.60
12	22	2014	2	15	10640	7.45	130	142794	5648	4992	53.08	46.92
4	15	2014	3	17	10639	7.45	131	142794	6006	4633	56.45	43.55
11	6	2014	5	17	10637	7.45	132	142794	5945	4692	55.89	44.11
5	1	2014	5	17	10636	7.45	133	142794	5694	4942	53.54	46.46
9	10	2014	4	17	10629	7.44	134	142794	6176	4453	58.11	41.89

MO	DY	YR	DAY OF WK	HR	HR VOL	PERCENT OF AADT	HOUR NUMBER	AADT	NORTH VOLUME	SOUTH VOLUME	PERCENT NORTH IS OF TOTAL VOLUME	PERCENT SOUTH IS OF TOTAL VOLUME
12	31	2014	4	14	10629	7.44	135	142794	5552	5077	52.23	47.77
4	1	2014	3	17	10628	7.44	136	142794	6075	4553	57.16	42.84
9	19	2014	6	15	10627	7.44	137	142794	5755	4872	54.15	45.85
5	29	2014	5	16	10624	7.44	138	142794	5898	4726	55.52	44.48
4	4	2014	6	16	10623	7.44	139	142794	5904	4719	55.58	44.42
6	3	2014	3	17	10622	7.44	140	142794	5887	4735	55.42	44.58
3	17	2014	2	16	10621	7.44	141	142794	5648	4973	53.18	46.82
10	14	2014	3	17	10618	7.44	142	142794	5955	4663	56.08	43.92
9	26	2014	6	15	10617	7.44	143	142794	5715	4902	53.83	46.17
6	10	2014	3	16	10616	7.43	144	142794	5870	4746	55.29	44.71
5	2	2014	6	14	10615	7.43	145	142794	5290	5325	49.84	50.16
8	20	2014	4	17	10612	7.43	146	142794	5917	4695	55.76	44.24
10	2	2014	5	17	10612	7.43	147	142794	5934	4678	55.92	44.08
10	3	2014	6	14	10612	7.43	148	142794	5390	5222	50.79	49.21
2	25	2014	3	17	10611	7.43	149	142794	6113	4498	57.61	42.39
6	12	2014	5	15	10611	7.43	150	142794	5710	4901	53.81	46.19
5	16	2014	6	14	10610	7.43	151	142794	5342	5268	50.35	49.65
5	30	2014	6	14	10605	7.43	152	142794	5329	5276	50.25	49.75
6	23	2014	2	16	10605	7.43	153	142794	5719	4886	53.93	46.07
5	28	2014	4	17	10604	7.43	154	142794	5989	4615	56.48	43.52
6	23	2014	2	17	10602	7.42	155	142794	5974	4628	56.35	43.65
8	27	2014	4	17	10594	7.42	156	142794	5711	4883	53.91	46.09
8	30	2014	7	12	10594	7.42	157	142794	5395	5199	50.93	49.07
1	31	2014	6	17	10592	7.42	158	142794	6019	4573	56.83	43.17
3	13	2014	5	16	10592	7.42	159	142794	5642	4950	53.27	46.73
4	30	2014	4	17	10590	7.42	160	142794	5911	4679	55.82	44.18
6	20	2014	6	12	10588	7.41	161	142794	5177	5411	48.89	51.11
9	25	2014	5	16	10588	7.41	162	142794	5752	4836	54.33	45.67
4	21	2014	2	16	10587	7.41	163	142794	5725	4862	54.08	45.92
3	14	2014	6	17	10585	7.41	164	142794	5891	4694	55.65	44.35
2	28	2014	6	14	10581	7.41	165	142794	5226	5355	49.39	50.61
3	11	2014	3	17	10580	7.41	166	142794	6050	4530	57.18	42.82
4	11	2014	6	15	10578	7.41	167	142794	5996	4582	56.68	43.32
8	29	2014	6	13	10577	7.41	168	142794	5560	5017	52.57	47.43
12	5	2014	6	16	10574	7.41	169	142794	5817	4757	55.01	44.99
8	29	2014	6	12	10571	7.40	170	142794	5293	5278	50.07	49.93
4	2	2014	4	17	10570	7.40	171	142794	6038	4532	57.12	42.88
3	7	2014	6	15	10567	7.40	172	142794	5315	5252	50.30	49.70
12	26	2014	6	14	10567	7.40	173	142794	5236	5331	49.55	50.45
4	4	2014	6	15	10565	7.40	174	142794	5525	5040	52.30	47.70
2	21	2014	6	17	10562	7.40	175	142794	5828	4734	55.18	44.82

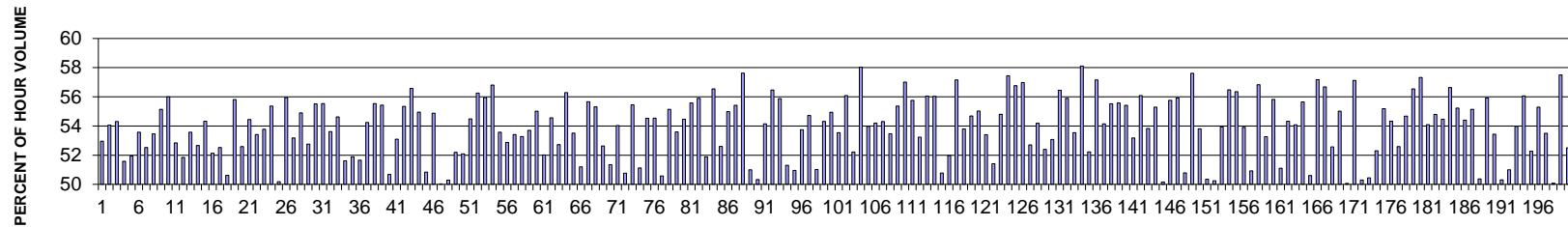
MO	DY	YR	DAY OF WK	HR	HR VOL	PERCENT OF AADT	HOUR NUMBER	AADT	NORTH VOLUME	SOUTH VOLUME	PERCENT NORTH IS OF TOTAL VOLUME	PERCENT SOUTH IS OF TOTAL VOLUME
6	4	2014	4	16	10560	7.40	176	142794	5737	4823	54.33	45.67
8	23	2014	7	11	10560	7.40	177	142794	5006	5554	47.41	52.59
5	20	2014	3	16	10556	7.39	178	142794	5772	4784	54.68	45.32
1	16	2014	5	17	10555	7.39	179	142794	5968	4587	56.54	43.46
2	20	2014	5	17	10550	7.39	180	142794	6048	4502	57.33	42.67
8	27	2014	4	16	10550	7.39	181	142794	5706	4844	54.09	45.91
8	14	2014	5	17	10549	7.39	182	142794	5780	4769	54.79	45.21
10	9	2014	5	17	10549	7.39	183	142794	5745	4804	54.46	45.54
9	24	2014	4	17	10546	7.39	184	142794	5973	4573	56.64	43.36
9	19	2014	6	16	10545	7.38	185	142794	5824	4721	55.23	44.77
4	12	2014	7	13	10544	7.38	186	142794	5736	4808	54.40	45.60
5	2	2014	6	18	10540	7.38	187	142794	5812	4728	55.14	44.86
4	25	2014	6	14	10539	7.38	188	142794	5309	5230	50.37	49.63
11	4	2014	3	17	10538	7.38	189	142794	5893	4645	55.92	44.08
8	28	2014	5	16	10536	7.38	190	142794	5630	4906	53.44	46.56
8	2	2014	7	12	10532	7.38	191	142794	5233	5299	49.69	50.31
6	19	2014	5	15	10527	7.37	192	142794	5369	5158	51.00	49.00
3	12	2014	4	16	10524	7.37	193	142794	5681	4843	53.98	46.02
3	24	2014	2	17	10523	7.37	194	142794	5899	4624	56.06	43.94
6	27	2014	6	14	10523	7.37	195	142794	5500	5023	52.27	47.73
4	7	2014	2	17	10520	7.37	196	142794	5817	4703	55.29	44.71
8	26	2014	3	16	10520	7.37	197	142794	5628	4892	53.50	46.50
8	17	2014	1	14	10517	7.37	198	142794	5267	5250	50.08	49.92
2	4	2014	3	17	10515	7.36	199	142794	6045	4470	57.49	42.51
8	17	2014	1	12	10515	7.36	200	142794	5520	4995	52.50	47.50

**SR 005 MP 226.96 MOUNT VERNON ADC SITE R093
K FOR PEAK 200 HOURS OF 2014**



AADT= 68415 K 30 FACTOR= 8.87 K 100 FACTOR= 8.47 K 200 FACTOR= 8.19 D 30 FACTOR= 55.51

**SR 005 MP 226.96 MOUNT VERNON ADC SITE R093
D % IN THE PEAK 200 HOURS OF 2014**



MO	DY	YR	DAY OF WK	HR	HR VOL	PERCENT OF AADT	HOUR NUMBER	AADT	NORTH VOLUME	SOUTH VOLUME	PERCENT NORTH IS OF TOTAL VOLUME	PERCENT SOUTH IS OF TOTAL VOLUME
4	18	2014	6	16	6678	9.76	1	68415	3137	3541	46.98	53.02
4	18	2014	6	17	6668	9.75	2	68415	3273	3395	49.09	50.91
4	18	2014	6	18	6529	9.54	3	68415	3167	3362	48.51	51.49
4	11	2014	6	17	6523	9.53	4	68415	3315	3208	50.82	49.18
6	13	2014	6	17	6517	9.53	5	68415	3260	3257	50.02	49.98
4	25	2014	6	17	6469	9.46	6	68415	3378	3091	52.22	47.78
7	25	2014	6	17	6417	9.38	7	68415	3369	3048	52.50	47.50
6	27	2014	6	17	6359	9.29	8	68415	3400	2959	53.47	46.53
7	25	2014	6	16	6301	9.21	9	68415	3223	3078	51.15	48.85
10	10	2014	6	17	6300	9.21	10	68415	3104	3196	49.27	50.73
4	11	2014	6	16	6274	9.17	11	68415	3131	3143	49.90	50.10
6	6	2014	6	17	6224	9.10	12	68415	3273	2951	52.59	47.41
4	25	2014	6	16	6205	9.07	13	68415	3197	3008	51.52	48.48

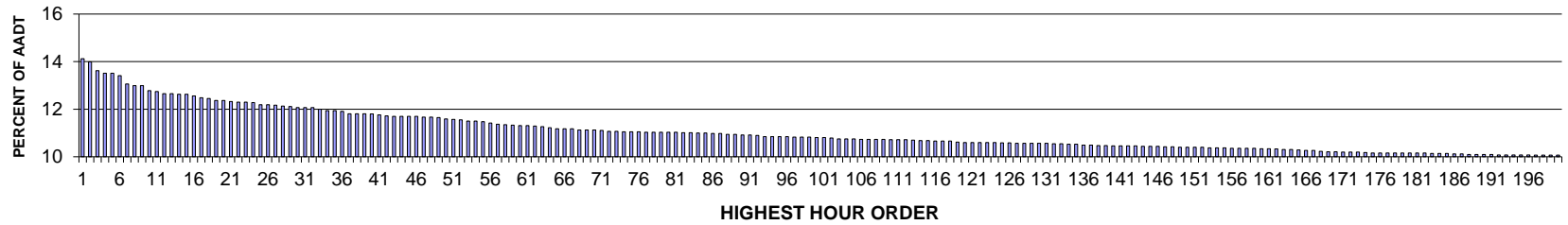
MO	DY	YR	DAY OF WK	HR	HR VOL	PERCENT OF AADT	HOUR NUMBER	AADT	NORTH VOLUME	SOUTH VOLUME	PERCENT NORTH IS OF TOTAL VOLUME	PERCENT SOUTH IS OF TOTAL VOLUME
6	13	2014	6	16	6189	9.05	14	68415	3044	3145	49.18	50.82
5	23	2014	6	16	6168	9.02	15	68415	3362	2806	54.51	45.49
11	30	2014	1	16	6167	9.01	16	68415	3197	2970	51.84	48.16
10	10	2014	6	16	6162	9.01	17	68415	2958	3204	48.00	52.00
4	18	2014	6	15	6159	9.00	18	68415	2871	3288	46.61	53.39
5	9	2014	6	17	6158	9.00	19	68415	3198	2960	51.93	48.07
2	14	2014	6	17	6134	8.97	20	68415	3235	2899	52.74	47.26
10	10	2014	6	18	6133	8.96	21	68415	3111	3022	50.73	49.27
5	16	2014	6	17	6121	8.95	22	68415	3143	2978	51.35	48.65
4	11	2014	6	18	6116	8.94	23	68415	3141	2975	51.36	48.64
6	20	2014	6	17	6105	8.92	24	68415	3340	2765	54.71	45.29
5	23	2014	6	15	6096	8.91	25	68415	3312	2784	54.33	45.67
6	13	2014	6	15	6079	8.89	26	68415	2993	3086	49.24	50.76
3	28	2014	6	17	6077	8.88	27	68415	3274	2803	53.88	46.12
12	19	2014	6	17	6074	8.88	28	68415	3128	2946	51.50	48.50
7	18	2014	6	18	6073	8.88	29	68415	3258	2815	53.65	46.35
7	3	2014	5	17	6067	8.87	30	68415	3404	2663	56.11	43.89
7	25	2014	6	18	6062	8.86	31	68415	3185	2877	52.54	47.46
5	30	2014	6	17	6061	8.86	32	68415	3094	2967	51.05	48.95
5	23	2014	6	17	6044	8.83	33	68415	3332	2712	55.13	44.87
6	27	2014	6	16	6041	8.83	34	68415	3153	2888	52.19	47.81
2	21	2014	6	17	6039	8.83	35	68415	3037	3002	50.29	49.71
3	21	2014	6	17	6034	8.82	36	68415	3183	2851	52.75	47.25
12	26	2014	6	13	6034	8.82	37	68415	3131	2903	51.89	48.11
5	9	2014	6	16	6031	8.82	38	68415	3095	2936	51.32	48.68
5	16	2014	6	16	6023	8.80	39	68415	3088	2935	51.27	48.73
7	3	2014	5	15	6021	8.80	40	68415	3197	2824	53.10	46.90
5	30	2014	6	16	6018	8.80	41	68415	3150	2868	52.34	47.66
11	30	2014	1	15	6005	8.78	42	68415	2932	3073	48.83	51.17
7	18	2014	6	16	6001	8.77	43	68415	3137	2864	52.27	47.73
6	13	2014	6	18	6000	8.77	44	68415	3036	2964	50.60	49.40
2	14	2014	6	16	5995	8.76	45	68415	3050	2945	50.88	49.12
3	21	2014	6	16	5989	8.75	46	68415	3193	2796	53.31	46.69
6	27	2014	6	18	5988	8.75	47	68415	3067	2921	51.22	48.78
7	11	2014	6	17	5977	8.74	48	68415	3084	2893	51.60	48.40
7	18	2014	6	17	5977	8.74	49	68415	3105	2872	51.95	48.05
12	31	2014	4	17	5977	8.74	50	68415	3092	2885	51.73	48.27
5	16	2014	6	18	5973	8.73	51	68415	3077	2896	51.52	48.48
10	3	2014	6	17	5969	8.72	52	68415	3035	2934	50.85	49.15
6	12	2014	5	17	5968	8.72	53	68415	3012	2956	50.47	49.53
12	12	2014	6	17	5968	8.72	54	68415	3113	2855	52.16	47.84
10	24	2014	6	17	5961	8.71	55	68415	3062	2899	51.37	48.63
12	26	2014	6	14	5960	8.71	56	68415	3043	2917	51.06	48.94
5	2	2014	6	17	5959	8.71	57	68415	3165	2794	53.11	46.89
12	26	2014	6	15	5958	8.71	58	68415	3015	2943	50.60	49.40
3	14	2014	6	17	5947	8.69	59	68415	3018	2929	50.75	49.25
12	30	2014	3	17	5942	8.69	60	68415	2925	3017	49.23	50.77
11	7	2014	6	17	5939	8.68	61	68415	2782	3157	46.84	53.16

MO	DY	YR	DAY OF WK	HR	HR VOL	PERCENT OF AADT	HOUR NUMBER	AADT	NORTH VOLUME	SOUTH VOLUME	PERCENT NORTH IS OF TOTAL VOLUME	PERCENT SOUTH IS OF TOTAL VOLUME
4	25	2014	6	18	5937	8.68	62	68415	3170	2767	53.39	46.61
7	3	2014	5	14	5935	8.67	63	68415	3198	2737	53.88	46.12
12	26	2014	6	16	5933	8.67	64	68415	3075	2858	51.83	48.17
3	28	2014	6	18	5925	8.66	65	68415	3262	2663	55.05	44.95
6	20	2014	6	18	5925	8.66	66	68415	3190	2735	53.84	46.16
10	31	2014	6	17	5921	8.65	67	68415	2997	2924	50.62	49.38
12	12	2014	6	16	5919	8.65	68	68415	3118	2801	52.68	47.32
6	20	2014	6	16	5910	8.64	69	68415	3128	2782	52.93	47.07
7	11	2014	6	16	5905	8.63	70	68415	2994	2911	50.70	49.30
7	11	2014	6	18	5905	8.63	71	68415	3034	2871	51.38	48.62
7	31	2014	5	17	5904	8.63	72	68415	3013	2891	51.03	48.97
7	3	2014	5	18	5903	8.63	73	68415	3177	2726	53.82	46.18
6	13	2014	6	14	5900	8.62	74	68415	2957	2943	50.12	49.88
11	30	2014	1	17	5894	8.62	75	68415	3152	2742	53.48	46.52
10	24	2014	6	16	5886	8.60	76	68415	2982	2904	50.66	49.34
1	17	2014	6	17	5884	8.60	77	68415	3071	2813	52.19	47.81
6	6	2014	6	16	5884	8.60	78	68415	3180	2704	54.04	45.96
11	7	2014	6	18	5882	8.60	79	68415	2814	3068	47.84	52.16
4	18	2014	6	14	5879	8.59	80	68415	2770	3109	47.12	52.88
3	14	2014	6	18	5873	8.58	81	68415	3087	2786	52.56	47.44
6	27	2014	6	15	5868	8.58	82	68415	2860	3008	48.74	51.26
7	27	2014	1	15	5865	8.57	83	68415	2695	3170	45.95	54.05
12	29	2014	2	17	5863	8.57	84	68415	3009	2854	51.32	48.68
7	18	2014	6	15	5860	8.57	85	68415	2976	2884	50.78	49.22
11	26	2014	4	14	5858	8.56	86	68415	2921	2937	49.86	50.14
4	20	2014	1	17	5853	8.56	87	68415	3010	2843	51.43	48.57
2	28	2014	6	17	5849	8.55	88	68415	3061	2788	52.33	47.67
5	23	2014	6	18	5848	8.55	89	68415	3212	2636	54.92	45.08
12	31	2014	4	16	5846	8.54	90	68415	3079	2767	52.67	47.33
7	18	2014	6	14	5842	8.54	91	68415	2934	2908	50.22	49.78
7	24	2014	5	17	5831	8.52	92	68415	2943	2888	50.47	49.53
6	15	2014	1	13	5829	8.52	93	68415	2494	3335	42.79	57.21
7	27	2014	1	16	5828	8.52	94	68415	2782	3046	47.74	52.26
12	5	2014	6	17	5824	8.51	95	68415	3025	2799	51.94	48.06
6	14	2014	7	12	5823	8.51	96	68415	3039	2784	52.19	47.81
11	8	2014	7	12	5813	8.50	97	68415	2745	3068	47.22	52.78
7	25	2014	6	14	5811	8.49	98	68415	2872	2939	49.42	50.58
7	13	2014	1	17	5807	8.49	99	68415	2683	3124	46.20	53.80
6	15	2014	1	14	5797	8.47	100	68415	2503	3294	43.18	56.82
7	6	2014	1	14	5797	8.47	101	68415	2477	3320	42.73	57.27
6	20	2014	6	15	5788	8.46	102	68415	3005	2783	51.92	48.08
4	4	2014	6	17	5787	8.46	103	68415	3119	2668	53.90	46.10
5	23	2014	6	14	5787	8.46	104	68415	2981	2806	51.51	48.49
4	18	2014	6	13	5785	8.46	105	68415	2791	2994	48.25	51.75
11	26	2014	4	15	5781	8.45	106	68415	2888	2893	49.96	50.04
7	3	2014	5	16	5778	8.45	107	68415	3097	2681	53.60	46.40
10	24	2014	6	18	5774	8.44	108	68415	2936	2838	50.85	49.15
7	27	2014	1	14	5770	8.43	109	68415	2684	3086	46.52	53.48

MO	DY	YR	DAY OF WK	HR	HR VOL	PERCENT OF AADT	HOUR NUMBER	AADT	NORTH VOLUME	SOUTH VOLUME	PERCENT NORTH IS OF TOTAL VOLUME	PERCENT SOUTH IS OF TOTAL VOLUME
11	26	2014	4	17	5767	8.43	110	68415	3020	2747	52.37	47.63
5	30	2014	6	18	5765	8.43	111	68415	2902	2863	50.34	49.66
3	21	2014	6	15	5763	8.42	112	68415	2840	2923	49.28	50.72
12	31	2014	4	15	5763	8.42	113	68415	2972	2791	51.57	48.43
11	21	2014	6	17	5760	8.42	114	68415	2987	2773	51.86	48.14
12	30	2014	3	18	5760	8.42	115	68415	2895	2865	50.26	49.74
10	17	2014	6	16	5759	8.42	116	68415	2898	2861	50.32	49.68
4	13	2014	1	18	5757	8.41	117	68415	2992	2765	51.97	48.03
5	2	2014	6	16	5754	8.41	118	68415	2941	2813	51.11	48.89
7	17	2014	5	17	5751	8.41	119	68415	2952	2799	51.33	48.67
4	17	2014	5	17	5746	8.40	120	68415	2919	2827	50.80	49.20
6	26	2014	5	17	5744	8.40	121	68415	2997	2747	52.18	47.82
1	31	2014	6	17	5741	8.39	122	68415	2992	2749	52.12	47.88
12	22	2014	2	17	5740	8.39	123	68415	2968	2772	51.71	48.29
5	19	2014	2	17	5738	8.39	124	68415	3327	2411	57.98	42.02
3	22	2014	7	16	5735	8.38	125	68415	2686	3049	46.84	53.16
7	27	2014	1	13	5729	8.37	126	68415	2783	2946	48.58	51.42
10	10	2014	6	15	5727	8.37	127	68415	2658	3069	46.41	53.59
10	3	2014	6	16	5726	8.37	128	68415	2866	2860	50.05	49.95
11	27	2014	5	12	5726	8.37	129	68415	2858	2868	49.91	50.09
7	11	2014	6	14	5722	8.36	130	68415	2754	2968	48.13	51.87
4	11	2014	6	15	5720	8.36	131	68415	2813	2907	49.18	50.82
6	14	2014	7	14	5720	8.36	132	68415	2815	2905	49.21	50.79
7	28	2014	2	17	5715	8.35	133	68415	2814	2901	49.24	50.76
2	21	2014	6	18	5714	8.35	134	68415	2879	2835	50.39	49.61
5	9	2014	6	18	5713	8.35	135	68415	2885	2828	50.50	49.50
2	14	2014	6	18	5707	8.34	136	68415	2956	2751	51.80	48.20
6	12	2014	5	16	5706	8.34	137	68415	2949	2757	51.68	48.32
7	25	2014	6	13	5701	8.33	138	68415	2970	2731	52.10	47.90
7	26	2014	7	12	5696	8.33	139	68415	2935	2761	51.53	48.47
12	24	2014	4	13	5692	8.32	140	68415	2887	2805	50.72	49.28
7	25	2014	6	12	5690	8.32	141	68415	2885	2805	50.70	49.30
3	7	2014	6	17	5689	8.32	142	68415	2904	2785	51.05	48.95
3	28	2014	6	16	5688	8.31	143	68415	2929	2759	51.49	48.51
11	14	2014	6	17	5688	8.31	144	68415	2946	2742	51.79	48.21
10	17	2014	6	17	5687	8.31	145	68415	2943	2744	51.75	48.25
6	27	2014	6	14	5678	8.30	146	68415	2843	2835	50.07	49.93
7	11	2014	6	13	5678	8.30	147	68415	2900	2778	51.07	48.93
11	7	2014	6	15	5678	8.30	148	68415	2745	2933	48.34	51.66
5	2	2014	6	18	5674	8.29	149	68415	3003	2671	52.93	47.07
5	16	2014	6	15	5672	8.29	150	68415	2784	2888	49.08	50.92
4	20	2014	1	19	5671	8.29	151	68415	2821	2850	49.74	50.26
7	18	2014	6	13	5670	8.29	152	68415	2933	2737	51.73	48.27
11	7	2014	6	16	5667	8.28	153	68415	2670	2997	47.11	52.89
12	12	2014	6	15	5663	8.28	154	68415	2797	2866	49.39	50.61
3	7	2014	6	16	5662	8.28	155	68415	2961	2701	52.30	47.70
7	31	2014	5	18	5661	8.27	156	68415	2892	2769	51.09	48.91
7	20	2014	1	13	5659	8.27	157	68415	2635	3024	46.56	53.44

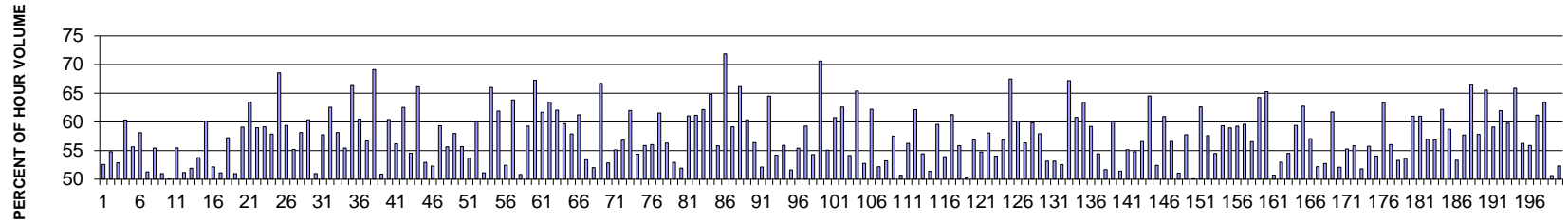
MO	DY	YR	DAY OF WK	HR	HR VOL	PERCENT OF AADT	HOUR NUMBER	AADT	NORTH VOLUME	SOUTH VOLUME	PERCENT NORTH IS OF TOTAL VOLUME	PERCENT SOUTH IS OF TOTAL VOLUME
6	14	2014	7	13	5658	8.27	158	68415	2870	2788	50.72	49.28
7	26	2014	7	11	5656	8.27	159	68415	2945	2711	52.07	47.93
3	21	2014	6	18	5654	8.26	160	68415	2970	2684	52.53	47.47
12	12	2014	6	18	5654	8.26	161	68415	2814	2840	49.77	50.23
6	29	2014	1	14	5653	8.26	162	68415	2685	2968	47.50	52.50
11	10	2014	2	17	5653	8.26	163	68415	2973	2680	52.59	47.41
7	26	2014	7	13	5648	8.26	164	68415	3109	2539	55.05	44.95
1	3	2014	6	17	5646	8.25	165	68415	2932	2714	51.93	48.07
6	12	2014	5	18	5646	8.25	166	68415	2653	2993	46.99	53.01
11	25	2014	3	17	5643	8.25	167	68415	2804	2839	49.69	50.31
12	26	2014	6	12	5643	8.25	168	68415	2809	2834	49.78	50.22
11	14	2014	6	16	5642	8.25	169	68415	2892	2750	51.26	48.74
12	19	2014	6	16	5641	8.25	170	68415	2930	2711	51.94	48.06
4	25	2014	6	15	5640	8.24	171	68415	2737	2903	48.53	51.47
7	30	2014	4	17	5640	8.24	172	68415	2894	2746	51.31	48.69
7	25	2014	6	15	5638	8.24	173	68415	2900	2738	51.44	48.56
7	6	2014	1	13	5637	8.24	174	68415	2413	3224	42.81	57.19
7	19	2014	7	13	5637	8.24	175	68415	2892	2745	51.30	48.70
7	27	2014	1	17	5636	8.24	176	68415	2484	3152	44.07	55.93
10	31	2014	6	16	5635	8.24	177	68415	2766	2869	49.09	50.91
6	27	2014	6	13	5634	8.24	178	68415	2864	2770	50.83	49.17
11	8	2014	7	13	5631	8.23	179	68415	2600	3031	46.17	53.83
6	13	2014	6	13	5630	8.23	180	68415	2835	2795	50.36	49.64
6	28	2014	7	12	5628	8.23	181	68415	2835	2793	50.37	49.63
7	24	2014	5	18	5628	8.23	182	68415	2858	2770	50.78	49.22
4	27	2014	1	17	5627	8.22	183	68415	2552	3075	45.35	54.65
7	18	2014	6	12	5625	8.22	184	68415	2956	2669	52.55	47.45
10	10	2014	6	14	5625	8.22	185	68415	2773	2852	49.30	50.70
12	29	2014	2	16	5625	8.22	186	68415	2836	2789	50.42	49.58
7	17	2014	5	18	5624	8.22	187	68415	2867	2757	50.98	49.02
11	27	2014	5	13	5623	8.22	188	68415	2827	2796	50.28	49.72
10	13	2014	2	17	5622	8.22	189	68415	3106	2516	55.25	44.75
2	21	2014	6	16	5620	8.21	190	68415	2903	2717	51.65	48.35
1	17	2014	6	18	5616	8.21	191	68415	2856	2760	50.85	49.15
7	10	2014	5	17	5614	8.21	192	68415	2794	2820	49.77	50.23
7	20	2014	1	17	5614	8.21	193	68415	2671	2943	47.58	52.42
2	7	2014	6	17	5613	8.20	194	68415	2844	2769	50.67	49.33
7	20	2014	1	14	5609	8.20	195	68415	2662	2947	47.46	52.54
6	14	2014	7	17	5607	8.20	196	68415	2492	3115	44.44	55.56
12	5	2014	6	16	5605	8.19	197	68415	2962	2643	52.85	47.15
1	24	2014	6	17	5604	8.19	198	68415	2837	2767	50.62	49.38
5	24	2014	7	12	5602	8.19	199	68415	3278	2324	58.51	41.49
2	28	2014	6	18	5600	8.19	200	68415	2849	2751	50.88	49.13

**SR 104 MP 19.48 PORT GAMBLE ADC SITE R095
K FOR PEAK 200 HOURS OF 2014**



AADT= 5375 K 30 FACTOR= 12.07 K 100 FACTOR= 10.81 K 200 FACTOR= 10.07 D 30 FACTOR= 51.00

**SR 104 MP 19.48 PORT GAMBLE ADC SITE R095
D % IN THE PEAK 200 HOURS OF 2014**



MO	DY	YR	DAY OF WK	HR	HR VOL	PERCENT OF AADT	HOUR NUMBER	AADT	EAST VOLUME	WEST VOLUME	PERCENT EAST IS OF TOTAL VOLUME	PERCENT WEST IS OF TOTAL VOLUME
7	6	2014	1	12	759	14.12	1	5375	360	399	47.43	52.57
7	5	2014	7	15	752	13.99	2	5375	412	340	54.79	45.21
8	3	2014	1	12	732	13.62	3	5375	387	345	52.87	47.13
7	5	2014	7	12	726	13.51	4	5375	288	438	39.67	60.33
7	5	2014	7	14	726	13.51	5	5375	322	404	44.35	55.65
7	5	2014	7	13	721	13.41	6	5375	302	419	41.89	58.11
7	27	2014	1	12	702	13.06	7	5375	342	360	48.72	51.28
6	7	2014	7	12	698	12.99	8	5375	311	387	44.56	55.44
8	10	2014	1	13	698	12.99	9	5375	342	356	49.00	51.00
6	29	2014	1	12	687	12.78	10	5375	343	344	49.93	50.07
9	7	2014	1	12	685	12.74	11	5375	305	380	44.53	55.47

MO	DY	YR	DAY OF WK	HR	HR VOL	PERCENT OF AADT	HOUR NUMBER	AADT	EAST VOLUME	WEST VOLUME	PERCENT EAST IS OF TOTAL VOLUME	PERCENT WEST IS OF TOTAL VOLUME
7	27	2014	1	14	680	12.65	12	5375	348	332	51.18	48.82
8	3	2014	1	13	680	12.65	13	5375	353	327	51.91	48.09
7	5	2014	7	16	679	12.63	14	5375	365	314	53.76	46.24
8	17	2014	1	15	679	12.63	15	5375	408	271	60.09	39.91
7	20	2014	1	12	675	12.56	16	5375	323	352	47.85	52.15
7	6	2014	1	14	671	12.48	17	5375	343	328	51.12	48.88
7	4	2014	6	16	669	12.45	18	5375	286	383	42.75	57.25
7	13	2014	1	13	665	12.37	19	5375	339	326	50.98	49.02
8	3	2014	1	14	665	12.37	20	5375	393	272	59.10	40.90
6	1	2014	1	15	662	12.32	21	5375	420	242	63.44	36.56
8	17	2014	1	14	661	12.30	22	5375	390	271	59.00	41.00
8	24	2014	1	14	661	12.30	23	5375	391	270	59.15	40.85
7	27	2014	1	17	660	12.28	24	5375	382	278	57.88	42.12
5	31	2014	7	12	655	12.19	25	5375	206	449	31.45	68.55
7	12	2014	7	12	655	12.19	26	5375	266	389	40.61	59.39
7	25	2014	6	16	654	12.17	27	5375	293	361	44.80	55.20
8	31	2014	1	15	652	12.13	28	5375	379	273	58.13	41.87
7	13	2014	1	16	651	12.11	29	5375	393	258	60.37	39.63
7	18	2014	6	17	649	12.07	30	5375	318	331	49.00	51.00
8	17	2014	1	12	649	12.07	31	5375	375	274	57.78	42.22
9	7	2014	1	15	649	12.07	32	5375	406	243	62.56	37.44
7	6	2014	1	15	645	12.00	33	5375	375	270	58.14	41.86
5	11	2014	1	12	642	11.94	34	5375	286	356	44.55	55.45
8	2	2014	7	12	642	11.94	35	5375	216	426	33.64	66.36
9	6	2014	7	12	640	11.91	36	5375	253	387	39.53	60.47
7	6	2014	1	13	635	11.81	37	5375	360	275	56.69	43.31
7	26	2014	7	18	635	11.81	38	5375	439	196	69.13	30.87
8	17	2014	1	13	635	11.81	39	5375	312	323	49.13	50.87
7	6	2014	1	16	634	11.80	40	5375	383	251	60.41	39.59
7	5	2014	7	17	632	11.76	41	5375	355	277	56.17	43.83
6	1	2014	1	16	630	11.72	42	5375	394	236	62.54	37.46
5	31	2014	7	14	629	11.70	43	5375	286	343	45.47	54.53
7	4	2014	6	15	629	11.70	44	5375	213	416	33.86	66.14
7	20	2014	1	13	629	11.70	45	5375	333	296	52.94	47.06
8	9	2014	7	16	629	11.70	46	5375	300	329	47.69	52.31
5	11	2014	1	16	627	11.67	47	5375	372	255	59.33	40.67
7	25	2014	6	17	627	11.67	48	5375	278	349	44.34	55.66
8	10	2014	1	12	626	11.65	49	5375	363	263	57.99	42.01
9	7	2014	1	13	623	11.59	50	5375	347	276	55.70	44.30
6	22	2014	1	13	622	11.57	51	5375	334	288	53.70	46.30
9	7	2014	1	14	621	11.55	52	5375	373	248	60.06	39.94

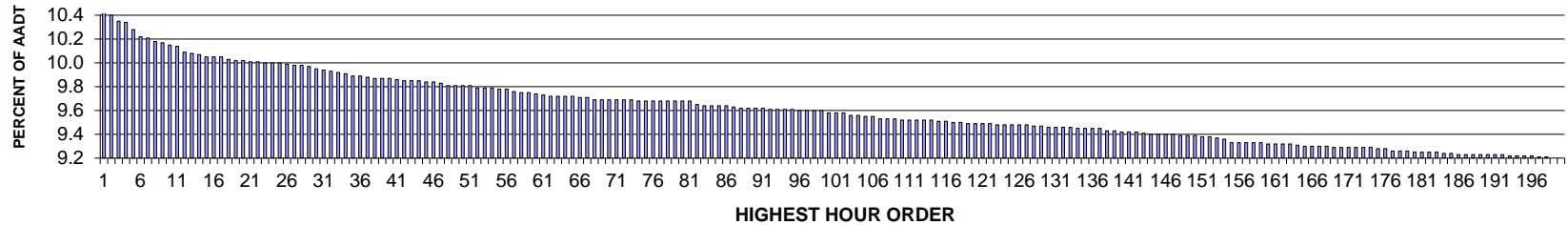
MO	DY	YR	DAY OF WK	HR	HR VOL	PERCENT OF AADT	HOUR NUMBER	AADT	EAST VOLUME	WEST VOLUME	PERCENT EAST IS OF TOTAL VOLUME	PERCENT WEST IS OF TOTAL VOLUME
7	13	2014	1	12	618	11.50	53	5375	316	302	51.13	48.87
7	19	2014	7	12	618	11.50	54	5375	210	408	33.98	66.02
7	25	2014	6	12	617	11.48	55	5375	235	382	38.09	61.91
5	31	2014	7	16	614	11.42	56	5375	322	292	52.44	47.56
6	1	2014	1	14	611	11.37	57	5375	390	221	63.83	36.17
8	7	2014	5	17	610	11.35	58	5375	310	300	50.82	49.18
7	26	2014	7	13	609	11.33	59	5375	248	361	40.72	59.28
7	20	2014	1	18	608	11.31	60	5375	409	199	67.27	32.73
7	27	2014	1	16	608	11.31	61	5375	375	233	61.68	38.32
9	6	2014	7	13	607	11.29	62	5375	222	385	36.57	63.43
9	7	2014	1	16	606	11.27	63	5375	376	230	62.05	37.95
8	10	2014	1	17	603	11.22	64	5375	360	243	59.70	40.30
6	1	2014	1	13	601	11.18	65	5375	348	253	57.90	42.10
8	23	2014	7	12	601	11.18	66	5375	233	368	38.77	61.23
9	21	2014	1	12	601	11.18	67	5375	321	280	53.41	46.59
6	15	2014	1	12	598	11.13	68	5375	287	311	47.99	52.01
9	6	2014	7	18	598	11.13	69	5375	399	199	66.72	33.28
9	13	2014	7	16	598	11.13	70	5375	282	316	47.16	52.84
6	1	2014	1	12	597	11.11	71	5375	268	329	44.89	55.11
7	19	2014	7	17	595	11.07	72	5375	338	257	56.81	43.19
8	17	2014	1	19	595	11.07	73	5375	369	226	62.02	37.98
7	27	2014	1	13	594	11.05	74	5375	271	323	45.62	54.38
8	9	2014	7	17	594	11.05	75	5375	332	262	55.89	44.11
8	15	2014	6	16	594	11.05	76	5375	261	333	43.94	56.06
6	29	2014	1	14	593	11.03	77	5375	365	228	61.55	38.45
7	20	2014	1	16	593	11.03	78	5375	334	259	56.32	43.68
8	8	2014	6	16	593	11.03	79	5375	279	314	47.05	52.95
8	23	2014	7	16	593	11.03	80	5375	285	308	48.06	51.94
9	6	2014	7	19	593	11.03	81	5375	362	231	61.05	38.95
9	27	2014	7	12	592	11.01	82	5375	230	362	38.85	61.15
9	28	2014	1	16	592	11.01	83	5375	368	224	62.16	37.84
5	31	2014	7	18	591	11.00	84	5375	383	208	64.81	35.19
9	13	2014	7	13	591	11.00	85	5375	261	330	44.16	55.84
7	6	2014	1	17	590	10.98	86	5375	424	166	71.86	28.14
8	22	2014	6	16	590	10.98	87	5375	241	349	40.85	59.15
6	15	2014	1	16	588	10.94	88	5375	389	199	66.16	33.84
8	31	2014	1	16	588	10.94	89	5375	355	233	60.37	39.63
5	11	2014	1	14	587	10.92	90	5375	331	256	56.39	43.61
9	6	2014	7	16	587	10.92	91	5375	281	306	47.87	52.13
7	26	2014	7	19	586	10.90	92	5375	378	208	64.51	35.49
7	26	2014	7	16	583	10.85	93	5375	316	267	54.20	45.80

MO	DY	YR	DAY OF WK	HR	HR VOL	PERCENT OF AADT	HOUR NUMBER	AADT	EAST VOLUME	WEST VOLUME	PERCENT EAST IS OF TOTAL VOLUME	PERCENT WEST IS OF TOTAL VOLUME
8	3	2014	1	15	583	10.85	94	5375	326	257	55.92	44.08
8	8	2014	6	17	583	10.85	95	5375	282	301	48.37	51.63
9	27	2014	7	16	583	10.85	96	5375	323	260	55.40	44.60
6	29	2014	1	13	582	10.83	97	5375	345	237	59.28	40.72
8	24	2014	1	15	582	10.83	98	5375	316	266	54.30	45.70
9	7	2014	1	17	582	10.83	99	5375	411	171	70.62	29.38
7	20	2014	1	14	581	10.81	100	5375	320	261	55.08	44.92
7	26	2014	7	14	581	10.81	101	5375	228	353	39.24	60.76
8	24	2014	1	17	580	10.79	102	5375	363	217	62.59	37.41
7	20	2014	1	15	578	10.75	103	5375	313	265	54.15	45.85
8	31	2014	1	12	578	10.75	104	5375	200	378	34.60	65.40
8	31	2014	1	13	578	10.75	105	5375	273	305	47.23	52.77
5	25	2014	1	16	577	10.73	106	5375	359	218	62.22	37.78
5	31	2014	7	17	577	10.73	107	5375	301	276	52.17	47.83
7	12	2014	7	17	577	10.73	108	5375	307	270	53.21	46.79
8	10	2014	1	15	577	10.73	109	5375	332	245	57.54	42.46
7	26	2014	7	17	576	10.72	110	5375	284	292	49.31	50.69
7	28	2014	2	12	576	10.72	111	5375	252	324	43.75	56.25
8	16	2014	7	13	576	10.72	112	5375	218	358	37.85	62.15
8	24	2014	1	16	575	10.70	113	5375	313	262	54.43	45.57
8	21	2014	5	12	574	10.68	114	5375	279	295	48.61	51.39
9	21	2014	1	13	574	10.68	115	5375	342	232	59.58	40.42
7	17	2014	5	17	573	10.66	116	5375	264	309	46.07	53.93
8	16	2014	7	12	573	10.66	117	5375	222	351	38.74	61.26
10	3	2014	6	17	573	10.66	118	5375	253	320	44.15	55.85
9	28	2014	1	12	571	10.62	119	5375	287	284	50.26	49.74
5	11	2014	1	15	570	10.60	120	5375	324	246	56.84	43.16
8	1	2014	6	17	570	10.60	121	5375	258	312	45.26	54.74
8	10	2014	1	16	570	10.60	122	5375	331	239	58.07	41.93
9	27	2014	7	15	570	10.60	123	5375	262	308	45.96	54.04
10	5	2014	1	16	570	10.60	124	5375	324	246	56.84	43.16
5	24	2014	7	12	569	10.59	125	5375	185	384	32.51	67.49
6	22	2014	1	15	569	10.59	126	5375	342	227	60.11	39.89
5	10	2014	7	16	568	10.57	127	5375	320	248	56.34	43.66
5	25	2014	1	12	568	10.57	128	5375	228	340	40.14	59.86
7	20	2014	1	17	568	10.57	129	5375	329	239	57.92	42.08
8	24	2014	1	12	568	10.57	130	5375	266	302	46.83	53.17
9	5	2014	6	17	568	10.57	131	5375	266	302	46.83	53.17
5	31	2014	7	15	567	10.55	132	5375	298	269	52.56	47.44
9	7	2014	1	18	567	10.55	133	5375	381	186	67.20	32.80
8	9	2014	7	12	566	10.53	134	5375	222	344	39.22	60.78

MO	DY	YR	DAY OF WK	HR	HR VOL	PERCENT OF AADT	HOUR NUMBER	AADT	EAST VOLUME	WEST VOLUME	PERCENT EAST IS OF TOTAL VOLUME	PERCENT WEST IS OF TOTAL VOLUME
9	20	2014	7	12	566	10.53	135	5375	207	359	36.57	63.43
4	13	2014	1	14	564	10.49	136	5375	334	230	59.22	40.78
7	3	2014	5	17	564	10.49	137	5375	257	307	45.57	54.43
6	8	2014	1	12	563	10.47	138	5375	291	272	51.69	48.31
8	17	2014	1	17	563	10.47	139	5375	338	225	60.04	39.96
8	10	2014	1	14	562	10.46	140	5375	289	273	51.42	48.58
8	22	2014	6	17	562	10.46	141	5375	252	310	44.84	55.16
9	12	2014	6	17	562	10.46	142	5375	254	308	45.20	54.80
9	28	2014	1	15	562	10.46	143	5375	318	244	56.58	43.42
7	13	2014	1	17	561	10.44	144	5375	362	199	64.53	35.47
7	21	2014	2	12	561	10.44	145	5375	267	294	47.59	52.41
8	22	2014	6	12	561	10.44	146	5375	219	342	39.04	60.96
8	10	2014	1	11	560	10.42	147	5375	317	243	56.61	43.39
9	14	2014	1	12	560	10.42	148	5375	274	286	48.93	51.07
5	31	2014	7	13	559	10.40	149	5375	236	323	42.22	57.78
6	22	2014	1	12	559	10.40	150	5375	280	279	50.09	49.91
8	1	2014	6	12	559	10.40	151	5375	209	350	37.39	62.61
8	29	2014	6	12	559	10.40	152	5375	237	322	42.40	57.60
7	11	2014	6	16	558	10.38	153	5375	254	304	45.52	54.48
7	13	2014	1	14	558	10.38	154	5375	331	227	59.32	40.68
9	20	2014	7	17	558	10.38	155	5375	329	229	58.96	41.04
4	13	2014	1	16	557	10.36	156	5375	330	227	59.25	40.75
6	22	2014	1	16	557	10.36	157	5375	332	225	59.61	40.39
7	3	2014	5	18	557	10.36	158	5375	242	315	43.45	56.55
8	31	2014	1	17	557	10.36	159	5375	358	199	64.27	35.73
8	3	2014	1	17	556	10.34	160	5375	363	193	65.29	34.71
8	24	2014	1	13	556	10.34	161	5375	282	274	50.72	49.28
8	23	2014	7	17	555	10.33	162	5375	294	261	52.97	47.03
9	5	2014	6	16	554	10.31	163	5375	252	302	45.49	54.51
10	19	2014	1	16	554	10.31	164	5375	329	225	59.39	40.61
8	30	2014	7	12	553	10.29	165	5375	206	347	37.25	62.75
5	24	2014	7	16	552	10.27	166	5375	237	315	42.93	57.07
8	3	2014	1	16	552	10.27	167	5375	288	264	52.17	47.83
6	27	2014	6	17	550	10.23	168	5375	260	290	47.27	52.73
5	18	2014	1	15	549	10.21	169	5375	339	210	61.75	38.25
8	16	2014	7	16	549	10.21	170	5375	263	286	47.91	52.09
4	13	2014	1	13	548	10.20	171	5375	303	245	55.29	44.71
7	20	2014	1	11	548	10.20	172	5375	306	242	55.84	44.16
8	2	2014	7	16	548	10.20	173	5375	264	284	48.18	51.82
9	28	2014	1	13	547	10.18	174	5375	305	242	55.76	44.24
7	5	2014	7	11	546	10.16	175	5375	251	295	45.97	54.03

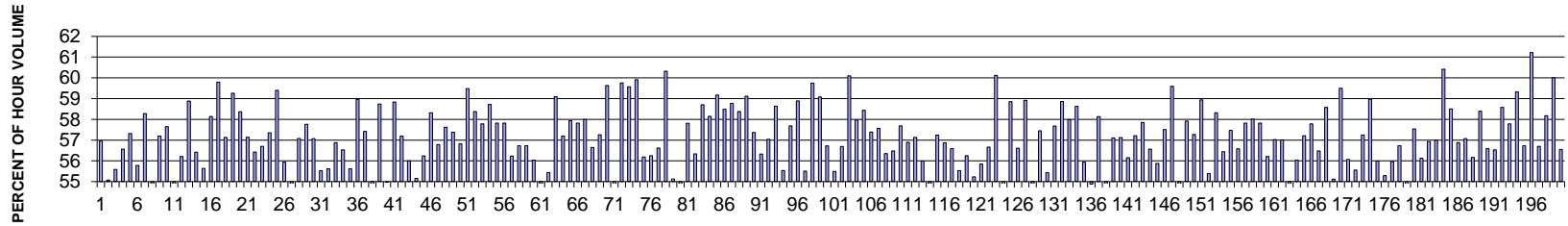
MO	DY	YR	DAY OF WK	HR	HR VOL	PERCENT OF AADT	HOUR NUMBER	AADT	EAST VOLUME	WEST VOLUME	PERCENT EAST IS OF TOTAL VOLUME	PERCENT WEST IS OF TOTAL VOLUME
7	18	2014	6	12	546	10.16	176	5375	200	346	36.63	63.37
7	18	2014	6	16	546	10.16	177	5375	240	306	43.96	56.04
7	27	2014	1	15	546	10.16	178	5375	291	255	53.30	46.70
8	1	2014	6	16	546	10.16	179	5375	253	293	46.34	53.66
9	13	2014	7	12	546	10.16	180	5375	213	333	39.01	60.99
10	5	2014	1	15	546	10.16	181	5375	333	213	60.99	39.01
11	7	2014	6	17	546	10.16	182	5375	235	311	43.04	56.96
7	6	2014	1	11	545	10.14	183	5375	310	235	56.88	43.12
8	24	2014	1	19	545	10.14	184	5375	339	206	62.20	37.80
9	6	2014	7	14	545	10.14	185	5375	225	320	41.28	58.72
7	7	2014	2	12	544	10.12	186	5375	254	290	46.69	53.31
8	17	2014	1	16	544	10.12	187	5375	314	230	57.72	42.28
4	13	2014	1	17	543	10.10	188	5375	361	182	66.48	33.52
7	13	2014	1	15	543	10.10	189	5375	314	229	57.83	42.17
8	24	2014	1	18	543	10.10	190	5375	356	187	65.56	34.44
9	27	2014	7	17	543	10.10	191	5375	321	222	59.12	40.88
6	1	2014	1	18	542	10.08	192	5375	336	206	61.99	38.01
7	4	2014	6	14	542	10.08	193	5375	218	324	40.22	59.78
7	13	2014	1	18	542	10.08	194	5375	357	185	65.87	34.13
7	26	2014	7	11	542	10.08	195	5375	237	305	43.73	56.27
9	6	2014	7	11	542	10.08	196	5375	239	303	44.10	55.90
5	10	2014	7	17	541	10.07	197	5375	331	210	61.18	38.82
6	15	2014	1	14	541	10.07	198	5375	343	198	63.40	36.60
8	15	2014	6	17	541	10.07	199	5375	267	274	49.35	50.65
8	23	2014	7	13	541	10.07	200	5375	258	283	47.69	52.31

**SR 307 MP 2.31 POULSBO ADC SITE R096
K FOR PEAK 200 HOURS OF 2014**



AADT= 16945 K 30 FACTOR= 9.94 K 100 FACTOR= 9.57 K 200 FACTOR= 9.19 D 30 FACTOR= 57.07

**SR 307 MP 2.31 POULSBO ADC SITE R096
D % IN THE PEAK 200 HOURS OF 2014**



MO	DY	YR	DAY OF WK	HR	HR VOL	PERCENT OF AADT	HOUR NUMBER	AADT	NORTH VOLUME	SOUTH VOLUME	PERCENT NORTH IS OF TOTAL VOLUME	PERCENT SOUTH IS OF TOTAL VOLUME
10	2	2014	5	17	1814	10.71	1	16945	1033	781	56.95	43.05
11	7	2014	6	17	1761	10.39	2	16945	970	791	55.08	44.92
6	5	2014	5	17	1752	10.34	3	16945	974	778	55.59	44.41
10	9	2014	5	17	1750	10.33	4	16945	990	760	56.57	43.43
9	4	2014	5	17	1741	10.27	5	16945	998	743	57.32	42.68
9	30	2014	3	17	1730	10.21	6	16945	965	765	55.78	44.22
6	3	2014	3	17	1728	10.20	7	16945	1007	721	58.28	41.72
11	14	2014	6	17	1724	10.17	8	16945	944	780	54.76	45.24
10	7	2014	3	17	1722	10.16	9	16945	985	737	57.20	42.80
11	6	2014	5	17	1719	10.14	10	16945	991	728	57.65	42.35
9	19	2014	6	17	1716	10.13	11	16945	927	789	54.02	45.98

MO	DY	YR	DAY OF WK	HR	HR VOL	PERCENT OF AADT	HOUR NUMBER	AADT	NORTH VOLUME	SOUTH VOLUME	PERCENT NORTH IS OF TOTAL VOLUME	PERCENT SOUTH IS OF TOTAL VOLUME
11	26	2014	4	16	1708	10.08	12	16945	960	748	56.21	43.79
9	26	2014	6	17	1707	10.07	13	16945	1005	702	58.88	41.12
5	22	2014	5	17	1705	10.06	14	16945	962	743	56.42	43.58
4	22	2014	3	17	1702	10.04	15	16945	947	755	55.64	44.36
5	28	2014	4	17	1701	10.04	16	16945	989	712	58.14	41.86
8	6	2014	4	17	1701	10.04	17	16945	1017	684	59.79	40.21
10	3	2014	6	17	1698	10.02	18	16945	970	728	57.13	42.87
8	7	2014	5	17	1696	10.01	19	16945	1005	691	59.26	40.74
9	17	2014	4	17	1696	10.01	20	16945	990	706	58.37	41.63
4	18	2014	6	17	1694	10.00	21	16945	968	726	57.14	42.86
6	9	2014	2	17	1694	10.00	22	16945	956	738	56.43	43.57
10	10	2014	6	17	1693	9.99	23	16945	960	733	56.70	43.30
11	24	2014	2	17	1693	9.99	24	16945	971	722	57.35	42.65
6	13	2014	6	17	1692	9.99	25	16945	1005	687	59.40	40.60
10	31	2014	6	17	1691	9.98	26	16945	946	745	55.94	44.06
4	7	2014	2	17	1689	9.97	27	16945	918	771	54.35	45.65
10	14	2014	3	17	1689	9.97	28	16945	964	725	57.08	42.92
4	10	2014	5	17	1688	9.96	29	16945	975	713	57.76	42.24
9	9	2014	3	17	1684	9.94	30	16945	961	723	57.07	42.93
5	27	2014	3	17	1682	9.93	31	16945	934	748	55.53	44.47
5	20	2014	3	17	1681	9.92	32	16945	935	746	55.62	44.38
8	13	2014	4	17	1679	9.91	33	16945	955	724	56.88	43.12
10	6	2014	2	17	1677	9.90	34	16945	948	729	56.53	43.47
7	15	2014	3	17	1674	9.88	35	16945	931	743	55.62	44.38
11	7	2014	6	16	1674	9.88	36	16945	987	687	58.96	41.04
5	29	2014	5	17	1672	9.87	37	16945	960	712	57.42	42.58
8	26	2014	3	17	1671	9.86	38	16945	916	755	54.82	45.18
6	12	2014	5	17	1670	9.86	39	16945	981	689	58.74	41.26
8	18	2014	2	17	1670	9.86	40	16945	918	752	54.97	45.03
10	3	2014	6	16	1669	9.85	41	16945	982	687	58.84	41.16
6	6	2014	6	17	1668	9.84	42	16945	954	714	57.19	42.81
7	16	2014	4	17	1668	9.84	43	16945	934	734	56.00	44.00
7	17	2014	5	17	1668	9.84	44	16945	920	748	55.16	44.84
11	20	2014	5	17	1666	9.83	45	16945	937	729	56.24	43.76
6	25	2014	4	17	1665	9.83	46	16945	971	694	58.32	41.68
5	30	2014	6	17	1664	9.82	47	16945	945	719	56.79	43.21
5	9	2014	6	17	1661	9.80	48	16945	957	704	57.62	42.38
5	21	2014	4	17	1661	9.80	49	16945	953	708	57.38	42.62
8	27	2014	4	17	1661	9.80	50	16945	944	717	56.83	43.17
11	26	2014	4	17	1661	9.80	51	16945	988	673	59.48	40.52
7	24	2014	5	17	1658	9.78	52	16945	968	690	58.38	41.62

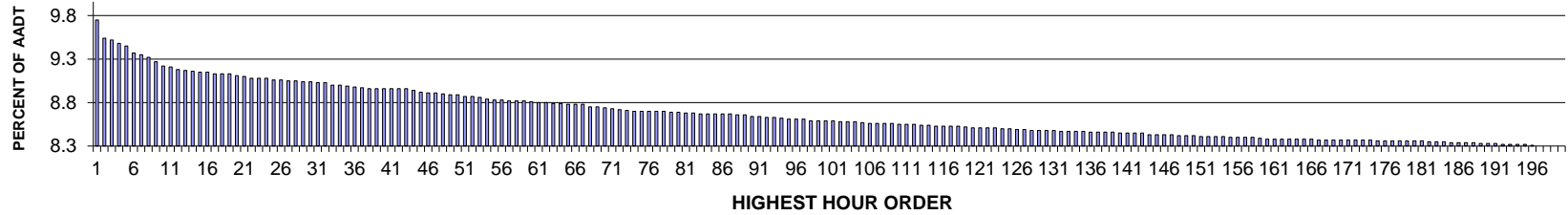
MO	DY	YR	DAY OF WK	HR	HR VOL	PERCENT OF AADT	HOUR NUMBER	AADT	NORTH VOLUME	SOUTH VOLUME	PERCENT NORTH IS OF TOTAL VOLUME	PERCENT SOUTH IS OF TOTAL VOLUME
10	24	2014	6	17	1658	9.78	53	16945	958	700	57.78	42.22
6	2	2014	2	17	1657	9.78	54	16945	973	684	58.72	41.28
10	29	2014	4	17	1655	9.77	55	16945	957	698	57.82	42.18
11	14	2014	6	16	1655	9.77	56	16945	957	698	57.82	42.18
5	15	2014	5	17	1652	9.75	57	16945	929	723	56.23	43.77
5	13	2014	3	17	1650	9.74	58	16945	936	714	56.73	43.27
10	8	2014	4	16	1650	9.74	59	16945	936	714	56.73	43.27
5	2	2014	6	17	1649	9.73	60	16945	924	725	56.03	43.97
5	14	2014	4	17	1647	9.72	61	16945	901	746	54.71	45.29
5	1	2014	5	17	1645	9.71	62	16945	912	733	55.44	44.56
6	26	2014	5	17	1645	9.71	63	16945	972	673	59.09	40.91
10	1	2014	4	17	1645	9.71	64	16945	941	704	57.20	42.80
10	10	2014	6	16	1645	9.71	65	16945	953	692	57.93	42.07
6	11	2014	4	17	1643	9.70	66	16945	950	693	57.82	42.18
8	29	2014	6	16	1643	9.70	67	16945	953	690	58.00	42.00
9	5	2014	6	17	1640	9.68	68	16945	929	711	56.65	43.35
9	16	2014	3	17	1640	9.68	69	16945	939	701	57.26	42.74
10	2	2014	5	18	1640	9.68	70	16945	978	662	59.63	40.37
10	29	2014	4	16	1640	9.68	71	16945	880	760	53.66	46.34
11	18	2014	3	17	1640	9.68	72	16945	980	660	59.76	40.24
11	19	2014	4	17	1640	9.68	73	16945	977	663	59.57	40.43
7	22	2014	3	17	1639	9.67	74	16945	982	657	59.91	40.09
8	19	2014	3	17	1639	9.67	75	16945	921	718	56.19	43.81
10	31	2014	6	16	1639	9.67	76	16945	922	717	56.25	43.75
11	10	2014	2	17	1639	9.67	77	16945	928	711	56.62	43.38
1	10	2014	6	17	1638	9.67	78	16945	988	650	60.32	39.68
5	12	2014	2	17	1638	9.67	79	16945	903	735	55.13	44.87
5	16	2014	6	17	1638	9.67	80	16945	897	741	54.76	45.24
10	2	2014	5	16	1638	9.67	81	16945	947	691	57.81	42.19
11	19	2014	4	16	1633	9.64	82	16945	920	713	56.34	43.66
2	12	2014	4	17	1632	9.63	83	16945	958	674	58.70	41.30
6	4	2014	4	17	1632	9.63	84	16945	949	683	58.15	41.85
9	29	2014	2	17	1631	9.63	85	16945	965	666	59.17	40.83
11	21	2014	6	17	1631	9.63	86	16945	954	677	58.49	41.51
9	11	2014	5	17	1630	9.62	87	16945	958	672	58.77	41.23
5	30	2014	6	16	1629	9.61	88	16945	951	678	58.38	41.62
8	14	2014	5	17	1629	9.61	89	16945	963	666	59.12	40.88
7	29	2014	3	17	1628	9.61	90	16945	934	694	57.37	42.63
10	1	2014	4	16	1628	9.61	91	16945	917	711	56.33	43.67
6	24	2014	3	17	1627	9.60	92	16945	928	699	57.04	42.96
11	25	2014	3	17	1627	9.60	93	16945	954	673	58.64	41.36

MO	DY	YR	DAY OF WK	HR	HR VOL	PERCENT OF AADT	HOUR NUMBER	AADT	NORTH VOLUME	SOUTH VOLUME	PERCENT NORTH IS OF TOTAL VOLUME	PERCENT SOUTH IS OF TOTAL VOLUME
4	15	2014	3	17	1626	9.60	94	16945	903	723	55.54	44.46
9	10	2014	4	17	1626	9.60	95	16945	938	688	57.69	42.31
8	5	2014	3	17	1625	9.59	96	16945	957	668	58.89	41.11
9	18	2014	5	17	1625	9.59	97	16945	902	723	55.51	44.49
11	3	2014	2	17	1625	9.59	98	16945	971	654	59.75	40.25
11	12	2014	4	17	1625	9.59	99	16945	960	665	59.08	40.92
6	10	2014	3	17	1622	9.57	100	16945	920	702	56.72	43.28
10	27	2014	2	17	1622	9.57	101	16945	900	722	55.49	44.51
10	16	2014	5	17	1621	9.57	102	16945	919	702	56.69	43.31
8	28	2014	5	17	1619	9.55	103	16945	973	646	60.10	39.90
9	30	2014	3	16	1618	9.55	104	16945	938	680	57.97	42.03
1	17	2014	6	17	1617	9.54	105	16945	945	672	58.44	41.56
3	12	2014	4	17	1617	9.54	106	16945	928	689	57.39	42.61
7	14	2014	2	17	1614	9.52	107	16945	929	685	57.56	42.44
1	31	2014	6	17	1613	9.52	108	16945	909	704	56.35	43.65
4	28	2014	2	17	1613	9.52	109	16945	911	702	56.48	43.52
5	7	2014	4	17	1612	9.51	110	16945	930	682	57.69	42.31
7	31	2014	5	17	1612	9.51	111	16945	917	695	56.89	43.11
10	21	2014	3	17	1612	9.51	112	16945	921	691	57.13	42.87
5	23	2014	6	17	1611	9.51	113	16945	902	709	55.99	44.01
6	19	2014	5	17	1611	9.51	114	16945	882	729	54.75	45.25
2	14	2014	6	17	1609	9.50	115	16945	921	688	57.24	42.76
9	25	2014	5	17	1609	9.50	116	16945	915	694	56.87	43.13
4	16	2014	4	17	1608	9.49	117	16945	910	698	56.59	43.41
5	2	2014	6	16	1608	9.49	118	16945	893	715	55.53	44.47
8	11	2014	2	17	1607	9.48	119	16945	904	703	56.25	43.75
1	30	2014	5	17	1606	9.48	120	16945	887	719	55.23	44.77
4	30	2014	4	17	1606	9.48	121	16945	897	709	55.85	44.15
11	6	2014	5	16	1606	9.48	122	16945	910	696	56.66	43.34
8	12	2014	3	17	1605	9.47	123	16945	965	640	60.12	39.88
9	17	2014	4	16	1605	9.47	124	16945	877	728	54.64	45.36
4	25	2014	6	17	1604	9.47	125	16945	944	660	58.85	41.15
8	1	2014	6	17	1604	9.47	126	16945	908	696	56.61	43.39
8	15	2014	6	17	1604	9.47	127	16945	945	659	58.92	41.08
4	17	2014	5	17	1603	9.46	128	16945	878	725	54.77	45.23
7	30	2014	4	17	1603	9.46	129	16945	921	682	57.45	42.55
2	4	2014	3	17	1602	9.45	130	16945	888	714	55.43	44.57
4	11	2014	6	17	1602	9.45	131	16945	924	678	57.68	42.32
9	2	2014	3	17	1602	9.45	132	16945	943	659	58.86	41.14
9	8	2014	2	17	1602	9.45	133	16945	929	673	57.99	42.01
2	28	2014	6	16	1600	9.44	134	16945	938	662	58.63	41.38

MO	DY	YR	DAY OF WK	HR	HR VOL	PERCENT OF AADT	HOUR NUMBER	AADT	NORTH VOLUME	SOUTH VOLUME	PERCENT NORTH IS OF TOTAL VOLUME	PERCENT SOUTH IS OF TOTAL VOLUME
5	29	2014	5	16	1600	9.44	135	16945	895	705	55.94	44.06
9	4	2014	5	16	1600	9.44	136	16945	878	722	54.88	45.13
9	19	2014	6	16	1600	9.44	137	16945	930	670	58.13	41.88
4	8	2014	3	17	1597	9.42	138	16945	872	725	54.60	45.40
11	13	2014	5	17	1597	9.42	139	16945	912	685	57.11	42.89
9	24	2014	4	17	1595	9.41	140	16945	911	684	57.12	42.88
9	15	2014	2	17	1594	9.41	141	16945	895	699	56.15	43.85
10	17	2014	6	17	1594	9.41	142	16945	912	682	57.21	42.79
3	14	2014	6	17	1592	9.40	143	16945	921	671	57.85	42.15
4	21	2014	2	17	1591	9.39	144	16945	900	691	56.57	43.43
4	29	2014	3	17	1591	9.39	145	16945	889	702	55.88	44.12
9	12	2014	6	17	1591	9.39	146	16945	915	676	57.51	42.49
11	5	2014	4	17	1591	9.39	147	16945	948	643	59.59	40.41
5	28	2014	4	16	1590	9.38	148	16945	855	735	53.77	46.23
10	15	2014	4	17	1590	9.38	149	16945	921	669	57.92	42.08
3	21	2014	6	17	1589	9.38	150	16945	910	679	57.27	42.73
6	17	2014	3	17	1588	9.37	151	16945	936	652	58.94	41.06
6	6	2014	6	16	1587	9.37	152	16945	879	708	55.39	44.61
8	21	2014	5	17	1586	9.36	153	16945	925	661	58.32	41.68
2	25	2014	3	17	1584	9.35	154	16945	894	690	56.44	43.56
4	3	2014	5	17	1580	9.32	155	16945	908	672	57.47	42.53
10	30	2014	5	17	1580	9.32	156	16945	894	686	56.58	43.42
3	20	2014	5	17	1579	9.32	157	16945	913	666	57.82	42.18
7	23	2014	4	17	1579	9.32	158	16945	916	663	58.01	41.99
8	15	2014	6	16	1579	9.32	159	16945	913	666	57.82	42.18
4	23	2014	4	17	1578	9.31	160	16945	887	691	56.21	43.79
9	24	2014	4	18	1578	9.31	161	16945	900	678	57.03	42.97
8	14	2014	5	16	1577	9.31	162	16945	899	678	57.01	42.99
9	2	2014	3	16	1577	9.31	163	16945	836	741	53.01	46.99
2	20	2014	5	17	1576	9.30	164	16945	883	693	56.03	43.97
4	11	2014	6	16	1575	9.29	165	16945	901	674	57.21	42.79
6	16	2014	2	17	1575	9.29	166	16945	910	665	57.78	42.22
3	7	2014	6	17	1574	9.29	167	16945	889	685	56.48	43.52
7	18	2014	6	17	1574	9.29	168	16945	922	652	58.58	41.42
5	14	2014	4	16	1573	9.28	169	16945	867	706	55.12	44.88
7	17	2014	5	18	1573	9.28	170	16945	936	637	59.50	40.50
7	25	2014	6	17	1573	9.28	171	16945	882	691	56.07	43.93
10	17	2014	6	16	1573	9.28	172	16945	874	699	55.56	44.44
7	25	2014	6	16	1572	9.28	173	16945	900	672	57.25	42.75
11	4	2014	3	17	1572	9.28	174	16945	927	645	58.97	41.03
8	4	2014	2	17	1570	9.27	175	16945	879	691	55.99	44.01

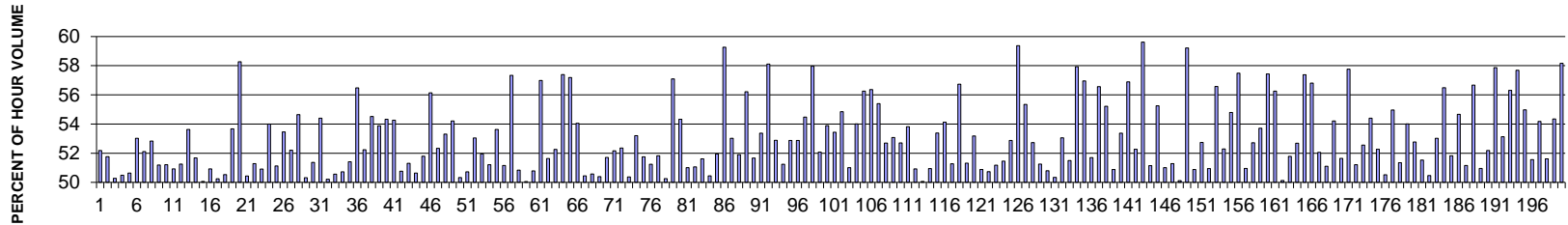
MO	DY	YR	DAY OF WK	HR	HR VOL	PERCENT OF AADT	HOUR NUMBER	AADT	NORTH VOLUME	SOUTH VOLUME	PERCENT NORTH IS OF TOTAL VOLUME	PERCENT SOUTH IS OF TOTAL VOLUME
11	3	2014	2	16	1570	9.27	176	16945	868	702	55.29	44.71
1	24	2014	6	17	1567	9.25	177	16945	877	690	55.97	44.03
9	24	2014	4	16	1567	9.25	178	16945	889	678	56.73	43.27
11	26	2014	4	15	1567	9.25	179	16945	856	711	54.63	45.37
5	8	2014	5	17	1566	9.24	180	16945	901	665	57.54	42.46
10	20	2014	2	17	1566	9.24	181	16945	879	687	56.13	43.87
2	27	2014	5	17	1565	9.24	182	16945	891	674	56.93	43.07
2	28	2014	6	17	1565	9.24	183	16945	892	673	57.00	43.00
6	18	2014	4	17	1564	9.23	184	16945	945	619	60.42	39.58
10	15	2014	4	16	1564	9.23	185	16945	915	649	58.50	41.50
2	7	2014	6	17	1563	9.22	186	16945	889	674	56.88	43.12
3	25	2014	3	17	1563	9.22	187	16945	892	671	57.07	42.93
9	11	2014	5	16	1563	9.22	188	16945	878	685	56.17	43.83
2	19	2014	4	17	1562	9.22	189	16945	912	650	58.39	41.61
4	9	2014	4	17	1562	9.22	190	16945	884	678	56.59	43.41
8	25	2014	2	17	1562	9.22	191	16945	883	679	56.53	43.47
10	8	2014	4	18	1562	9.22	192	16945	915	647	58.58	41.42
5	23	2014	6	16	1561	9.21	193	16945	902	659	57.78	42.22
10	9	2014	5	18	1561	9.21	194	16945	926	635	59.32	40.68
2	13	2014	5	17	1560	9.21	195	16945	885	675	56.73	43.27
8	22	2014	6	17	1560	9.21	196	16945	955	605	61.22	38.78
9	22	2014	2	17	1559	9.20	197	16945	884	675	56.70	43.30
10	6	2014	2	16	1559	9.20	198	16945	907	652	58.18	41.82
1	7	2014	3	17	1558	9.19	199	16945	935	623	60.01	39.99
7	28	2014	2	17	1558	9.19	200	16945	881	677	56.55	43.45

**SR 005 MP 100.54 TUMWATER BLVD ADC SITE R097
K FOR PEAK 200 HOURS OF 2014**



AADT= 71220 K 30 FACTOR= 9.08 K 100 FACTOR= 8.63 K 200 FACTOR= 8.34 D 30 FACTOR= 51.37

**SR 005 MP 100.54 TUMWATER BLVD ADC SITE R097
D % IN THE PEAK 200 HOURS OF 2014**



MO	DY	YR	DAY OF WK	HR	HR VOL	PERCENT OF AADT	HOUR NUMBER	AADT	NORTH VOLUME	SOUTH VOLUME	PERCENT NORTH IS OF TOTAL VOLUME	PERCENT SOUTH IS OF TOTAL VOLUME
11	30	2014	1	13	6973	9.79	1	71220	3334	3639	47.81	52.19
11	30	2014	1	14	6822	9.58	2	71220	3291	3531	48.24	51.76
12	26	2014	6	13	6810	9.56	3	71220	3386	3424	49.72	50.28
12	26	2014	6	14	6778	9.52	4	71220	3356	3422	49.51	50.49
8	15	2014	6	17	6759	9.49	5	71220	3336	3423	49.36	50.64
8	8	2014	6	17	6701	9.41	6	71220	3148	3553	46.98	53.02
7	20	2014	1	16	6691	9.39	7	71220	3487	3204	52.11	47.89
8	22	2014	6	16	6663	9.36	8	71220	3143	3520	47.17	52.83
8	17	2014	1	13	6634	9.31	9	71220	3396	3238	51.19	48.81
7	11	2014	6	17	6592	9.26	10	71220	3216	3376	48.79	51.21
8	15	2014	6	16	6591	9.25	11	71220	3235	3356	49.08	50.92

MO	DY	YR	DAY OF WK	HR	HR VOL	PERCENT OF AADT	HOUR NUMBER	AADT	NORTH VOLUME	SOUTH VOLUME	PERCENT NORTH IS OF TOTAL VOLUME	PERCENT SOUTH IS OF TOTAL VOLUME
12	27	2014	7	13	6564	9.22	12	71220	3200	3364	48.75	51.25
8	22	2014	6	17	6558	9.21	13	71220	3041	3517	46.37	53.63
8	17	2014	1	15	6550	9.20	14	71220	3385	3165	51.68	48.32
8	24	2014	1	13	6545	9.19	15	71220	3268	3277	49.93	50.07
12	27	2014	7	14	6542	9.19	16	71220	3331	3211	50.92	49.08
7	11	2014	6	16	6533	9.17	17	71220	3283	3250	50.25	49.75
7	20	2014	1	14	6533	9.17	18	71220	3301	3232	50.53	49.47
8	8	2014	6	18	6531	9.17	19	71220	3026	3505	46.33	53.67
11	26	2014	4	17	6520	9.15	20	71220	2721	3799	41.73	58.27
7	27	2014	1	13	6507	9.14	21	71220	3282	3225	50.44	49.56
8	22	2014	6	15	6496	9.12	22	71220	3164	3332	48.71	51.29
11	30	2014	1	15	6496	9.12	23	71220	3307	3189	50.91	49.09
11	26	2014	4	16	6493	9.12	24	71220	2987	3506	46.00	54.00
8	30	2014	7	12	6482	9.10	25	71220	3314	3168	51.13	48.87
12	24	2014	4	13	6481	9.10	26	71220	3016	3465	46.54	53.46
8	24	2014	1	14	6474	9.09	27	71220	3380	3094	52.21	47.79
12	26	2014	6	12	6471	9.09	28	71220	2935	3536	45.36	54.64
11	26	2014	4	13	6468	9.08	29	71220	3255	3213	50.32	49.68
12	27	2014	7	15	6467	9.08	30	71220	3322	3145	51.37	48.63
8	29	2014	6	16	6460	9.07	31	71220	2946	3514	45.60	54.40
8	17	2014	1	14	6459	9.07	32	71220	3216	3243	49.79	50.21
7	13	2014	1	17	6435	9.04	33	71220	3254	3181	50.57	49.43
8	22	2014	6	14	6435	9.04	34	71220	3171	3264	49.28	50.72
8	8	2014	6	16	6433	9.03	35	71220	3126	3307	48.59	51.41
8	23	2014	7	11	6423	9.02	36	71220	2795	3628	43.52	56.48
12	27	2014	7	12	6420	9.01	37	71220	3066	3354	47.76	52.24
8	16	2014	7	11	6412	9.00	38	71220	2916	3496	45.48	54.52
6	13	2014	6	15	6411	9.00	39	71220	2957	3454	46.12	53.88
6	13	2014	6	16	6411	9.00	40	71220	2928	3483	45.67	54.33
8	15	2014	6	18	6410	9.00	41	71220	2932	3478	45.74	54.26
11	29	2014	7	13	6409	9.00	42	71220	3254	3155	50.77	49.23
12	26	2014	6	15	6408	9.00	43	71220	3120	3288	48.69	51.31
8	15	2014	6	14	6398	8.98	44	71220	3240	3158	50.64	49.36
8	16	2014	7	12	6379	8.96	45	71220	3075	3304	48.21	51.79
11	27	2014	5	11	6375	8.95	46	71220	2796	3579	43.86	56.14
8	23	2014	7	12	6373	8.95	47	71220	3038	3335	47.67	52.33
12	26	2014	6	16	6368	8.94	48	71220	2973	3395	46.69	53.31
7	19	2014	7	11	6361	8.93	49	71220	2913	3448	45.79	54.21
8	15	2014	6	15	6360	8.93	50	71220	3159	3201	49.67	50.33
8	24	2014	1	12	6349	8.91	51	71220	3220	3129	50.72	49.28
8	24	2014	1	15	6346	8.91	52	71220	3366	2980	53.04	46.96

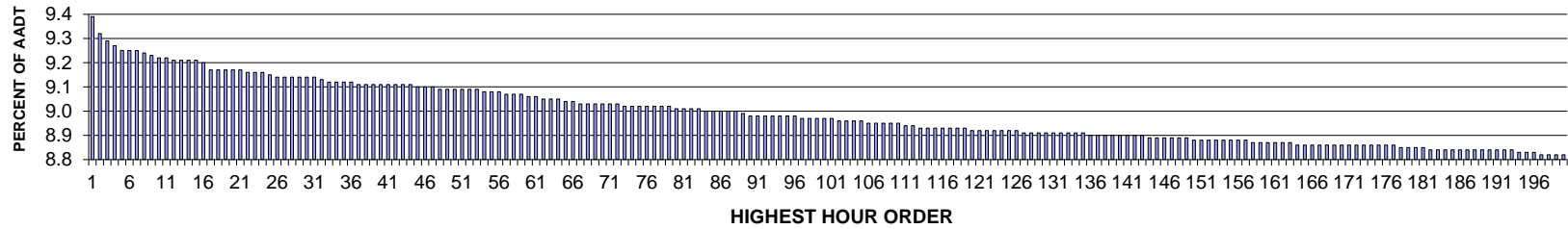
MO	DY	YR	DAY OF WK	HR	HR VOL	PERCENT OF AADT	HOUR NUMBER	AADT	NORTH VOLUME	SOUTH VOLUME	PERCENT NORTH IS OF TOTAL VOLUME	PERCENT SOUTH IS OF TOTAL VOLUME
11	29	2014	7	14	6341	8.90	53	71220	3294	3047	51.95	48.05
7	20	2014	1	13	6327	8.88	54	71220	3240	3087	51.21	48.79
8	17	2014	1	16	6315	8.87	55	71220	3387	2928	53.63	46.37
11	26	2014	4	14	6315	8.87	56	71220	3231	3084	51.16	48.84
7	18	2014	6	18	6311	8.86	57	71220	2692	3619	42.66	57.34
11	28	2014	6	15	6310	8.86	58	71220	3208	3102	50.84	49.16
8	10	2014	1	15	6309	8.86	59	71220	3158	3151	50.06	49.94
8	16	2014	7	13	6303	8.85	60	71220	3102	3201	49.21	50.79
5	24	2014	7	11	6296	8.84	61	71220	2708	3588	43.01	56.99
7	13	2014	1	18	6293	8.84	62	71220	3249	3044	51.63	48.37
8	29	2014	6	14	6290	8.83	63	71220	3003	3287	47.74	52.26
5	23	2014	6	17	6287	8.83	64	71220	2679	3608	42.61	57.39
6	13	2014	6	17	6283	8.82	65	71220	2690	3593	42.81	57.19
7	20	2014	1	17	6283	8.82	66	71220	3396	2887	54.05	45.95
8	10	2014	1	14	6283	8.82	67	71220	3113	3170	49.55	50.45
8	17	2014	1	12	6258	8.79	68	71220	3093	3165	49.42	50.58
7	11	2014	6	15	6257	8.79	69	71220	3153	3104	50.39	49.61
6	13	2014	6	14	6256	8.78	70	71220	3021	3235	48.29	51.71
6	20	2014	6	15	6249	8.77	71	71220	2989	3260	47.83	52.17
5	24	2014	7	12	6240	8.76	72	71220	2973	3267	47.64	52.36
8	3	2014	1	14	6232	8.75	73	71220	3139	3093	50.37	49.63
8	3	2014	1	17	6228	8.74	74	71220	3313	2915	53.20	46.80
7	25	2014	6	15	6226	8.74	75	71220	3004	3222	48.25	51.75
8	30	2014	7	15	6225	8.74	76	71220	3190	3035	51.24	48.76
7	20	2014	1	15	6224	8.74	77	71220	3226	2998	51.83	48.17
7	6	2014	1	14	6222	8.74	78	71220	3095	3127	49.74	50.26
5	23	2014	6	18	6218	8.73	79	71220	2668	3550	42.91	57.09
7	18	2014	6	16	6216	8.73	80	71220	2839	3377	45.67	54.33
8	10	2014	1	13	6210	8.72	81	71220	3042	3168	48.99	51.01
8	22	2014	6	13	6210	8.72	82	71220	3039	3171	48.94	51.06
7	6	2014	1	13	6204	8.71	83	71220	3202	3002	51.61	48.39
7	19	2014	7	12	6204	8.71	84	71220	3074	3130	49.55	50.45
7	26	2014	7	11	6201	8.71	85	71220	2980	3221	48.06	51.94
6	13	2014	6	18	6200	8.71	86	71220	2526	3674	40.74	59.26
11	26	2014	4	12	6200	8.71	87	71220	2913	3287	46.98	53.02
8	29	2014	6	15	6196	8.70	88	71220	2980	3216	48.10	51.90
6	27	2014	6	17	6195	8.70	89	71220	2713	3482	43.79	56.21
7	18	2014	6	15	6183	8.68	90	71220	2988	3195	48.33	51.67
8	17	2014	1	17	6183	8.68	91	71220	3300	2883	53.37	46.63
8	22	2014	6	18	6174	8.67	92	71220	2586	3588	41.89	58.11
8	23	2014	7	14	6173	8.67	93	71220	2909	3264	47.12	52.88

MO	DY	YR	DAY OF WK	HR	HR VOL	PERCENT OF AADT	HOUR NUMBER	AADT	NORTH VOLUME	SOUTH VOLUME	PERCENT NORTH IS OF TOTAL VOLUME	PERCENT SOUTH IS OF TOTAL VOLUME
7	25	2014	6	14	6169	8.66	94	71220	3161	3008	51.24	48.76
6	27	2014	6	14	6158	8.65	95	71220	2902	3256	47.13	52.87
8	8	2014	6	15	6158	8.65	96	71220	2902	3256	47.13	52.87
9	19	2014	6	17	6157	8.65	97	71220	2803	3354	45.53	54.47
2	14	2014	6	17	6146	8.63	98	71220	2584	3562	42.04	57.96
7	12	2014	7	12	6146	8.63	99	71220	2945	3201	47.92	52.08
8	9	2014	7	11	6144	8.63	100	71220	2833	3311	46.11	53.89
8	24	2014	1	16	6143	8.63	101	71220	3283	2860	53.44	46.56
3	21	2014	6	17	6142	8.62	102	71220	2773	3369	45.15	54.85
8	3	2014	1	13	6142	8.62	103	71220	3133	3009	51.01	48.99
11	29	2014	7	15	6136	8.62	104	71220	3314	2822	54.01	45.99
7	18	2014	6	17	6135	8.61	105	71220	2684	3451	43.75	56.25
7	25	2014	6	17	6128	8.60	106	71220	2674	3454	43.64	56.36
5	23	2014	6	16	6126	8.60	107	71220	2732	3394	44.60	55.40
11	30	2014	1	16	6124	8.60	108	71220	3227	2897	52.69	47.31
8	1	2014	6	16	6123	8.60	109	71220	2873	3250	46.92	53.08
8	23	2014	7	13	6121	8.59	110	71220	2895	3226	47.30	52.70
12	24	2014	4	15	6120	8.59	111	71220	2826	3294	46.18	53.82
11	28	2014	6	13	6118	8.59	112	71220	3002	3116	49.07	50.93
7	27	2014	1	14	6108	8.58	113	71220	3050	3058	49.93	50.07
8	29	2014	6	13	6108	8.58	114	71220	2996	3112	49.05	50.95
6	27	2014	6	16	6103	8.57	115	71220	2845	3258	46.62	53.38
7	25	2014	6	16	6102	8.57	116	71220	2799	3303	45.87	54.13
11	28	2014	6	14	6102	8.57	117	71220	3129	2973	51.28	48.72
10	10	2014	6	17	6101	8.57	118	71220	2640	3461	43.27	56.73
7	26	2014	7	12	6097	8.56	119	71220	2968	3129	48.68	51.32
8	29	2014	6	17	6091	8.55	120	71220	2852	3239	46.82	53.18
6	20	2014	6	14	6089	8.55	121	71220	2991	3098	49.12	50.88
7	12	2014	7	13	6087	8.55	122	71220	2999	3088	49.27	50.73
8	16	2014	7	14	6086	8.55	123	71220	2971	3115	48.82	51.18
7	13	2014	1	13	6084	8.54	124	71220	3131	2953	51.46	48.54
7	3	2014	5	16	6081	8.54	125	71220	2866	3215	47.13	52.87
2	14	2014	6	18	6075	8.53	126	71220	2468	3607	40.63	59.37
6	20	2014	6	17	6075	8.53	127	71220	2713	3362	44.66	55.34
8	10	2014	1	17	6071	8.52	128	71220	3201	2870	52.73	47.27
6	15	2014	1	16	6070	8.52	129	71220	3111	2959	51.25	48.75
7	18	2014	6	14	6065	8.52	130	71220	2984	3081	49.20	50.80
8	1	2014	6	13	6065	8.52	131	71220	3053	3012	50.34	49.66
8	15	2014	6	13	6064	8.51	132	71220	2847	3217	46.95	53.05
8	2	2014	7	12	6060	8.51	133	71220	2939	3121	48.50	51.50
8	1	2014	6	17	6059	8.51	134	71220	2549	3510	42.07	57.93

MO	DY	YR	DAY OF WK	HR	HR VOL	PERCENT OF AADT	HOUR NUMBER	AADT	NORTH VOLUME	SOUTH VOLUME	PERCENT NORTH IS OF TOTAL VOLUME	PERCENT SOUTH IS OF TOTAL VOLUME
9	5	2014	6	17	6058	8.51	135	71220	2608	3450	43.05	56.95
3	22	2014	7	12	6056	8.50	136	71220	3131	2925	51.70	48.30
2	14	2014	6	16	6055	8.50	137	71220	2630	3425	43.44	56.56
2	21	2014	6	17	6054	8.50	138	71220	2711	3343	44.78	55.22
7	20	2014	1	12	6053	8.50	139	71220	2973	3080	49.12	50.88
8	24	2014	1	17	6050	8.49	140	71220	3229	2821	53.37	46.63
7	25	2014	6	18	6049	8.49	141	71220	2608	3441	43.11	56.89
3	21	2014	6	16	6047	8.49	142	71220	2886	3161	47.73	52.27
1	17	2014	6	17	6046	8.49	143	71220	2442	3604	40.39	59.61
12	28	2014	1	13	6035	8.47	144	71220	3087	2948	51.15	48.85
9	1	2014	2	15	6034	8.47	145	71220	3334	2700	55.25	44.75
6	29	2014	1	14	6032	8.47	146	71220	3077	2955	51.01	48.99
8	30	2014	7	16	6031	8.47	147	71220	2938	3093	48.71	51.29
7	18	2014	6	13	6026	8.46	148	71220	3006	3020	49.88	50.12
3	28	2014	6	18	6023	8.46	149	71220	2457	3566	40.79	59.21
8	8	2014	6	12	6022	8.46	150	71220	2958	3064	49.12	50.88
4	25	2014	6	15	6018	8.45	151	71220	2844	3174	47.26	52.74
12	23	2014	3	14	6018	8.45	152	71220	2952	3066	49.05	50.95
7	3	2014	5	17	6016	8.45	153	71220	2613	3403	43.43	56.57
7	27	2014	1	16	6016	8.45	154	71220	3146	2870	52.29	47.71
9	5	2014	6	16	6014	8.44	155	71220	2719	3295	45.21	54.79
10	3	2014	6	18	6013	8.44	156	71220	2557	3456	42.52	57.48
3	30	2014	1	15	6011	8.44	157	71220	3063	2948	50.96	49.04
5	24	2014	7	13	6009	8.44	158	71220	2841	3168	47.28	52.72
5	23	2014	6	15	6001	8.43	159	71220	2778	3223	46.29	53.71
3	14	2014	6	17	6000	8.42	160	71220	2554	3446	42.57	57.43
6	27	2014	6	15	6000	8.42	161	71220	2625	3375	43.75	56.25
8	1	2014	6	15	5998	8.42	162	71220	2991	3007	49.87	50.13
8	23	2014	7	15	5998	8.42	163	71220	2892	3106	48.22	51.78
4	18	2014	6	16	5997	8.42	164	71220	2838	3159	47.32	52.68
4	18	2014	6	17	5995	8.42	165	71220	2555	3440	42.62	57.38
5	2	2014	6	17	5995	8.42	166	71220	2589	3406	43.19	56.81
7	19	2014	7	13	5993	8.41	167	71220	2873	3120	47.94	52.06
7	6	2014	1	15	5992	8.41	168	71220	3062	2930	51.10	48.90
3	14	2014	6	16	5991	8.41	169	71220	2743	3248	45.79	54.21
8	9	2014	7	12	5990	8.41	170	71220	2896	3094	48.35	51.65
8	14	2014	5	18	5989	8.41	171	71220	2530	3459	42.24	57.76
8	30	2014	7	11	5989	8.41	172	71220	2922	3067	48.79	51.21
7	13	2014	1	14	5987	8.41	173	71220	3147	2840	52.56	47.44
8	2	2014	7	11	5987	8.41	174	71220	2730	3257	45.60	54.40
6	20	2014	6	13	5986	8.40	175	71220	2857	3129	47.73	52.27

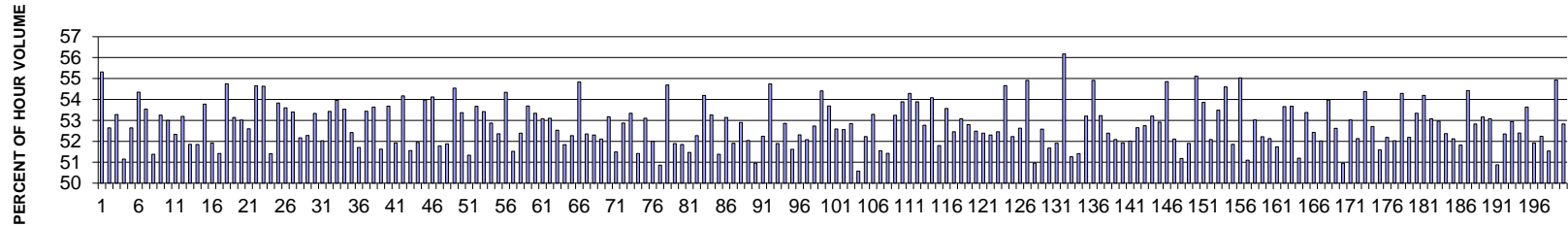
MO	DY	YR	DAY OF WK	HR	HR VOL	PERCENT OF AADT	HOUR NUMBER	AADT	NORTH VOLUME	SOUTH VOLUME	PERCENT NORTH IS OF TOTAL VOLUME	PERCENT SOUTH IS OF TOTAL VOLUME
8	9	2014	7	13	5984	8.40	176	71220	2961	3023	49.48	50.52
2	14	2014	6	15	5983	8.40	177	71220	2695	3288	45.04	54.96
8	1	2014	6	12	5983	8.40	178	71220	2911	3072	48.65	51.35
5	23	2014	6	14	5982	8.40	179	71220	2751	3231	45.99	54.01
12	27	2014	7	16	5982	8.40	180	71220	3157	2825	52.77	47.23
7	27	2014	1	12	5979	8.40	181	71220	3081	2898	51.53	48.47
12	24	2014	4	14	5978	8.39	182	71220	2961	3017	49.53	50.47
6	20	2014	6	16	5977	8.39	183	71220	2808	3169	46.98	53.02
4	4	2014	6	17	5974	8.39	184	71220	2599	3375	43.51	56.49
7	13	2014	1	12	5971	8.38	185	71220	3095	2876	51.83	48.17
6	29	2014	1	17	5968	8.38	186	71220	3263	2705	54.67	45.33
12	19	2014	6	15	5968	8.38	187	71220	3053	2915	51.16	48.84
3	7	2014	6	17	5966	8.38	188	71220	2585	3381	43.33	56.67
8	10	2014	1	12	5964	8.37	189	71220	2925	3039	49.04	50.96
7	6	2014	1	16	5963	8.37	190	71220	3112	2851	52.19	47.81
4	4	2014	6	18	5961	8.37	191	71220	2512	3449	42.14	57.86
8	2	2014	7	13	5953	8.36	192	71220	2790	3163	46.87	53.13
10	10	2014	6	18	5953	8.36	193	71220	2601	3352	43.69	56.31
8	1	2014	6	18	5952	8.36	194	71220	2518	3434	42.31	57.69
11	29	2014	7	16	5951	8.36	195	71220	3271	2680	54.97	45.03
7	3	2014	5	15	5945	8.35	196	71220	2880	3065	48.44	51.56
10	10	2014	6	16	5940	8.34	197	71220	2722	3218	45.82	54.18
7	25	2014	6	13	5937	8.34	198	71220	3064	2873	51.61	48.39
8	14	2014	5	16	5937	8.34	199	71220	2710	3227	45.65	54.35
10	3	2014	6	17	5937	8.34	200	71220	2484	3453	41.84	58.16

**SR 101 MP 366.88 COOPER POINT ADC SITE R098
K FOR PEAK 200 HOURS OF 2014**



AADT= 95572 K 30 FACTOR= 9.14 K 100 FACTOR= 8.97 K 200 FACTOR= 8.82 D 30 FACTOR= 53.33

**SR 101 MP 366.88 COOPER POINT ADC SITE R098
D % IN THE PEAK 200 HOURS OF 2014**



MO	DY	YR	DAY OF WK	HR	HR VOL	PERCENT OF AADT	HOUR NUMBER	AADT	EAST VOLUME	WEST VOLUME	PERCENT EAST IS OF TOTAL VOLUME	PERCENT WEST IS OF TOTAL VOLUME
2	26	2014	4	18	8971	9.39	1	95572	4009	4962	44.69	55.31
6	11	2014	4	18	8908	9.32	2	95572	4219	4689	47.36	52.64
5	15	2014	5	17	8874	9.29	3	95572	4146	4728	46.72	53.28
6	13	2014	6	17	8855	9.27	4	95572	4529	4326	51.15	48.85
6	4	2014	4	17	8843	9.25	5	95572	4188	4655	47.36	52.64
4	15	2014	3	18	8841	9.25	6	95572	4036	4805	45.65	54.35
5	7	2014	4	17	8838	9.25	7	95572	4106	4732	46.46	53.54
7	10	2014	5	17	8834	9.24	8	95572	4295	4539	48.62	51.38
4	15	2014	3	17	8824	9.23	9	95572	4125	4699	46.75	53.25
5	21	2014	4	18	8815	9.22	10	95572	4143	4672	47.00	53.00
12	17	2014	4	17	8814	9.22	11	95572	4202	4612	47.67	52.33

MO	DY	YR	DAY OF WK	HR	HR VOL	PERCENT OF AADT	HOUR NUMBER	AADT	EAST VOLUME	WEST VOLUME	PERCENT EAST IS OF TOTAL VOLUME	PERCENT WEST IS OF TOTAL VOLUME
5	2	2014	6	17	8804	9.21	12	95572	4121	4683	46.81	53.19
10	9	2014	5	18	8803	9.21	13	95572	4238	4565	48.14	51.86
10	10	2014	6	17	8803	9.21	14	95572	4239	4564	48.15	51.85
5	6	2014	3	17	8801	9.21	15	95572	4068	4733	46.22	53.78
4	18	2014	6	17	8796	9.20	16	95572	4229	4567	48.08	51.92
10	2	2014	5	18	8767	9.17	17	95572	4259	4508	48.58	51.42
3	11	2014	3	18	8764	9.17	18	95572	3966	4798	45.25	54.75
8	7	2014	5	17	8764	9.17	19	95572	4107	4657	46.86	53.14
9	30	2014	3	18	8764	9.17	20	95572	4118	4646	46.99	53.01
6	5	2014	5	18	8760	9.17	21	95572	4152	4608	47.40	52.60
2	26	2014	4	17	8758	9.16	22	95572	3972	4786	45.35	54.65
3	13	2014	5	18	8757	9.16	23	95572	3973	4784	45.37	54.63
10	9	2014	5	17	8750	9.16	24	95572	4252	4498	48.59	51.41
10	7	2014	3	18	8745	9.15	25	95572	4038	4707	46.17	53.83
4	30	2014	4	18	8740	9.14	26	95572	4055	4685	46.40	53.60
10	29	2014	4	17	8738	9.14	27	95572	4072	4666	46.60	53.40
9	10	2014	4	18	8737	9.14	28	95572	4179	4558	47.83	52.17
5	1	2014	5	17	8732	9.14	29	95572	4167	4565	47.72	52.28
5	22	2014	5	18	8732	9.14	30	95572	4075	4657	46.67	53.33
10	16	2014	5	17	8731	9.14	31	95572	4188	4543	47.97	52.03
5	13	2014	3	17	8727	9.13	32	95572	4064	4663	46.57	53.43
10	14	2014	3	18	8720	9.12	33	95572	4015	4705	46.04	53.96
5	20	2014	3	17	8716	9.12	34	95572	4050	4666	46.47	53.53
6	25	2014	4	17	8713	9.12	35	95572	4146	4567	47.58	52.42
10	14	2014	3	17	8712	9.12	36	95572	4207	4505	48.29	51.71
10	1	2014	4	18	8710	9.11	37	95572	4055	4655	46.56	53.44
2	13	2014	5	17	8708	9.11	38	95572	4037	4671	46.36	53.64
10	24	2014	6	17	8708	9.11	39	95572	4212	4496	48.37	51.63
5	6	2014	3	18	8707	9.11	40	95572	4033	4674	46.32	53.68
9	30	2014	3	17	8705	9.11	41	95572	4185	4520	48.08	51.92
2	13	2014	5	18	8703	9.11	42	95572	3989	4714	45.83	54.17
2	14	2014	6	17	8702	9.11	43	95572	4215	4487	48.44	51.56
5	2	2014	6	18	8702	9.11	44	95572	4181	4521	48.05	51.95
5	7	2014	4	18	8698	9.10	45	95572	4003	4695	46.02	53.98
10	29	2014	4	18	8698	9.10	46	95572	3991	4707	45.88	54.12
7	15	2014	3	18	8693	9.10	47	95572	4192	4501	48.22	51.78
11	14	2014	6	17	8692	9.09	48	95572	4183	4509	48.12	51.88
2	27	2014	5	18	8691	9.09	49	95572	3951	4740	45.46	54.54
4	30	2014	4	17	8687	9.09	50	95572	4051	4636	46.63	53.37
10	31	2014	6	17	8687	9.09	51	95572	4227	4460	48.66	51.34
5	20	2014	3	18	8685	9.09	52	95572	4024	4661	46.33	53.67

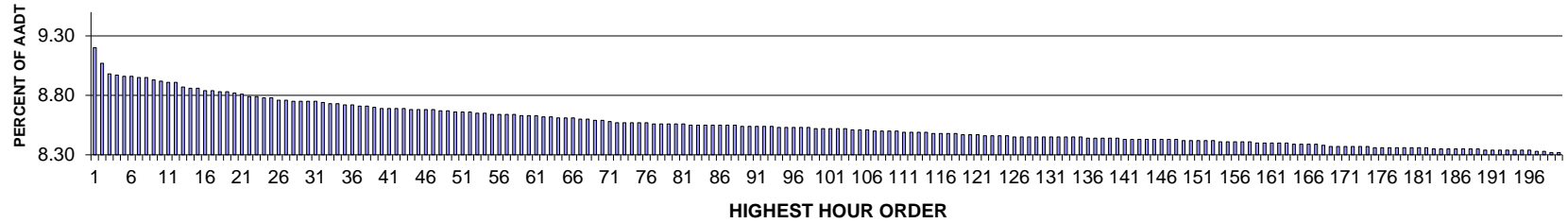
MO	DY	YR	DAY OF WK	HR	HR VOL	PERCENT OF AADT	HOUR NUMBER	AADT	EAST VOLUME	WEST VOLUME	PERCENT EAST IS OF TOTAL VOLUME	PERCENT WEST IS OF TOTAL VOLUME
5	15	2014	5	18	8684	9.09	53	95572	4045	4639	46.58	53.42
6	11	2014	4	17	8681	9.08	54	95572	4091	4590	47.13	52.87
5	22	2014	5	17	8676	9.08	55	95572	4133	4543	47.64	52.36
4	16	2014	4	18	8675	9.08	56	95572	3961	4714	45.66	54.34
6	5	2014	5	17	8672	9.07	57	95572	4204	4468	48.48	51.52
12	16	2014	3	17	8669	9.07	58	95572	4127	4542	47.61	52.39
5	21	2014	4	17	8668	9.07	59	95572	4014	4654	46.31	53.69
10	21	2014	3	18	8663	9.06	60	95572	4042	4621	46.66	53.34
10	8	2014	4	18	8658	9.06	61	95572	4062	4596	46.92	53.08
4	29	2014	3	17	8653	9.05	62	95572	4058	4595	46.90	53.10
8	5	2014	3	17	8650	9.05	63	95572	4106	4544	47.47	52.53
7	7	2014	2	17	8645	9.05	64	95572	4163	4482	48.16	51.84
7	16	2014	4	18	8641	9.04	65	95572	4124	4517	47.73	52.27
2	27	2014	5	17	8639	9.04	66	95572	3902	4737	45.17	54.83
4	18	2014	6	18	8634	9.03	67	95572	4114	4520	47.65	52.35
7	15	2014	3	17	8633	9.03	68	95572	4118	4515	47.70	52.30
7	17	2014	5	17	8632	9.03	69	95572	4134	4498	47.89	52.11
11	13	2014	5	17	8630	9.03	70	95572	4041	4589	46.83	53.17
11	20	2014	5	17	8630	9.03	71	95572	4186	4444	48.51	51.49
9	8	2014	2	17	8627	9.03	72	95572	4066	4561	47.13	52.87
4	21	2014	2	17	8625	9.02	73	95572	4024	4601	46.66	53.34
6	26	2014	5	18	8621	9.02	74	95572	4188	4433	48.58	51.42
4	1	2014	3	17	8620	9.02	75	95572	4043	4577	46.90	53.10
7	17	2014	5	18	8620	9.02	76	95572	4138	4482	48.00	52.00
7	9	2014	4	17	8618	9.02	77	95572	4235	4383	49.14	50.86
3	14	2014	6	17	8617	9.02	78	95572	3904	4713	45.31	54.69
7	30	2014	4	18	8617	9.02	79	95572	4146	4471	48.11	51.89
9	25	2014	5	17	8615	9.01	80	95572	4148	4467	48.15	51.85
10	2	2014	5	17	8615	9.01	81	95572	4181	4434	48.53	51.47
6	4	2014	4	18	8613	9.01	82	95572	4111	4502	47.73	52.27
10	15	2014	4	18	8607	9.01	83	95572	3943	4664	45.81	54.19
6	6	2014	6	17	8605	9.00	84	95572	4022	4583	46.74	53.26
6	24	2014	3	18	8601	9.00	85	95572	4182	4419	48.62	51.38
6	26	2014	5	17	8601	9.00	86	95572	4030	4571	46.86	53.14
8	13	2014	4	18	8598	9.00	87	95572	4135	4463	48.09	51.91
7	1	2014	3	18	8597	9.00	88	95572	4049	4548	47.10	52.90
10	13	2014	2	17	8591	8.99	89	95572	4120	4471	47.96	52.04
7	8	2014	3	17	8584	8.98	90	95572	4210	4374	49.04	50.96
10	6	2014	2	17	8582	8.98	91	95572	4099	4483	47.76	52.24
1	15	2014	4	18	8580	8.98	92	95572	3883	4697	45.26	54.74
8	7	2014	5	18	8579	8.98	93	95572	4127	4452	48.11	51.89

MO	DY	YR	DAY OF WK	HR	HR VOL	PERCENT OF AADT	HOUR NUMBER	AADT	EAST VOLUME	WEST VOLUME	PERCENT EAST IS OF TOTAL VOLUME	PERCENT WEST IS OF TOTAL VOLUME
7	9	2014	4	18	8578	8.98	94	95572	4044	4534	47.14	52.86
7	14	2014	2	18	8578	8.98	95	95572	4150	4428	48.38	51.62
12	3	2014	4	17	8578	8.98	96	95572	4091	4487	47.69	52.31
1	3	2014	6	17	8575	8.97	97	95572	4109	4466	47.92	52.08
9	4	2014	5	17	8575	8.97	98	95572	4053	4522	47.27	52.73
4	29	2014	3	18	8574	8.97	99	95572	3909	4665	45.59	54.41
10	16	2014	5	18	8573	8.97	100	95572	3970	4603	46.31	53.69
10	28	2014	3	17	8570	8.97	101	95572	4063	4507	47.41	52.59
5	14	2014	4	17	8565	8.96	102	95572	4063	4502	47.44	52.56
9	3	2014	4	18	8560	8.96	103	95572	4036	4524	47.15	52.85
10	3	2014	6	17	8560	8.96	104	95572	4230	4330	49.42	50.58
12	2	2014	3	17	8559	8.96	105	95572	4089	4470	47.77	52.23
10	8	2014	4	17	8557	8.95	106	95572	3997	4560	46.71	53.29
12	30	2014	3	17	8556	8.95	107	95572	4145	4411	48.45	51.55
6	18	2014	4	18	8553	8.95	108	95572	4154	4399	48.57	51.43
3	13	2014	5	17	8552	8.95	109	95572	3999	4553	46.76	53.24
3	21	2014	6	17	8552	8.95	110	95572	3943	4609	46.11	53.89
3	12	2014	4	18	8545	8.94	111	95572	3906	4639	45.71	54.29
4	2	2014	4	17	8541	8.94	112	95572	3938	4603	46.11	53.89
10	7	2014	3	17	8539	8.93	113	95572	4033	4506	47.23	52.77
1	6	2014	2	17	8537	8.93	114	95572	3920	4617	45.92	54.08
11	19	2014	4	17	8536	8.93	115	95572	4114	4422	48.20	51.80
3	12	2014	4	17	8535	8.93	116	95572	3963	4572	46.43	53.57
10	30	2014	5	17	8533	8.93	117	95572	4057	4476	47.54	52.46
5	16	2014	6	17	8532	8.93	118	95572	4004	4528	46.93	53.07
12	15	2014	2	17	8532	8.93	119	95572	4027	4505	47.20	52.80
12	9	2014	3	17	8527	8.92	120	95572	4051	4476	47.51	52.49
7	22	2014	3	17	8526	8.92	121	95572	4059	4467	47.61	52.39
9	5	2014	6	17	8526	8.92	122	95572	4067	4459	47.70	52.30
4	16	2014	4	17	8524	8.92	123	95572	4052	4472	47.54	52.46
3	4	2014	3	17	8523	8.92	124	95572	3864	4659	45.34	54.66
4	14	2014	2	17	8522	8.92	125	95572	4071	4451	47.77	52.23
8	6	2014	4	17	8522	8.92	126	95572	4037	4485	47.37	52.63
3	18	2014	3	18	8520	8.91	127	95572	3842	4678	45.09	54.91
6	13	2014	6	18	8520	8.91	128	95572	4178	4342	49.04	50.96
8	5	2014	3	18	8519	8.91	129	95572	4040	4479	47.42	52.58
8	6	2014	4	18	8519	8.91	130	95572	4116	4403	48.32	51.68
5	1	2014	5	18	8518	8.91	131	95572	4096	4422	48.09	51.91
3	19	2014	4	18	8515	8.91	132	95572	3732	4783	43.83	56.17
6	10	2014	3	18	8514	8.91	133	95572	4150	4364	48.74	51.26
10	17	2014	6	17	8512	8.91	134	95572	4136	4376	48.59	51.41

MO	DY	YR	DAY OF WK	HR	HR VOL	PERCENT OF AADT	HOUR NUMBER	AADT	EAST VOLUME	WEST VOLUME	PERCENT EAST IS OF TOTAL VOLUME	PERCENT WEST IS OF TOTAL VOLUME
11	19	2014	4	18	8511	8.91	135	95572	3982	4529	46.79	53.21
2	12	2014	4	18	8510	8.90	136	95572	3837	4673	45.09	54.91
6	25	2014	4	18	8509	8.90	137	95572	3980	4529	46.77	53.23
9	10	2014	4	17	8509	8.90	138	95572	4051	4458	47.61	52.39
11	17	2014	2	17	8506	8.90	139	95572	4075	4431	47.91	52.09
10	21	2014	3	17	8505	8.90	140	95572	4088	4417	48.07	51.93
8	19	2014	3	17	8503	8.90	141	95572	4081	4422	47.99	52.01
5	13	2014	3	18	8502	8.90	142	95572	4026	4476	47.35	52.65
12	1	2014	2	17	8502	8.90	143	95572	4017	4485	47.25	52.75
7	30	2014	4	17	8501	8.89	144	95572	3978	4523	46.79	53.21
9	17	2014	4	18	8501	8.89	145	95572	4002	4499	47.08	52.92
9	24	2014	4	18	8501	8.89	146	95572	3838	4663	45.15	54.85
7	29	2014	3	17	8499	8.89	147	95572	4070	4429	47.89	52.11
8	13	2014	4	17	8498	8.89	148	95572	4149	4349	48.82	51.18
5	16	2014	6	18	8496	8.89	149	95572	4087	4409	48.10	51.90
2	25	2014	3	18	8490	8.88	150	95572	3811	4679	44.89	55.11
2	6	2014	5	17	8489	8.88	151	95572	3917	4572	46.14	53.86
8	14	2014	5	17	8487	8.88	152	95572	4066	4421	47.91	52.09
9	24	2014	4	17	8487	8.88	153	95572	3947	4540	46.51	53.49
12	9	2014	3	18	8487	8.88	154	95572	3853	4634	45.40	54.60
10	20	2014	2	17	8485	8.88	155	95572	4085	4400	48.14	51.86
1	22	2014	4	17	8483	8.88	156	95572	3815	4668	44.97	55.03
10	10	2014	6	18	8483	8.88	157	95572	4148	4335	48.90	51.10
9	9	2014	3	17	8482	8.87	158	95572	3985	4497	46.98	53.02
8	19	2014	3	18	8479	8.87	159	95572	4051	4428	47.78	52.22
10	1	2014	4	17	8479	8.87	160	95572	4059	4420	47.87	52.13
11	7	2014	6	17	8477	8.87	161	95572	4091	4386	48.26	51.74
3	17	2014	2	17	8475	8.87	162	95572	3927	4548	46.34	53.66
10	28	2014	3	18	8474	8.87	163	95572	3926	4548	46.33	53.67
7	10	2014	5	18	8471	8.86	164	95572	4134	4337	48.80	51.20
10	27	2014	2	17	8471	8.86	165	95572	3949	4522	46.62	53.38
8	20	2014	4	17	8470	8.86	166	95572	4029	4441	47.57	52.43
12	3	2014	4	18	8470	8.86	167	95572	4064	4406	47.98	52.02
4	24	2014	5	18	8469	8.86	168	95572	3898	4571	46.03	53.97
7	16	2014	4	17	8469	8.86	169	95572	4013	4456	47.38	52.62
7	18	2014	6	18	8469	8.86	170	95572	4154	4315	49.05	50.95
3	7	2014	6	17	8468	8.86	171	95572	3978	4490	46.98	53.02
4	4	2014	6	17	8468	8.86	172	95572	4054	4414	47.87	52.13
2	25	2014	3	17	8467	8.86	173	95572	3863	4604	45.62	54.38
12	4	2014	5	17	8467	8.86	174	95572	4004	4463	47.29	52.71
10	3	2014	6	18	8466	8.86	175	95572	4098	4368	48.41	51.59

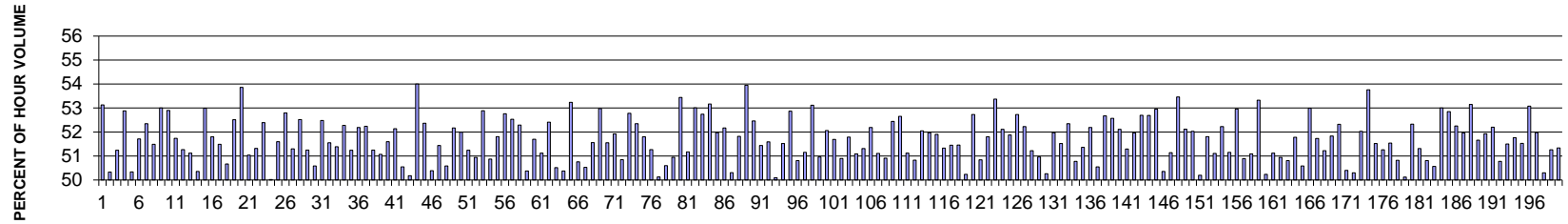
MO	DY	YR	DAY OF WK	HR	HR VOL	PERCENT OF AADT	HOUR NUMBER	AADT	EAST VOLUME	WEST VOLUME	PERCENT EAST IS OF TOTAL VOLUME	PERCENT WEST IS OF TOTAL VOLUME
2	14	2014	6	18	8464	8.86	176	95572	4047	4417	47.81	52.19
9	26	2014	6	17	8463	8.86	177	95572	4060	4403	47.97	52.03
4	2	2014	4	18	8460	8.85	178	95572	3867	4593	45.71	54.29
9	2	2014	3	17	8460	8.85	179	95572	4045	4415	47.81	52.19
4	22	2014	3	18	8459	8.85	180	95572	3947	4512	46.66	53.34
4	14	2014	2	18	8454	8.85	181	95572	3873	4581	45.81	54.19
6	20	2014	6	17	8453	8.84	182	95572	3967	4486	46.93	53.07
3	31	2014	2	17	8452	8.84	183	95572	3975	4477	47.03	52.97
9	17	2014	4	17	8451	8.84	184	95572	4025	4426	47.63	52.37
7	22	2014	3	18	8450	8.84	185	95572	4046	4404	47.88	52.12
11	12	2014	4	17	8450	8.84	186	95572	4071	4379	48.18	51.82
2	19	2014	4	18	8449	8.84	187	95572	3851	4598	45.58	54.42
11	13	2014	5	18	8449	8.84	188	95572	3985	4464	47.17	52.83
4	21	2014	2	18	8445	8.84	189	95572	3956	4489	46.84	53.16
7	1	2014	3	17	8445	8.84	190	95572	3962	4483	46.92	53.08
7	18	2014	6	17	8445	8.84	191	95572	4148	4297	49.12	50.88
8	26	2014	3	18	8445	8.84	192	95572	4024	4421	47.65	52.35
12	2	2014	3	18	8445	8.84	193	95572	3974	4471	47.06	52.94
9	18	2014	5	17	8442	8.83	194	95572	4018	4424	47.60	52.40
7	14	2014	2	17	8440	8.83	195	95572	3913	4527	46.36	53.64
11	20	2014	5	18	8438	8.83	196	95572	4057	4381	48.08	51.92
4	25	2014	6	17	8434	8.82	197	95572	4028	4406	47.76	52.24
11	4	2014	3	17	8434	8.82	198	95572	4087	4347	48.46	51.54
1	16	2014	5	17	8433	8.82	199	95572	3801	4632	45.07	54.93
6	17	2014	3	18	8431	8.82	200	95572	3977	4454	47.17	52.83

**SR 005 MP 103.54 TUMWATER/CUSTER WAY ADC SITE R099
K FOR PEAK 200 HOURS OF 2014**



AADT= 96695 K 30 FACTOR= 8.75 K 100 FACTOR= 8.52 K 200 FACTOR= 8.32 D 30 FACTOR= 50.59

**SR 005 MP 103.54 TUMWATER/CUSTER WAY ADC SITE R099
D % IN THE PEAK 200 HOURS OF 2014**



MO	DY	YR	DAY OF WK	HR	HR VOL	PERCENT OF AADT	HOUR NUMBER	AADT	NORTH VOLUME	SOUTH VOLUME	PERCENT NORTH IS OF TOTAL VOLUME	PERCENT SOUTH IS OF TOTAL VOLUME
6	13	2014	6	17	8897	9.20	1	96695	4170	4727	46.87	53.13
11	26	2014	4	13	8766	9.07	2	96695	4412	4354	50.33	49.67
10	10	2014	6	17	8680	8.98	3	96695	4232	4448	48.76	51.24
12	24	2014	4	13	8677	8.97	4	96695	4089	4588	47.12	52.88
3	21	2014	6	17	8667	8.96	5	96695	4363	4304	50.34	49.66
6	13	2014	6	15	8660	8.96	6	96695	4182	4478	48.29	51.71
6	13	2014	6	16	8657	8.95	7	96695	4125	4532	47.65	52.35
7	11	2014	6	17	8652	8.95	8	96695	4455	4197	51.49	48.51
2	14	2014	6	17	8638	8.93	9	96695	4060	4578	47.00	53.00
4	18	2014	6	17	8624	8.92	10	96695	4062	4562	47.10	52.90
7	11	2014	6	16	8620	8.91	11	96695	4460	4160	51.74	48.26
4	4	2014	6	17	8613	8.91	12	96695	4197	4416	48.73	51.27
12	26	2014	6	14	8574	8.87	13	96695	4383	4191	51.12	48.88

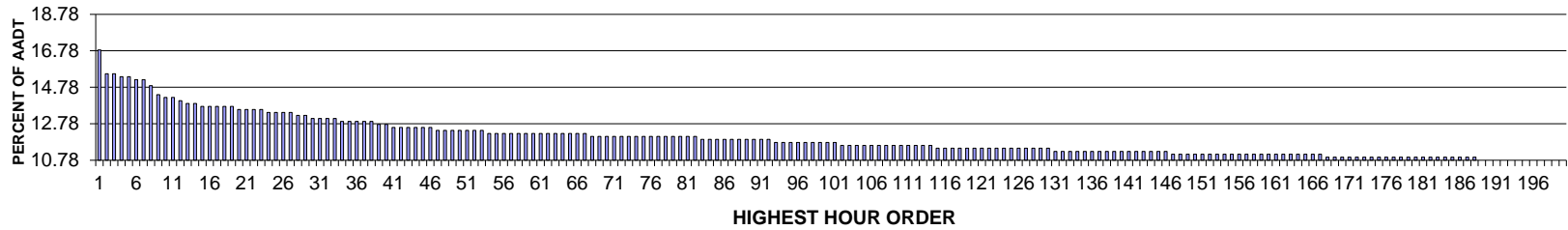
MO	DY	YR	DAY OF WK	HR	HR VOL	PERCENT OF AADT	HOUR NUMBER	AADT	NORTH VOLUME	SOUTH VOLUME	PERCENT NORTH IS OF TOTAL VOLUME	PERCENT SOUTH IS OF TOTAL VOLUME
4	18	2014	6	16	8572	8.86	14	96695	4255	4317	49.64	50.36
6	13	2014	6	18	8572	8.86	15	96695	4030	4542	47.01	52.99
5	2	2014	6	17	8545	8.84	16	96695	4119	4426	48.20	51.80
6	27	2014	6	17	8544	8.84	17	96695	4145	4399	48.51	51.49
12	26	2014	6	13	8538	8.83	18	96695	4326	4212	50.67	49.33
5	23	2014	6	17	8535	8.83	19	96695	4053	4482	47.49	52.51
1	17	2014	6	17	8529	8.82	20	96695	3935	4594	46.14	53.86
6	20	2014	6	17	8515	8.81	21	96695	4169	4346	48.96	51.04
6	26	2014	5	17	8504	8.79	22	96695	4140	4364	48.68	51.32
5	16	2014	6	17	8500	8.79	23	96695	4047	4453	47.61	52.39
7	10	2014	5	17	8492	8.78	24	96695	4244	4248	49.98	50.02
3	14	2014	6	17	8487	8.78	25	96695	4108	4379	48.40	51.60
6	5	2014	5	17	8473	8.76	26	96695	4000	4473	47.21	52.79
10	10	2014	6	16	8468	8.76	27	96695	4124	4344	48.70	51.30
11	30	2014	1	13	8465	8.75	28	96695	4019	4446	47.48	52.52
10	3	2014	6	17	8463	8.75	29	96695	4126	4337	48.75	51.25
12	19	2014	6	16	8462	8.75	30	96695	4281	4181	50.59	49.41
2	13	2014	5	17	8461	8.75	31	96695	4021	4440	47.52	52.48
7	25	2014	6	17	8448	8.74	32	96695	4093	4355	48.45	51.55
3	7	2014	6	17	8446	8.73	33	96695	4106	4340	48.61	51.39
10	24	2014	6	17	8439	8.73	34	96695	4027	4412	47.72	52.28
6	27	2014	6	14	8429	8.72	35	96695	4110	4319	48.76	51.24
5	22	2014	5	17	8427	8.72	36	96695	4029	4398	47.81	52.19
7	18	2014	6	16	8422	8.71	37	96695	4022	4400	47.76	52.24
11	26	2014	4	14	8418	8.71	38	96695	4314	4104	51.25	48.75
6	13	2014	6	14	8410	8.70	39	96695	4115	4295	48.93	51.07
6	25	2014	4	17	8403	8.69	40	96695	4067	4336	48.40	51.60
6	6	2014	6	17	8401	8.69	41	96695	4021	4380	47.86	52.14
11	26	2014	4	16	8400	8.69	42	96695	4154	4246	49.45	50.55
12	19	2014	6	15	8399	8.69	43	96695	4184	4215	49.82	50.18
11	26	2014	4	17	8395	8.68	44	96695	3862	4533	46.00	54.00
3	14	2014	6	16	8394	8.68	45	96695	3998	4396	47.63	52.37
4	25	2014	6	16	8393	8.68	46	96695	4164	4229	49.61	50.39
6	11	2014	4	17	8392	8.68	47	96695	4075	4317	48.56	51.44
4	25	2014	6	17	8383	8.67	48	96695	4142	4241	49.41	50.59
7	18	2014	6	17	8379	8.67	49	96695	4008	4371	47.83	52.17
7	17	2014	5	17	8375	8.66	50	96695	4021	4354	48.01	51.99
3	20	2014	5	17	8373	8.66	51	96695	4083	4290	48.76	51.24
10	3	2014	6	16	8373	8.66	52	96695	4108	4265	49.06	50.94
10	31	2014	6	17	8366	8.65	53	96695	3941	4425	47.11	52.89
3	28	2014	6	17	8362	8.65	54	96695	4108	4254	49.13	50.87
5	29	2014	5	17	8359	8.64	55	96695	4028	4331	48.19	51.81
7	18	2014	6	18	8356	8.64	56	96695	3947	4409	47.24	52.76
6	4	2014	4	17	8355	8.64	57	96695	3966	4389	47.47	52.53
2	14	2014	6	18	8351	8.64	58	96695	3984	4367	47.71	52.29
3	21	2014	6	16	8345	8.63	59	96695	4141	4204	49.62	50.38
4	4	2014	6	18	8345	8.63	60	96695	4031	4314	48.30	51.70
5	9	2014	6	17	8341	8.63	61	96695	4077	4264	48.88	51.12

MO	DY	YR	DAY OF WK	HR	HR VOL	PERCENT OF AADT	HOUR NUMBER	AADT	NORTH VOLUME	SOUTH VOLUME	PERCENT NORTH IS OF TOTAL VOLUME	PERCENT SOUTH IS OF TOTAL VOLUME
6	19	2014	5	17	8333	8.62	62	96695	3966	4367	47.59	52.41
5	2	2014	6	16	8332	8.62	63	96695	4123	4209	49.48	50.52
2	21	2014	6	17	8329	8.61	64	96695	4133	4196	49.62	50.38
2	14	2014	6	16	8323	8.61	65	96695	3892	4431	46.76	53.24
12	23	2014	3	14	8322	8.61	66	96695	4098	4224	49.24	50.76
7	18	2014	6	15	8316	8.60	67	96695	4114	4202	49.47	50.53
7	25	2014	6	16	8315	8.60	68	96695	4028	4287	48.44	51.56
11	26	2014	4	12	8310	8.59	69	96695	3907	4403	47.02	52.98
10	9	2014	5	17	8304	8.59	70	96695	4023	4281	48.45	51.55
1	17	2014	6	16	8292	8.58	71	96695	3987	4305	48.08	51.92
6	27	2014	6	16	8291	8.57	72	96695	4216	4075	50.85	49.15
3	28	2014	6	18	8289	8.57	73	96695	3914	4375	47.22	52.78
10	17	2014	6	17	8285	8.57	74	96695	3948	4337	47.65	52.35
7	23	2014	4	17	8284	8.57	75	96695	3993	4291	48.20	51.80
11	7	2014	6	17	8283	8.57	76	96695	4036	4247	48.73	51.27
6	20	2014	6	14	8280	8.56	77	96695	4151	4129	50.13	49.87
10	10	2014	6	14	8280	8.56	78	96695	4090	4190	49.40	50.60
11	30	2014	1	14	8276	8.56	79	96695	4059	4217	49.05	50.95
4	1	2014	3	17	8275	8.56	80	96695	3853	4422	46.56	53.44
5	30	2014	6	17	8274	8.56	81	96695	4040	4234	48.83	51.17
4	2	2014	4	17	8272	8.55	82	96695	3887	4385	46.99	53.01
4	18	2014	6	18	8270	8.55	83	96695	3908	4362	47.26	52.74
5	16	2014	6	18	8269	8.55	84	96695	3872	4397	46.83	53.17
2	14	2014	6	15	8266	8.55	85	96695	3970	4296	48.03	51.97
5	15	2014	5	17	8266	8.55	86	96695	3954	4312	47.83	52.17
7	3	2014	5	16	8265	8.55	87	96695	4158	4107	50.31	49.69
10	16	2014	5	17	8263	8.55	88	96695	3981	4282	48.18	51.82
12	26	2014	6	12	8262	8.54	89	96695	3805	4457	46.05	53.95
6	23	2014	2	17	8259	8.54	90	96695	3926	4333	47.54	52.46
6	20	2014	6	16	8256	8.54	91	96695	4009	4247	48.56	51.44
10	29	2014	4	17	8256	8.54	92	96695	3997	4259	48.41	51.59
5	30	2014	6	16	8254	8.54	93	96695	4119	4135	49.90	50.10
3	7	2014	6	16	8248	8.53	94	96695	3999	4249	48.48	51.52
6	18	2014	4	18	8247	8.53	95	96695	3887	4360	47.13	52.87
3	27	2014	5	17	8246	8.53	96	96695	4056	4190	49.19	50.81
6	17	2014	3	17	8246	8.53	97	96695	4028	4218	48.85	51.15
6	3	2014	3	17	8245	8.53	98	96695	3865	4380	46.88	53.12
6	20	2014	6	13	8240	8.52	99	96695	4041	4199	49.04	50.96
3	13	2014	5	17	8239	8.52	100	96695	3950	4289	47.94	52.06
4	25	2014	6	15	8237	8.52	101	96695	3979	4258	48.31	51.69
6	20	2014	6	15	8236	8.52	102	96695	4044	4192	49.10	50.90
11	14	2014	6	17	8235	8.52	103	96695	3970	4265	48.21	51.79
10	24	2014	6	16	8233	8.51	104	96695	4027	4206	48.91	51.09
7	11	2014	6	15	8232	8.51	105	96695	4224	4008	51.31	48.69
5	21	2014	4	17	8225	8.51	106	96695	3932	4293	47.81	52.19
5	16	2014	6	15	8222	8.50	107	96695	4020	4202	48.89	51.11
7	3	2014	5	17	8220	8.50	108	96695	4035	4185	49.09	50.91
4	4	2014	6	16	8219	8.50	109	96695	3909	4310	47.56	52.44

MO	DY	YR	DAY OF WK	HR	HR VOL	PERCENT OF AADT	HOUR NUMBER	AADT	NORTH VOLUME	SOUTH VOLUME	PERCENT NORTH IS OF TOTAL VOLUME	PERCENT SOUTH IS OF TOTAL VOLUME
5	20	2014	3	17	8215	8.50	110	96695	3890	4325	47.35	52.65
5	23	2014	6	18	8214	8.49	111	96695	4015	4199	48.88	51.12
7	7	2014	2	17	8208	8.49	112	96695	4036	4172	49.17	50.83
4	24	2014	5	17	8205	8.49	113	96695	3934	4271	47.95	52.05
10	3	2014	6	18	8205	8.49	114	96695	3941	4264	48.03	51.97
7	24	2014	5	18	8204	8.48	115	96695	3946	4258	48.10	51.90
6	27	2014	6	13	8196	8.48	116	96695	3989	4207	48.67	51.33
7	24	2014	5	17	8196	8.48	117	96695	4217	3979	51.45	48.55
5	23	2014	6	14	8195	8.48	118	96695	3978	4217	48.54	51.46
12	26	2014	6	15	8193	8.47	119	96695	4077	4116	49.76	50.24
4	21	2014	2	17	8192	8.47	120	96695	3872	4320	47.27	52.73
5	30	2014	6	14	8191	8.47	121	96695	4164	4027	50.84	49.16
12	5	2014	6	17	8185	8.46	122	96695	3945	4240	48.20	51.80
6	19	2014	5	18	8180	8.46	123	96695	3814	4366	46.63	53.37
12	29	2014	2	17	8180	8.46	124	96695	3917	4263	47.89	52.11
12	22	2014	2	17	8179	8.46	125	96695	3936	4243	48.12	51.88
5	2	2014	6	18	8175	8.45	126	96695	3864	4311	47.27	52.73
5	29	2014	5	18	8175	8.45	127	96695	3905	4270	47.77	52.23
7	9	2014	4	17	8173	8.45	128	96695	3987	4186	48.78	51.22
12	23	2014	3	16	8173	8.45	129	96695	4008	4165	49.04	50.96
12	30	2014	3	17	8173	8.45	130	96695	4065	4108	49.74	50.26
10	10	2014	6	18	8172	8.45	131	96695	3925	4247	48.03	51.97
5	23	2014	6	16	8168	8.45	132	96695	3960	4208	48.48	51.52
6	25	2014	4	18	8168	8.45	133	96695	3892	4276	47.65	52.35
7	14	2014	2	17	8166	8.45	134	96695	4019	4147	49.22	50.78
10	31	2014	6	16	8166	8.45	135	96695	3972	4194	48.64	51.36
7	17	2014	5	18	8163	8.44	136	96695	3903	4260	47.81	52.19
7	18	2014	6	13	8163	8.44	137	96695	4126	4037	50.55	49.45
4	18	2014	6	15	8159	8.44	138	96695	3862	4297	47.33	52.67
5	30	2014	6	18	8159	8.44	139	96695	3870	4289	47.43	52.57
12	19	2014	6	17	8157	8.44	140	96695	3906	4251	47.89	52.11
7	25	2014	6	14	8156	8.43	141	96695	4183	3973	51.29	48.71
2	14	2014	6	14	8154	8.43	142	96695	3917	4237	48.04	51.96
5	16	2014	6	16	8153	8.43	143	96695	3856	4297	47.30	52.70
5	22	2014	5	18	8153	8.43	144	96695	3857	4296	47.31	52.69
4	18	2014	6	14	8151	8.43	145	96695	3835	4316	47.05	52.95
6	13	2014	6	13	8150	8.43	146	96695	4046	4104	49.64	50.36
6	24	2014	3	17	8149	8.43	147	96695	3982	4167	48.86	51.14
3	24	2014	2	17	8148	8.43	148	96695	3792	4356	46.54	53.46
1	31	2014	6	17	8146	8.42	149	96695	3900	4246	47.88	52.12
2	26	2014	4	17	8143	8.42	150	96695	3906	4237	47.97	52.03
7	25	2014	6	15	8143	8.42	151	96695	4055	4088	49.80	50.20
5	28	2014	4	17	8142	8.42	152	96695	3924	4218	48.19	51.81
10	30	2014	5	17	8141	8.42	153	96695	3980	4161	48.89	51.11
10	14	2014	3	17	8135	8.41	154	96695	3886	4249	47.77	52.23
12	12	2014	6	17	8135	8.41	155	96695	3974	4161	48.85	51.15
3	14	2014	6	18	8134	8.41	156	96695	3826	4308	47.04	52.96
5	9	2014	6	14	8132	8.41	157	96695	3994	4138	49.11	50.89

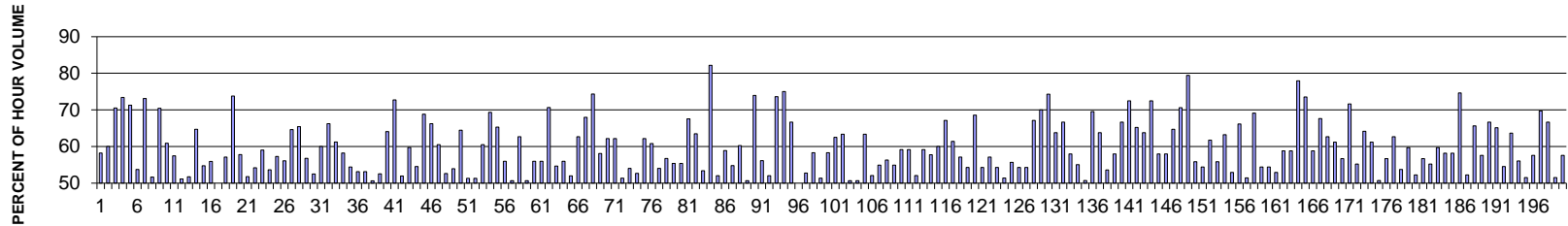
MO	DY	YR	DAY OF WK	HR	HR VOL	PERCENT OF AADT	HOUR NUMBER	AADT	NORTH VOLUME	SOUTH VOLUME	PERCENT NORTH IS OF TOTAL VOLUME	PERCENT SOUTH IS OF TOTAL VOLUME
12	23	2014	3	15	8131	8.41	158	96695	4154	3977	51.09	48.91
6	5	2014	5	18	8127	8.40	159	96695	3793	4334	46.67	53.33
12	23	2014	3	17	8127	8.40	160	96695	4044	4083	49.76	50.24
7	3	2014	5	15	8124	8.40	161	96695	4153	3971	51.12	48.88
6	6	2014	6	16	8119	8.40	162	96695	3983	4136	49.06	50.94
11	20	2014	5	17	8118	8.40	163	96695	3993	4125	49.19	50.81
5	16	2014	6	14	8115	8.39	164	96695	3913	4202	48.22	51.78
6	18	2014	4	17	8112	8.39	165	96695	4008	4104	49.41	50.59
5	1	2014	5	17	8111	8.39	166	96695	3813	4298	47.01	52.99
3	13	2014	5	18	8109	8.39	167	96695	3914	4195	48.27	51.73
7	22	2014	3	17	8103	8.38	168	96695	3953	4150	48.78	51.22
6	27	2014	6	15	8097	8.37	169	96695	3900	4197	48.17	51.83
12	16	2014	3	17	8096	8.37	170	96695	3860	4236	47.68	52.32
7	9	2014	4	18	8094	8.37	171	96695	4015	4079	49.60	50.40
12	27	2014	7	13	8094	8.37	172	96695	4023	4071	49.70	50.30
3	7	2014	6	14	8092	8.37	173	96695	3882	4210	47.97	52.03
6	26	2014	5	18	8090	8.37	174	96695	3741	4349	46.24	53.76
12	27	2014	7	14	8088	8.36	175	96695	4167	3921	51.52	48.48
7	25	2014	6	13	8087	8.36	176	96695	4145	3942	51.26	48.74
7	25	2014	6	18	8085	8.36	177	96695	3918	4167	48.46	51.54
7	11	2014	6	13	8084	8.36	178	96695	3976	4108	49.18	50.82
7	18	2014	6	14	8084	8.36	179	96695	4052	4032	50.12	49.88
2	13	2014	5	18	8082	8.36	180	96695	3853	4229	47.67	52.33
5	2	2014	6	15	8082	8.36	181	96695	3935	4147	48.69	51.31
7	16	2014	4	17	8079	8.36	182	96695	4105	3974	50.81	49.19
10	10	2014	6	15	8078	8.35	183	96695	3993	4085	49.43	50.57
2	27	2014	5	17	8076	8.35	184	96695	3796	4280	47.00	53.00
3	14	2014	6	15	8076	8.35	185	96695	3808	4268	47.15	52.85
1	3	2014	6	17	8075	8.35	186	96695	3856	4219	47.75	52.25
6	17	2014	3	18	8075	8.35	187	96695	3879	4196	48.04	51.96
5	6	2014	3	17	8073	8.35	188	96695	3782	4291	46.85	53.15
4	3	2014	5	17	8072	8.35	189	96695	3902	4170	48.34	51.66
12	22	2014	2	15	8069	8.34	190	96695	3879	4190	48.07	51.93
3	26	2014	4	17	8063	8.34	191	96695	3854	4209	47.80	52.20
5	23	2014	6	15	8063	8.34	192	96695	3969	4094	49.22	50.78
10	10	2014	6	13	8062	8.34	193	96695	3910	4152	48.50	51.50
5	9	2014	6	16	8061	8.34	194	96695	3889	4172	48.24	51.76
12	24	2014	4	15	8061	8.34	195	96695	3907	4154	48.47	51.53
10	3	2014	6	15	8060	8.34	196	96695	3782	4278	46.92	53.08
3	20	2014	5	18	8059	8.33	197	96695	3871	4188	48.03	51.97
11	29	2014	7	13	8057	8.33	198	96695	4053	4004	50.30	49.70
7	10	2014	5	18	8045	8.32	199	96695	3921	4124	48.74	51.26
12	12	2014	6	16	8044	8.32	200	96695	3914	4130	48.66	51.34

**SR 017 MP 112.25 MANSFIELD ADC SITE R100
K FOR PEAK 200 HOURS OF 2014**



AADT= 612 K 30 FACTOR= 13.07 K 100 FACTOR= 11.76 K 200 FACTOR= 10.78 D 30 FACTOR= 52.50

**SR 017 MP 112.25 MANSFIELD ADC SITE R100
D % IN THE PEAK 200 HOURS OF 2014**



MO	DY	YR	DAY OF WK	HR	HR VOL	PERCENT OF AADT	HOUR NUMBER	AADT	NORTH VOLUME	SOUTH VOLUME	PERCENT NORTH IS OF TOTAL VOLUME	PERCENT SOUTH IS OF TOTAL VOLUME
8	10	2014	1	12	103	16.83	1	612	60	43	58.25	41.75
5	26	2014	2	14	95	15.52	2	612	38	57	40.00	60.00
6	7	2014	7	11	95	15.52	3	612	67	28	70.53	29.47
7	6	2014	1	14	94	15.36	4	612	25	69	26.60	73.40
9	1	2014	2	15	94	15.36	5	612	27	67	28.72	71.28
5	26	2014	2	12	93	15.20	6	612	50	43	53.76	46.24
11	1	2014	7	11	93	15.20	7	612	25	68	26.88	73.12
8	8	2014	6	15	91	14.87	8	612	44	47	48.35	51.65
8	10	2014	1	14	88	14.38	9	612	26	62	29.55	70.45
6	13	2014	6	16	87	14.22	10	612	34	53	39.08	60.92
8	8	2014	6	16	87	14.22	11	612	37	50	42.53	57.47

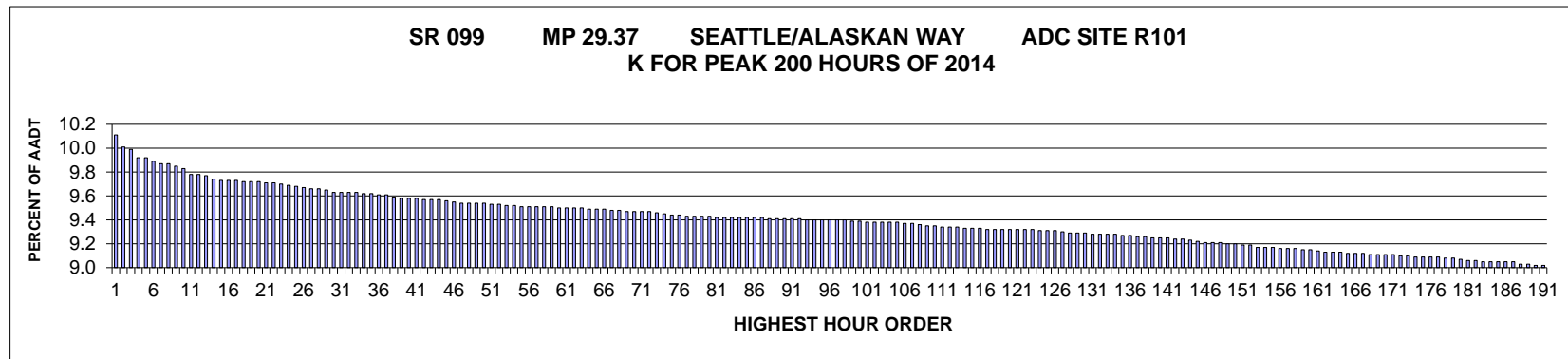
MO	DY	YR	DAY OF WK	HR	HR VOL	PERCENT OF AADT	HOUR NUMBER	AADT	NORTH VOLUME	SOUTH VOLUME	PERCENT NORTH IS OF TOTAL VOLUME	PERCENT SOUTH IS OF TOTAL VOLUME
8	7	2014	5	16	86	14.05	12	612	44	42	51.16	48.84
5	24	2014	7	11	85	13.89	13	612	41	44	48.24	51.76
9	1	2014	2	14	85	13.89	14	612	30	55	35.29	64.71
5	23	2014	6	18	84	13.73	15	612	46	38	54.76	45.24
5	26	2014	2	16	84	13.73	16	612	37	47	44.05	55.95
8	8	2014	6	12	84	13.73	17	612	42	42	50.00	50.00
8	10	2014	1	18	84	13.73	18	612	36	48	42.86	57.14
11	29	2014	7	14	84	13.73	19	612	22	62	26.19	73.81
5	26	2014	2	13	83	13.56	20	612	35	48	42.17	57.83
7	18	2014	6	14	83	13.56	21	612	43	40	51.81	48.19
10	10	2014	6	14	83	13.56	22	612	45	38	54.22	45.78
11	30	2014	1	15	83	13.56	23	612	34	49	40.96	59.04
4	4	2014	6	11	82	13.40	24	612	38	44	46.34	53.66
7	18	2014	6	12	82	13.40	25	612	47	35	57.32	42.68
7	27	2014	1	13	82	13.40	26	612	36	46	43.90	56.10
8	10	2014	1	19	82	13.40	27	612	29	53	35.37	64.63
5	26	2014	2	15	81	13.24	28	612	28	53	34.57	65.43
8	3	2014	1	13	81	13.24	29	612	35	46	43.21	56.79
5	23	2014	6	12	80	13.07	30	612	38	42	47.50	52.50
5	23	2014	6	16	80	13.07	31	612	48	32	60.00	40.00
10	10	2014	6	16	80	13.07	32	612	53	27	66.25	33.75
10	24	2014	6	17	80	13.07	33	612	31	49	38.75	61.25
5	24	2014	7	10	79	12.91	34	612	33	46	41.77	58.23
6	13	2014	6	13	79	12.91	35	612	43	36	54.43	45.57
7	20	2014	1	17	79	12.91	36	612	42	37	53.16	46.84
8	9	2014	7	12	79	12.91	37	612	37	42	46.84	53.16
10	10	2014	6	12	79	12.91	38	612	39	40	49.37	50.63
6	15	2014	1	17	78	12.75	39	612	41	37	52.56	47.44
8	29	2014	6	18	78	12.75	40	612	50	28	64.10	35.90
4	2	2014	4	12	77	12.58	41	612	56	21	72.73	27.27
7	18	2014	6	15	77	12.58	42	612	37	40	48.05	51.95
8	15	2014	6	15	77	12.58	43	612	31	46	40.26	59.74
8	17	2014	1	12	77	12.58	44	612	35	42	45.45	54.55
11	7	2014	6	16	77	12.58	45	612	24	53	31.17	68.83
11	7	2014	6	17	77	12.58	46	612	26	51	33.77	66.23
3	28	2014	6	11	76	12.42	47	612	46	30	60.53	39.47
4	4	2014	6	16	76	12.42	48	612	36	40	47.37	52.63
5	22	2014	5	18	76	12.42	49	612	35	41	46.05	53.95
8	10	2014	1	15	76	12.42	50	612	27	49	35.53	64.47
8	17	2014	1	14	76	12.42	51	612	37	39	48.68	51.32
10	5	2014	1	18	76	12.42	52	612	37	39	48.68	51.32

MO	DY	YR	DAY OF WK	HR	HR VOL	PERCENT OF AADT	HOUR NUMBER	AADT	NORTH VOLUME	SOUTH VOLUME	PERCENT NORTH IS OF TOTAL VOLUME	PERCENT SOUTH IS OF TOTAL VOLUME
11	30	2014	1	14	76	12.42	53	612	30	46	39.47	60.53
4	3	2014	5	11	75	12.25	54	612	52	23	69.33	30.67
7	17	2014	5	16	75	12.25	55	612	26	49	34.67	65.33
7	18	2014	6	11	75	12.25	56	612	42	33	56.00	44.00
7	31	2014	5	14	75	12.25	57	612	37	38	49.33	50.67
8	4	2014	2	13	75	12.25	58	612	47	28	62.67	37.33
8	7	2014	5	15	75	12.25	59	612	38	37	50.67	49.33
8	8	2014	6	13	75	12.25	60	612	42	33	56.00	44.00
8	9	2014	7	11	75	12.25	61	612	42	33	56.00	44.00
8	9	2014	7	16	75	12.25	62	612	53	22	70.67	29.33
8	29	2014	6	17	75	12.25	63	612	41	34	54.67	45.33
9	1	2014	2	12	75	12.25	64	612	33	42	44.00	56.00
9	1	2014	2	13	75	12.25	65	612	36	39	48.00	52.00
10	5	2014	1	16	75	12.25	66	612	28	47	37.33	62.67
11	1	2014	7	10	75	12.25	67	612	24	51	32.00	68.00
3	31	2014	2	13	74	12.09	68	612	55	19	74.32	25.68
4	10	2014	5	16	74	12.09	69	612	43	31	58.11	41.89
5	22	2014	5	15	74	12.09	70	612	28	46	37.84	62.16
5	22	2014	5	16	74	12.09	71	612	28	46	37.84	62.16
7	18	2014	6	16	74	12.09	72	612	38	36	51.35	48.65
7	25	2014	6	12	74	12.09	73	612	34	40	45.95	54.05
8	5	2014	3	13	74	12.09	74	612	39	35	52.70	47.30
8	10	2014	1	13	74	12.09	75	612	28	46	37.84	62.16
8	10	2014	1	17	74	12.09	76	612	29	45	39.19	60.81
8	15	2014	6	16	74	12.09	77	612	34	40	45.95	54.05
9	5	2014	6	19	74	12.09	78	612	42	32	56.76	43.24
9	28	2014	1	16	74	12.09	79	612	41	33	55.41	44.59
10	15	2014	4	13	74	12.09	80	612	33	41	44.59	55.41
10	29	2014	4	12	74	12.09	81	612	24	50	32.43	67.57
11	8	2014	7	11	74	12.09	82	612	27	47	36.49	63.51
5	23	2014	6	14	73	11.93	83	612	39	34	53.42	46.58
6	8	2014	1	8	73	11.93	84	612	60	13	82.19	17.81
6	20	2014	6	14	73	11.93	85	612	35	38	47.95	52.05
6	29	2014	1	15	73	11.93	86	612	30	43	41.10	58.90
7	18	2014	6	19	73	11.93	87	612	40	33	54.79	45.21
7	27	2014	1	16	73	11.93	88	612	29	44	39.73	60.27
8	7	2014	5	17	73	11.93	89	612	37	36	50.68	49.32
8	8	2014	6	18	73	11.93	90	612	54	19	73.97	26.03
8	16	2014	7	12	73	11.93	91	612	41	32	56.16	43.84
11	26	2014	4	16	73	11.93	92	612	35	38	47.95	52.05
4	2	2014	4	11	72	11.76	93	612	53	19	73.61	26.39

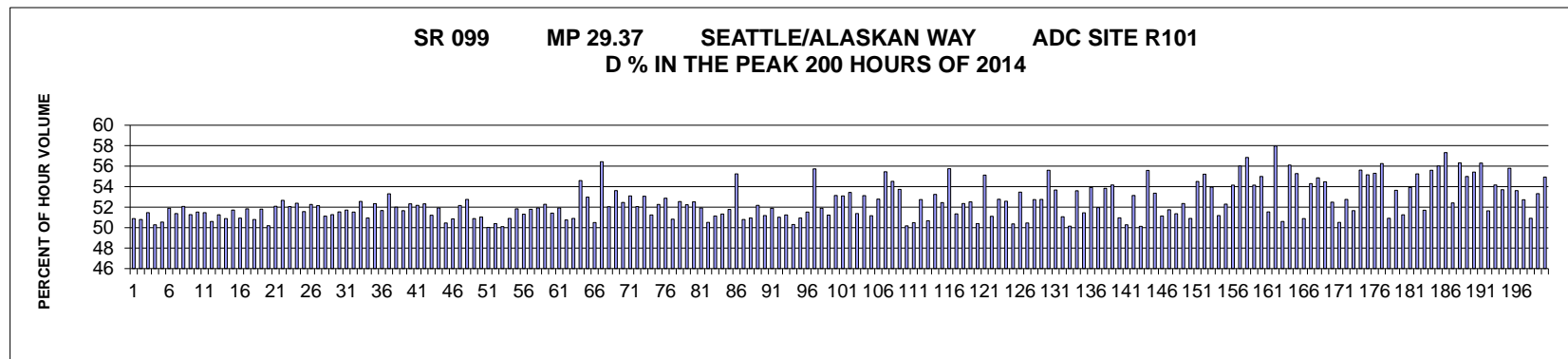
MO	DY	YR	DAY OF WK	HR	HR VOL	PERCENT OF AADT	HOUR NUMBER	AADT	NORTH VOLUME	SOUTH VOLUME	PERCENT NORTH IS OF TOTAL VOLUME	PERCENT SOUTH IS OF TOTAL VOLUME
4	3	2014	5	12	72	11.76	94	612	54	18	75.00	25.00
4	13	2014	1	16	72	11.76	95	612	48	24	66.67	33.33
5	23	2014	6	17	72	11.76	96	612	36	36	50.00	50.00
5	30	2014	6	14	72	11.76	97	612	38	34	52.78	47.22
6	27	2014	6	17	72	11.76	98	612	30	42	41.67	58.33
7	27	2014	1	17	72	11.76	99	612	35	37	48.61	51.39
8	8	2014	6	14	72	11.76	100	612	42	30	58.33	41.67
8	10	2014	1	16	72	11.76	101	612	27	45	37.50	62.50
4	4	2014	6	13	71	11.60	102	612	45	26	63.38	36.62
5	4	2014	1	17	71	11.60	103	612	36	35	50.70	49.30
6	22	2014	1	13	71	11.60	104	612	35	36	49.30	50.70
7	13	2014	1	14	71	11.60	105	612	26	45	36.62	63.38
7	22	2014	3	14	71	11.60	106	612	34	37	47.89	52.11
7	24	2014	5	12	71	11.60	107	612	39	32	54.93	45.07
8	1	2014	6	16	71	11.60	108	612	31	40	43.66	56.34
8	2	2014	7	16	71	11.60	109	612	39	32	54.93	45.07
8	3	2014	1	15	71	11.60	110	612	29	42	40.85	59.15
8	8	2014	6	17	71	11.60	111	612	42	29	59.15	40.85
8	14	2014	5	14	71	11.60	112	612	37	34	52.11	47.89
10	5	2014	1	17	71	11.60	113	612	29	42	40.85	59.15
11	26	2014	4	14	71	11.60	114	612	30	41	42.25	57.75
3	28	2014	6	14	70	11.44	115	612	42	28	60.00	40.00
3	31	2014	2	12	70	11.44	116	612	47	23	67.14	32.86
4	3	2014	5	10	70	11.44	117	612	43	27	61.43	38.57
4	4	2014	6	14	70	11.44	118	612	40	30	57.14	42.86
5	24	2014	7	14	70	11.44	119	612	38	32	54.29	45.71
7	6	2014	1	13	70	11.44	120	612	22	48	31.43	68.57
7	18	2014	6	13	70	11.44	121	612	32	38	45.71	54.29
7	24	2014	5	15	70	11.44	122	612	30	40	42.86	57.14
7	25	2014	6	13	70	11.44	123	612	32	38	45.71	54.29
8	3	2014	1	11	70	11.44	124	612	36	34	51.43	48.57
8	3	2014	1	19	70	11.44	125	612	31	39	44.29	55.71
9	5	2014	6	17	70	11.44	126	612	32	38	45.71	54.29
10	3	2014	6	14	70	11.44	127	612	38	32	54.29	45.71
10	28	2014	3	13	70	11.44	128	612	23	47	32.86	67.14
11	1	2014	7	13	70	11.44	129	612	21	49	30.00	70.00
11	1	2014	7	14	70	11.44	130	612	18	52	25.71	74.29
4	3	2014	5	13	69	11.27	131	612	44	25	63.77	36.23
4	4	2014	6	12	69	11.27	132	612	46	23	66.67	33.33
4	6	2014	1	18	69	11.27	133	612	40	29	57.97	42.03
5	23	2014	6	15	69	11.27	134	612	38	31	55.07	44.93

MO	DY	YR	DAY OF WK	HR	HR VOL	PERCENT OF AADT	HOUR NUMBER	AADT	NORTH VOLUME	SOUTH VOLUME	PERCENT NORTH IS OF TOTAL VOLUME	PERCENT SOUTH IS OF TOTAL VOLUME
6	15	2014	1	18	69	11.27	135	612	35	34	50.72	49.28
6	22	2014	1	14	69	11.27	136	612	21	48	30.43	69.57
7	3	2014	5	18	69	11.27	137	612	44	25	63.77	36.23
7	16	2014	4	16	69	11.27	138	612	32	37	46.38	53.62
7	21	2014	2	11	69	11.27	139	612	29	40	42.03	57.97
10	5	2014	1	15	69	11.27	140	612	23	46	33.33	66.67
10	15	2014	4	16	69	11.27	141	612	19	50	27.54	72.46
10	19	2014	1	13	69	11.27	142	612	24	45	34.78	65.22
10	19	2014	1	17	69	11.27	143	612	25	44	36.23	63.77
10	27	2014	2	11	69	11.27	144	612	19	50	27.54	72.46
10	29	2014	4	11	69	11.27	145	612	29	40	42.03	57.97
10	31	2014	6	13	69	11.27	146	612	29	40	42.03	57.97
4	1	2014	3	16	68	11.11	147	612	44	24	64.71	35.29
4	10	2014	5	13	68	11.11	148	612	48	20	70.59	29.41
5	24	2014	7	9	68	11.11	149	612	14	54	20.59	79.41
6	6	2014	6	15	68	11.11	150	612	30	38	44.12	55.88
6	29	2014	1	12	68	11.11	151	612	31	37	45.59	54.41
7	6	2014	1	16	68	11.11	152	612	26	42	38.24	61.76
7	6	2014	1	17	68	11.11	153	612	30	38	44.12	55.88
7	11	2014	6	16	68	11.11	154	612	43	25	63.24	36.76
7	25	2014	6	18	68	11.11	155	612	32	36	47.06	52.94
7	26	2014	7	15	68	11.11	156	612	23	45	33.82	66.18
8	7	2014	5	14	68	11.11	157	612	35	33	51.47	48.53
8	17	2014	1	13	68	11.11	158	612	21	47	30.88	69.12
8	23	2014	7	12	68	11.11	159	612	31	37	45.59	54.41
9	5	2014	6	14	68	11.11	160	612	37	31	54.41	45.59
10	10	2014	6	15	68	11.11	161	612	36	32	52.94	47.06
10	12	2014	1	13	68	11.11	162	612	28	40	41.18	58.82
10	19	2014	1	16	68	11.11	163	612	28	40	41.18	58.82
10	28	2014	3	12	68	11.11	164	612	15	53	22.06	77.94
11	1	2014	7	12	68	11.11	165	612	18	50	26.47	73.53
11	25	2014	3	15	68	11.11	166	612	28	40	41.18	58.82
12	27	2014	7	12	68	11.11	167	612	22	46	32.35	67.65
3	27	2014	5	12	67	10.95	168	612	42	25	62.69	37.31
3	28	2014	6	13	67	10.95	169	612	41	26	61.19	38.81
3	28	2014	6	17	67	10.95	170	612	38	29	56.72	43.28
4	4	2014	6	17	67	10.95	171	612	48	19	71.64	28.36
5	18	2014	1	16	67	10.95	172	612	37	30	55.22	44.78
7	6	2014	1	15	67	10.95	173	612	24	43	35.82	64.18
7	18	2014	6	18	67	10.95	174	612	41	26	61.19	38.81
7	19	2014	7	15	67	10.95	175	612	34	33	50.75	49.25

MO	DY	YR	DAY OF WK	HR	HR VOL	PERCENT OF AADT	HOUR NUMBER	AADT	NORTH VOLUME	SOUTH VOLUME	PERCENT NORTH IS OF TOTAL VOLUME	PERCENT SOUTH IS OF TOTAL VOLUME
7	26	2014	7	12	67	10.95	176	612	29	38	43.28	56.72
7	30	2014	4	16	67	10.95	177	612	25	42	37.31	62.69
8	1	2014	6	19	67	10.95	178	612	36	31	53.73	46.27
8	3	2014	1	12	67	10.95	179	612	27	40	40.30	59.70
8	9	2014	7	13	67	10.95	180	612	35	32	52.24	47.76
8	9	2014	7	14	67	10.95	181	612	38	29	56.72	43.28
8	10	2014	1	11	67	10.95	182	612	30	37	44.78	55.22
8	22	2014	6	16	67	10.95	183	612	27	40	40.30	59.70
8	31	2014	1	15	67	10.95	184	612	39	28	58.21	41.79
9	7	2014	1	14	67	10.95	185	612	28	39	41.79	58.21
9	7	2014	1	15	67	10.95	186	612	17	50	25.37	74.63
9	21	2014	1	11	67	10.95	187	612	32	35	47.76	52.24
10	5	2014	1	14	67	10.95	188	612	23	44	34.33	65.67
3	31	2014	2	15	66	10.78	189	612	38	28	57.58	42.42
4	6	2014	1	15	66	10.78	190	612	44	22	66.67	33.33
4	11	2014	6	15	66	10.78	191	612	43	23	65.15	34.85
4	25	2014	6	19	66	10.78	192	612	30	36	45.45	54.55
5	9	2014	6	15	66	10.78	193	612	42	24	63.64	36.36
5	18	2014	1	18	66	10.78	194	612	29	37	43.94	56.06
6	15	2014	1	15	66	10.78	195	612	34	32	51.52	48.48
6	19	2014	5	17	66	10.78	196	612	38	28	57.58	42.42
6	22	2014	1	12	66	10.78	197	612	20	46	30.30	69.70
7	8	2014	3	14	66	10.78	198	612	22	44	33.33	66.67
7	11	2014	6	11	66	10.78	199	612	34	32	51.52	48.48
7	19	2014	7	13	66	10.78	200	612	28	38	42.42	57.58



AADT= 60871 K 30 FACTOR= 9.61 K 100 FACTOR= 9.37 K 200 FACTOR= 8.98 D 30 FACTOR= 51.54



MO	DY	YR	DAY OF WK	HR	HR VOL	PERCENT OF AADT	HOUR NUMBER	AADT	NORTH VOLUME	SOUTH VOLUME	PERCENT NORTH IS OF TOTAL VOLUME	PERCENT SOUTH IS OF TOTAL VOLUME
4	24	2014	5	17	6144	10.09	1	60871	3018	3126	49.12	50.88
5	15	2014	5	17	6084	9.99	2	60871	2994	3090	49.21	50.79
6	26	2014	5	17	6071	9.97	3	60871	2946	3125	48.53	51.47
5	7	2014	4	17	6029	9.90	4	60871	2998	3031	49.73	50.27
4	29	2014	3	17	6027	9.90	5	60871	2981	3046	49.46	50.54
6	4	2014	4	17	6010	9.87	6	60871	2891	3119	48.10	51.90
5	16	2014	6	17	5995	9.85	7	60871	2915	3080	48.62	51.38
5	29	2014	5	17	5994	9.85	8	60871	2873	3121	47.93	52.07
6	3	2014	3	17	5982	9.83	9	60871	2915	3067	48.73	51.27
6	24	2014	3	17	5974	9.81	10	60871	2896	3078	48.48	51.52
6	11	2014	4	17	5939	9.76	11	60871	2883	3056	48.54	51.46

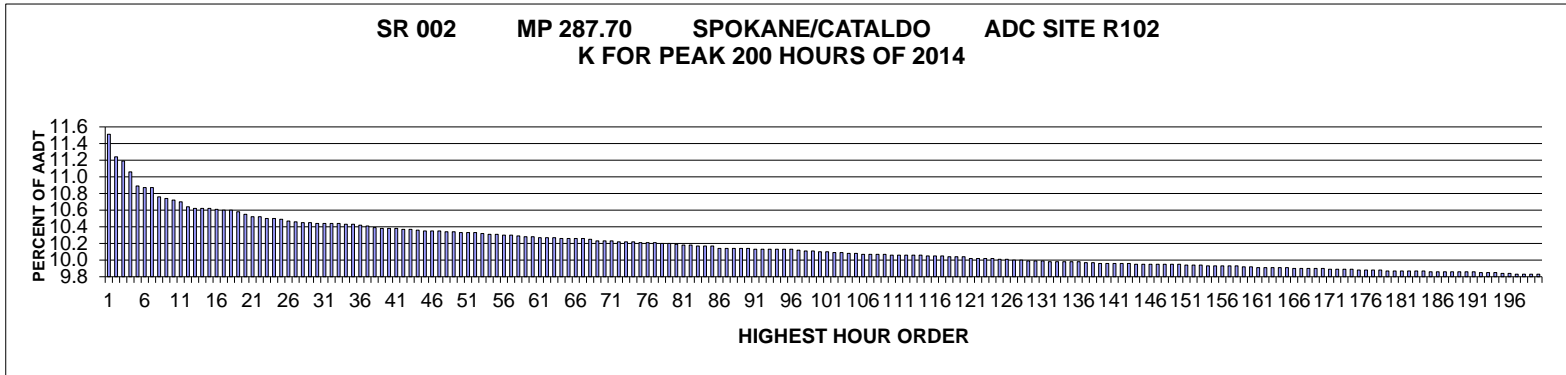
MO	DY	YR	DAY OF WK	HR	HR VOL	PERCENT OF AADT	HOUR NUMBER	AADT	NORTH VOLUME	SOUTH VOLUME	PERCENT NORTH IS OF TOTAL VOLUME	PERCENT SOUTH IS OF TOTAL VOLUME
6	16	2014	2	17	5939	9.76	12	60871	2934	3005	49.40	50.60
8	13	2014	4	17	5936	9.75	13	60871	2894	3042	48.75	51.25
5	28	2014	4	17	5918	9.72	14	60871	2907	3011	49.12	50.88
4	1	2014	3	17	5908	9.71	15	60871	2853	3055	48.29	51.71
5	27	2014	3	17	5908	9.71	16	60871	2899	3009	49.07	50.93
5	29	2014	5	16	5908	9.71	17	60871	2846	3062	48.17	51.83
6	25	2014	4	17	5905	9.70	18	60871	2906	2999	49.21	50.79
5	14	2014	4	17	5902	9.70	19	60871	3058	2844	51.81	48.19
6	12	2014	5	17	5902	9.70	20	60871	2940	2962	49.81	50.19
4	4	2014	6	17	5899	9.69	21	60871	2827	3072	47.92	52.08
11	13	2014	5	17	5899	9.69	22	60871	2792	3107	47.33	52.67
7	1	2014	3	17	5893	9.68	23	60871	2825	3068	47.94	52.06
8	19	2014	3	17	5888	9.67	24	60871	2803	3085	47.61	52.39
5	5	2014	2	17	5879	9.66	25	60871	2848	3031	48.44	51.56
8	4	2014	2	17	5873	9.65	26	60871	2804	3069	47.74	52.26
8	18	2014	2	17	5869	9.64	27	60871	2809	3060	47.86	52.14
5	30	2014	6	17	5865	9.64	28	60871	2867	2998	48.88	51.12
7	8	2014	3	17	5861	9.63	29	60871	2856	3005	48.73	51.27
6	11	2014	4	16	5850	9.61	30	60871	3015	2835	51.54	48.46
7	2	2014	4	17	5849	9.61	31	60871	2824	3025	48.28	51.72
5	9	2014	6	17	5848	9.61	32	60871	2835	3013	48.48	51.52
12	19	2014	6	17	5848	9.61	33	60871	2774	3074	47.44	52.56
6	13	2014	6	16	5845	9.60	34	60871	2978	2867	50.95	49.05
6	19	2014	5	17	5843	9.60	35	60871	2785	3058	47.66	52.34
5	2	2014	6	17	5839	9.59	36	60871	2822	3017	48.33	51.67
7	22	2014	3	17	5837	9.59	37	60871	2726	3111	46.70	53.30
8	5	2014	3	17	5823	9.57	38	60871	2795	3028	48.00	52.00
7	7	2014	2	17	5822	9.56	39	60871	2815	3007	48.35	51.65
6	5	2014	5	17	5820	9.56	40	60871	2775	3045	47.68	52.32
8	6	2014	4	17	5818	9.56	41	60871	2782	3036	47.82	52.18
12	3	2014	4	17	5814	9.55	42	60871	2772	3042	47.68	52.32
5	6	2014	3	17	5813	9.55	43	60871	2836	2977	48.79	51.21
7	24	2014	5	17	5813	9.55	44	60871	2795	3018	48.08	51.92
4	25	2014	6	17	5805	9.54	45	60871	2876	2929	49.54	50.46
5	23	2014	6	16	5802	9.53	46	60871	2851	2951	49.14	50.86
3	31	2014	2	17	5797	9.52	47	60871	2773	3024	47.84	52.16
7	29	2014	3	17	5795	9.52	48	60871	2738	3057	47.25	52.75
7	31	2014	5	16	5793	9.52	49	60871	2845	2948	49.11	50.89
6	30	2014	2	17	5792	9.52	50	60871	2836	2956	48.96	51.04
12	12	2014	6	16	5789	9.51	51	60871	2893	2896	49.97	50.03
4	23	2014	4	17	5786	9.51	52	60871	2870	2916	49.60	50.40

MO	DY	YR	DAY OF WK	HR	HR VOL	PERCENT OF AADT	HOUR NUMBER	AADT	NORTH VOLUME	SOUTH VOLUME	PERCENT NORTH IS OF TOTAL VOLUME	PERCENT SOUTH IS OF TOTAL VOLUME
7	11	2014	6	16	5784	9.50	53	60871	2898	2886	50.10	49.90
12	9	2014	3	16	5784	9.50	54	60871	2944	2840	50.90	49.10
12	5	2014	6	17	5779	9.49	55	60871	2783	2996	48.16	51.84
3	24	2014	2	17	5778	9.49	56	60871	2813	2965	48.68	51.32
5	14	2014	4	16	5775	9.49	57	60871	2784	2991	48.21	51.79
8	12	2014	3	17	5775	9.49	58	60871	2776	2999	48.07	51.93
11	12	2014	4	17	5775	9.49	59	60871	2756	3019	47.72	52.28
8	7	2014	5	16	5770	9.48	60	60871	2803	2967	48.58	51.42
5	1	2014	5	17	5769	9.48	61	60871	2773	2996	48.07	51.93
8	1	2014	6	16	5769	9.48	62	60871	2841	2928	49.25	50.75
5	16	2014	6	16	5768	9.48	63	60871	2832	2936	49.10	50.90
5	29	2014	5	8	5767	9.47	64	60871	3149	2618	54.60	45.40
7	16	2014	4	17	5764	9.47	65	60871	2711	3053	47.03	52.97
7	24	2014	5	16	5764	9.47	66	60871	2853	2911	49.50	50.50
5	14	2014	4	18	5759	9.46	67	60871	2509	3250	43.57	56.43
12	2	2014	3	17	5757	9.46	68	60871	2761	2996	47.96	52.04
8	1	2014	6	17	5755	9.45	69	60871	2669	3086	46.38	53.62
4	7	2014	2	17	5753	9.45	70	60871	2735	3018	47.54	52.46
3	27	2014	5	17	5750	9.45	71	60871	2697	3053	46.90	53.10
6	23	2014	2	17	5750	9.45	72	60871	2757	2993	47.95	52.05
8	14	2014	5	17	5748	9.44	73	60871	2698	3050	46.94	53.06
11	19	2014	4	17	5742	9.43	74	60871	2800	2942	48.76	51.24
12	17	2014	4	17	5736	9.42	75	60871	2738	2998	47.73	52.27
7	30	2014	4	17	5735	9.42	76	60871	2703	3032	47.13	52.87
7	28	2014	2	17	5731	9.41	77	60871	2818	2913	49.17	50.83
11	4	2014	3	17	5727	9.41	78	60871	2718	3009	47.46	52.54
8	6	2014	4	16	5725	9.41	79	60871	2735	2990	47.77	52.23
11	17	2014	2	17	5725	9.41	80	60871	2718	3007	47.48	52.52
7	21	2014	2	17	5724	9.40	81	60871	2752	2972	48.08	51.92
7	30	2014	4	16	5724	9.40	82	60871	2832	2892	49.48	50.52
8	15	2014	6	16	5723	9.40	83	60871	2796	2927	48.86	51.14
7	22	2014	3	16	5722	9.40	84	60871	2785	2937	48.67	51.33
7	14	2014	2	17	5720	9.40	85	60871	2759	2961	48.23	51.77
6	26	2014	5	18	5719	9.40	86	60871	2560	3159	44.76	55.24
6	27	2014	6	17	5719	9.40	87	60871	2814	2905	49.20	50.80
11	10	2014	2	17	5718	9.39	88	60871	2805	2913	49.06	50.94
11	26	2014	4	16	5718	9.39	89	60871	2735	2983	47.83	52.17
6	13	2014	6	17	5717	9.39	90	60871	2791	2926	48.82	51.18
8	15	2014	6	17	5714	9.39	91	60871	2749	2965	48.11	51.89
7	25	2014	6	17	5713	9.39	92	60871	2798	2915	48.98	51.02
8	20	2014	4	17	5712	9.38	93	60871	2785	2927	48.76	51.24

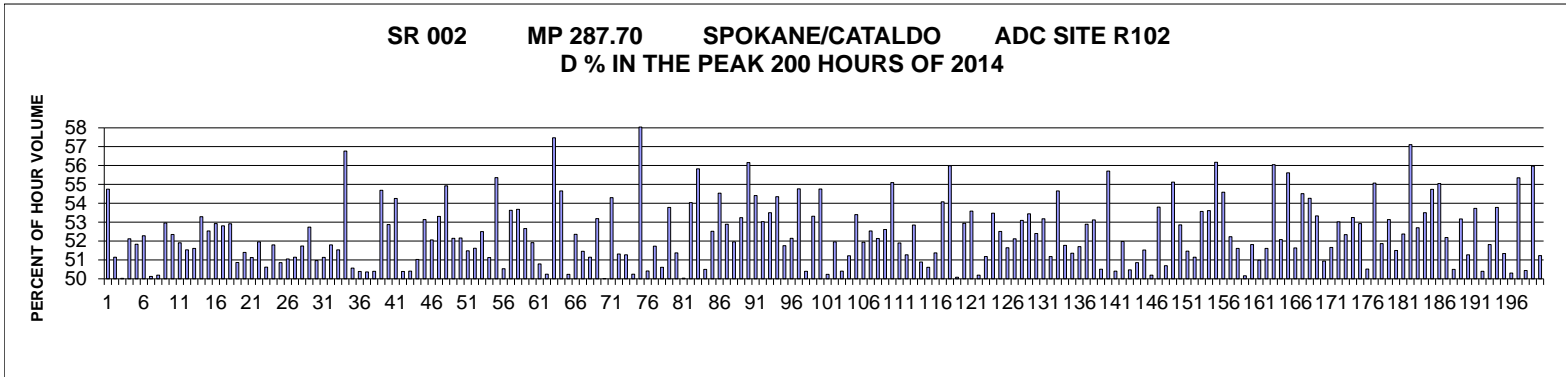
MO	DY	YR	DAY OF WK	HR	HR VOL	PERCENT OF AADT	HOUR NUMBER	AADT	NORTH VOLUME	SOUTH VOLUME	PERCENT NORTH IS OF TOTAL VOLUME	PERCENT SOUTH IS OF TOTAL VOLUME
8	13	2014	4	16	5710	9.38	94	60871	2838	2872	49.70	50.30
7	16	2014	4	16	5709	9.38	95	60871	2800	2909	49.05	50.95
7	18	2014	6	17	5709	9.38	96	60871	2768	2941	48.48	51.52
7	23	2014	4	18	5708	9.38	97	60871	2527	3181	44.27	55.73
11	18	2014	3	17	5707	9.38	98	60871	2745	2962	48.10	51.90
3	6	2014	5	17	5706	9.37	99	60871	2783	2923	48.77	51.23
7	17	2014	5	17	5702	9.37	100	60871	2672	3030	46.86	53.14
4	28	2014	2	17	5700	9.36	101	60871	2674	3026	46.91	53.09
12	15	2014	2	17	5700	9.36	102	60871	2654	3046	46.56	53.44
11	3	2014	2	17	5699	9.36	103	60871	2771	2928	48.62	51.38
5	12	2014	2	17	5698	9.36	104	60871	2671	3027	46.88	53.12
5	2	2014	6	16	5695	9.36	105	60871	2781	2914	48.83	51.17
7	11	2014	6	17	5692	9.35	106	60871	2687	3005	47.21	52.79
5	15	2014	5	18	5690	9.35	107	60871	2535	3155	44.55	55.45
7	1	2014	3	18	5686	9.34	108	60871	2586	3100	45.48	54.52
7	10	2014	5	17	5680	9.33	109	60871	2628	3052	46.27	53.73
5	30	2014	6	16	5678	9.33	110	60871	2829	2849	49.82	50.18
7	10	2014	5	16	5676	9.32	111	60871	2865	2811	50.48	49.52
12	19	2014	6	16	5675	9.32	112	60871	2682	2993	47.26	52.74
7	18	2014	6	16	5671	9.32	113	60871	2797	2874	49.32	50.68
12	16	2014	3	17	5668	9.31	114	60871	2650	3018	46.75	53.25
4	14	2014	2	17	5666	9.31	115	60871	2695	2971	47.56	52.44
7	29	2014	3	18	5666	9.31	116	60871	2507	3159	44.25	55.75
8	11	2014	2	17	5664	9.30	117	60871	2756	2908	48.66	51.34
12	1	2014	2	17	5664	9.30	118	60871	2699	2965	47.65	52.35
7	15	2014	3	17	5663	9.30	119	60871	2689	2974	47.48	52.52
7	25	2014	6	16	5663	9.30	120	60871	2809	2854	49.60	50.40
8	14	2014	5	18	5662	9.30	121	60871	2541	3121	44.88	55.12
1	22	2014	4	17	5661	9.30	122	60871	2768	2893	48.90	51.10
5	1	2014	5	16	5660	9.30	123	60871	2673	2987	47.23	52.77
4	18	2014	6	17	5656	9.29	124	60871	2682	2974	47.42	52.58
5	28	2014	4	16	5655	9.29	125	60871	2807	2848	49.64	50.36
8	7	2014	5	17	5655	9.29	126	60871	2632	3023	46.54	53.46
11	14	2014	6	16	5651	9.28	127	60871	2800	2851	49.55	50.45
11	20	2014	5	17	5645	9.27	128	60871	2668	2977	47.26	52.74
3	26	2014	4	17	5642	9.27	129	60871	2665	2977	47.24	52.76
12	16	2014	3	18	5642	9.27	130	60871	2505	3137	44.40	55.60
11	14	2014	6	17	5636	9.26	131	60871	2611	3025	46.33	53.67
7	17	2014	5	16	5635	9.26	132	60871	2758	2877	48.94	51.06
8	8	2014	6	16	5635	9.26	133	60871	2809	2826	49.85	50.15
4	15	2014	3	17	5634	9.26	134	60871	2614	3020	46.40	53.60

MO	DY	YR	DAY OF WK	HR	HR VOL	PERCENT OF AADT	HOUR NUMBER	AADT	NORTH VOLUME	SOUTH VOLUME	PERCENT NORTH IS OF TOTAL VOLUME	PERCENT SOUTH IS OF TOTAL VOLUME
7	15	2014	3	16	5633	9.25	135	60871	2735	2898	48.55	51.45
6	19	2014	5	18	5631	9.25	136	60871	2594	3037	46.07	53.93
8	20	2014	4	16	5627	9.24	137	60871	2704	2923	48.05	51.95
6	12	2014	5	18	5622	9.24	138	60871	2595	3027	46.16	53.84
12	12	2014	6	17	5621	9.23	139	60871	2576	3045	45.83	54.17
6	5	2014	5	16	5620	9.23	140	60871	2756	2864	49.04	50.96
1	23	2014	5	17	5616	9.23	141	60871	2793	2823	49.73	50.27
4	21	2014	2	17	5614	9.22	142	60871	2631	2983	46.86	53.14
1	17	2014	6	17	5611	9.22	143	60871	2798	2813	49.87	50.13
4	24	2014	5	18	5609	9.21	144	60871	2491	3118	44.41	55.59
11	11	2014	3	17	5600	9.20	145	60871	2612	2988	46.64	53.36
3	21	2014	6	16	5596	9.19	146	60871	2862	2734	51.14	48.86
6	19	2014	5	16	5592	9.19	147	60871	2698	2894	48.25	51.75
6	27	2014	6	16	5592	9.19	148	60871	2720	2872	48.64	51.36
5	9	2014	6	16	5589	9.18	149	60871	2663	2926	47.65	52.35
1	31	2014	6	17	5586	9.18	150	60871	2743	2843	49.10	50.90
6	16	2014	2	18	5582	9.17	151	60871	2539	3043	45.49	54.51
11	13	2014	5	18	5581	9.17	152	60871	2499	3082	44.78	55.22
7	9	2014	4	17	5570	9.15	153	60871	2565	3005	46.05	53.95
1	21	2014	3	17	5567	9.15	154	60871	2718	2849	48.82	51.18
7	29	2014	3	16	5567	9.15	155	60871	2656	2911	47.71	52.29
5	23	2014	6	17	5564	9.14	156	60871	2551	3013	45.85	54.15
6	4	2014	4	18	5564	9.14	157	60871	2447	3117	43.98	56.02
4	29	2014	3	18	5562	9.14	158	60871	2400	3162	43.15	56.85
6	24	2014	3	18	5560	9.13	159	60871	2549	3011	45.85	54.15
7	14	2014	2	18	5558	9.13	160	60871	2501	3057	45.00	55.00
5	15	2014	5	16	5553	9.12	161	60871	2691	2862	48.46	51.54
5	29	2014	5	18	5547	9.11	162	60871	2332	3215	42.04	57.96
1	15	2014	4	17	5544	9.11	163	60871	2739	2805	49.40	50.60
6	3	2014	3	18	5544	9.11	164	60871	2433	3111	43.89	56.11
12	9	2014	3	18	5540	9.10	165	60871	2478	3062	44.73	55.27
7	2	2014	4	16	5537	9.10	166	60871	2720	2817	49.12	50.88
7	2	2014	4	18	5537	9.10	167	60871	2531	3006	45.71	54.29
6	11	2014	4	18	5536	9.09	168	60871	2499	3037	45.14	54.86
6	30	2014	2	18	5535	9.09	169	60871	2520	3015	45.53	54.47
4	4	2014	6	16	5532	9.09	170	60871	2628	2904	47.51	52.49
1	14	2014	3	17	5531	9.09	171	60871	2794	2737	50.52	49.48
12	5	2014	6	16	5529	9.08	172	60871	2612	2917	47.24	52.76
7	9	2014	4	16	5526	9.08	173	60871	2671	2855	48.34	51.66
11	4	2014	3	18	5523	9.07	174	60871	2451	3072	44.38	55.62
5	28	2014	4	18	5521	9.07	175	60871	2476	3045	44.85	55.15

MO	DY	YR	DAY OF WK	HR	HR VOL	PERCENT OF AADT	HOUR NUMBER	AADT	NORTH VOLUME	SOUTH VOLUME	PERCENT NORTH IS OF TOTAL VOLUME	PERCENT SOUTH IS OF TOTAL VOLUME
7	10	2014	5	18	5521	9.07	176	60871	2468	3053	44.70	55.30
5	27	2014	3	18	5519	9.07	177	60871	2414	3105	43.74	56.26
6	12	2014	5	16	5516	9.06	178	60871	2707	2809	49.08	50.92
6	25	2014	4	18	5513	9.06	179	60871	2555	2958	46.35	53.65
7	14	2014	2	16	5510	9.05	180	60871	2686	2824	48.75	51.25
12	12	2014	6	18	5504	9.04	181	60871	2536	2968	46.08	53.92
12	11	2014	5	18	5500	9.04	182	60871	2461	3039	44.75	55.25
5	27	2014	3	16	5499	9.03	183	60871	2656	2843	48.30	51.70
6	5	2014	5	18	5498	9.03	184	60871	2441	3057	44.40	55.60
11	12	2014	4	18	5498	9.03	185	60871	2418	3080	43.98	56.02
5	6	2014	3	18	5497	9.03	186	60871	2346	3151	42.68	57.32
7	3	2014	5	16	5497	9.03	187	60871	2616	2881	47.59	52.41
12	2	2014	3	18	5484	9.01	188	60871	2396	3088	43.69	56.31
11	6	2014	5	17	5483	9.01	189	60871	2468	3015	45.01	54.99
8	7	2014	5	18	5481	9.00	190	60871	2443	3038	44.57	55.43
8	19	2014	3	18	5481	9.00	191	60871	2395	3086	43.70	56.30
3	27	2014	5	16	5478	9.00	192	60871	2649	2829	48.36	51.64
12	5	2014	6	18	5477	9.00	193	60871	2510	2967	45.83	54.17
7	3	2014	5	17	5476	9.00	194	60871	2535	2941	46.29	53.71
7	30	2014	4	18	5475	8.99	195	60871	2420	3055	44.20	55.80
11	25	2014	3	17	5475	8.99	196	60871	2540	2935	46.39	53.61
8	19	2014	3	16	5473	8.99	197	60871	2587	2886	47.27	52.73
4	25	2014	6	16	5468	8.98	198	60871	2684	2784	49.09	50.91
6	25	2014	4	16	5467	8.98	199	60871	2552	2915	46.68	53.32
8	4	2014	2	18	5467	8.98	200	60871	2464	3003	45.07	54.93



AADT= 21233 **K 30 FACTOR=** 10.44 **K 100 FACTOR=** 10.10 **K 200 FACTOR=** 9.83 **D 30 FACTOR=** 50.97



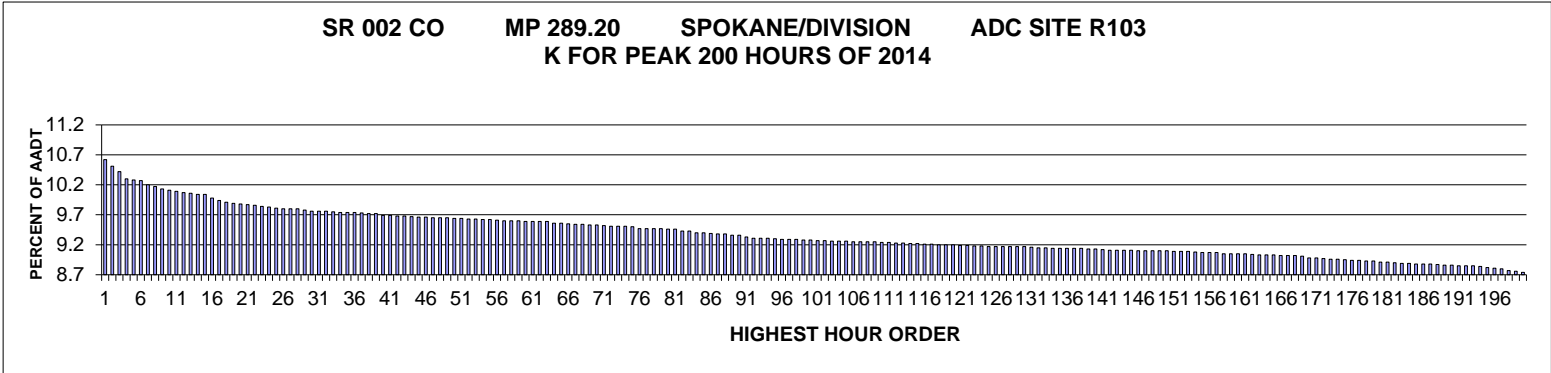
MO	DY	YR	DAY OF WK	HR	HR VOL	PERCENT OF AADT	HOUR NUMBER	AADT	EAST VOLUME	WEST VOLUME	PERCENT EAST IS OF TOTAL VOLUME	PERCENT WEST IS OF TOTAL VOLUME
5	9	2014	6	17	2444	11.51	1	21233	0	0	0.00	0.00
10	24	2014	6	17	2387	11.24	2	21233	0	0	0.00	0.00
11	14	2014	6	17	2376	11.19	3	21233	0	0	0.00	0.00
2	28	2014	6	17	2348	11.06	4	21233	0	0	0.00	0.00
10	24	2014	6	16	2313	10.89	5	21233	0	0	0.00	0.00
10	17	2014	6	17	2309	10.87	6	21233	0	0	0.00	0.00
10	10	2014	6	17	2308	10.87	7	21233	0	0	0.00	0.00
2	13	2014	5	17	2284	10.76	8	21233	0	0	0.00	0.00
10	31	2014	6	16	2281	10.74	9	21233	0	0	0.00	0.00
10	24	2014	6	18	2276	10.72	10	21233	0	0	0.00	0.00
10	31	2014	6	17	2272	10.70	11	21233	0	0	0.00	0.00
11	7	2014	6	17	2259	10.64	12	21233	0	0	0.00	0.00
10	3	2014	6	17	2255	10.62	13	21233	0	0	0.00	0.00

MO	DY	YR	DAY OF WK	HR	HR VOL	PERCENT OF AADT	HOUR NUMBER	AADT	EAST VOLUME	WEST VOLUME	PERCENT EAST IS OF TOTAL VOLUME	PERCENT WEST IS OF TOTAL VOLUME
5	30	2014	6	17	2254	10.62	14	21233	0	0	0.00	0.00
11	6	2014	5	17	2254	10.62	15	21233	0	0	0.00	0.00
10	30	2014	5	17	2253	10.61	16	21233	0	0	0.00	0.00
2	13	2014	5	18	2251	10.60	17	21233	0	0	0.00	0.00
6	18	2014	4	17	2250	10.60	18	21233	0	0	0.00	0.00
6	6	2014	6	17	2247	10.58	19	21233	0	0	0.00	0.00
9	9	2014	3	17	2241	10.55	20	21233	0	0	0.00	0.00
7	17	2014	5	17	2234	10.52	21	21233	0	0	0.00	0.00
10	9	2014	5	17	2233	10.52	22	21233	0	0	0.00	0.00
3	15	2014	7	14	2229	10.50	23	21233	0	0	0.00	0.00
10	2	2014	5	17	2229	10.50	24	21233	0	0	0.00	0.00
9	25	2014	5	17	2227	10.49	25	21233	0	0	0.00	0.00
9	30	2014	3	17	2224	10.47	26	21233	0	0	0.00	0.00
11	14	2014	6	16	2220	10.46	27	21233	0	0	0.00	0.00
6	19	2014	5	18	2218	10.45	28	21233	0	0	0.00	0.00
10	29	2014	4	17	2218	10.45	29	21233	0	0	0.00	0.00
2	14	2014	6	17	2217	10.44	30	21233	0	0	0.00	0.00
9	18	2014	5	17	2217	10.44	31	21233	0	0	0.00	0.00
9	24	2014	4	17	2217	10.44	32	21233	0	0	0.00	0.00
9	30	2014	3	18	2216	10.44	33	21233	0	0	0.00	0.00
5	29	2014	5	18	2214	10.43	34	21233	0	0	0.00	0.00
9	11	2014	5	17	2214	10.43	35	21233	0	0	0.00	0.00
5	29	2014	5	17	2213	10.42	36	21233	0	0	0.00	0.00
9	5	2014	6	17	2211	10.41	37	21233	0	0	0.00	0.00
6	18	2014	4	18	2207	10.39	38	21233	0	0	0.00	0.00
6	19	2014	5	17	2205	10.38	39	21233	0	0	0.00	0.00
10	8	2014	4	17	2204	10.38	40	21233	0	0	0.00	0.00
12	18	2014	5	17	2204	10.38	41	21233	0	0	0.00	0.00
10	15	2014	4	17	2201	10.37	42	21233	0	0	0.00	0.00
12	19	2014	6	17	2201	10.37	43	21233	0	0	0.00	0.00
5	9	2014	6	16	2200	10.36	44	21233	0	0	0.00	0.00
10	7	2014	3	17	2198	10.35	45	21233	0	0	0.00	0.00
6	5	2014	5	17	2197	10.35	46	21233	0	0	0.00	0.00
9	16	2014	3	17	2197	10.35	47	21233	0	0	0.00	0.00
6	26	2014	5	17	2196	10.34	48	21233	0	0	0.00	0.00
12	2	2014	3	17	2195	10.34	49	21233	0	0	0.00	0.00
2	14	2014	6	16	2193	10.33	50	21233	0	0	0.00	0.00
10	10	2014	6	18	2193	10.33	51	21233	0	0	0.00	0.00
11	5	2014	4	17	2193	10.33	52	21233	0	0	0.00	0.00
5	2	2014	6	17	2192	10.32	53	21233	0	0	0.00	0.00
3	12	2014	4	17	2190	10.31	54	21233	0	0	0.00	0.00
6	12	2014	5	17	2189	10.31	55	21233	0	0	0.00	0.00
5	21	2014	4	17	2187	10.30	56	21233	0	0	0.00	0.00
6	24	2014	3	17	2187	10.30	57	21233	0	0	0.00	0.00
12	22	2014	2	13	2184	10.29	58	21233	0	0	0.00	0.00
4	18	2014	6	17	2183	10.28	59	21233	0	0	0.00	0.00
8	28	2014	5	17	2183	10.28	60	21233	0	0	0.00	0.00
10	24	2014	6	15	2181	10.27	61	21233	0	0	0.00	0.00

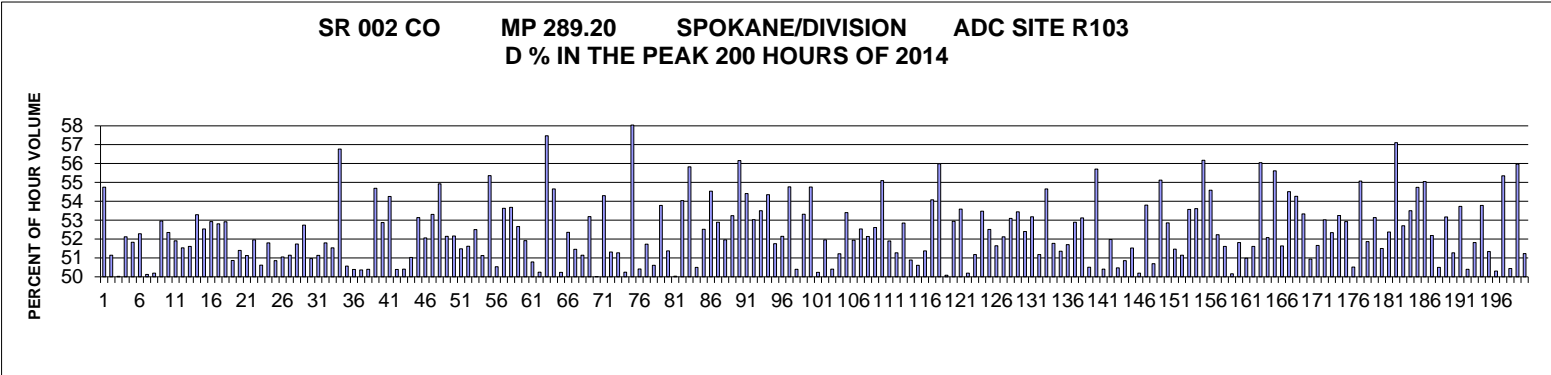
MO	DY	YR	DAY OF WK	HR	HR VOL	PERCENT OF AADT	HOUR NUMBER	AADT	EAST VOLUME	WEST VOLUME	PERCENT EAST IS OF TOTAL VOLUME	PERCENT WEST IS OF TOTAL VOLUME
2	27	2014	5	17	2180	10.27	62	21233	0	0	0.00	0.00
6	5	2014	5	18	2180	10.27	63	21233	0	0	0.00	0.00
5	13	2014	3	17	2179	10.26	64	21233	0	0	0.00	0.00
7	18	2014	6	17	2178	10.26	65	21233	0	0	0.00	0.00
7	23	2014	4	17	2178	10.26	66	21233	0	0	0.00	0.00
10	30	2014	5	18	2178	10.26	67	21233	0	0	0.00	0.00
12	19	2014	6	16	2176	10.25	68	21233	0	0	0.00	0.00
6	25	2014	4	17	2173	10.23	69	21233	0	0	0.00	0.00
9	23	2014	3	17	2173	10.23	70	21233	0	0	0.00	0.00
9	19	2014	6	17	2172	10.23	71	21233	0	0	0.00	0.00
9	26	2014	6	17	2171	10.22	72	21233	0	0	0.00	0.00
10	23	2014	5	18	2171	10.22	73	21233	0	0	0.00	0.00
9	4	2014	5	17	2170	10.22	74	21233	0	0	0.00	0.00
2	21	2014	6	17	2168	10.21	75	21233	0	0	0.00	0.00
10	6	2014	2	17	2168	10.21	76	21233	0	0	0.00	0.00
4	30	2014	4	17	2167	10.21	77	21233	0	0	0.00	0.00
5	9	2014	6	18	2166	10.20	78	21233	0	0	0.00	0.00
10	1	2014	4	18	2165	10.20	79	21233	0	0	0.00	0.00
7	10	2014	5	17	2163	10.19	80	21233	0	0	0.00	0.00
6	30	2014	2	17	2162	10.18	81	21233	0	0	0.00	0.00
12	3	2014	4	17	2162	10.18	82	21233	0	0	0.00	0.00
7	15	2014	3	17	2160	10.17	83	21233	0	0	0.00	0.00
11	12	2014	4	17	2160	10.17	84	21233	0	0	0.00	0.00
9	24	2014	4	18	2159	10.17	85	21233	0	0	0.00	0.00
7	1	2014	3	17	2154	10.14	86	21233	0	0	0.00	0.00
10	1	2014	4	17	2154	10.14	87	21233	0	0	0.00	0.00
3	7	2014	6	16	2153	10.14	88	21233	0	0	0.00	0.00
11	13	2014	5	17	2153	10.14	89	21233	0	0	0.00	0.00
4	2	2014	4	17	2152	10.14	90	21233	0	0	0.00	0.00
8	20	2014	4	17	2151	10.13	91	21233	0	0	0.00	0.00
5	20	2014	3	17	2150	10.13	92	21233	0	0	0.00	0.00
6	3	2014	3	18	2150	10.13	93	21233	0	0	0.00	0.00
6	4	2014	4	18	2150	10.13	94	21233	0	0	0.00	0.00
6	17	2014	3	17	2150	10.13	95	21233	0	0	0.00	0.00
8	22	2014	6	17	2150	10.13	96	21233	0	0	0.00	0.00
6	10	2014	3	17	2148	10.12	97	21233	0	0	0.00	0.00
9	17	2014	4	17	2147	10.11	98	21233	0	0	0.00	0.00
10	22	2014	4	17	2146	10.11	99	21233	0	0	0.00	0.00
8	29	2014	6	16	2145	10.10	100	21233	0	0	0.00	0.00
8	29	2014	6	17	2144	10.10	101	21233	0	0	0.00	0.00
8	21	2014	5	17	2143	10.09	102	21233	0	0	0.00	0.00
11	14	2014	6	15	2143	10.09	103	21233	0	0	0.00	0.00
12	23	2014	3	17	2141	10.08	104	21233	0	0	0.00	0.00
6	13	2014	6	18	2140	10.08	105	21233	0	0	0.00	0.00
9	18	2014	5	18	2139	10.07	106	21233	0	0	0.00	0.00
4	16	2014	4	17	2138	10.07	107	21233	0	0	0.00	0.00
6	11	2014	4	17	2138	10.07	108	21233	0	0	0.00	0.00
10	7	2014	3	18	2138	10.07	109	21233	0	0	0.00	0.00

MO	DY	YR	DAY OF WK	HR	HR VOL	PERCENT OF AADT	HOUR NUMBER	AADT	EAST VOLUME	WEST VOLUME	PERCENT EAST IS OF TOTAL VOLUME	PERCENT WEST IS OF TOTAL VOLUME
5	6	2014	3	17	2137	10.06	110	21233	0	0	0.00	0.00
3	12	2014	4	18	2136	10.06	111	21233	0	0	0.00	0.00
5	8	2014	5	17	2136	10.06	112	21233	0	0	0.00	0.00
10	21	2014	3	17	2136	10.06	113	21233	0	0	0.00	0.00
7	8	2014	3	17	2135	10.06	114	21233	0	0	0.00	0.00
3	7	2014	6	17	2134	10.05	115	21233	0	0	0.00	0.00
3	13	2014	5	17	2134	10.05	116	21233	0	0	0.00	0.00
4	4	2014	6	17	2134	10.05	117	21233	0	0	0.00	0.00
5	30	2014	6	18	2132	10.04	118	21233	0	0	0.00	0.00
1	17	2014	6	17	2131	10.04	119	21233	0	0	0.00	0.00
9	12	2014	6	17	2131	10.04	120	21233	0	0	0.00	0.00
4	4	2014	6	16	2127	10.02	121	21233	0	0	0.00	0.00
7	8	2014	3	18	2127	10.02	122	21233	0	0	0.00	0.00
10	10	2014	6	16	2127	10.02	123	21233	0	0	0.00	0.00
10	16	2014	5	17	2127	10.02	124	21233	0	0	0.00	0.00
6	26	2014	5	18	2125	10.01	125	21233	0	0	0.00	0.00
11	3	2014	2	17	2125	10.01	126	21233	0	0	0.00	0.00
11	7	2014	6	18	2124	10.00	127	21233	0	0	0.00	0.00
10	28	2014	3	18	2123	10.00	128	21233	0	0	0.00	0.00
6	4	2014	4	17	2122	9.99	129	21233	0	0	0.00	0.00
12	5	2014	6	16	2122	9.99	130	21233	0	0	0.00	0.00
7	22	2014	3	17	2121	9.99	131	21233	0	0	0.00	0.00
5	9	2014	6	15	2120	9.98	132	21233	0	0	0.00	0.00
5	22	2014	5	18	2120	9.98	133	21233	0	0	0.00	0.00
6	3	2014	3	17	2120	9.98	134	21233	0	0	0.00	0.00
7	10	2014	5	18	2119	9.98	135	21233	0	0	0.00	0.00
5	6	2014	3	18	2118	9.98	136	21233	0	0	0.00	0.00
10	23	2014	5	17	2117	9.97	137	21233	0	0	0.00	0.00
6	12	2014	5	18	2116	9.97	138	21233	0	0	0.00	0.00
2	12	2014	4	17	2115	9.96	139	21233	0	0	0.00	0.00
3	14	2014	6	17	2115	9.96	140	21233	0	0	0.00	0.00
10	28	2014	3	17	2114	9.96	141	21233	0	0	0.00	0.00
11	14	2014	6	18	2114	9.96	142	21233	0	0	0.00	0.00
12	1	2014	2	17	2114	9.96	143	21233	0	0	0.00	0.00
5	2	2014	6	16	2113	9.95	144	21233	0	0	0.00	0.00
11	18	2014	3	17	2113	9.95	145	21233	0	0	0.00	0.00
3	5	2014	4	17	2112	9.95	146	21233	0	0	0.00	0.00
4	16	2014	4	18	2112	9.95	147	21233	0	0	0.00	0.00
6	25	2014	4	18	2112	9.95	148	21233	0	0	0.00	0.00
9	2	2014	3	17	2112	9.95	149	21233	0	0	0.00	0.00
9	3	2014	4	17	2112	9.95	150	21233	0	0	0.00	0.00
11	21	2014	6	17	2111	9.94	151	21233	0	0	0.00	0.00
6	27	2014	6	17	2110	9.94	152	21233	0	0	0.00	0.00
10	10	2014	6	13	2110	9.94	153	21233	0	0	0.00	0.00
3	20	2014	5	17	2109	9.93	154	21233	0	0	0.00	0.00
5	14	2014	4	17	2109	9.93	155	21233	0	0	0.00	0.00
5	14	2014	4	18	2109	9.93	156	21233	0	0	0.00	0.00
9	10	2014	4	17	2108	9.93	157	21233	0	0	0.00	0.00

MO	DY	YR	DAY OF WK	HR	HR VOL	PERCENT OF AADT	HOUR NUMBER	AADT	EAST VOLUME	WEST VOLUME	PERCENT	PERCENT
											EAST IS OF TOTAL VOLUME	WEST IS OF TOTAL VOLUME
12	15	2014	2	17	2108	9.93	158	21233	0	0	0.00	0.00
4	3	2014	5	17	2107	9.92	159	21233	0	0	0.00	0.00
7	21	2014	2	17	2106	9.92	160	21233	0	0	0.00	0.00
6	24	2014	3	18	2105	9.91	161	21233	0	0	0.00	0.00
8	25	2014	2	17	2105	9.91	162	21233	0	0	0.00	0.00
11	4	2014	3	17	2105	9.91	163	21233	0	0	0.00	0.00
5	22	2014	5	17	2104	9.91	164	21233	0	0	0.00	0.00
10	14	2014	3	17	2104	9.91	165	21233	0	0	0.00	0.00
7	16	2014	4	17	2103	9.90	166	21233	0	0	0.00	0.00
12	11	2014	5	17	2103	9.90	167	21233	0	0	0.00	0.00
5	7	2014	4	17	2102	9.90	168	21233	0	0	0.00	0.00
6	16	2014	2	18	2102	9.90	169	21233	0	0	0.00	0.00
12	16	2014	3	17	2102	9.90	170	21233	0	0	0.00	0.00
1	31	2014	6	17	2101	9.89	171	21233	0	0	0.00	0.00
5	28	2014	4	17	2100	9.89	172	21233	0	0	0.00	0.00
10	2	2014	5	18	2100	9.89	173	21233	0	0	0.00	0.00
4	15	2014	3	17	2099	9.89	174	21233	0	0	0.00	0.00
2	28	2014	6	16	2098	9.88	175	21233	0	0	0.00	0.00
3	11	2014	3	17	2097	9.88	176	21233	0	0	0.00	0.00
4	17	2014	5	17	2097	9.88	177	21233	0	0	0.00	0.00
12	19	2014	6	15	2097	9.88	178	21233	0	0	0.00	0.00
5	8	2014	5	18	2096	9.87	179	21233	0	0	0.00	0.00
10	29	2014	4	18	2096	9.87	180	21233	0	0	0.00	0.00
12	12	2014	6	17	2096	9.87	181	21233	0	0	0.00	0.00
3	7	2014	6	18	2095	9.87	182	21233	0	0	0.00	0.00
4	1	2014	3	18	2095	9.87	183	21233	0	0	0.00	0.00
12	17	2014	4	17	2095	9.87	184	21233	0	0	0.00	0.00
4	17	2014	5	18	2094	9.86	185	21233	0	0	0.00	0.00
4	23	2014	4	17	2094	9.86	186	21233	0	0	0.00	0.00
4	25	2014	6	17	2094	9.86	187	21233	0	0	0.00	0.00
7	9	2014	4	17	2094	9.86	188	21233	0	0	0.00	0.00
3	21	2014	6	17	2093	9.86	189	21233	0	0	0.00	0.00
9	29	2014	2	17	2093	9.86	190	21233	0	0	0.00	0.00
10	20	2014	2	17	2093	9.86	191	21233	0	0	0.00	0.00
12	18	2014	5	16	2092	9.85	192	21233	0	0	0.00	0.00
6	13	2014	6	17	2091	9.85	193	21233	0	0	0.00	0.00
9	16	2014	3	18	2091	9.85	194	21233	0	0	0.00	0.00
3	26	2014	4	17	2089	9.84	195	21233	0	0	0.00	0.00
10	3	2014	6	16	2089	9.84	196	21233	0	0	0.00	0.00
7	24	2014	5	17	2088	9.83	197	21233	0	0	0.00	0.00
8	19	2014	3	17	2088	9.83	198	21233	0	0	0.00	0.00
12	10	2014	4	17	2088	9.83	199	21233	0	0	0.00	0.00
2	20	2014	5	17	2087	9.83	200	21233	0	0	0.00	0.00



AADT= 22293 K 30 FACTOR= 9.76 K 100 FACTOR= 9.28 K 200 FACTOR= 8.74 D 30 FACTOR= 50.97



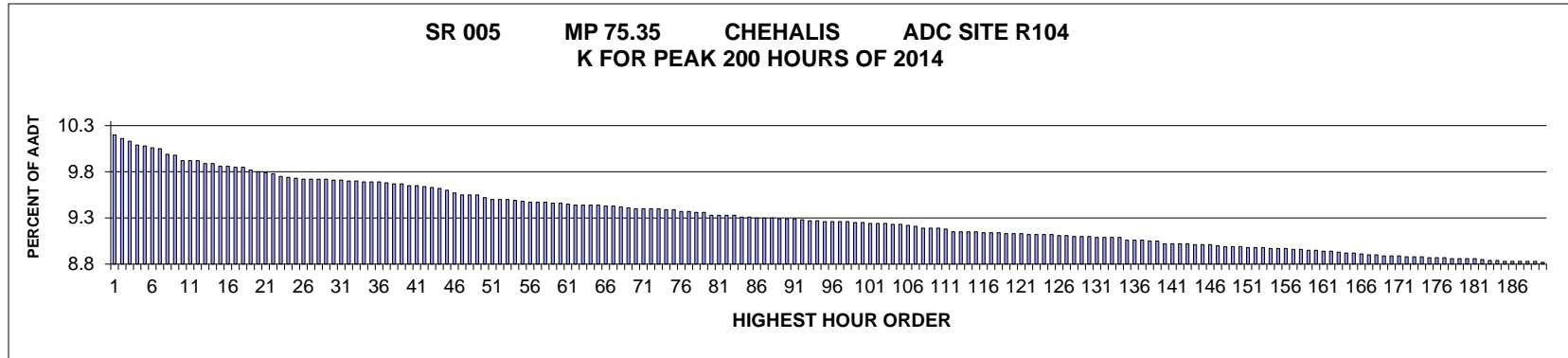
MO	DY	YR	DAY OF WK	HR	HR VOL	PERCENT OF AADT	HOUR NUMBER	AADT	EAST VOLUME	WEST VOLUME	PERCENT EAST IS OF TOTAL VOLUME	PERCENT WEST IS OF TOTAL VOLUME
10	8	2014	4	8	2368	10.62	1	22293	0	0	0.00	0.00
9	30	2014	3	8	2343	10.51	2	22293	0	0	0.00	0.00
10	1	2014	4	8	2322	10.42	3	22293	0	0	0.00	0.00
9	24	2014	4	8	2296	10.30	4	22293	0	0	0.00	0.00
10	21	2014	3	8	2291	10.28	5	22293	0	0	0.00	0.00
10	7	2014	3	8	2290	10.27	6	22293	0	0	0.00	0.00
9	29	2014	2	8	2275	10.20	7	22293	0	0	0.00	0.00
10	29	2014	4	8	2268	10.17	8	22293	0	0	0.00	0.00
10	28	2014	3	8	2258	10.13	9	22293	0	0	0.00	0.00
10	2	2014	5	8	2253	10.11	10	22293	0	0	0.00	0.00
11	5	2014	4	8	2249	10.09	11	22293	0	0	0.00	0.00
11	6	2014	5	8	2246	10.07	12	22293	0	0	0.00	0.00
9	25	2014	5	8	2242	10.06	13	22293	0	0	0.00	0.00

MO	DY	YR	DAY OF WK	HR	HR VOL	PERCENT OF AADT	HOUR NUMBER	AADT	EAST VOLUME	WEST VOLUME	PERCENT EAST IS OF TOTAL VOLUME	PERCENT WEST IS OF TOTAL VOLUME
9	23	2014	3	8	2239	10.04	14	22293	0	0	0.00	0.00
10	22	2014	4	8	2238	10.04	15	22293	0	0	0.00	0.00
11	4	2014	3	8	2224	9.98	16	22293	0	0	0.00	0.00
10	15	2014	4	8	2217	9.94	17	22293	0	0	0.00	0.00
6	12	2014	5	8	2209	9.91	18	22293	0	0	0.00	0.00
6	3	2014	3	8	2205	9.89	19	22293	0	0	0.00	0.00
2	27	2014	5	8	2202	9.88	20	22293	0	0	0.00	0.00
10	23	2014	5	8	2201	9.87	21	22293	0	0	0.00	0.00
11	12	2014	4	8	2199	9.86	22	22293	0	0	0.00	0.00
6	4	2014	4	8	2193	9.84	23	22293	0	0	0.00	0.00
10	9	2014	5	8	2191	9.83	24	22293	0	0	0.00	0.00
9	22	2014	2	8	2188	9.81	25	22293	0	0	0.00	0.00
9	4	2014	5	8	2185	9.80	26	22293	0	0	0.00	0.00
9	16	2014	3	8	2185	9.80	27	22293	0	0	0.00	0.00
9	9	2014	3	8	2184	9.80	28	22293	0	0	0.00	0.00
9	10	2014	4	8	2181	9.78	29	22293	0	0	0.00	0.00
5	14	2014	4	8	2176	9.76	30	22293	0	0	0.00	0.00
5	27	2014	3	8	2176	9.76	31	22293	0	0	0.00	0.00
6	11	2014	4	8	2175	9.76	32	22293	0	0	0.00	0.00
6	5	2014	5	8	2174	9.75	33	22293	0	0	0.00	0.00
5	13	2014	3	8	2172	9.74	34	22293	0	0	0.00	0.00
6	10	2014	3	8	2171	9.74	35	22293	0	0	0.00	0.00
11	19	2014	4	8	2171	9.74	36	22293	0	0	0.00	0.00
11	3	2014	2	8	2169	9.73	37	22293	0	0	0.00	0.00
1	16	2014	5	8	2167	9.72	38	22293	0	0	0.00	0.00
9	18	2014	5	8	2167	9.72	39	22293	0	0	0.00	0.00
5	28	2014	4	8	2160	9.69	40	22293	0	0	0.00	0.00
6	18	2014	4	8	2160	9.69	41	22293	0	0	0.00	0.00
4	16	2014	4	8	2157	9.68	42	22293	0	0	0.00	0.00
11	13	2014	5	8	2157	9.68	43	22293	0	0	0.00	0.00
11	18	2014	3	8	2156	9.67	44	22293	0	0	0.00	0.00
5	20	2014	3	8	2154	9.66	45	22293	0	0	0.00	0.00
12	4	2014	5	8	2154	9.66	46	22293	0	0	0.00	0.00
5	7	2014	4	8	2152	9.65	47	22293	0	0	0.00	0.00
10	6	2014	2	8	2152	9.65	48	22293	0	0	0.00	0.00
10	16	2014	5	8	2152	9.65	49	22293	0	0	0.00	0.00
10	14	2014	3	8	2149	9.64	50	22293	0	0	0.00	0.00
11	24	2014	2	8	2148	9.64	51	22293	0	0	0.00	0.00
10	27	2014	2	8	2147	9.63	52	22293	0	0	0.00	0.00
12	3	2014	4	8	2147	9.63	53	22293	0	0	0.00	0.00
4	24	2014	5	8	2144	9.62	54	22293	0	0	0.00	0.00
5	15	2014	5	8	2144	9.62	55	22293	0	0	0.00	0.00
9	12	2014	6	8	2142	9.61	56	22293	0	0	0.00	0.00
5	6	2014	3	8	2141	9.60	57	22293	0	0	0.00	0.00
5	29	2014	5	8	2141	9.60	58	22293	0	0	0.00	0.00
2	26	2014	4	8	2140	9.60	59	22293	0	0	0.00	0.00
9	17	2014	4	8	2138	9.59	60	22293	0	0	0.00	0.00
9	11	2014	5	8	2137	9.59	61	22293	0	0	0.00	0.00

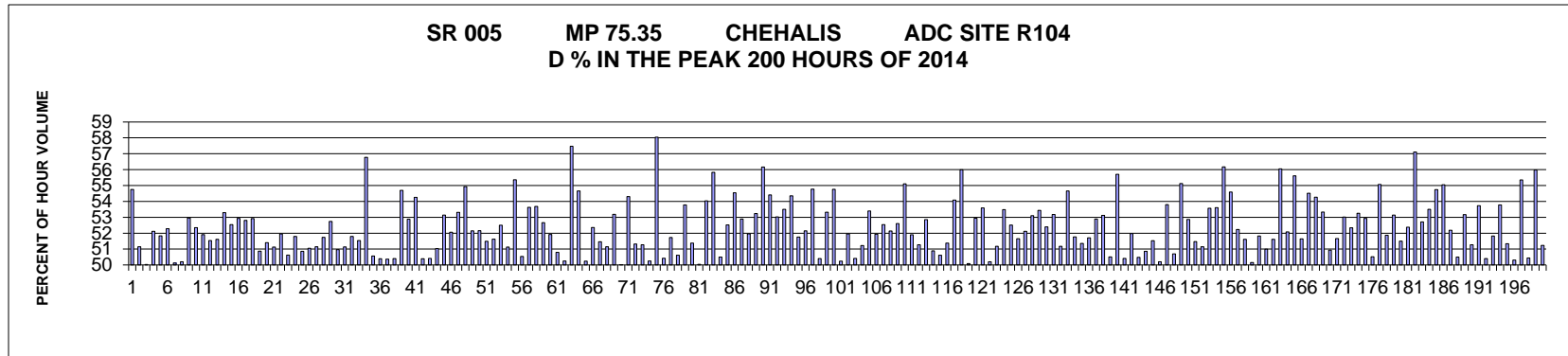
MO	DY	YR	DAY OF WK	HR	HR VOL	PERCENT OF AADT	HOUR NUMBER	AADT	EAST VOLUME	WEST VOLUME	PERCENT EAST IS OF TOTAL VOLUME	PERCENT WEST IS OF TOTAL VOLUME
11	25	2014	3	8	2137	9.59	62	22293	0	0	0.00	0.00
12	17	2014	4	8	2137	9.59	63	22293	0	0	0.00	0.00
2	4	2014	3	8	2131	9.56	64	22293	0	0	0.00	0.00
10	30	2014	5	8	2131	9.56	65	22293	0	0	0.00	0.00
2	6	2014	5	8	2130	9.55	66	22293	0	0	0.00	0.00
1	15	2014	4	8	2127	9.54	67	22293	0	0	0.00	0.00
4	17	2014	5	8	2126	9.54	68	22293	0	0	0.00	0.00
4	1	2014	3	8	2125	9.53	69	22293	0	0	0.00	0.00
2	20	2014	5	8	2124	9.53	70	22293	0	0	0.00	0.00
5	30	2014	6	8	2122	9.52	71	22293	0	0	0.00	0.00
4	15	2014	3	8	2121	9.51	72	22293	0	0	0.00	0.00
5	8	2014	5	8	2121	9.51	73	22293	0	0	0.00	0.00
9	15	2014	2	8	2120	9.51	74	22293	0	0	0.00	0.00
6	17	2014	3	8	2117	9.50	75	22293	0	0	0.00	0.00
3	12	2014	4	8	2112	9.47	76	22293	0	0	0.00	0.00
4	22	2014	3	8	2112	9.47	77	22293	0	0	0.00	0.00
6	9	2014	2	8	2112	9.47	78	22293	0	0	0.00	0.00
6	6	2014	6	8	2111	9.47	79	22293	0	0	0.00	0.00
10	3	2014	6	8	2109	9.46	80	22293	0	0	0.00	0.00
4	23	2014	4	8	2108	9.46	81	22293	0	0	0.00	0.00
1	14	2014	3	8	2102	9.43	82	22293	0	0	0.00	0.00
5	21	2014	4	8	2102	9.43	83	22293	0	0	0.00	0.00
2	12	2014	4	8	2095	9.40	84	22293	0	0	0.00	0.00
3	18	2014	3	8	2095	9.40	85	22293	0	0	0.00	0.00
10	20	2014	2	8	2093	9.39	86	22293	0	0	0.00	0.00
10	17	2014	6	8	2092	9.38	87	22293	0	0	0.00	0.00
3	5	2014	4	8	2091	9.38	88	22293	0	0	0.00	0.00
3	20	2014	5	8	2087	9.36	89	22293	0	0	0.00	0.00
3	7	2014	6	8	2086	9.36	90	22293	0	0	0.00	0.00
11	20	2014	5	8	2081	9.33	91	22293	0	0	0.00	0.00
3	25	2014	3	8	2076	9.31	92	22293	0	0	0.00	0.00
10	10	2014	6	8	2075	9.31	93	22293	0	0	0.00	0.00
10	24	2014	6	8	2075	9.31	94	22293	0	0	0.00	0.00
12	2	2014	3	8	2074	9.30	95	22293	0	0	0.00	0.00
2	5	2014	4	8	2072	9.29	96	22293	0	0	0.00	0.00
2	11	2014	3	8	2072	9.29	97	22293	0	0	0.00	0.00
3	17	2014	2	8	2070	9.29	98	22293	0	0	0.00	0.00
3	19	2014	4	8	2068	9.28	99	22293	0	0	0.00	0.00
6	16	2014	2	8	2068	9.28	100	22293	0	0	0.00	0.00
2	18	2014	3	8	2067	9.27	101	22293	0	0	0.00	0.00
6	2	2014	2	8	2067	9.27	102	22293	0	0	0.00	0.00
9	3	2014	4	8	2065	9.26	103	22293	0	0	0.00	0.00
2	13	2014	5	8	2064	9.26	104	22293	0	0	0.00	0.00
11	17	2014	2	8	2064	9.26	105	22293	0	0	0.00	0.00
4	3	2014	5	8	2063	9.25	106	22293	0	0	0.00	0.00
11	7	2014	6	8	2063	9.25	107	22293	0	0	0.00	0.00
12	16	2014	3	8	2063	9.25	108	22293	0	0	0.00	0.00
2	28	2014	6	8	2062	9.25	109	22293	0	0	0.00	0.00

MO	DY	YR	DAY OF WK	HR	HR VOL	PERCENT OF AADT	HOUR NUMBER	AADT	EAST VOLUME	WEST VOLUME	PERCENT EAST IS OF TOTAL VOLUME	PERCENT WEST IS OF TOTAL VOLUME
4	14	2014	2	8	2060	9.24	110	22293	0	0	0.00	0.00
12	10	2014	4	8	2060	9.24	111	22293	0	0	0.00	0.00
1	7	2014	3	8	2057	9.23	112	22293	0	0	0.00	0.00
1	22	2014	4	8	2057	9.23	113	22293	0	0	0.00	0.00
3	6	2014	5	8	2055	9.22	114	22293	0	0	0.00	0.00
9	8	2014	2	8	2055	9.22	115	22293	0	0	0.00	0.00
7	15	2014	3	8	2053	9.21	116	22293	0	0	0.00	0.00
9	26	2014	6	8	2053	9.21	117	22293	0	0	0.00	0.00
1	6	2014	2	8	2052	9.20	118	22293	0	0	0.00	0.00
1	31	2014	6	8	2050	9.20	119	22293	0	0	0.00	0.00
7	9	2014	4	8	2050	9.20	120	22293	0	0	0.00	0.00
2	19	2014	4	8	2048	9.19	121	22293	0	0	0.00	0.00
5	2	2014	6	8	2048	9.19	122	22293	0	0	0.00	0.00
12	5	2014	6	8	2047	9.18	123	22293	0	0	0.00	0.00
5	22	2014	5	8	2046	9.18	124	22293	0	0	0.00	0.00
1	28	2014	3	8	2045	9.17	125	22293	0	0	0.00	0.00
4	29	2014	3	8	2045	9.17	126	22293	0	0	0.00	0.00
3	11	2014	3	8	2044	9.17	127	22293	0	0	0.00	0.00
3	26	2014	4	8	2044	9.17	128	22293	0	0	0.00	0.00
8	28	2014	5	8	2044	9.17	129	22293	0	0	0.00	0.00
11	10	2014	2	8	2044	9.17	130	22293	0	0	0.00	0.00
5	1	2014	5	8	2041	9.16	131	22293	0	0	0.00	0.00
1	9	2014	5	8	2040	9.15	132	22293	0	0	0.00	0.00
3	28	2014	6	8	2039	9.15	133	22293	0	0	0.00	0.00
3	27	2014	5	8	2038	9.14	134	22293	0	0	0.00	0.00
7	16	2014	4	8	2038	9.14	135	22293	0	0	0.00	0.00
4	4	2014	6	8	2037	9.14	136	22293	0	0	0.00	0.00
4	28	2014	2	8	2037	9.14	137	22293	0	0	0.00	0.00
7	30	2014	4	8	2037	9.14	138	22293	0	0	0.00	0.00
4	2	2014	4	8	2036	9.13	139	22293	0	0	0.00	0.00
7	10	2014	5	8	2035	9.13	140	22293	0	0	0.00	0.00
12	9	2014	3	8	2034	9.12	141	22293	0	0	0.00	0.00
11	21	2014	6	8	2032	9.11	142	22293	0	0	0.00	0.00
1	8	2014	4	8	2031	9.11	143	22293	0	0	0.00	0.00
6	26	2014	5	8	2031	9.11	144	22293	0	0	0.00	0.00
10	31	2014	6	8	2030	9.11	145	22293	0	0	0.00	0.00
1	21	2014	3	8	2029	9.10	146	22293	0	0	0.00	0.00
12	11	2014	5	8	2029	9.10	147	22293	0	0	0.00	0.00
2	10	2014	2	8	2028	9.10	148	22293	0	0	0.00	0.00
4	21	2014	2	8	2028	9.10	149	22293	0	0	0.00	0.00
11	14	2014	6	8	2028	9.10	150	22293	0	0	0.00	0.00
6	25	2014	4	8	2027	9.09	151	22293	0	0	0.00	0.00
3	24	2014	2	8	2026	9.09	152	22293	0	0	0.00	0.00
10	13	2014	2	8	2026	9.09	153	22293	0	0	0.00	0.00
5	5	2014	2	8	2025	9.08	154	22293	0	0	0.00	0.00
12	8	2014	2	8	2023	9.07	155	22293	0	0	0.00	0.00
12	18	2014	5	8	2023	9.07	156	22293	0	0	0.00	0.00
2	3	2014	2	8	2022	9.07	157	22293	0	0	0.00	0.00

MO	DY	YR	DAY OF WK	HR	HR VOL	PERCENT OF AADT	HOUR NUMBER	AADT	EAST VOLUME	WEST VOLUME	PERCENT EAST IS OF TOTAL VOLUME	PERCENT WEST IS OF TOTAL VOLUME
3	13	2014	5	8	2018	9.05	158	22293	0	0	0.00	0.00
6	24	2014	3	8	2018	9.05	159	22293	0	0	0.00	0.00
9	19	2014	6	8	2018	9.05	160	22293	0	0	0.00	0.00
9	5	2014	6	8	2017	9.05	161	22293	0	0	0.00	0.00
12	19	2014	6	14	2016	9.04	162	22293	0	0	0.00	0.00
6	19	2014	5	8	2013	9.03	163	22293	0	0	0.00	0.00
4	25	2014	6	8	2012	9.03	164	22293	0	0	0.00	0.00
8	19	2014	3	8	2012	9.03	165	22293	0	0	0.00	0.00
12	15	2014	2	8	2011	9.02	166	22293	0	0	0.00	0.00
5	19	2014	2	8	2010	9.02	167	22293	0	0	0.00	0.00
8	27	2014	4	8	2010	9.02	168	22293	0	0	0.00	0.00
5	9	2014	6	8	2008	9.01	169	22293	0	0	0.00	0.00
5	12	2014	2	8	2003	8.98	170	22293	0	0	0.00	0.00
8	13	2014	4	8	2001	8.98	171	22293	0	0	0.00	0.00
12	1	2014	2	8	1999	8.97	172	22293	0	0	0.00	0.00
1	10	2014	6	8	1997	8.96	173	22293	0	0	0.00	0.00
3	10	2014	2	8	1997	8.96	174	22293	0	0	0.00	0.00
7	31	2014	5	8	1996	8.95	175	22293	0	0	0.00	0.00
1	13	2014	2	8	1993	8.94	176	22293	0	0	0.00	0.00
2	21	2014	6	8	1993	8.94	177	22293	0	0	0.00	0.00
4	18	2014	6	8	1991	8.93	178	22293	0	0	0.00	0.00
7	22	2014	3	8	1990	8.93	179	22293	0	0	0.00	0.00
10	25	2014	7	14	1987	8.91	180	22293	0	0	0.00	0.00
1	30	2014	5	8	1986	8.91	181	22293	0	0	0.00	0.00
8	6	2014	4	8	1985	8.90	182	22293	0	0	0.00	0.00
2	24	2014	2	8	1982	8.89	183	22293	0	0	0.00	0.00
1	17	2014	6	8	1981	8.89	184	22293	0	0	0.00	0.00
8	5	2014	3	8	1980	8.88	185	22293	0	0	0.00	0.00
8	20	2014	4	8	1980	8.88	186	22293	0	0	0.00	0.00
8	7	2014	5	8	1979	8.88	187	22293	0	0	0.00	0.00
2	7	2014	6	8	1977	8.87	188	22293	0	0	0.00	0.00
7	1	2014	3	8	1976	8.86	189	22293	0	0	0.00	0.00
7	23	2014	4	8	1976	8.86	190	22293	0	0	0.00	0.00
7	14	2014	2	8	1974	8.85	191	22293	0	0	0.00	0.00
1	23	2014	5	8	1973	8.85	192	22293	0	0	0.00	0.00
4	9	2014	4	8	1973	8.85	193	22293	0	0	0.00	0.00
1	27	2014	2	8	1971	8.84	194	22293	0	0	0.00	0.00
4	8	2014	3	8	1966	8.82	195	22293	0	0	0.00	0.00
1	24	2014	6	8	1965	8.81	196	22293	0	0	0.00	0.00
3	31	2014	2	8	1962	8.80	197	22293	0	0	0.00	0.00
6	30	2014	2	8	1954	8.77	198	22293	0	0	0.00	0.00
7	2	2014	4	8	1953	8.76	199	22293	0	0	0.00	0.00
7	24	2014	5	8	1948	8.74	200	22293	0	0	0.00	0.00



AADT= 60204 K 30 FACTOR= 9.67 K 100 FACTOR= 9.2 K 200 FACTOR= 8.75 D 30 FACTOR= 50.97



MO	DY	YR	DAY OF WK	HR	HR VOL	PERCENT OF AADT	HOUR NUMBER	AADT	NORTH VOLUME	SOUTH VOLUME	PERCENT NORTH IS OF TOTAL VOLUME	PERCENT SOUTH IS OF TOTAL VOLUME
8	17	2014	1	13	6115	10.16	1	60204	3348	2767	54.75	45.25
8	8	2014	6	15	6112	10.15	2	60204	3126	2986	51.15	48.85
7	6	2014	1	14	6086	10.11	3	60204	3041	3045	49.97	50.03
8	22	2014	6	15	6067	10.08	4	60204	2905	3162	47.88	52.12
7	6	2014	1	15	6045	10.04	5	60204	3133	2912	51.83	48.17
8	15	2014	6	13	6039	10.03	6	60204	3157	2882	52.28	47.72
8	15	2014	6	14	6028	10.01	7	60204	3022	3006	50.13	49.87
8	8	2014	6	16	6018	10.00	8	60204	2997	3021	49.80	50.20
7	27	2014	1	13	5986	9.94	9	60204	3170	2816	52.96	47.04
8	17	2014	1	14	5981	9.93	10	60204	3131	2850	52.35	47.65
6	13	2014	6	16	5945	9.87	11	60204	2859	3086	48.09	51.91

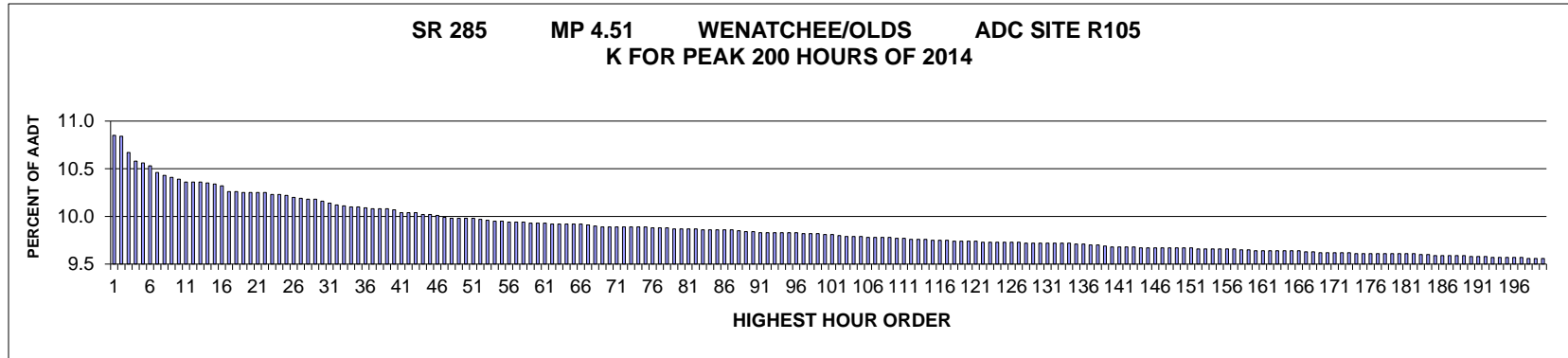
MO	DY	YR	DAY OF WK	HR	HR VOL	PERCENT OF AADT	HOUR NUMBER	AADT	NORTH VOLUME	SOUTH VOLUME	PERCENT NORTH IS OF TOTAL VOLUME	PERCENT SOUTH IS OF TOTAL VOLUME
7	20	2014	1	17	5945	9.87	12	60204	2881	3064	48.46	51.54
7	20	2014	1	15	5943	9.87	13	60204	3067	2876	51.61	48.39
7	20	2014	1	14	5926	9.84	14	60204	3158	2768	53.29	46.71
7	6	2014	1	13	5923	9.84	15	60204	3112	2811	52.54	47.46
8	3	2014	1	13	5904	9.81	16	60204	3125	2779	52.93	47.07
8	3	2014	1	14	5904	9.81	17	60204	3118	2786	52.81	47.19
7	20	2014	1	13	5903	9.80	18	60204	3124	2779	52.92	47.08
8	17	2014	1	15	5897	9.80	19	60204	2897	3000	49.13	50.87
8	1	2014	6	15	5879	9.77	20	60204	2857	3022	48.60	51.40
8	1	2014	6	13	5867	9.75	21	60204	3000	2867	51.13	48.87
8	17	2014	1	16	5862	9.74	22	60204	2816	3046	48.04	51.96
8	22	2014	6	14	5857	9.73	23	60204	2965	2892	50.62	49.38
5	24	2014	7	12	5842	9.70	24	60204	2816	3026	48.20	51.80
8	1	2014	6	14	5834	9.69	25	60204	2867	2967	49.14	50.86
8	16	2014	7	12	5826	9.68	26	60204	2974	2852	51.05	48.95
6	13	2014	6	15	5824	9.67	27	60204	2845	2979	48.85	51.15
8	10	2014	1	14	5820	9.67	28	60204	2809	3011	48.26	51.74
6	20	2014	6	15	5819	9.67	29	60204	2750	3069	47.26	52.74
7	25	2014	6	14	5819	9.67	30	60204	2966	2853	50.97	49.03
8	22	2014	6	16	5817	9.66	31	60204	2842	2975	48.86	51.14
8	22	2014	6	13	5813	9.66	32	60204	3011	2802	51.80	48.20
6	20	2014	6	14	5809	9.65	33	60204	2815	2994	48.46	51.54
8	22	2014	6	17	5808	9.65	34	60204	2511	3297	43.23	56.77
8	29	2014	6	16	5804	9.64	35	60204	2869	2935	49.43	50.57
7	18	2014	6	14	5803	9.64	36	60204	2879	2924	49.61	50.39
7	20	2014	1	16	5803	9.64	37	60204	2923	2880	50.37	49.63
8	3	2014	1	15	5796	9.63	38	60204	2921	2875	50.40	49.60
6	22	2014	1	14	5793	9.62	39	60204	3168	2625	54.69	45.31
8	9	2014	7	12	5790	9.62	40	60204	2728	3062	47.12	52.88
5	23	2014	6	17	5781	9.60	41	60204	2644	3137	45.74	54.26
8	16	2014	7	13	5777	9.60	42	60204	2911	2866	50.39	49.61
7	13	2014	1	18	5771	9.59	43	60204	2909	2862	50.41	49.59
7	25	2014	6	15	5765	9.58	44	60204	2823	2942	48.97	51.03
7	27	2014	1	12	5762	9.57	45	60204	3062	2700	53.14	46.86
5	24	2014	7	11	5749	9.55	46	60204	2756	2993	47.94	52.06
7	13	2014	1	17	5729	9.52	47	60204	3054	2675	53.31	46.69
6	27	2014	6	15	5718	9.50	48	60204	2577	3141	45.07	54.93
7	18	2014	6	15	5718	9.50	49	60204	2736	2982	47.85	52.15
8	15	2014	6	17	5717	9.50	50	60204	2735	2982	47.84	52.16
7	13	2014	1	14	5702	9.47	51	60204	2936	2766	51.49	48.51
7	25	2014	6	16	5692	9.45	52	60204	2754	2938	48.38	51.62

MO	DY	YR	DAY OF WK	HR	HR VOL	PERCENT OF AADT	HOUR NUMBER	AADT	NORTH VOLUME	SOUTH VOLUME	PERCENT NORTH IS OF TOTAL VOLUME	PERCENT SOUTH IS OF TOTAL VOLUME
8	8	2014	6	17	5689	9.45	53	60204	2702	2987	47.50	52.50
8	8	2014	6	12	5688	9.45	54	60204	2780	2908	48.87	51.13
4	18	2014	6	16	5681	9.44	55	60204	2536	3145	44.64	55.36
8	29	2014	6	15	5677	9.43	56	60204	2808	2869	49.46	50.54
6	29	2014	1	14	5674	9.42	57	60204	3043	2631	53.63	46.37
8	10	2014	1	13	5674	9.42	58	60204	3046	2628	53.68	46.32
8	3	2014	1	17	5670	9.42	59	60204	2986	2684	52.66	47.34
7	3	2014	5	15	5663	9.41	60	60204	2723	2940	48.08	51.92
8	30	2014	7	12	5663	9.41	61	60204	2787	2876	49.21	50.79
7	26	2014	7	11	5660	9.40	62	60204	2844	2816	50.25	49.75
6	29	2014	1	17	5655	9.39	63	60204	3250	2405	57.47	42.53
5	23	2014	6	18	5653	9.39	64	60204	2563	3090	45.34	54.66
6	13	2014	6	14	5653	9.39	65	60204	2813	2840	49.76	50.24
8	16	2014	7	11	5653	9.39	66	60204	2693	2960	47.64	52.36
8	1	2014	6	16	5647	9.38	67	60204	2741	2906	48.54	51.46
7	26	2014	7	12	5646	9.38	68	60204	2758	2888	48.85	51.15
7	18	2014	6	16	5644	9.37	69	60204	2642	3002	46.81	53.19
8	29	2014	6	13	5634	9.36	70	60204	2818	2816	50.02	49.98
6	20	2014	6	16	5632	9.35	71	60204	2574	3058	45.70	54.30
7	25	2014	6	13	5631	9.35	72	60204	2890	2741	51.32	48.68
7	3	2014	5	14	5629	9.35	73	60204	2886	2743	51.27	48.73
8	1	2014	6	12	5628	9.35	74	60204	2800	2828	49.75	50.25
4	18	2014	6	15	5625	9.34	75	60204	2360	3265	41.96	58.04
8	29	2014	6	14	5623	9.34	76	60204	2788	2835	49.58	50.42
5	24	2014	7	13	5614	9.32	77	60204	2710	2904	48.27	51.73
6	20	2014	6	13	5611	9.32	78	60204	2771	2840	49.39	50.61
8	29	2014	6	17	5608	9.31	79	60204	2592	3016	46.22	53.78
8	17	2014	1	12	5603	9.31	80	60204	2879	2724	51.38	48.62
8	17	2014	1	17	5589	9.28	81	60204	2792	2797	49.96	50.04
4	11	2014	6	15	5585	9.28	82	60204	2567	3018	45.96	54.04
6	13	2014	6	17	5585	9.28	83	60204	2467	3118	44.17	55.83
8	10	2014	1	12	5584	9.28	84	60204	2764	2820	49.50	50.50
7	27	2014	1	15	5577	9.26	85	60204	2648	2929	47.48	52.52
4	4	2014	6	16	5574	9.26	86	60204	2534	3040	45.46	54.54
7	6	2014	1	16	5570	9.25	87	60204	2624	2946	47.11	52.89
8	2	2014	7	13	5568	9.25	88	60204	2675	2893	48.04	51.96
8	8	2014	6	14	5567	9.25	89	60204	2603	2964	46.76	53.24
6	27	2014	6	17	5563	9.24	90	60204	2439	3124	43.84	56.16
6	29	2014	1	16	5563	9.24	91	60204	3027	2536	54.41	45.59
8	15	2014	6	16	5561	9.24	92	60204	2612	2949	46.97	53.03
8	10	2014	1	15	5557	9.23	93	60204	2584	2973	46.50	53.50

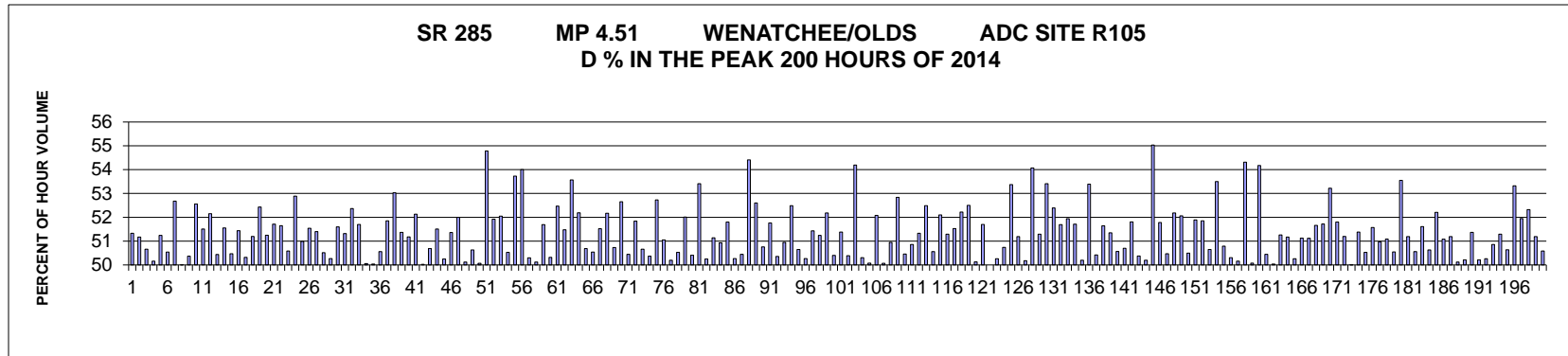
MO	DY	YR	DAY OF WK	HR	HR VOL	PERCENT OF AADT	HOUR NUMBER	AADT	NORTH VOLUME	SOUTH VOLUME	PERCENT NORTH IS OF TOTAL VOLUME	PERCENT SOUTH IS OF TOTAL VOLUME
5	23	2014	6	16	5551	9.22	94	60204	2534	3017	45.65	54.35
7	13	2014	1	13	5549	9.22	95	60204	2872	2677	51.76	48.24
7	3	2014	5	16	5546	9.21	96	60204	2654	2892	47.85	52.15
6	29	2014	1	18	5545	9.21	97	60204	3037	2508	54.77	45.23
7	25	2014	6	12	5544	9.21	98	60204	2750	2794	49.60	50.40
7	6	2014	1	17	5542	9.21	99	60204	2955	2587	53.32	46.68
5	23	2014	6	15	5541	9.20	100	60204	2507	3034	45.24	54.76
8	29	2014	6	12	5541	9.20	101	60204	2757	2784	49.76	50.24
8	9	2014	7	11	5535	9.19	102	60204	2659	2876	48.04	51.96
8	30	2014	7	11	5533	9.19	103	60204	2744	2789	49.59	50.41
7	4	2014	6	12	5531	9.19	104	60204	2698	2833	48.78	51.22
7	25	2014	6	17	5526	9.18	105	60204	2575	2951	46.60	53.40
8	2	2014	7	12	5526	9.18	106	60204	2656	2870	48.06	51.94
7	26	2014	7	13	5520	9.17	107	60204	2620	2900	47.46	52.54
7	13	2014	1	12	5514	9.16	108	60204	2875	2639	52.14	47.86
6	15	2014	1	13	5503	9.14	109	60204	2895	2608	52.61	47.39
8	1	2014	6	17	5503	9.14	110	60204	2471	3032	44.90	55.10
8	9	2014	7	13	5501	9.14	111	60204	2646	2855	48.10	51.90
7	18	2014	6	13	5498	9.13	112	60204	2679	2819	48.73	51.27
5	26	2014	2	15	5480	9.10	113	60204	2896	2584	52.85	47.15
7	6	2014	1	12	5480	9.10	114	60204	2789	2691	50.89	49.11
7	3	2014	5	13	5477	9.10	115	60204	2772	2705	50.61	49.39
7	11	2014	6	12	5477	9.10	116	60204	2814	2663	51.38	48.62
6	15	2014	1	14	5475	9.09	117	60204	2961	2514	54.08	45.92
5	26	2014	2	14	5474	9.09	118	60204	3065	2409	55.99	44.01
7	12	2014	7	12	5472	9.09	119	60204	2741	2731	50.09	49.91
8	15	2014	6	15	5468	9.08	120	60204	2573	2895	47.06	52.94
6	27	2014	6	14	5466	9.08	121	60204	2537	2929	46.41	53.59
7	18	2014	6	12	5464	9.08	122	60204	2743	2721	50.20	49.80
9	12	2014	6	16	5461	9.07	123	60204	2666	2795	48.82	51.18
5	16	2014	6	15	5460	9.07	124	60204	2540	2920	46.52	53.48
8	2	2014	7	11	5460	9.07	125	60204	2593	2867	47.49	52.51
5	26	2014	2	16	5458	9.07	126	60204	2819	2639	51.65	48.35
7	20	2014	1	12	5457	9.06	127	60204	2844	2613	52.12	47.88
5	23	2014	6	14	5456	9.06	128	60204	2559	2897	46.90	53.10
7	3	2014	5	17	5451	9.05	129	60204	2538	2913	46.56	53.44
6	27	2014	6	16	5450	9.05	130	60204	2594	2856	47.60	52.40
6	6	2014	6	15	5449	9.05	131	60204	2551	2898	46.82	53.18
6	15	2014	1	18	5444	9.04	132	60204	2786	2658	51.18	48.82
10	3	2014	6	16	5441	9.04	133	60204	2467	2974	45.34	54.66
10	10	2014	6	16	5441	9.04	134	60204	2624	2817	48.23	51.77

MO	DY	YR	DAY OF WK	HR	HR VOL	PERCENT OF AADT	HOUR NUMBER	AADT	NORTH VOLUME	SOUTH VOLUME	PERCENT NORTH IS OF TOTAL VOLUME	PERCENT SOUTH IS OF TOTAL VOLUME
6	27	2014	6	13	5440	9.04	135	60204	2646	2794	48.64	51.36
8	30	2014	7	14	5426	9.01	136	60204	2620	2806	48.29	51.71
7	12	2014	7	13	5424	9.01	137	60204	2555	2869	47.11	52.89
8	10	2014	1	16	5424	9.01	138	60204	2543	2881	46.88	53.12
8	3	2014	1	16	5421	9.00	139	60204	2738	2683	50.51	49.49
7	13	2014	1	15	5417	9.00	140	60204	3018	2399	55.71	44.29
7	19	2014	7	12	5402	8.97	141	60204	2679	2723	49.59	50.41
3	21	2014	6	16	5400	8.97	142	60204	2593	2807	48.02	51.98
6	14	2014	7	12	5400	8.97	143	60204	2674	2726	49.52	50.48
8	9	2014	7	15	5399	8.97	144	60204	2653	2746	49.14	50.86
5	23	2014	6	13	5395	8.96	145	60204	2615	2780	48.47	51.53
6	28	2014	7	13	5394	8.96	146	60204	2708	2686	50.20	49.80
7	18	2014	6	17	5392	8.96	147	60204	2491	2901	46.20	53.80
3	30	2014	1	15	5387	8.95	148	60204	2656	2731	49.30	50.70
6	20	2014	6	17	5383	8.94	149	60204	2416	2967	44.88	55.12
7	27	2014	1	16	5382	8.94	150	60204	2537	2845	47.14	52.86
8	16	2014	7	14	5380	8.94	151	60204	2611	2769	48.53	51.47
6	22	2014	1	13	5378	8.93	152	60204	2751	2627	51.15	48.85
9	5	2014	6	16	5378	8.93	153	60204	2497	2881	46.43	53.57
7	11	2014	6	16	5376	8.93	154	60204	2494	2882	46.39	53.61
7	11	2014	6	15	5373	8.92	155	60204	2355	3018	43.83	56.17
6	15	2014	1	15	5371	8.92	156	60204	2932	2439	54.59	45.41
4	25	2014	6	16	5370	8.92	157	60204	2565	2805	47.77	52.23
4	25	2014	6	15	5363	8.91	158	60204	2595	2768	48.39	51.61
6	20	2014	6	12	5363	8.91	159	60204	2690	2673	50.16	49.84
8	3	2014	1	18	5361	8.90	160	60204	2778	2583	51.82	48.18
6	15	2014	1	17	5356	8.90	161	60204	2731	2625	50.99	49.01
4	13	2014	1	15	5352	8.89	162	60204	2762	2590	51.61	48.39
8	22	2014	6	18	5352	8.89	163	60204	2352	3000	43.95	56.05
10	10	2014	6	15	5344	8.88	164	60204	2561	2783	47.92	52.08
5	26	2014	2	13	5343	8.87	165	60204	2971	2372	55.61	44.39
8	9	2014	7	14	5343	8.87	166	60204	2584	2759	48.36	51.64
7	3	2014	5	18	5333	8.86	167	60204	2426	2907	45.49	54.51
3	14	2014	6	16	5331	8.85	168	60204	2438	2893	45.73	54.27
9	19	2014	6	15	5327	8.85	169	60204	2486	2841	46.67	53.33
6	15	2014	1	16	5322	8.84	170	60204	2711	2611	50.94	49.06
9	19	2014	6	16	5321	8.84	171	60204	2572	2749	48.34	51.66
10	17	2014	6	16	5321	8.84	172	60204	2500	2821	46.98	53.02
7	19	2014	7	13	5319	8.83	173	60204	2535	2784	47.66	52.34
7	20	2014	1	18	5315	8.83	174	60204	2830	2485	53.25	46.75
8	16	2014	7	15	5315	8.83	175	60204	2502	2813	47.07	52.93

MO	DY	YR	DAY OF WK	HR	HR VOL	PERCENT OF AADT	HOUR NUMBER	AADT	NORTH VOLUME	SOUTH VOLUME	PERCENT NORTH IS OF TOTAL VOLUME	PERCENT SOUTH IS OF TOTAL VOLUME
6	13	2014	6	13	5311	8.82	176	60204	2628	2683	49.48	50.52
6	29	2014	1	13	5310	8.82	177	60204	2924	2386	55.07	44.93
6	13	2014	6	12	5308	8.82	178	60204	2753	2555	51.87	48.13
2	17	2014	2	15	5305	8.81	179	60204	2819	2486	53.14	46.86
8	3	2014	1	12	5305	8.81	180	60204	2732	2573	51.50	48.50
9	26	2014	6	14	5304	8.81	181	60204	2526	2778	47.62	52.38
2	14	2014	6	16	5302	8.81	182	60204	2274	3028	42.89	57.11
5	2	2014	6	16	5297	8.80	183	60204	2505	2792	47.29	52.71
5	2	2014	6	15	5292	8.79	184	60204	2461	2831	46.50	53.50
8	9	2014	7	16	5292	8.79	185	60204	2897	2395	54.74	45.26
2	14	2014	6	17	5288	8.78	186	60204	2377	2911	44.95	55.05
9	5	2014	6	15	5288	8.78	187	60204	2528	2760	47.81	52.19
5	30	2014	6	16	5287	8.78	188	60204	2617	2670	49.50	50.50
7	13	2014	1	19	5287	8.78	189	60204	2811	2476	53.17	46.83
7	12	2014	7	11	5284	8.78	190	60204	2575	2709	48.73	51.27
7	12	2014	7	14	5282	8.77	191	60204	2444	2838	46.27	53.73
7	27	2014	1	17	5282	8.77	192	60204	2662	2620	50.40	49.60
8	30	2014	7	15	5282	8.77	193	60204	2737	2545	51.82	48.18
2	17	2014	2	16	5281	8.77	194	60204	2840	2441	53.78	46.22
7	19	2014	7	11	5277	8.77	195	60204	2568	2709	48.66	51.34
8	17	2014	1	18	5277	8.77	196	60204	2622	2655	49.69	50.31
8	29	2014	6	18	5277	8.77	197	60204	2356	2921	44.65	55.35
12	23	2014	3	15	5274	8.76	198	60204	2614	2660	49.56	50.44
8	8	2014	6	18	5271	8.76	199	60204	2321	2950	44.03	55.97
8	22	2014	6	12	5270	8.75	200	60204	2570	2700	48.77	51.23



AADT= 38132 K 30 FACTOR= 10.16 K 100 FACTOR= 9.81 K 200 FACTOR= 9.56 D 30 FACTOR= 51.60



MO	DY	YR	DAY OF WK	HR	HR VOL	PERCENT OF AADT	HOUR NUMBER	AADT	NORTH VOLUME	SOUTH VOLUME	PERCENT NORTH IS OF TOTAL VOLUME	PERCENT SOUTH IS OF TOTAL VOLUME
10	6	2014	2	17	4136	10.85	1	38132	2013	2123	48.67	51.33
7	3	2014	5	17	4135	10.84	2	38132	2019	2116	48.83	51.17
6	25	2014	4	17	4068	10.67	3	38132	2007	2061	49.34	50.66
6	17	2014	3	17	4033	10.58	4	38132	2010	2023	49.84	50.16
6	20	2014	6	16	4028	10.56	5	38132	1964	2064	48.76	51.24
6	20	2014	6	17	4017	10.53	6	38132	2030	1987	50.54	49.46
9	18	2014	5	17	3990	10.46	7	38132	1888	2102	47.32	52.68
4	11	2014	6	17	3979	10.43	8	38132	1989	1990	49.99	50.01
6	19	2014	5	17	3969	10.41	9	38132	1970	1999	49.63	50.37
6	6	2014	6	17	3963	10.39	10	38132	1880	2083	47.44	52.56
5	30	2014	6	17	3951	10.36	11	38132	1916	2035	48.49	51.51

MO	DY	YR	DAY OF WK	HR	HR VOL	PERCENT OF AADT	HOUR NUMBER	AADT	NORTH VOLUME	SOUTH VOLUME	PERCENT NORTH IS OF TOTAL VOLUME	PERCENT SOUTH IS OF TOTAL VOLUME
5	23	2014	6	16	3950	10.36	12	38132	2060	1890	52.15	47.85
6	18	2014	4	17	3949	10.36	13	38132	1957	1992	49.56	50.44
7	2	2014	4	17	3948	10.35	14	38132	1913	2035	48.45	51.55
6	24	2014	3	17	3941	10.34	15	38132	1952	1989	49.53	50.47
9	12	2014	6	16	3937	10.32	16	38132	1912	2025	48.56	51.44
6	6	2014	6	16	3913	10.26	17	38132	1944	1969	49.68	50.32
10	8	2014	4	17	3912	10.26	18	38132	1909	2003	48.80	51.20
6	27	2014	6	17	3910	10.25	19	38132	2050	1860	52.43	47.57
6	27	2014	6	18	3908	10.25	20	38132	2003	1905	51.25	48.75
9	5	2014	6	17	3908	10.25	21	38132	2021	1887	51.71	48.29
5	30	2014	6	16	3907	10.25	22	38132	1889	2018	48.35	51.65
7	1	2014	3	17	3902	10.23	23	38132	1974	1928	50.59	49.41
7	2	2014	4	18	3899	10.23	24	38132	2062	1837	52.89	47.11
9	25	2014	5	17	3897	10.22	25	38132	1910	1987	49.01	50.99
6	5	2014	5	17	3890	10.20	26	38132	1885	2005	48.46	51.54
10	3	2014	6	17	3885	10.19	27	38132	1997	1888	51.40	48.60
2	28	2014	6	16	3882	10.18	28	38132	1961	1921	50.52	49.48
9	19	2014	6	17	3881	10.18	29	38132	1951	1930	50.27	49.73
6	6	2014	6	18	3876	10.16	30	38132	1876	2000	48.40	51.60
6	26	2014	5	17	3866	10.14	31	38132	1882	1984	48.68	51.32
6	30	2014	2	17	3859	10.12	32	38132	2021	1838	52.37	47.63
6	13	2014	6	18	3855	10.11	33	38132	1993	1862	51.70	48.30
7	3	2014	5	16	3853	10.10	34	38132	1924	1929	49.94	50.06
9	26	2014	6	17	3853	10.10	35	38132	1925	1928	49.96	50.04
6	11	2014	4	17	3847	10.09	36	38132	1902	1945	49.44	50.56
9	11	2014	5	17	3844	10.08	37	38132	1851	1993	48.15	51.85
6	30	2014	2	18	3843	10.08	38	38132	2038	1805	53.03	46.97
10	7	2014	3	17	3843	10.08	39	38132	1869	1974	48.63	51.37
9	4	2014	5	17	3841	10.07	40	38132	1875	1966	48.82	51.18
9	15	2014	2	17	3829	10.04	41	38132	1833	1996	47.87	52.13
9	24	2014	4	17	3828	10.04	42	38132	1913	1915	49.97	50.03
9	30	2014	3	17	3827	10.04	43	38132	1887	1940	49.31	50.69
9	12	2014	6	17	3819	10.02	44	38132	1967	1852	51.51	48.49
10	3	2014	6	16	3819	10.02	45	38132	1919	1900	50.25	49.75
4	10	2014	5	17	3816	10.01	46	38132	1856	1960	48.64	51.36
9	26	2014	6	16	3808	9.99	47	38132	1980	1828	52.00	48.00
6	11	2014	4	16	3807	9.98	48	38132	1908	1899	50.12	49.88
1	3	2014	6	17	3806	9.98	49	38132	1879	1927	49.37	50.63
7	17	2014	5	17	3805	9.98	50	38132	1905	1900	50.07	49.93
7	9	2014	4	18	3804	9.98	51	38132	2084	1720	54.78	45.22
8	29	2014	6	16	3802	9.97	52	38132	1828	1974	48.08	51.92

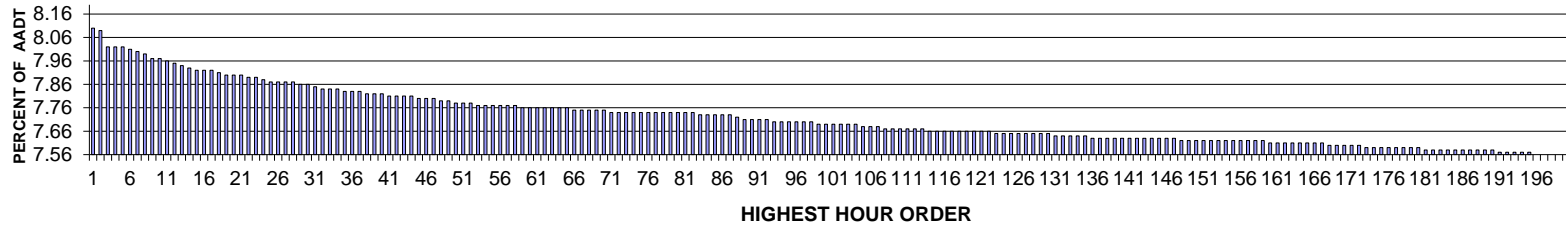
MO	DY	YR	DAY OF WK	HR	HR VOL	PERCENT OF AADT	HOUR NUMBER	AADT	NORTH VOLUME	SOUTH VOLUME	PERCENT NORTH IS OF TOTAL VOLUME	PERCENT SOUTH IS OF TOTAL VOLUME
6	19	2014	5	18	3798	9.96	53	38132	1977	1821	52.05	47.95
5	9	2014	6	16	3796	9.95	54	38132	1918	1878	50.53	49.47
7	3	2014	5	18	3795	9.95	55	38132	2039	1756	53.73	46.27
5	23	2014	6	17	3791	9.94	56	38132	2047	1744	54.00	46.00
10	10	2014	6	17	3791	9.94	57	38132	1907	1884	50.30	49.70
9	19	2014	6	16	3789	9.94	58	38132	1890	1899	49.88	50.12
8	29	2014	6	17	3788	9.93	59	38132	1830	1958	48.31	51.69
9	2	2014	3	17	3786	9.93	60	38132	1881	1905	49.68	50.32
5	2	2014	6	16	3785	9.93	61	38132	1986	1799	52.47	47.53
6	13	2014	6	16	3784	9.92	62	38132	1948	1836	51.48	48.52
7	10	2014	5	18	3784	9.92	63	38132	2027	1757	53.57	46.43
6	13	2014	6	17	3782	9.92	64	38132	1974	1808	52.19	47.81
10	9	2014	5	17	3782	9.92	65	38132	1865	1917	49.31	50.69
8	22	2014	6	16	3781	9.92	66	38132	1870	1911	49.46	50.54
3	21	2014	6	16	3779	9.91	67	38132	1947	1832	51.52	48.48
7	1	2014	3	18	3776	9.90	68	38132	1970	1806	52.17	47.83
5	16	2014	6	16	3773	9.89	69	38132	1914	1859	50.73	49.27
10	1	2014	4	17	3772	9.89	70	38132	1786	1986	47.35	52.65
11	12	2014	4	17	3772	9.89	71	38132	1869	1903	49.55	50.45
9	2	2014	3	16	3771	9.89	72	38132	1816	1955	48.16	51.84
6	20	2014	6	18	3770	9.89	73	38132	1910	1860	50.66	49.34
7	18	2014	6	18	3770	9.89	74	38132	1899	1871	50.37	49.63
11	7	2014	6	16	3770	9.89	75	38132	1988	1782	52.73	47.27
5	27	2014	3	17	3767	9.88	76	38132	1844	1923	48.95	51.05
9	5	2014	6	16	3767	9.88	77	38132	1876	1891	49.80	50.20
5	20	2014	3	17	3766	9.88	78	38132	1863	1903	49.47	50.53
8	1	2014	6	17	3765	9.87	79	38132	1958	1807	52.01	47.99
8	20	2014	4	17	3765	9.87	80	38132	1867	1898	49.59	50.41
11	24	2014	2	17	3765	9.87	81	38132	1754	2011	46.59	53.41
10	2	2014	5	17	3763	9.87	82	38132	1872	1891	49.75	50.25
6	10	2014	3	17	3760	9.86	83	38132	1837	1923	48.86	51.14
10	10	2014	6	16	3760	9.86	84	38132	1845	1915	49.07	50.93
7	21	2014	2	17	3759	9.86	85	38132	1812	1947	48.20	51.80
7	9	2014	4	17	3758	9.86	86	38132	1869	1889	49.73	50.27
9	22	2014	2	17	3758	9.86	87	38132	1862	1896	49.55	50.45
9	8	2014	2	17	3755	9.85	88	38132	1712	2043	45.59	54.41
6	18	2014	4	18	3753	9.84	89	38132	1974	1779	52.60	47.40
8	22	2014	6	17	3753	9.84	90	38132	1848	1905	49.24	50.76
6	12	2014	5	16	3750	9.83	91	38132	1941	1809	51.76	48.24
2	28	2014	6	17	3749	9.83	92	38132	1861	1888	49.64	50.36
6	9	2014	2	17	3749	9.83	93	38132	1839	1910	49.05	50.95

MO	DY	YR	DAY OF WK	HR	HR VOL	PERCENT OF AADT	HOUR NUMBER	AADT	NORTH VOLUME	SOUTH VOLUME	PERCENT NORTH IS OF TOTAL VOLUME	PERCENT SOUTH IS OF TOTAL VOLUME
7	16	2014	4	18	3749	9.83	94	38132	1968	1781	52.49	47.51
10	17	2014	6	17	3749	9.83	95	38132	1850	1899	49.35	50.65
4	11	2014	6	16	3748	9.83	96	38132	1864	1884	49.73	50.27
4	18	2014	6	16	3743	9.82	97	38132	1925	1818	51.43	48.57
6	10	2014	3	16	3743	9.82	98	38132	1825	1918	48.76	51.24
8	8	2014	6	17	3743	9.82	99	38132	1953	1790	52.18	47.82
6	5	2014	5	16	3742	9.81	100	38132	1856	1886	49.60	50.40
8	7	2014	5	17	3741	9.81	101	38132	1819	1922	48.62	51.38
7	29	2014	3	17	3737	9.80	102	38132	1854	1883	49.61	50.39
7	22	2014	3	18	3735	9.79	103	38132	2024	1711	54.19	45.81
6	12	2014	5	17	3733	9.79	104	38132	1855	1878	49.69	50.31
8	15	2014	6	17	3732	9.79	105	38132	1863	1869	49.92	50.08
4	18	2014	6	17	3729	9.78	106	38132	1942	1787	52.08	47.92
8	25	2014	2	17	3729	9.78	107	38132	1862	1867	49.93	50.07
9	23	2014	3	16	3729	9.78	108	38132	1829	1900	49.05	50.95
9	16	2014	3	17	3728	9.78	109	38132	1758	1970	47.16	52.84
5	29	2014	5	17	3726	9.77	110	38132	1880	1846	50.46	49.54
7	30	2014	4	17	3724	9.77	111	38132	1830	1894	49.14	50.86
4	8	2014	3	17	3723	9.76	112	38132	1812	1911	48.67	51.33
2	21	2014	6	16	3721	9.76	113	38132	1953	1768	52.49	47.51
7	31	2014	5	17	3720	9.76	114	38132	1839	1881	49.44	50.56
3	26	2014	4	16	3718	9.75	115	38132	1781	1937	47.90	52.10
4	9	2014	4	17	3718	9.75	116	38132	1811	1907	48.71	51.29
6	5	2014	5	18	3716	9.75	117	38132	1915	1801	51.53	48.47
11	6	2014	5	17	3715	9.74	118	38132	1775	1940	47.78	52.22
6	26	2014	5	18	3714	9.74	119	38132	1950	1764	52.50	47.50
7	11	2014	6	17	3714	9.74	120	38132	1852	1862	49.87	50.13
9	16	2014	3	16	3714	9.74	121	38132	1794	1920	48.30	51.70
4	25	2014	6	16	3712	9.73	122	38132	1856	1856	50.00	50.00
5	9	2014	6	17	3711	9.73	123	38132	1865	1846	50.26	49.74
7	14	2014	2	17	3711	9.73	124	38132	1828	1883	49.26	50.74
6	24	2014	3	18	3710	9.73	125	38132	1980	1730	53.37	46.63
9	29	2014	2	17	3710	9.73	126	38132	1811	1899	48.81	51.19
9	18	2014	5	16	3709	9.73	127	38132	1848	1861	49.82	50.18
9	17	2014	4	17	3708	9.72	128	38132	1703	2005	45.93	54.07
9	29	2014	2	16	3708	9.72	129	38132	1806	1902	48.71	51.29
6	17	2014	3	16	3707	9.72	130	38132	1727	1980	46.59	53.41
7	25	2014	6	17	3707	9.72	131	38132	1942	1765	52.39	47.61
8	27	2014	4	17	3707	9.72	132	38132	1791	1916	48.31	51.69
6	26	2014	5	16	3706	9.72	133	38132	1781	1925	48.06	51.94
3	7	2014	6	16	3705	9.72	134	38132	1916	1789	51.71	48.29

MO	DY	YR	DAY OF WK	HR	HR VOL	PERCENT OF AADT	HOUR NUMBER	AADT	NORTH VOLUME	SOUTH VOLUME	PERCENT NORTH IS OF TOTAL VOLUME	PERCENT SOUTH IS OF TOTAL VOLUME
7	7	2014	2	17	3703	9.71	135	38132	1844	1859	49.80	50.20
7	7	2014	2	18	3703	9.71	136	38132	1977	1726	53.39	46.61
7	22	2014	3	17	3699	9.70	137	38132	1865	1834	50.42	49.58
10	16	2014	5	17	3697	9.70	138	38132	1788	1909	48.36	51.64
9	23	2014	3	17	3694	9.69	139	38132	1797	1897	48.65	51.35
6	19	2014	5	16	3692	9.68	140	38132	1825	1867	49.43	50.57
8	5	2014	3	17	3692	9.68	141	38132	1820	1872	49.30	50.70
10	31	2014	6	16	3692	9.68	142	38132	1913	1779	51.81	48.19
11	7	2014	6	17	3690	9.68	143	38132	1831	1859	49.62	50.38
4	25	2014	6	17	3689	9.67	144	38132	1852	1837	50.20	49.80
6	10	2014	3	18	3689	9.67	145	38132	2030	1659	55.03	44.97
8	28	2014	5	17	3689	9.67	146	38132	1779	1910	48.22	51.78
10	17	2014	6	16	3689	9.67	147	38132	1862	1827	50.47	49.53
11	3	2014	2	17	3689	9.67	148	38132	1764	1925	47.82	52.18
6	2	2014	2	17	3688	9.67	149	38132	1768	1920	47.94	52.06
6	16	2014	2	17	3687	9.67	150	38132	1862	1825	50.50	49.50
9	10	2014	4	17	3687	9.67	151	38132	1774	1913	48.11	51.89
6	12	2014	5	18	3684	9.66	152	38132	1910	1774	51.85	48.15
7	8	2014	3	17	3684	9.66	153	38132	1818	1866	49.35	50.65
7	21	2014	2	18	3684	9.66	154	38132	1971	1713	53.50	46.50
9	25	2014	5	16	3684	9.66	155	38132	1871	1813	50.79	49.21
8	15	2014	6	16	3683	9.66	156	38132	1853	1830	50.31	49.69
6	18	2014	4	16	3682	9.66	157	38132	1847	1835	50.16	49.84
4	23	2014	4	17	3681	9.65	158	38132	1682	1999	45.69	54.31
5	8	2014	5	16	3678	9.65	159	38132	1836	1842	49.92	50.08
6	11	2014	4	18	3677	9.64	160	38132	1992	1685	54.17	45.83
7	15	2014	3	17	3677	9.64	161	38132	1822	1855	49.55	50.45
10	9	2014	5	16	3677	9.64	162	38132	1837	1840	49.96	50.04
10	23	2014	5	16	3677	9.64	163	38132	1885	1792	51.26	48.74
6	24	2014	3	16	3676	9.64	164	38132	1795	1881	48.83	51.17
9	10	2014	4	16	3675	9.64	165	38132	1847	1828	50.26	49.74
10	22	2014	4	17	3675	9.64	166	38132	1879	1796	51.13	48.87
5	27	2014	3	16	3672	9.63	167	38132	1795	1877	48.88	51.12
9	3	2014	4	17	3672	9.63	168	38132	1775	1897	48.34	51.66
2	13	2014	5	17	3670	9.62	169	38132	1772	1898	48.28	51.72
7	14	2014	2	18	3670	9.62	170	38132	1953	1717	53.22	46.78
8	19	2014	3	17	3670	9.62	171	38132	1769	1901	48.20	51.80
7	10	2014	5	17	3668	9.62	172	38132	1790	1878	48.80	51.20
11	10	2014	2	16	3667	9.62	173	38132	1833	1834	49.99	50.01
5	29	2014	5	16	3665	9.61	174	38132	1782	1883	48.62	51.38
7	25	2014	6	16	3665	9.61	175	38132	1813	1852	49.47	50.53

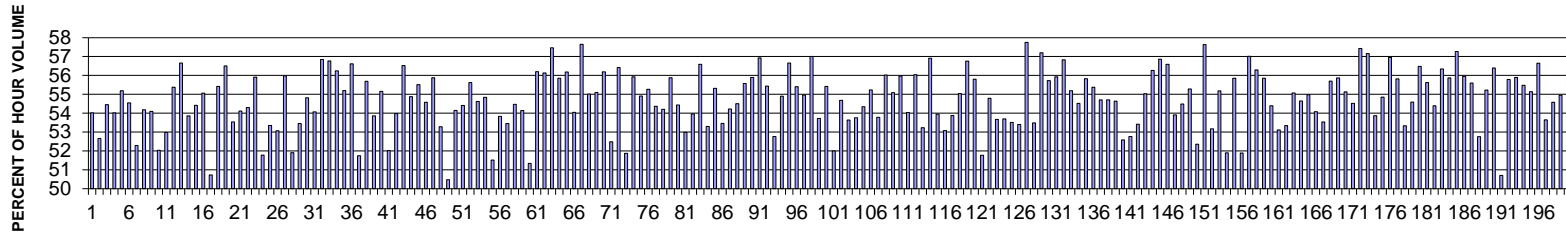
MO	DY	YR	DAY OF WK	HR	HR VOL	PERCENT OF AADT	HOUR NUMBER	AADT	NORTH VOLUME	SOUTH VOLUME	PERCENT NORTH IS OF TOTAL VOLUME	PERCENT SOUTH IS OF TOTAL VOLUME
8	8	2014	6	16	3665	9.61	176	38132	1775	1890	48.43	51.57
9	9	2014	3	17	3665	9.61	177	38132	1797	1868	49.03	50.97
3	28	2014	6	16	3664	9.61	178	38132	1872	1792	51.09	48.91
5	16	2014	6	17	3664	9.61	179	38132	1812	1852	49.45	50.55
6	30	2014	2	16	3664	9.61	180	38132	1702	1962	46.45	53.55
8	4	2014	2	17	3663	9.61	181	38132	1788	1875	48.81	51.19
10	24	2014	6	17	3663	9.61	182	38132	1811	1852	49.44	50.56
4	17	2014	5	17	3662	9.60	183	38132	1772	1890	48.39	51.61
6	4	2014	4	17	3662	9.60	184	38132	1808	1854	49.37	50.63
1	17	2014	6	17	3658	9.59	185	38132	1910	1748	52.21	47.79
10	7	2014	3	16	3657	9.59	186	38132	1789	1868	48.92	51.08
10	14	2014	3	17	3657	9.59	187	38132	1785	1872	48.81	51.19
5	7	2014	4	17	3655	9.59	188	38132	1823	1832	49.88	50.12
7	16	2014	4	17	3655	9.59	189	38132	1835	1820	50.21	49.79
10	1	2014	4	16	3654	9.58	190	38132	1777	1877	48.63	51.37
5	21	2014	4	17	3653	9.58	191	38132	1819	1834	49.79	50.21
8	6	2014	4	17	3653	9.58	192	38132	1836	1817	50.26	49.74
5	15	2014	5	16	3651	9.57	193	38132	1794	1857	49.14	50.86
5	28	2014	4	16	3650	9.57	194	38132	1778	1872	48.71	51.29
1	31	2014	6	16	3649	9.57	195	38132	1848	1801	50.64	49.36
7	15	2014	3	18	3648	9.57	196	38132	1945	1703	53.32	46.68
11	13	2014	5	16	3648	9.57	197	38132	1895	1753	51.95	48.05
4	16	2014	4	17	3647	9.56	198	38132	1739	1908	47.68	52.32
3	26	2014	4	17	3645	9.56	199	38132	1866	1779	51.19	48.81
11	5	2014	4	17	3645	9.56	200	38132	1801	1844	49.41	50.59

**SR 512 MP 11.43 PUYALLUP ADC SITE R106
K FOR PEAK 200 HOURS OF 2014**



AADT= 86099 K 30 FACTOR= 7.86 K 100 FACTOR= 7.69 K 200 FACTOR= 7.56 D 30 FACTOR= 54.82

**SR 512 MP 11.43 PUYALLUP ADC SITE R106
D % IN THE PEAK 200 HOURS OF 2014**



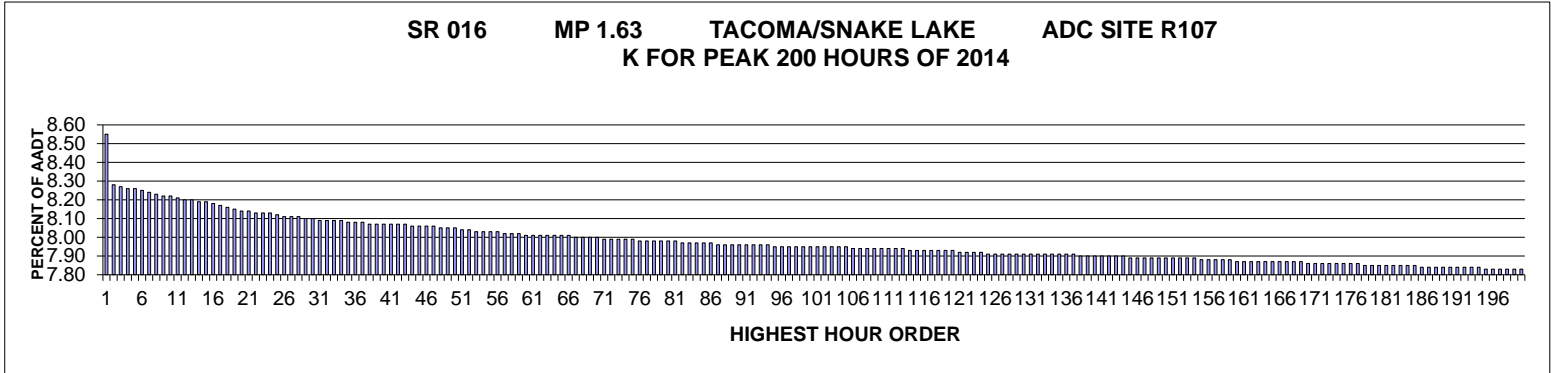
MO	DY	YR	DAY OF WK	HR	HR VOL	PERCENT OF AADT	HOUR NUMBER	AADT	NORTH VOLUME	SOUTH VOLUME	PERCENT NORTH IS OF TOTAL VOLUME	PERCENT SOUTH IS OF TOTAL VOLUME
4	11	2014	6	16	6977	8.10	1	86099	3208	3769	45.98	54.02
8	15	2014	6	16	6966	8.09	2	86099	3298	3668	47.34	52.66
5	30	2014	6	17	6909	8.02	3	86099	3147	3762	45.55	54.45
7	3	2014	5	16	6905	8.02	4	86099	3175	3730	45.98	54.02
6	6	2014	6	16	6903	8.02	5	86099	3093	3810	44.81	55.19
2	28	2014	6	17	6897	8.01	6	86099	3135	3762	45.45	54.55
8	22	2014	6	16	6888	8.00	7	86099	3286	3602	47.71	52.29
5	2	2014	6	17	6881	7.99	8	86099	3153	3728	45.82	54.18
9	11	2014	5	16	6863	7.97	9	86099	3150	3713	45.90	54.10
6	13	2014	6	16	6860	7.97	10	86099	3290	3570	47.96	52.04
7	25	2014	6	16	6850	7.96	11	86099	3221	3629	47.02	52.98
5	7	2014	4	17	6847	7.95	12	86099	3055	3792	44.62	55.38
6	5	2014	5	17	6839	7.94	13	86099	2964	3875	43.34	56.66

MO	DY	YR	DAY OF WK	HR	HR VOL	PERCENT OF AADT	HOUR NUMBER	AADT	NORTH VOLUME	SOUTH VOLUME	PERCENT NORTH IS OF TOTAL VOLUME	PERCENT SOUTH IS OF TOTAL VOLUME
9	26	2014	6	16	6827	7.93	14	86099	3150	3677	46.14	53.86
7	31	2014	5	17	6821	7.92	15	86099	3109	3712	45.58	54.42
4	25	2014	6	17	6815	7.92	16	86099	3063	3752	44.94	55.06
9	5	2014	6	17	6815	7.92	17	86099	3358	3457	49.27	50.73
4	9	2014	4	17	6810	7.91	18	86099	3036	3774	44.58	55.42
6	11	2014	4	17	6803	7.90	19	86099	2959	3844	43.50	56.50
2	28	2014	6	16	6799	7.90	20	86099	3159	3640	46.46	53.54
8	8	2014	6	16	6799	7.90	21	86099	3120	3679	45.89	54.11
5	30	2014	6	16	6794	7.89	22	86099	3105	3689	45.70	54.30
6	19	2014	5	17	6793	7.89	23	86099	2995	3798	44.09	55.91
9	12	2014	6	15	6786	7.88	24	86099	3272	3514	48.22	51.78
5	16	2014	6	16	6780	7.87	25	86099	3163	3617	46.65	53.35
8	22	2014	6	17	6778	7.87	26	86099	3181	3597	46.93	53.07
7	24	2014	5	17	6777	7.87	27	86099	2983	3794	44.02	55.98
6	13	2014	6	17	6775	7.87	28	86099	3258	3517	48.09	51.91
8	15	2014	6	17	6771	7.86	29	86099	3152	3619	46.55	53.45
6	19	2014	5	18	6769	7.86	30	86099	3058	3711	45.18	54.82
6	20	2014	6	16	6762	7.85	31	86099	3106	3656	45.93	54.07
3	28	2014	6	17	6754	7.84	32	86099	2915	3839	43.16	56.84
5	29	2014	5	17	6752	7.84	33	86099	2919	3833	43.23	56.77
6	5	2014	5	18	6748	7.84	34	86099	2953	3795	43.76	56.24
7	24	2014	5	18	6745	7.83	35	86099	3022	3723	44.80	55.20
5	21	2014	4	17	6743	7.83	36	86099	2926	3817	43.39	56.61
9	5	2014	6	16	6740	7.83	37	86099	3252	3488	48.25	51.75
3	13	2014	5	17	6737	7.82	38	86099	2985	3752	44.31	55.69
7	31	2014	5	16	6736	7.82	39	86099	3108	3628	46.14	53.86
6	11	2014	4	16	6731	7.82	40	86099	3018	3713	44.84	55.16
7	11	2014	6	17	6728	7.81	41	86099	3228	3500	47.98	52.02
1	24	2014	6	16	6727	7.81	42	86099	3096	3631	46.02	53.98
3	21	2014	6	17	6727	7.81	43	86099	2925	3802	43.48	56.52
8	13	2014	4	16	6724	7.81	44	86099	3034	3690	45.12	54.88
6	18	2014	4	17	6716	7.80	45	86099	2988	3728	44.49	55.51
5	2	2014	6	16	6715	7.80	46	86099	3050	3665	45.42	54.58
3	21	2014	6	16	6713	7.80	47	86099	2962	3751	44.12	55.88
7	25	2014	6	17	6710	7.79	48	86099	3135	3575	46.72	53.28
9	12	2014	6	16	6710	7.79	49	86099	3323	3387	49.52	50.48
8	19	2014	3	17	6696	7.78	50	86099	3070	3626	45.85	54.15
6	20	2014	6	17	6695	7.78	51	86099	3052	3643	45.59	54.41
7	29	2014	3	17	6695	7.78	52	86099	2971	3724	44.38	55.62
1	17	2014	6	16	6693	7.77	53	86099	3037	3656	45.38	54.62
5	30	2014	6	18	6692	7.77	54	86099	3022	3670	45.16	54.84
7	25	2014	6	15	6689	7.77	55	86099	3243	3446	48.48	51.52
8	6	2014	4	16	6689	7.77	56	86099	3088	3601	46.17	53.83
9	19	2014	6	15	6688	7.77	57	86099	3113	3575	46.55	53.45
2	14	2014	6	16	6686	7.77	58	86099	3044	3642	45.53	54.47
4	25	2014	6	16	6685	7.76	59	86099	3066	3619	45.86	54.14
7	12	2014	7	14	6685	7.76	60	86099	3432	3253	51.34	48.66
1	31	2014	6	17	6681	7.76	61	86099	2926	3755	43.80	56.20

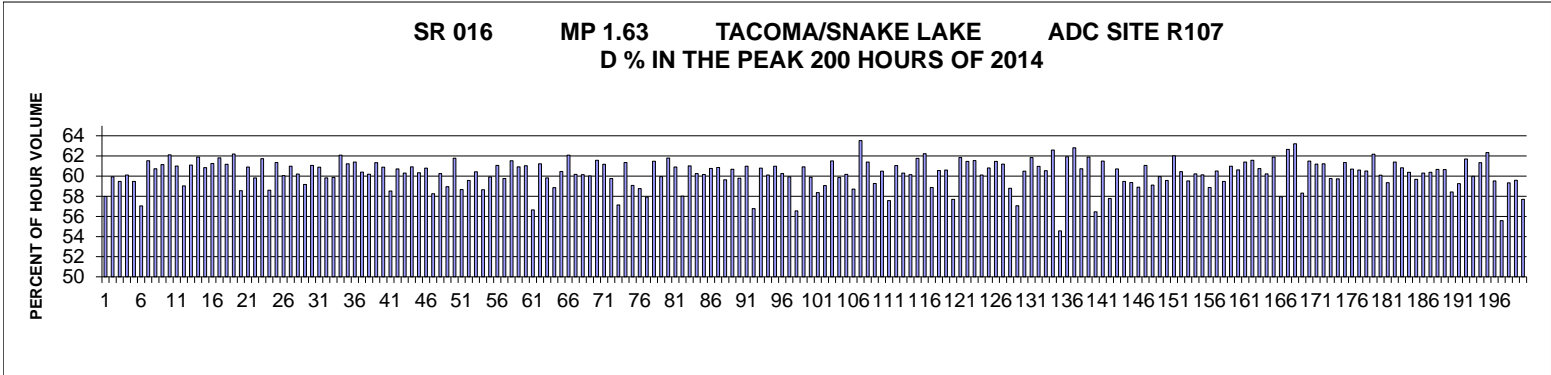
MO	DY	YR	DAY OF WK	HR	HR VOL	PERCENT OF AADT	HOUR NUMBER	AADT	NORTH VOLUME	SOUTH VOLUME	PERCENT NORTH IS OF TOTAL VOLUME	PERCENT SOUTH IS OF TOTAL VOLUME
7	22	2014	3	17	6681	7.76	62	86099	2931	3750	43.87	56.13
2	13	2014	5	17	6678	7.76	63	86099	2841	3837	42.54	57.46
5	28	2014	4	17	6677	7.76	64	86099	2948	3729	44.15	55.85
7	2	2014	4	17	6677	7.76	65	86099	2926	3751	43.82	56.18
8	7	2014	5	16	6674	7.75	66	86099	3067	3607	45.95	54.05
3	18	2014	3	17	6673	7.75	67	86099	2826	3847	42.35	57.65
8	20	2014	4	16	6673	7.75	68	86099	3002	3671	44.99	55.01
1	31	2014	6	16	6672	7.75	69	86099	2996	3676	44.90	55.10
9	24	2014	4	17	6669	7.75	70	86099	2922	3747	43.81	56.19
9	19	2014	6	16	6668	7.74	71	86099	3168	3500	47.51	52.49
9	22	2014	2	17	6668	7.74	72	86099	2906	3762	43.58	56.42
7	25	2014	6	18	6666	7.74	73	86099	3208	3458	48.12	51.88
4	10	2014	5	17	6665	7.74	74	86099	2937	3728	44.07	55.93
6	26	2014	5	18	6665	7.74	75	86099	3005	3660	45.09	54.91
8	21	2014	5	16	6665	7.74	76	86099	2981	3684	44.73	55.27
9	4	2014	5	16	6664	7.74	77	86099	3041	3623	45.63	54.37
8	28	2014	5	17	6663	7.74	78	86099	3051	3612	45.79	54.21
4	29	2014	3	17	6662	7.74	79	86099	2939	3723	44.12	55.88
8	29	2014	6	16	6661	7.74	80	86099	3035	3626	45.56	54.44
9	19	2014	6	17	6660	7.74	81	86099	3131	3529	47.01	52.99
12	12	2014	6	16	6660	7.74	82	86099	3066	3594	46.04	53.96
10	1	2014	4	17	6658	7.73	83	86099	2890	3768	43.41	56.59
5	23	2014	6	16	6655	7.73	84	86099	3108	3547	46.70	53.30
11	7	2014	6	16	6654	7.73	85	86099	2973	3681	44.68	55.32
10	3	2014	6	17	6653	7.73	86	86099	3096	3557	46.54	53.46
7	10	2014	5	17	6652	7.73	87	86099	3045	3607	45.78	54.22
8	28	2014	5	18	6649	7.72	88	86099	3025	3624	45.50	54.50
8	18	2014	2	17	6639	7.71	89	86099	2950	3689	44.43	55.57
6	4	2014	4	17	6636	7.71	90	86099	2927	3709	44.11	55.89
5	15	2014	5	17	6635	7.71	91	86099	2858	3777	43.07	56.93
1	17	2014	6	17	6634	7.71	92	86099	2956	3678	44.56	55.44
5	2	2014	6	18	6632	7.70	93	86099	3132	3500	47.23	52.77
9	10	2014	4	16	6632	7.70	94	86099	2991	3641	45.10	54.90
6	5	2014	5	16	6629	7.70	95	86099	2873	3756	43.34	56.66
6	4	2014	4	16	6628	7.70	96	86099	2956	3672	44.60	55.40
10	23	2014	5	16	6628	7.70	97	86099	2985	3643	45.04	54.96
4	15	2014	3	17	6626	7.70	98	86099	2849	3777	43.00	57.00
12	24	2014	4	16	6625	7.69	99	86099	3066	3559	46.28	53.72
6	26	2014	5	17	6624	7.69	100	86099	2953	3671	44.58	55.42
10	10	2014	6	17	6623	7.69	101	86099	3179	3444	48.00	52.00
2	27	2014	5	16	6622	7.69	102	86099	3001	3621	45.32	54.68
10	24	2014	6	16	6622	7.69	103	86099	3070	3552	46.36	53.64
7	18	2014	6	16	6617	7.69	104	86099	3060	3557	46.24	53.76
8	13	2014	4	17	6612	7.68	105	86099	3019	3593	45.66	54.34
8	28	2014	5	16	6612	7.68	106	86099	2960	3652	44.77	55.23
9	11	2014	5	17	6610	7.68	107	86099	3055	3555	46.22	53.78
6	18	2014	4	18	6606	7.67	108	86099	2905	3701	43.98	56.02
8	5	2014	3	17	6604	7.67	109	86099	2966	3638	44.91	55.09

MO	DY	YR	DAY OF WK	HR	HR VOL	PERCENT OF AADT	HOUR NUMBER	AADT	NORTH VOLUME	SOUTH VOLUME	PERCENT	PERCENT
											IS OF TOTAL VOLUME	IS OF TOTAL VOLUME
5	29	2014	5	18	6603	7.67	110	86099	2907	3696	44.03	55.97
9	17	2014	4	16	6602	7.67	111	86099	3034	3568	45.96	54.04
6	24	2014	3	17	6601	7.67	112	86099	2902	3699	43.96	56.04
8	7	2014	5	17	6600	7.67	113	86099	3087	3513	46.77	53.23
5	6	2014	3	17	6598	7.66	114	86099	2843	3755	43.09	56.91
9	15	2014	2	16	6597	7.66	115	86099	3038	3559	46.05	53.95
5	16	2014	6	17	6596	7.66	116	86099	3095	3501	46.92	53.08
10	24	2014	6	17	6596	7.66	117	86099	3042	3554	46.12	53.88
8	20	2014	4	18	6595	7.66	118	86099	2965	3630	44.96	55.04
5	21	2014	4	18	6594	7.66	119	86099	2851	3743	43.24	56.76
10	16	2014	5	17	6593	7.66	120	86099	2914	3679	44.20	55.80
6	13	2014	6	15	6592	7.66	121	86099	3179	3413	48.23	51.77
7	18	2014	6	17	6592	7.66	122	86099	2980	3612	45.21	54.79
2	14	2014	6	17	6589	7.65	123	86099	3053	3536	46.33	53.67
5	7	2014	4	16	6587	7.65	124	86099	3050	3537	46.30	53.70
6	6	2014	6	18	6586	7.65	125	86099	3062	3524	46.49	53.51
8	22	2014	6	15	6586	7.65	126	86099	3069	3517	46.60	53.40
5	13	2014	3	17	6585	7.65	127	86099	2782	3803	42.25	57.75
7	10	2014	5	16	6585	7.65	128	86099	3063	3522	46.51	53.49
2	25	2014	3	17	6584	7.65	129	86099	2818	3766	42.80	57.20
10	6	2014	2	17	6583	7.65	130	86099	2915	3668	44.28	55.72
10	9	2014	5	16	6580	7.64	131	86099	2900	3680	44.07	55.93
6	30	2014	2	17	6579	7.64	132	86099	2840	3739	43.17	56.83
8	27	2014	4	17	6579	7.64	133	86099	2948	3631	44.81	55.19
9	2	2014	3	16	6579	7.64	134	86099	2992	3587	45.48	54.52
5	1	2014	5	17	6574	7.64	135	86099	2904	3670	44.17	55.83
6	10	2014	3	17	6573	7.63	136	86099	2933	3640	44.62	55.38
8	20	2014	4	17	6573	7.63	137	86099	2977	3596	45.29	54.71
9	18	2014	5	16	6573	7.63	138	86099	2977	3596	45.29	54.71
3	28	2014	6	16	6572	7.63	139	86099	2981	3591	45.36	54.64
6	6	2014	6	17	6572	7.63	140	86099	3116	3456	47.41	52.59
8	1	2014	6	18	6570	7.63	141	86099	3103	3467	47.23	52.77
2	21	2014	6	16	6569	7.63	142	86099	3060	3509	46.58	53.42
6	27	2014	6	16	6569	7.63	143	86099	2954	3615	44.97	55.03
5	27	2014	3	17	6568	7.63	144	86099	2872	3696	43.73	56.27
4	24	2014	5	18	6567	7.63	145	86099	2833	3734	43.14	56.86
6	11	2014	4	18	6567	7.63	146	86099	2851	3716	43.41	56.59
6	12	2014	5	16	6567	7.63	147	86099	3027	3540	46.09	53.91
9	4	2014	5	17	6565	7.62	148	86099	2988	3577	45.51	54.49
12	22	2014	2	16	6565	7.62	149	86099	2936	3629	44.72	55.28
8	1	2014	6	16	6562	7.62	150	86099	3126	3436	47.64	52.36
5	20	2014	3	17	6561	7.62	151	86099	2780	3781	42.37	57.63
9	17	2014	4	17	6560	7.62	152	86099	3072	3488	46.83	53.17
3	28	2014	6	18	6559	7.62	153	86099	2940	3619	44.82	55.18
7	11	2014	6	18	6559	7.62	154	86099	3155	3404	48.10	51.90
7	28	2014	2	17	6559	7.62	155	86099	2896	3663	44.15	55.85
9	5	2014	6	18	6558	7.62	156	86099	3155	3403	48.11	51.89
7	8	2014	3	17	6557	7.62	157	86099	2819	3738	42.99	57.01

MO	DY	YR	DAY OF WK	HR	HR VOL	PERCENT OF AADT	HOUR NUMBER	AADT	NORTH VOLUME	SOUTH VOLUME	PERCENT NORTH IS OF TOTAL VOLUME	PERCENT SOUTH IS OF TOTAL VOLUME
8	6	2014	4	17	6557	7.62	158	86099	2866	3691	43.71	56.29
9	9	2014	3	16	6557	7.62	159	86099	2895	3662	44.15	55.85
2	21	2014	6	17	6556	7.61	160	86099	2990	3566	45.61	54.39
6	13	2014	6	18	6556	7.61	161	86099	3074	3482	46.89	53.11
8	21	2014	5	17	6556	7.61	162	86099	3059	3497	46.66	53.34
6	19	2014	5	16	6555	7.61	163	86099	2945	3610	44.93	55.07
10	3	2014	6	16	6555	7.61	164	86099	2973	3582	45.35	54.65
6	17	2014	3	17	6551	7.61	165	86099	2949	3602	45.02	54.98
6	20	2014	6	15	6550	7.61	166	86099	3008	3542	45.92	54.08
8	8	2014	6	17	6548	7.61	167	86099	3042	3506	46.46	53.54
4	10	2014	5	16	6547	7.60	168	86099	2900	3647	44.30	55.70
6	10	2014	3	16	6547	7.60	169	86099	2889	3658	44.13	55.87
4	11	2014	6	15	6543	7.60	170	86099	2936	3607	44.87	55.13
8	29	2014	6	15	6542	7.60	171	86099	2975	3567	45.48	54.52
3	20	2014	5	17	6540	7.60	172	86099	2784	3756	42.57	57.43
4	28	2014	2	17	6539	7.59	173	86099	2801	3738	42.84	57.16
3	14	2014	6	16	6538	7.59	174	86099	3016	3522	46.13	53.87
3	14	2014	6	17	6538	7.59	175	86099	2952	3586	45.15	54.85
10	9	2014	5	17	6537	7.59	176	86099	2814	3723	43.05	56.95
10	1	2014	4	16	6534	7.59	177	86099	2887	3647	44.18	55.82
7	3	2014	5	15	6533	7.59	178	86099	3049	3484	46.67	53.33
2	27	2014	5	17	6531	7.59	179	86099	2966	3565	45.41	54.59
10	8	2014	4	16	6531	7.59	180	86099	2842	3689	43.52	56.48
5	14	2014	4	16	6530	7.58	181	86099	2898	3632	44.38	55.62
9	17	2014	4	18	6529	7.58	182	86099	2978	3551	45.61	54.39
6	24	2014	3	16	6528	7.58	183	86099	2850	3678	43.66	56.34
11	13	2014	5	16	6528	7.58	184	86099	2881	3647	44.13	55.87
4	10	2014	5	18	6525	7.58	185	86099	2788	3737	42.73	57.27
4	30	2014	4	16	6525	7.58	186	86099	2874	3651	44.05	55.95
8	5	2014	3	16	6525	7.58	187	86099	2897	3628	44.40	55.60
8	8	2014	6	15	6524	7.58	188	86099	3082	3442	47.24	52.76
3	14	2014	6	18	6523	7.58	189	86099	2921	3602	44.78	55.22
7	16	2014	4	17	6522	7.58	190	86099	2844	3678	43.61	56.39
9	5	2014	6	15	6521	7.57	191	86099	3214	3307	49.29	50.71
2	26	2014	4	16	6517	7.57	192	86099	2882	3635	44.22	55.78
7	29	2014	3	16	6516	7.57	193	86099	2874	3642	44.11	55.89
9	16	2014	3	16	6516	7.57	194	86099	2901	3615	44.52	55.48
12	16	2014	3	16	6516	7.57	195	86099	2923	3593	44.86	55.14
5	28	2014	4	18	6512	7.56	196	86099	2823	3689	43.35	56.65
7	18	2014	6	18	6512	7.56	197	86099	3018	3494	46.35	53.65
1	24	2014	6	17	6511	7.56	198	86099	2957	3554	45.42	54.58
3	7	2014	6	16	6510	7.56	199	86099	2933	3577	45.05	54.95
7	14	2014	2	17	6510	7.56	200	86099	2871	3639	44.10	55.90



AADT= 116804 K 30 FACTOR= 8.10 K 100 FACTOR= 7.95 K 200 FACTOR= 7.83 D 30 FACTOR= 61.07



MO	DY	YR	DAY OF WK	HR	HR VOL	PERCENT OF AADT	HOUR NUMBER	AADT	EAST VOLUME	WEST VOLUME	PERCENT EAST IS OF TOTAL VOLUME	PERCENT WEST IS OF TOTAL VOLUME
6	10	2014	3	18	9988	8.55	1	116804	4196	5792	42.01	57.99
3	13	2014	5	17	9668	8.28	2	116804	3873	5795	40.06	59.94
6	10	2014	3	17	9658	8.27	3	116804	3914	5744	40.53	59.47
10	16	2014	5	18	9653	8.26	4	116804	3850	5803	39.88	60.12
5	29	2014	5	18	9648	8.26	5	116804	3910	5738	40.53	59.47
2	28	2014	6	17	9640	8.25	6	116804	4140	5500	42.95	57.05
9	24	2014	4	18	9619	8.24	7	116804	3700	5919	38.47	61.53
6	4	2014	4	17	9616	8.23	8	116804	3776	5840	39.27	60.73
2	26	2014	4	17	9606	8.22	9	116804	3732	5874	38.85	61.15
3	18	2014	3	17	9601	8.22	10	116804	3638	5963	37.89	62.11
2	27	2014	5	17	9592	8.21	11	116804	3740	5852	38.99	61.01
2	13	2014	5	17	9583	8.20	12	116804	3925	5658	40.96	59.04
6	3	2014	3	18	9574	8.20	13	116804	3724	5850	38.90	61.10

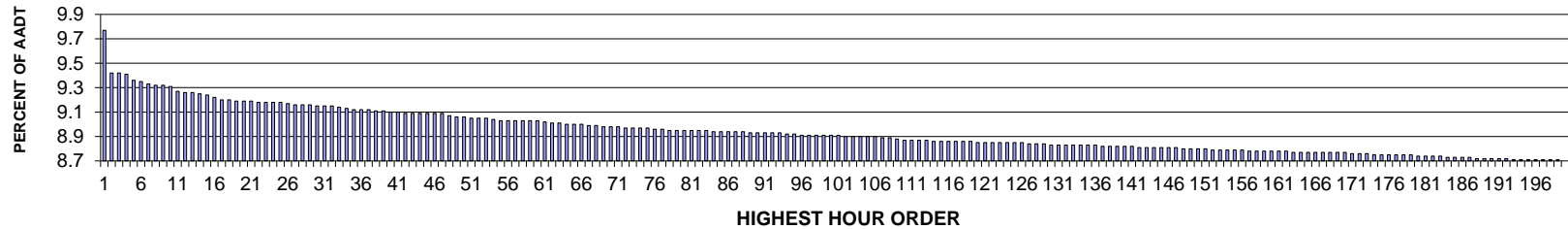
MO	DY	YR	DAY OF WK	HR	HR VOL	PERCENT OF AADT	HOUR NUMBER	AADT	EAST VOLUME	WEST VOLUME	PERCENT EAST IS OF TOTAL VOLUME	PERCENT WEST IS OF TOTAL VOLUME
10	29	2014	4	18	9567	8.19	14	116804	3646	5921	38.11	61.89
10	6	2014	2	17	9564	8.19	15	116804	3745	5819	39.16	60.84
9	9	2014	3	18	9558	8.18	16	116804	3704	5854	38.75	61.25
9	17	2014	4	18	9539	8.17	17	116804	3642	5897	38.18	61.82
5	28	2014	4	18	9529	8.16	18	116804	3699	5830	38.82	61.18
2	25	2014	3	17	9524	8.15	19	116804	3600	5924	37.80	62.20
12	17	2014	4	17	9508	8.14	20	116804	3940	5568	41.44	58.56
8	20	2014	4	18	9507	8.14	21	116804	3717	5790	39.10	60.90
5	15	2014	5	17	9501	8.13	22	116804	3817	5684	40.17	59.83
10	27	2014	2	17	9500	8.13	23	116804	3635	5865	38.26	61.74
3	21	2014	6	17	9492	8.13	24	116804	3930	5562	41.40	58.60
12	9	2014	3	17	9485	8.12	25	116804	3665	5820	38.64	61.36
11	13	2014	5	17	9474	8.11	26	116804	3785	5689	39.95	60.05
9	4	2014	5	17	9472	8.11	27	116804	3696	5776	39.02	60.98
5	22	2014	5	17	9467	8.11	28	116804	3767	5700	39.79	60.21
10	31	2014	6	17	9463	8.10	29	116804	3863	5600	40.82	59.18
11	19	2014	4	17	9458	8.10	30	116804	3682	5776	38.93	61.07
6	3	2014	3	17	9453	8.09	31	116804	3697	5756	39.11	60.89
2	7	2014	6	17	9448	8.09	32	116804	3795	5653	40.17	59.83
4	9	2014	4	17	9448	8.09	33	116804	3791	5657	40.12	59.88
5	13	2014	3	17	9447	8.09	34	116804	3582	5865	37.92	62.08
5	28	2014	4	17	9441	8.08	35	116804	3660	5781	38.77	61.23
3	12	2014	4	17	9438	8.08	36	116804	3643	5795	38.60	61.40
11	4	2014	3	17	9435	8.08	37	116804	3736	5699	39.60	60.40
9	25	2014	5	18	9430	8.07	38	116804	3753	5677	39.80	60.20
3	20	2014	5	18	9429	8.07	39	116804	3645	5784	38.66	61.34
10	7	2014	3	18	9428	8.07	40	116804	3687	5741	39.11	60.89
12	12	2014	6	17	9428	8.07	41	116804	3910	5518	41.47	58.53
7	22	2014	3	18	9426	8.07	42	116804	3703	5723	39.28	60.72
10	8	2014	4	18	9424	8.07	43	116804	3741	5683	39.70	60.30
7	22	2014	3	17	9420	8.06	44	116804	3681	5739	39.08	60.92
12	16	2014	3	17	9416	8.06	45	116804	3734	5682	39.66	60.34
6	25	2014	4	18	9411	8.06	46	116804	3689	5722	39.20	60.80
10	24	2014	6	17	9411	8.06	47	116804	3929	5482	41.75	58.25
5	21	2014	4	18	9408	8.05	48	116804	3739	5669	39.74	60.26
6	26	2014	5	17	9406	8.05	49	116804	3860	5546	41.04	58.96
5	14	2014	4	17	9401	8.05	50	116804	3593	5808	38.22	61.78
5	30	2014	6	17	9390	8.04	51	116804	3881	5509	41.33	58.67
6	18	2014	4	17	9387	8.04	52	116804	3794	5593	40.42	59.58
5	21	2014	4	17	9383	8.03	53	116804	3713	5670	39.57	60.43
12	5	2014	6	17	9381	8.03	54	116804	3879	5502	41.35	58.65
12	3	2014	4	17	9377	8.03	55	116804	3757	5620	40.07	59.93
9	30	2014	3	18	9375	8.03	56	116804	3651	5724	38.94	61.06
4	10	2014	5	17	9368	8.02	57	116804	3769	5599	40.23	59.77
11	12	2014	4	18	9368	8.02	58	116804	3605	5763	38.48	61.52
10	14	2014	3	18	9364	8.02	59	116804	3659	5705	39.08	60.92
12	15	2014	2	17	9360	8.01	60	116804	3647	5713	38.96	61.04
10	10	2014	6	17	9359	8.01	61	116804	4057	5302	43.35	56.65

MO	DY	YR	DAY OF WK	HR	HR VOL	PERCENT OF AADT	HOUR NUMBER	AADT	EAST VOLUME	WEST VOLUME	PERCENT EAST IS OF TOTAL VOLUME	PERCENT WEST IS OF TOTAL VOLUME
2	4	2014	3	17	9358	8.01	62	116804	3629	5729	38.78	61.22
9	17	2014	4	17	9356	8.01	63	116804	3759	5597	40.18	59.82
6	6	2014	6	17	9355	8.01	64	116804	3849	5506	41.14	58.86
8	13	2014	4	18	9352	8.01	65	116804	3698	5654	39.54	60.46
9	22	2014	2	18	9352	8.01	66	116804	3545	5807	37.91	62.09
11	12	2014	4	17	9346	8.00	67	116804	3722	5624	39.82	60.18
12	22	2014	2	17	9345	8.00	68	116804	3724	5621	39.85	60.15
6	11	2014	4	17	9342	8.00	69	116804	3735	5607	39.98	60.02
10	1	2014	4	18	9340	8.00	70	116804	3588	5752	38.42	61.58
4	29	2014	3	17	9333	7.99	71	116804	3624	5709	38.83	61.17
10	2	2014	5	18	9332	7.99	72	116804	3755	5577	40.24	59.76
5	16	2014	6	16	9331	7.99	73	116804	3999	5332	42.86	57.14
6	5	2014	5	18	9329	7.99	74	116804	3605	5724	38.64	61.36
9	25	2014	5	17	9328	7.99	75	116804	3817	5511	40.92	59.08
11	7	2014	6	17	9326	7.98	76	116804	3846	5480	41.24	58.76
12	19	2014	6	17	9326	7.98	77	116804	3924	5402	42.08	57.92
6	2	2014	2	17	9325	7.98	78	116804	3592	5733	38.52	61.48
9	16	2014	3	18	9323	7.98	79	116804	3734	5589	40.05	59.95
3	13	2014	5	18	9321	7.98	80	116804	3562	5759	38.21	61.79
4	9	2014	4	18	9316	7.98	81	116804	3642	5674	39.09	60.91
6	6	2014	6	16	9315	7.97	82	116804	3910	5405	41.98	58.02
10	14	2014	3	17	9315	7.97	83	116804	3631	5684	38.98	61.02
10	9	2014	5	18	9313	7.97	84	116804	3702	5611	39.75	60.25
12	4	2014	5	17	9308	7.97	85	116804	3708	5600	39.84	60.16
6	19	2014	5	18	9306	7.97	86	116804	3651	5655	39.23	60.77
4	30	2014	4	17	9301	7.96	87	116804	3640	5661	39.14	60.86
9	9	2014	3	17	9301	7.96	88	116804	3754	5547	40.36	59.64
5	13	2014	3	18	9300	7.96	89	116804	3656	5644	39.31	60.69
10	2	2014	5	17	9299	7.96	90	116804	3738	5561	40.20	59.80
2	19	2014	4	17	9295	7.96	91	116804	3626	5669	39.01	60.99
9	19	2014	6	18	9295	7.96	92	116804	4017	5278	43.22	56.78
10	29	2014	4	17	9295	7.96	93	116804	3644	5651	39.20	60.80
6	26	2014	5	18	9292	7.96	94	116804	3707	5585	39.89	60.11
3	24	2014	2	17	9290	7.95	95	116804	3625	5665	39.02	60.98
8	5	2014	3	18	9290	7.95	96	116804	3693	5597	39.75	60.25
5	29	2014	5	17	9289	7.95	97	116804	3721	5568	40.06	59.94
4	11	2014	6	17	9288	7.95	98	116804	4035	5253	43.44	56.56
6	4	2014	4	18	9288	7.95	99	116804	3630	5658	39.08	60.92
7	29	2014	3	18	9287	7.95	100	116804	3725	5562	40.11	59.89
3	14	2014	6	17	9285	7.95	101	116804	3865	5420	41.63	58.37
5	22	2014	5	18	9285	7.95	102	116804	3801	5484	40.94	59.06
11	4	2014	3	18	9284	7.95	103	116804	3573	5711	38.49	61.51
2	13	2014	5	18	9282	7.95	104	116804	3726	5556	40.14	59.86
2	21	2014	6	17	9282	7.95	105	116804	3696	5586	39.82	60.18
10	16	2014	5	17	9280	7.94	106	116804	3832	5448	41.29	58.71
3	31	2014	2	18	9276	7.94	107	116804	3383	5893	36.47	63.53
10	1	2014	4	17	9273	7.94	108	116804	3579	5694	38.60	61.40
11	20	2014	5	17	9273	7.94	109	116804	3777	5496	40.73	59.27

MO	DY	YR	DAY OF WK	HR	HR VOL	PERCENT OF AADT	HOUR NUMBER	AADT	EAST VOLUME	WEST VOLUME	PERCENT EAST IS OF TOTAL VOLUME	PERCENT WEST IS OF TOTAL VOLUME
6	5	2014	5	17	9271	7.94	110	116804	3662	5609	39.50	60.50
9	19	2014	6	17	9271	7.94	111	116804	3934	5337	42.43	57.57
11	13	2014	5	18	9270	7.94	112	116804	3611	5659	38.95	61.05
7	1	2014	3	17	9269	7.94	113	116804	3679	5590	39.69	60.31
4	10	2014	5	18	9268	7.93	114	116804	3693	5575	39.85	60.15
3	17	2014	2	17	9265	7.93	115	116804	3543	5722	38.24	61.76
4	21	2014	2	18	9264	7.93	116	116804	3499	5765	37.77	62.23
8	20	2014	4	17	9261	7.93	117	116804	3809	5452	41.13	58.87
8	27	2014	4	17	9261	7.93	118	116804	3653	5608	39.44	60.56
11	18	2014	3	18	9261	7.93	119	116804	3649	5612	39.40	60.60
5	22	2014	5	16	9260	7.93	120	116804	3917	5343	42.30	57.70
2	26	2014	4	18	9255	7.92	121	116804	3532	5723	38.16	61.84
4	29	2014	3	18	9255	7.92	122	116804	3566	5689	38.53	61.47
3	11	2014	3	17	9252	7.92	123	116804	3557	5695	38.45	61.55
6	18	2014	4	18	9251	7.92	124	116804	3689	5562	39.88	60.12
9	3	2014	4	17	9244	7.91	125	116804	3623	5621	39.19	60.81
9	24	2014	4	17	9244	7.91	126	116804	3562	5682	38.53	61.47
11	19	2014	4	18	9241	7.91	127	116804	3586	5655	38.81	61.19
2	14	2014	6	17	9240	7.91	128	116804	3808	5432	41.21	58.79
2	28	2014	6	16	9240	7.91	129	116804	3968	5272	42.94	57.06
9	18	2014	5	18	9240	7.91	130	116804	3651	5589	39.51	60.49
5	14	2014	4	18	9239	7.91	131	116804	3525	5714	38.15	61.85
5	15	2014	5	18	9239	7.91	132	116804	3606	5633	39.03	60.97
2	12	2014	4	17	9238	7.91	133	116804	3644	5594	39.45	60.55
9	3	2014	4	18	9237	7.91	134	116804	3455	5782	37.40	62.60
4	11	2014	6	16	9235	7.91	135	116804	4196	5039	45.44	54.56
5	20	2014	3	18	9235	7.91	136	116804	3516	5719	38.07	61.93
10	27	2014	2	18	9234	7.91	137	116804	3433	5801	37.18	62.82
12	16	2014	3	18	9229	7.90	138	116804	3623	5606	39.26	60.74
3	31	2014	2	17	9228	7.90	139	116804	3516	5712	38.10	61.90
10	10	2014	6	18	9228	7.90	140	116804	4019	5209	43.55	56.45
5	20	2014	3	17	9227	7.90	141	116804	3552	5675	38.50	61.50
5	21	2014	4	16	9227	7.90	142	116804	3896	5331	42.22	57.78
12	2	2014	3	17	9224	7.90	143	116804	3623	5601	39.28	60.72
5	16	2014	6	17	9223	7.90	144	116804	3738	5485	40.53	59.47
11	10	2014	2	18	9219	7.89	145	116804	3746	5473	40.63	59.37
2	27	2014	5	16	9218	7.89	146	116804	3788	5430	41.09	58.91
6	11	2014	4	18	9217	7.89	147	116804	3589	5628	38.94	61.06
8	28	2014	5	17	9217	7.89	148	116804	3769	5448	40.89	59.11
11	6	2014	5	17	9217	7.89	149	116804	3691	5526	40.05	59.95
8	12	2014	3	17	9215	7.89	150	116804	3726	5489	40.43	59.57
5	12	2014	2	18	9213	7.89	151	116804	3499	5714	37.98	62.02
7	2	2014	4	17	9211	7.89	152	116804	3644	5567	39.56	60.44
7	9	2014	4	17	9211	7.89	153	116804	3729	5482	40.48	59.52
8	14	2014	5	17	9210	7.89	154	116804	3664	5546	39.78	60.22
6	25	2014	4	17	9209	7.88	155	116804	3672	5537	39.87	60.13
3	20	2014	5	17	9206	7.88	156	116804	3786	5420	41.13	58.87
6	17	2014	3	17	9204	7.88	157	116804	3635	5569	39.49	60.51

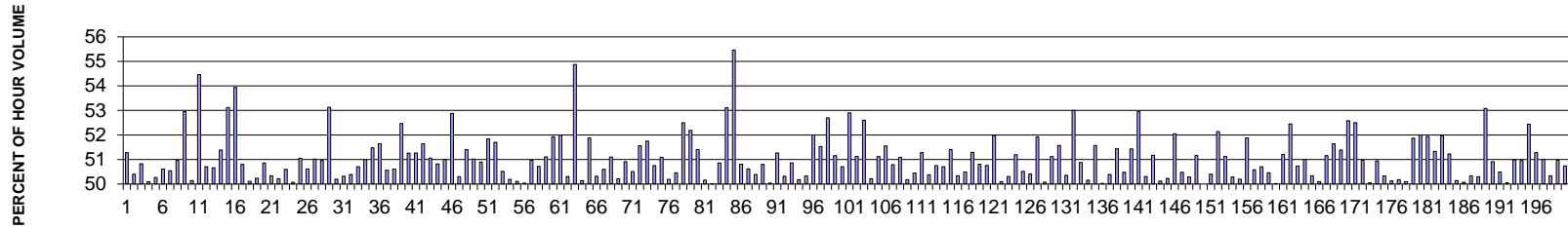
MO	DY	YR	DAY OF WK	HR	HR VOL	PERCENT OF AADT	HOUR NUMBER	AADT	EAST VOLUME	WEST VOLUME	PERCENT EAST IS OF TOTAL VOLUME	PERCENT WEST IS OF TOTAL VOLUME
9	11	2014	5	17	9203	7.88	158	116804	3729	5474	40.52	59.48
9	8	2014	2	18	9202	7.88	159	116804	3590	5612	39.01	60.99
3	25	2014	3	17	9196	7.87	160	116804	3621	5575	39.38	60.62
10	7	2014	3	17	9196	7.87	161	116804	3550	5646	38.60	61.40
9	11	2014	5	18	9195	7.87	162	116804	3534	5661	38.43	61.57
5	27	2014	3	18	9194	7.87	163	116804	3609	5585	39.25	60.75
12	11	2014	5	17	9194	7.87	164	116804	3656	5538	39.77	60.23
2	25	2014	3	18	9191	7.87	165	116804	3503	5688	38.11	61.89
7	24	2014	5	17	9190	7.87	166	116804	3864	5326	42.05	57.95
3	12	2014	4	18	9189	7.87	167	116804	3432	5757	37.35	62.65
3	18	2014	3	18	9189	7.87	168	116804	3380	5809	36.78	63.22
3	21	2014	6	16	9187	7.87	169	116804	3829	5358	41.68	58.32
4	21	2014	2	17	9186	7.86	170	116804	3537	5649	38.50	61.50
9	8	2014	2	17	9184	7.86	171	116804	3564	5620	38.81	61.19
7	9	2014	4	18	9179	7.86	172	116804	3560	5619	38.78	61.22
3	21	2014	6	18	9177	7.86	173	116804	3693	5484	40.24	59.76
9	16	2014	3	17	9177	7.86	174	116804	3696	5481	40.27	59.73
5	12	2014	2	17	9176	7.86	175	116804	3546	5630	38.64	61.36
8	12	2014	3	18	9176	7.86	176	116804	3606	5570	39.30	60.70
9	15	2014	2	17	9175	7.86	177	116804	3614	5561	39.39	60.61
6	24	2014	3	18	9174	7.85	178	116804	3623	5551	39.49	60.51
3	11	2014	3	18	9173	7.85	179	116804	3469	5704	37.82	62.18
8	5	2014	3	17	9171	7.85	180	116804	3660	5511	39.91	60.09
9	26	2014	6	17	9170	7.85	181	116804	3728	5442	40.65	59.35
6	9	2014	2	17	9168	7.85	182	116804	3539	5629	38.60	61.40
8	14	2014	5	18	9168	7.85	183	116804	3591	5577	39.17	60.83
9	10	2014	4	17	9168	7.85	184	116804	3631	5537	39.61	60.39
8	7	2014	5	18	9167	7.85	185	116804	3695	5472	40.31	59.69
2	20	2014	5	17	9163	7.84	186	116804	3637	5526	39.69	60.31
10	30	2014	5	18	9161	7.84	187	116804	3629	5532	39.61	60.39
7	24	2014	5	18	9160	7.84	188	116804	3603	5557	39.33	60.67
6	20	2014	6	18	9158	7.84	189	116804	3603	5555	39.34	60.66
9	26	2014	6	18	9158	7.84	190	116804	3807	5351	41.57	58.43
7	30	2014	4	17	9156	7.84	191	116804	3731	5425	40.75	59.25
8	27	2014	4	18	9156	7.84	192	116804	3506	5650	38.29	61.71
10	9	2014	5	17	9156	7.84	193	116804	3664	5492	40.02	59.98
4	28	2014	2	17	9152	7.84	194	116804	3538	5614	38.66	61.34
2	19	2014	4	18	9151	7.83	195	116804	3446	5705	37.66	62.34
7	10	2014	5	17	9151	7.83	196	116804	3704	5447	40.48	59.52
10	10	2014	6	16	9151	7.83	197	116804	4065	5086	44.42	55.58
10	30	2014	5	17	9149	7.83	198	116804	3720	5429	40.66	59.34
7	17	2014	5	18	9147	7.83	199	116804	3696	5451	40.41	59.59
3	14	2014	6	16	9146	7.83	200	116804	3870	5276	42.31	57.69

SR 005 MP 253.97 BELLINGHAM ADC SITE R108
K FOR PEAK 200 HOURS OF 2014



AADT= 75201 K 30 FACTOR= 9.13 K 100 FACTOR= 8.89 K 200 FACTOR= 8.68 D 30 FACTOR= 50.20

SR 005 MP 253.97 BELLINGHAM ADC SITE R108
D % IN THE PEAK 200 HOURS OF 2014



MO	DY	YR	DAY OF WK	HR	HR VOL	PERCENT OF AADT	HOUR NUMBER	AADT	NORTH VOLUME	SOUTH VOLUME	PERCENT NORTH IS OF TOTAL VOLUME	PERCENT SOUTH IS OF TOTAL VOLUME
4	18	2014	6	17	7333	9.75	1	75201	3573	3760	48.72	51.28
8	15	2014	6	17	7070	9.40	2	75201	3563	3507	50.40	49.60
8	29	2014	6	17	7069	9.40	3	75201	3593	3476	50.83	49.17
8	22	2014	6	17	7058	9.39	4	75201	3535	3523	50.09	49.91
8	8	2014	6	17	7024	9.34	5	75201	3531	3493	50.27	49.73
8	13	2014	4	17	7018	9.33	6	75201	3466	3552	49.39	50.61
7	31	2014	5	18	7004	9.31	7	75201	3464	3540	49.46	50.54
8	20	2014	4	18	6993	9.30	8	75201	3429	3564	49.03	50.97
4	18	2014	6	16	6992	9.30	9	75201	3290	3702	47.05	52.95
8	14	2014	5	18	6989	9.29	10	75201	3504	3485	50.14	49.86
5	19	2014	2	18	6959	9.25	11	75201	3790	3169	54.46	45.54

10	24	2014	6	17	6948	9.24	12	75201	3425	3523	49.29	50.71
8	12	2014	3	18	6945	9.24	13	75201	3427	3518	49.34	50.66
6	12	2014	5	18	6939	9.23	14	75201	3373	3566	48.61	51.39
8	4	2014	2	18	6932	9.22	15	75201	3682	3250	53.12	46.88
10	13	2014	2	17	6919	9.20	16	75201	3732	3187	53.94	46.06
8	1	2014	6	17	6907	9.18	17	75201	3509	3398	50.80	49.20
9	19	2014	6	17	6901	9.18	18	75201	3443	3458	49.89	50.11
8	22	2014	6	18	6899	9.17	19	75201	3466	3433	50.24	49.76
6	13	2014	6	17	6897	9.17	20	75201	3389	3508	49.14	50.86
8	13	2014	4	18	6897	9.17	21	75201	3425	3472	49.66	50.34
8	22	2014	6	16	6891	9.16	22	75201	3430	3461	49.78	50.22
6	13	2014	6	18	6890	9.16	23	75201	3404	3486	49.40	50.60
10	10	2014	6	17	6890	9.16	24	75201	3440	3450	49.93	50.07
4	11	2014	6	17	6887	9.16	25	75201	3516	3371	51.05	48.95
3	21	2014	6	17	6882	9.15	26	75201	3483	3399	50.61	49.39
7	17	2014	5	18	6872	9.14	27	75201	3366	3506	48.98	51.02
10	31	2014	6	17	6872	9.14	28	75201	3370	3502	49.04	50.96
4	21	2014	2	18	6870	9.14	29	75201	3650	3220	53.13	46.87
8	1	2014	6	18	6868	9.13	30	75201	3420	3448	49.80	50.20
6	6	2014	6	17	6866	9.13	31	75201	3411	3455	49.68	50.32
4	25	2014	6	17	6865	9.13	32	75201	3406	3459	49.61	50.39
8	21	2014	5	17	6857	9.12	33	75201	3477	3380	50.71	49.29
10	9	2014	5	18	6851	9.11	34	75201	3357	3494	49.00	51.00
4	15	2014	3	18	6845	9.10	35	75201	3321	3524	48.52	51.48
8	7	2014	5	18	6845	9.10	36	75201	3310	3535	48.36	51.64
8	26	2014	3	18	6840	9.10	37	75201	3458	3382	50.56	49.44
8	14	2014	5	17	6838	9.09	38	75201	3377	3461	49.39	50.61
11	7	2014	6	17	6838	9.09	39	75201	3250	3588	47.53	52.47
12	30	2014	3	17	6832	9.08	40	75201	3502	3330	51.26	48.74
5	16	2014	6	18	6831	9.08	41	75201	3329	3502	48.73	51.27
6	12	2014	5	17	6824	9.07	42	75201	3300	3524	48.36	51.64
7	24	2014	5	18	6824	9.07	43	75201	3340	3484	48.94	51.06
9	25	2014	5	18	6822	9.07	44	75201	3355	3467	49.18	50.82
10	10	2014	6	18	6820	9.07	45	75201	3342	3478	49.00	51.00
8	4	2014	2	17	6819	9.07	46	75201	3606	3213	52.88	47.12
8	8	2014	6	18	6817	9.07	47	75201	3388	3429	49.70	50.30
5	2	2014	6	17	6807	9.05	48	75201	3499	3308	51.40	48.60
6	20	2014	6	17	6801	9.04	49	75201	3470	3331	51.02	48.98
7	31	2014	5	17	6797	9.04	50	75201	3337	3460	49.10	50.90
4	18	2014	6	18	6788	9.03	51	75201	3519	3269	51.84	48.16
6	27	2014	6	18	6787	9.03	52	75201	3278	3509	48.30	51.70
8	5	2014	3	18	6787	9.03	53	75201	3358	3429	49.48	50.52
8	15	2014	6	18	6780	9.02	54	75201	3403	3377	50.19	49.81
4	10	2014	5	18	6779	9.01	55	75201	3382	3397	49.89	50.11
5	30	2014	6	17	6779	9.01	56	75201	3387	3392	49.96	50.04

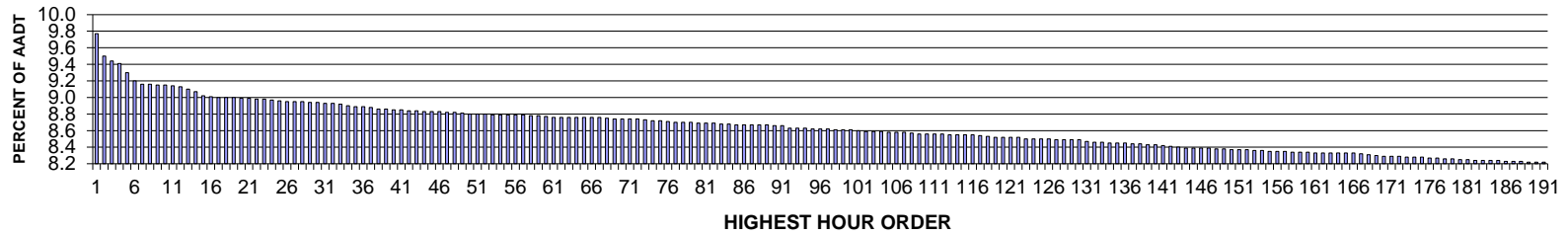
12	5	2014	6	17	6779	9.01	57	75201	3455	3324	50.97	49.03
6	5	2014	5	18	6778	9.01	58	75201	3340	3438	49.28	50.72
6	26	2014	5	18	6773	9.01	59	75201	3311	3462	48.89	51.11
4	17	2014	5	17	6772	9.01	60	75201	3255	3517	48.07	51.93
7	10	2014	5	18	6769	9.00	61	75201	3250	3519	48.01	51.99
8	20	2014	4	17	6764	8.99	62	75201	3403	3361	50.31	49.69
5	19	2014	2	17	6760	8.99	63	75201	3709	3051	54.87	45.13
10	1	2014	4	18	6753	8.98	64	75201	3386	3367	50.14	49.86
8	6	2014	4	18	6752	8.98	65	75201	3249	3503	48.12	51.88
6	19	2014	5	18	6751	8.98	66	75201	3397	3354	50.32	49.68
9	18	2014	5	17	6749	8.97	67	75201	3334	3415	49.40	50.60
5	16	2014	6	17	6745	8.97	68	75201	3298	3447	48.90	51.10
5	9	2014	6	17	6740	8.96	69	75201	3385	3355	50.22	49.78
9	25	2014	5	17	6739	8.96	70	75201	3308	3431	49.09	50.91
6	30	2014	2	18	6735	8.96	71	75201	3333	3402	49.49	50.51
10	7	2014	3	18	6734	8.95	72	75201	3262	3472	48.44	51.56
7	28	2014	2	17	6730	8.95	73	75201	3247	3483	48.25	51.75
5	15	2014	5	18	6727	8.95	74	75201	3313	3414	49.25	50.75
11	10	2014	2	18	6727	8.95	75	75201	3437	3290	51.09	48.91
7	25	2014	6	18	6726	8.94	76	75201	3376	3350	50.19	49.81
8	12	2014	3	17	6724	8.94	77	75201	3331	3393	49.54	50.46
7	1	2014	3	18	6718	8.93	78	75201	3527	3191	52.50	47.50
8	19	2014	3	18	6716	8.93	79	75201	3211	3505	47.81	52.19
4	22	2014	3	18	6715	8.93	80	75201	3452	3263	51.41	48.59
1	17	2014	6	17	6714	8.93	81	75201	3368	3346	50.16	49.84
7	25	2014	6	17	6713	8.93	82	75201	3357	3356	50.01	49.99
8	25	2014	2	18	6713	8.93	83	75201	3299	3414	49.14	50.86
7	30	2014	4	18	6711	8.92	84	75201	3147	3564	46.89	53.11
4	21	2014	2	17	6707	8.92	85	75201	3720	2987	55.46	44.54
8	29	2014	6	18	6707	8.92	86	75201	3408	3299	50.81	49.19
10	24	2014	6	18	6707	8.92	87	75201	3312	3395	49.38	50.62
3	21	2014	6	18	6706	8.92	88	75201	3327	3379	49.61	50.39
5	22	2014	5	18	6701	8.91	89	75201	3297	3404	49.20	50.80
11	14	2014	6	17	6701	8.91	90	75201	3353	3348	50.04	49.96
6	13	2014	6	16	6700	8.91	91	75201	3265	3435	48.73	51.27
7	17	2014	5	17	6697	8.91	92	75201	3370	3327	50.32	49.68
8	25	2014	2	17	6697	8.91	93	75201	3291	3406	49.14	50.86
6	4	2014	4	18	6692	8.90	94	75201	3334	3358	49.82	50.18
6	5	2014	5	17	6692	8.90	95	75201	3324	3368	49.67	50.33
7	15	2014	3	18	6689	8.89	96	75201	3211	3478	48.00	52.00
3	14	2014	6	17	6685	8.89	97	75201	3240	3445	48.47	51.53
8	11	2014	2	17	6685	8.89	98	75201	3162	3523	47.30	52.70
9	24	2014	4	18	6685	8.89	99	75201	3265	3420	48.84	51.16
7	3	2014	5	17	6683	8.89	100	75201	3389	3294	50.71	49.29
10	13	2014	2	18	6683	8.89	101	75201	3535	3148	52.90	47.10

2	28	2014	6	17	6681	8.88	102	75201	3416	3265	51.13	48.87
7	1	2014	3	17	6679	8.88	103	75201	3513	3166	52.60	47.40
9	12	2014	6	17	6677	8.88	104	75201	3324	3353	49.78	50.22
5	29	2014	5	18	6675	8.88	105	75201	3412	3263	51.12	48.88
10	23	2014	5	17	6675	8.88	106	75201	3234	3441	48.45	51.55
9	4	2014	5	17	6672	8.87	107	75201	3389	3283	50.79	49.21
5	22	2014	5	17	6671	8.87	108	75201	3263	3408	48.91	51.09
7	14	2014	2	18	6664	8.86	109	75201	3320	3344	49.82	50.18
3	7	2014	6	17	6658	8.85	110	75201	3299	3359	49.55	50.45
4	17	2014	5	18	6658	8.85	111	75201	3414	3244	51.28	48.72
10	16	2014	5	18	6654	8.85	112	75201	3302	3352	49.62	50.38
10	24	2014	6	16	6654	8.85	113	75201	3377	3277	50.75	49.25
9	5	2014	6	17	6651	8.84	114	75201	3278	3373	49.29	50.71
9	30	2014	3	18	6650	8.84	115	75201	3231	3419	48.59	51.41
5	28	2014	4	18	6649	8.84	116	75201	3302	3347	49.66	50.34
10	3	2014	6	17	6649	8.84	117	75201	3292	3357	49.51	50.49
12	29	2014	2	17	6647	8.84	118	75201	3409	3238	51.29	48.71
6	20	2014	6	18	6646	8.84	119	75201	3377	3269	50.81	49.19
8	8	2014	6	16	6643	8.83	120	75201	3372	3271	50.76	49.24
10	9	2014	5	17	6643	8.83	121	75201	3190	3453	48.02	51.98
5	6	2014	3	18	6641	8.83	122	75201	3327	3314	50.10	49.90
5	27	2014	3	18	6641	8.83	123	75201	3341	3300	50.31	49.69
7	22	2014	3	18	6640	8.83	124	75201	3240	3400	48.80	51.20
6	11	2014	4	18	6639	8.83	125	75201	3285	3354	49.48	50.52
10	21	2014	3	18	6637	8.83	126	75201	3291	3346	49.59	50.41
10	2	2014	5	18	6635	8.82	127	75201	3190	3445	48.08	51.92
8	29	2014	6	16	6634	8.82	128	75201	3312	3322	49.92	50.08
6	17	2014	3	18	6630	8.82	129	75201	3241	3389	48.88	51.12
2	21	2014	6	17	6628	8.81	130	75201	3210	3418	48.43	51.57
2	28	2014	6	18	6628	8.81	131	75201	3338	3290	50.36	49.64
4	18	2014	6	15	6626	8.81	132	75201	3114	3512	47.00	53.00
8	15	2014	6	16	6626	8.81	133	75201	3255	3371	49.12	50.88
7	7	2014	2	18	6625	8.81	134	75201	3323	3302	50.16	49.84
6	30	2014	2	17	6624	8.81	135	75201	3416	3208	51.57	48.43
4	24	2014	5	18	6622	8.81	136	75201	3309	3313	49.97	50.03
10	8	2014	4	18	6619	8.80	137	75201	3284	3335	49.61	50.39
10	10	2014	6	16	6618	8.80	138	75201	3214	3404	48.56	51.44
9	17	2014	4	18	6616	8.80	139	75201	3276	3340	49.52	50.48
10	28	2014	3	18	6615	8.80	140	75201	3213	3402	48.57	51.43
11	10	2014	2	17	6614	8.80	141	75201	3502	3112	52.95	47.05
7	18	2014	6	18	6611	8.79	142	75201	3326	3285	50.31	49.69
7	24	2014	5	17	6611	8.79	143	75201	3228	3383	48.83	51.17
5	30	2014	6	18	6608	8.79	144	75201	3296	3312	49.88	50.12
7	21	2014	2	17	6607	8.79	145	75201	3319	3288	50.23	49.77
12	12	2014	6	17	6607	8.79	146	75201	3439	3168	52.05	47.95

12	19	2014	6	17	6607	8.79	147	75201	3335	3272	50.48	49.52
4	11	2014	6	18	6604	8.78	148	75201	3321	3283	50.29	49.71
5	1	2014	5	18	6604	8.78	149	75201	3379	3225	51.17	48.83
6	16	2014	2	18	6600	8.78	150	75201	3300	3300	50.00	50.00
3	20	2014	5	18	6599	8.78	151	75201	3326	3273	50.40	49.60
7	9	2014	4	18	6598	8.77	152	75201	3158	3440	47.86	52.14
2	14	2014	6	17	6597	8.77	153	75201	3373	3224	51.13	48.87
5	13	2014	3	18	6596	8.77	154	75201	3279	3317	49.71	50.29
6	27	2014	6	17	6593	8.77	155	75201	3310	3283	50.20	49.80
5	20	2014	3	18	6592	8.77	156	75201	3420	3172	51.88	48.12
4	9	2014	4	18	6591	8.76	157	75201	3334	3257	50.58	49.42
2	21	2014	6	18	6590	8.76	158	75201	3248	3342	49.29	50.71
3	14	2014	6	18	6590	8.76	159	75201	3265	3325	49.54	50.46
4	30	2014	4	18	6590	8.76	160	75201	3296	3294	50.02	49.98
3	13	2014	5	18	6589	8.76	161	75201	3215	3374	48.79	51.21
8	18	2014	2	18	6584	8.76	162	75201	3131	3453	47.55	52.45
4	16	2014	4	18	6582	8.75	163	75201	3243	3339	49.27	50.73
6	3	2014	3	18	6581	8.75	164	75201	3225	3356	49.00	51.00
6	11	2014	4	17	6581	8.75	165	75201	3313	3268	50.34	49.66
7	18	2014	6	17	6579	8.75	166	75201	3283	3296	49.90	50.10
7	21	2014	2	18	6579	8.75	167	75201	3213	3366	48.84	51.16
3	18	2014	3	18	6578	8.75	168	75201	3181	3397	48.36	51.64
9	5	2014	6	18	6577	8.75	169	75201	3197	3380	48.61	51.39
9	10	2014	4	18	6577	8.75	170	75201	3119	3458	47.42	52.58
6	24	2014	3	18	6575	8.74	171	75201	3123	3452	47.50	52.50
9	3	2014	4	18	6572	8.74	172	75201	3222	3350	49.03	50.97
8	6	2014	4	17	6570	8.74	173	75201	3282	3288	49.95	50.05
6	19	2014	5	17	6568	8.73	174	75201	3222	3346	49.06	50.94
10	6	2014	2	17	6567	8.73	175	75201	3262	3305	49.67	50.33
10	16	2014	5	17	6567	8.73	176	75201	3292	3275	50.13	49.87
5	9	2014	6	18	6563	8.73	177	75201	3293	3270	50.18	49.82
6	26	2014	5	17	6563	8.73	178	75201	3275	3288	49.90	50.10
7	28	2014	2	18	6563	8.73	179	75201	3159	3404	48.13	51.87
9	16	2014	3	17	6559	8.72	180	75201	3148	3411	48.00	52.00
4	25	2014	6	18	6556	8.72	181	75201	3405	3151	51.94	48.06
5	21	2014	4	18	6556	8.72	182	75201	3191	3365	48.67	51.33
5	16	2014	6	16	6554	8.72	183	75201	3148	3406	48.03	51.97
9	30	2014	3	17	6551	8.71	184	75201	3195	3356	48.77	51.23
8	7	2014	5	17	6550	8.71	185	75201	3266	3284	49.86	50.14
5	29	2014	5	17	6549	8.71	186	75201	3270	3279	49.93	50.07
3	20	2014	5	17	6547	8.71	187	75201	3295	3252	50.33	49.67
7	16	2014	4	17	6545	8.70	188	75201	3253	3292	49.70	50.30
9	9	2014	3	18	6543	8.70	189	75201	3070	3473	46.92	53.08
9	19	2014	6	18	6543	8.70	190	75201	3212	3331	49.09	50.91
7	30	2014	4	17	6542	8.70	191	75201	3239	3303	49.51	50.49

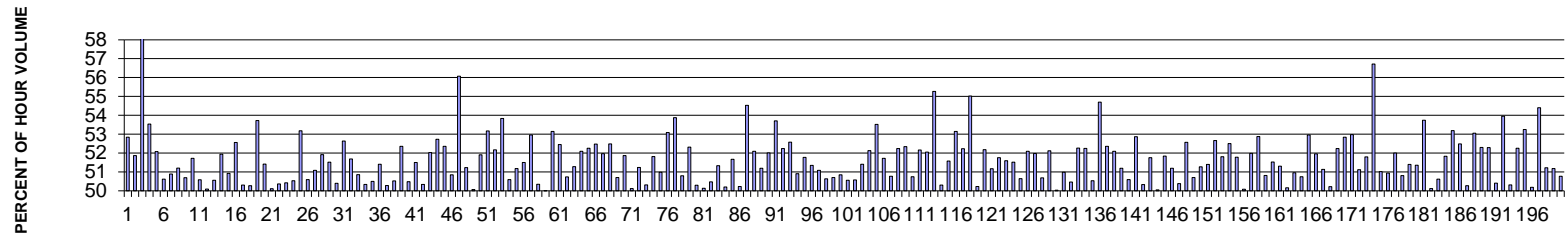
4	10	2014	5	17	6541	8.70	192	75201	3267	3274	49.95	50.05
7	11	2014	6	17	6538	8.69	193	75201	3205	3333	49.02	50.98
8	28	2014	5	18	6538	8.69	194	75201	3206	3332	49.04	50.96
4	23	2014	4	18	6537	8.69	195	75201	3428	3109	52.44	47.56
6	25	2014	4	18	6537	8.69	196	75201	3185	3352	48.72	51.28
10	3	2014	6	18	6537	8.69	197	75201	3203	3334	49.00	51.00
6	23	2014	2	18	6536	8.69	198	75201	3246	3290	49.66	50.34
12	1	2014	2	17	6535	8.69	199	75201	3204	3331	49.03	50.97
4	14	2014	2	18	6527	8.68	200	75201	3312	3215	50.74	49.26

**SR 005 MP 12.19 BATTLE GROUND ADC SITE R109
K FOR PEAK 200 HOURS OF 2014**



AADT= 83674 K 30 FACTOR= 8.94 K 100 FACTOR= 8.61 K 200 FACTOR= 8.20 D 30 FACTOR= 50.40

**SR 005 MP 12.19 BATTLE GROUND ADC SITE R109
D % IN THE PEAK 200 HOURS OF 2014**



MO	DY	YR	DAY OF WK	HR	HR VOL	PERCENT OF AADT	HOUR NUMBER	AADT	NORTH VOLUME	SOUTH VOLUME	PERCENT NORTH IS OF TOTAL VOLUME	PERCENT SOUTH IS OF TOTAL VOLUME
8	8	2014	6	15	8172	9.77	1	83674	3854	4318	47.16	52.84
5	23	2014	6	17	7948	9.50	2	83674	4123	3825	51.87	48.13
7	6	2014	1	17	7902	9.44	3	83674	3304	4598	41.81	58.19
9	12	2014	6	17	7872	9.41	4	83674	4215	3657	53.54	46.46
8	15	2014	6	17	7781	9.30	5	83674	4052	3729	52.08	47.92
5	23	2014	6	16	7701	9.20	6	83674	3898	3803	50.62	49.38
8	10	2014	1	13	7665	9.16	7	83674	3901	3764	50.89	49.11
8	15	2014	6	15	7664	9.16	8	83674	3739	3925	48.79	51.21
8	22	2014	6	16	7659	9.15	9	83674	3776	3883	49.30	50.70
5	23	2014	6	18	7658	9.15	10	83674	3961	3697	51.72	48.28
8	29	2014	6	16	7650	9.14	11	83674	3870	3780	50.59	49.41

11	26	2014	4	15	7640	9.13	12	83674	3812	3828	49.90	50.10
8	10	2014	1	17	7612	9.10	13	83674	3763	3849	49.44	50.56
8	8	2014	6	17	7589	9.07	14	83674	3942	3647	51.94	48.06
8	29	2014	6	18	7548	9.02	15	83674	3844	3704	50.93	49.07
8	8	2014	6	18	7540	9.01	16	83674	3963	3577	52.56	47.44
8	8	2014	6	16	7533	9.00	17	83674	3790	3743	50.31	49.69
8	22	2014	6	17	7531	9.00	18	83674	3786	3745	50.27	49.73
7	3	2014	5	17	7530	9.00	19	83674	4045	3485	53.72	46.28
8	29	2014	6	17	7523	8.99	20	83674	3868	3655	51.42	48.58
11	30	2014	1	14	7520	8.99	21	83674	3752	3768	49.89	50.11
8	22	2014	6	18	7515	8.98	22	83674	3785	3730	50.37	49.63
11	30	2014	1	16	7514	8.98	23	83674	3725	3789	49.57	50.43
11	30	2014	1	15	7509	8.97	24	83674	3714	3795	49.46	50.54
8	29	2014	6	15	7496	8.96	25	83674	3986	3510	53.18	46.82
10	3	2014	6	17	7492	8.95	26	83674	3791	3701	50.60	49.40
8	15	2014	6	16	7487	8.95	27	83674	3825	3662	51.09	48.91
7	18	2014	6	17	7486	8.95	28	83674	3887	3599	51.92	48.08
7	3	2014	5	16	7480	8.94	29	83674	3854	3626	51.52	48.48
4	25	2014	6	16	7478	8.94	30	83674	3769	3709	50.40	49.60
7	25	2014	6	17	7472	8.93	31	83674	3933	3539	52.64	47.36
7	27	2014	1	16	7470	8.93	32	83674	3609	3861	48.31	51.69
8	10	2014	1	16	7466	8.92	33	83674	3669	3797	49.14	50.86
7	18	2014	6	16	7447	8.90	34	83674	3749	3698	50.34	49.66
8	3	2014	1	16	7438	8.89	35	83674	3756	3682	50.50	49.50
7	6	2014	1	14	7436	8.89	36	83674	3613	3823	48.59	51.41
8	10	2014	1	15	7433	8.88	37	83674	3737	3696	50.28	49.72
7	25	2014	6	16	7414	8.86	38	83674	3668	3746	49.47	50.53
7	25	2014	6	18	7414	8.86	39	83674	3882	3532	52.36	47.64
7	11	2014	6	16	7405	8.85	40	83674	3666	3739	49.51	50.49
8	24	2014	1	15	7404	8.85	41	83674	3813	3591	51.50	48.50
8	1	2014	6	16	7400	8.84	42	83674	3675	3725	49.66	50.34
8	10	2014	1	14	7394	8.84	43	83674	3847	3547	52.03	47.97
10	10	2014	6	17	7391	8.83	44	83674	3897	3494	52.73	47.27
7	11	2014	6	18	7388	8.83	45	83674	3868	3520	52.36	47.64
8	8	2014	6	14	7386	8.83	46	83674	3756	3630	50.85	49.15
7	3	2014	5	18	7380	8.82	47	83674	4138	3242	56.07	43.93
11	7	2014	6	17	7376	8.82	48	83674	3779	3597	51.23	48.77
8	17	2014	1	15	7371	8.81	49	83674	3680	3691	49.93	50.07
8	15	2014	6	18	7364	8.80	50	83674	3823	3541	51.91	48.09
9	5	2014	6	17	7361	8.80	51	83674	3914	3447	53.17	46.83
11	26	2014	4	16	7361	8.80	52	83674	3840	3521	52.17	47.83
12	26	2014	6	14	7358	8.79	53	83674	3397	3961	46.17	53.83
9	26	2014	6	16	7356	8.79	54	83674	3634	3722	49.40	50.60
7	20	2014	1	15	7354	8.79	55	83674	3764	3590	51.18	48.82
8	1	2014	6	17	7351	8.79	56	83674	3786	3565	51.50	48.50

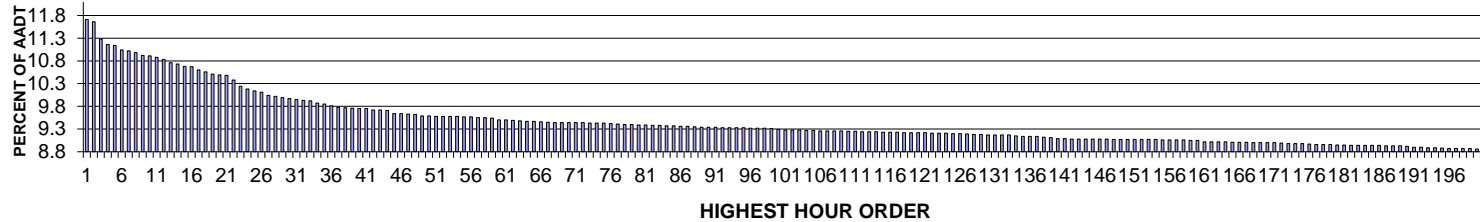
9	26	2014	6	17	7351	8.79	57	83674	3893	3458	52.96	47.04
3	21	2014	6	16	7345	8.78	58	83674	3647	3698	49.65	50.35
11	26	2014	4	14	7343	8.78	59	83674	3672	3671	50.01	49.99
7	27	2014	1	17	7342	8.77	60	83674	3440	3902	46.85	53.15
10	3	2014	6	16	7334	8.76	61	83674	3487	3847	47.55	52.45
7	27	2014	1	15	7333	8.76	62	83674	3612	3721	49.26	50.74
7	6	2014	1	13	7332	8.76	63	83674	3572	3760	48.72	51.28
2	14	2014	6	17	7330	8.76	64	83674	3511	3819	47.90	52.10
7	27	2014	1	14	7330	8.76	65	83674	3831	3499	52.26	47.74
11	30	2014	1	17	7327	8.76	66	83674	3482	3845	47.52	52.48
5	2	2014	6	16	7326	8.76	67	83674	3519	3807	48.03	51.97
9	19	2014	6	17	7322	8.75	68	83674	3843	3479	52.49	47.51
8	17	2014	1	16	7316	8.74	69	83674	3606	3710	49.29	50.71
5	30	2014	6	17	7313	8.74	70	83674	3793	3520	51.87	48.13
8	24	2014	1	16	7312	8.74	71	83674	3647	3665	49.88	50.12
7	20	2014	1	14	7309	8.74	72	83674	3564	3745	48.76	51.24
8	22	2014	6	15	7305	8.73	73	83674	3676	3629	50.32	49.68
8	3	2014	1	14	7298	8.72	74	83674	3516	3782	48.18	51.82
4	25	2014	6	17	7297	8.72	75	83674	3721	3576	50.99	49.01
11	26	2014	4	17	7286	8.71	76	83674	3868	3418	53.09	46.91
7	6	2014	1	16	7283	8.70	77	83674	3359	3924	46.12	53.88
9	5	2014	6	16	7278	8.70	78	83674	3697	3581	50.80	49.20
7	11	2014	6	17	7277	8.70	79	83674	3807	3470	52.32	47.68
11	7	2014	6	16	7275	8.69	80	83674	3616	3659	49.70	50.30
12	19	2014	6	17	7274	8.69	81	83674	3647	3627	50.14	49.86
7	20	2014	1	16	7272	8.69	82	83674	3601	3671	49.52	50.48
8	1	2014	6	15	7263	8.68	83	83674	3728	3535	51.33	48.67
1	17	2014	6	17	7261	8.68	84	83674	3646	3615	50.21	49.79
4	4	2014	6	17	7258	8.67	85	83674	3750	3508	51.67	48.33
5	16	2014	6	17	7258	8.67	86	83674	3646	3612	50.23	49.77
9	26	2014	6	18	7257	8.67	87	83674	3957	3300	54.53	45.47
7	27	2014	1	13	7254	8.67	88	83674	3779	3475	52.10	47.90
8	24	2014	1	14	7252	8.67	89	83674	3539	3713	48.80	51.20
7	18	2014	6	18	7246	8.66	90	83674	3769	3477	52.01	47.99
12	26	2014	6	13	7242	8.66	91	83674	3352	3890	46.29	53.71
12	26	2014	6	15	7224	8.63	92	83674	3450	3774	47.76	52.24
4	11	2014	6	16	7223	8.63	93	83674	3425	3798	47.42	52.58
5	2	2014	6	17	7218	8.63	94	83674	3675	3543	50.91	49.09
3	21	2014	6	17	7212	8.62	95	83674	3734	3478	51.77	48.23
8	10	2014	1	18	7210	8.62	96	83674	3508	3702	48.65	51.35
8	17	2014	1	14	7209	8.62	97	83674	3683	3526	51.09	48.91
11	29	2014	7	14	7204	8.61	98	83674	3648	3556	50.64	49.36
4	4	2014	6	16	7203	8.61	99	83674	3550	3653	49.29	50.71
10	17	2014	6	17	7201	8.61	100	83674	3662	3539	50.85	49.15
5	30	2014	6	16	7200	8.60	101	83674	3560	3640	49.44	50.56

8	3	2014	1	15	7190	8.59	102	83674	3553	3637	49.42	50.58
8	1	2014	6	18	7185	8.59	103	83674	3694	3491	51.41	48.59
7	20	2014	1	17	7184	8.59	104	83674	3439	3745	47.87	52.13
8	17	2014	1	17	7183	8.58	105	83674	3339	3844	46.48	53.52
5	16	2014	6	16	7181	8.58	106	83674	3467	3714	48.28	51.72
1	31	2014	6	17	7180	8.58	107	83674	3645	3535	50.77	49.23
7	1	2014	3	17	7171	8.57	108	83674	3425	3746	47.76	52.24
9	5	2014	6	18	7166	8.56	109	83674	3751	3415	52.34	47.66
9	19	2014	6	16	7166	8.56	110	83674	3529	3637	49.25	50.75
8	1	2014	6	13	7165	8.56	111	83674	3428	3737	47.84	52.16
8	14	2014	5	17	7161	8.56	112	83674	3727	3434	52.05	47.95
7	20	2014	1	18	7158	8.55	113	83674	3202	3956	44.73	55.27
10	24	2014	6	17	7158	8.55	114	83674	3601	3557	50.31	49.69
3	7	2014	6	16	7156	8.55	115	83674	3465	3691	48.42	51.58
12	26	2014	6	16	7150	8.55	116	83674	3350	3800	46.85	53.15
8	15	2014	6	13	7145	8.54	117	83674	3732	3413	52.23	47.77
3	28	2014	6	15	7138	8.53	118	83674	3211	3927	44.98	55.02
7	18	2014	6	15	7133	8.52	119	83674	3550	3583	49.77	50.23
7	3	2014	5	15	7131	8.52	120	83674	3721	3410	52.18	47.82
5	23	2014	6	15	7127	8.52	121	83674	3647	3480	51.17	48.83
5	2	2014	6	18	7125	8.52	122	83674	3688	3437	51.76	48.24
8	3	2014	1	17	7115	8.50	123	83674	3444	3671	48.40	51.60
11	29	2014	7	13	7114	8.50	124	83674	3449	3665	48.48	51.52
4	11	2014	6	17	7109	8.50	125	83674	3601	3508	50.65	49.35
12	19	2014	6	16	7109	8.50	126	83674	3405	3704	47.90	52.10
12	27	2014	7	13	7108	8.49	127	83674	3413	3695	48.02	51.98
8	22	2014	6	14	7104	8.49	128	83674	3601	3503	50.69	49.31
12	24	2014	4	14	7103	8.49	129	83674	3702	3401	52.12	47.88
3	14	2014	6	17	7102	8.49	130	83674	3554	3548	50.04	49.96
2	21	2014	6	17	7088	8.47	131	83674	3614	3474	50.99	49.01
10	10	2014	6	16	7079	8.46	132	83674	3573	3506	50.47	49.53
2	14	2014	6	16	7077	8.46	133	83674	3378	3699	47.73	52.27
5	16	2014	6	18	7074	8.45	134	83674	3696	3378	52.25	47.75
8	24	2014	1	17	7068	8.45	135	83674	3496	3572	49.46	50.54
9	12	2014	6	18	7068	8.45	136	83674	3866	3202	54.70	45.30
8	29	2014	6	14	7063	8.44	137	83674	3698	3365	52.36	47.64
10	3	2014	6	18	7059	8.44	138	83674	3678	3381	52.10	47.90
12	27	2014	7	15	7051	8.43	139	83674	3441	3610	48.80	51.20
5	9	2014	6	16	7050	8.43	140	83674	3483	3567	49.40	50.60
8	3	2014	1	18	7046	8.42	141	83674	3321	3725	47.13	52.87
8	3	2014	1	13	7036	8.41	142	83674	3495	3541	49.67	50.33
4	4	2014	6	18	7027	8.40	143	83674	3637	3390	51.76	48.24
7	31	2014	5	18	7023	8.39	144	83674	3515	3508	50.05	49.95
7	27	2014	1	18	7019	8.39	145	83674	3380	3639	48.16	51.84
8	17	2014	1	18	7018	8.39	146	83674	3425	3593	48.80	51.20

12	27	2014	7	14	7018	8.39	147	83674	3482	3536	49.62	50.38
12	24	2014	4	15	7016	8.38	148	83674	3688	3328	52.57	47.43
3	7	2014	6	17	7013	8.38	149	83674	3457	3556	49.29	50.71
7	25	2014	6	15	7006	8.37	150	83674	3592	3414	51.27	48.73
3	14	2014	6	16	7004	8.37	151	83674	3404	3600	48.60	51.40
8	15	2014	6	14	7003	8.37	152	83674	3688	3315	52.66	47.34
8	17	2014	1	13	6995	8.36	153	83674	3624	3371	51.81	48.19
7	11	2014	6	15	6994	8.36	154	83674	3672	3322	52.50	47.50
9	1	2014	2	16	6987	8.35	155	83674	3369	3618	48.22	51.78
7	6	2014	1	15	6986	8.35	156	83674	3487	3499	49.91	50.09
12	24	2014	4	13	6986	8.35	157	83674	3632	3354	51.99	48.01
9	19	2014	6	18	6978	8.34	158	83674	3690	3288	52.88	47.12
8	28	2014	5	17	6977	8.34	159	83674	3546	3431	50.82	49.18
8	14	2014	5	18	6975	8.34	160	83674	3594	3381	51.53	48.47
1	17	2014	6	16	6973	8.33	161	83674	3395	3578	48.69	51.31
12	5	2014	6	17	6972	8.33	162	83674	3497	3475	50.16	49.84
2	21	2014	6	16	6970	8.33	163	83674	3418	3552	49.04	50.96
8	1	2014	6	14	6970	8.33	164	83674	3537	3433	50.75	49.25
10	10	2014	6	18	6969	8.33	165	83674	3691	3278	52.96	47.04
5	9	2014	6	17	6967	8.33	166	83674	3620	3347	51.96	48.04
7	31	2014	5	17	6961	8.32	167	83674	3401	3560	48.86	51.14
2	14	2014	6	18	6953	8.31	168	83674	3461	3492	49.78	50.22
7	13	2014	1	16	6945	8.30	169	83674	3628	3317	52.24	47.76
12	26	2014	6	12	6934	8.29	170	83674	3270	3664	47.16	52.84
7	6	2014	1	18	6933	8.29	171	83674	3260	3673	47.02	52.98
7	17	2014	5	17	6933	8.29	172	83674	3544	3389	51.12	48.88
8	7	2014	5	17	6927	8.28	173	83674	3588	3339	51.80	48.20
11	30	2014	1	13	6927	8.28	174	83674	3929	2998	56.72	43.28
7	24	2014	5	18	6925	8.28	175	83674	3533	3392	51.02	48.98
11	26	2014	4	13	6924	8.27	176	83674	3397	3527	49.06	50.94
11	26	2014	4	12	6921	8.27	177	83674	3599	3322	52.00	48.00
7	13	2014	1	13	6912	8.26	178	83674	3400	3512	49.19	50.81
1	24	2014	6	17	6911	8.26	179	83674	3552	3359	51.40	48.60
12	27	2014	7	12	6906	8.25	180	83674	3359	3547	48.64	51.36
5	30	2014	6	18	6905	8.25	181	83674	3711	3194	53.74	46.26
11	7	2014	6	18	6895	8.24	182	83674	3456	3439	50.12	49.88
11	29	2014	7	15	6895	8.24	183	83674	3490	3405	50.62	49.38
7	1	2014	3	18	6892	8.24	184	83674	3320	3572	48.17	51.83
2	28	2014	6	17	6891	8.24	185	83674	3665	3226	53.19	46.81
11	14	2014	6	17	6889	8.23	186	83674	3616	3273	52.49	47.51
7	20	2014	1	13	6887	8.23	187	83674	3425	3462	49.73	50.27
9	1	2014	2	17	6886	8.23	188	83674	3233	3653	46.95	53.05
9	12	2014	6	16	6882	8.22	189	83674	3283	3599	47.70	52.30
10	17	2014	6	16	6879	8.22	190	83674	3282	3597	47.71	52.29
8	29	2014	6	13	6877	8.22	191	83674	3467	3410	50.41	49.59

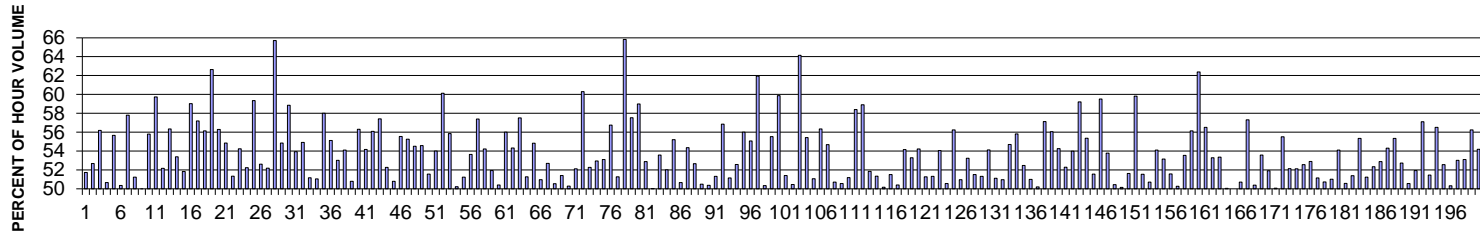
12	26	2014	6	17	6875	8.22	192	83674	3166	3709	46.05	53.95
8	21	2014	5	17	6874	8.22	193	83674	3459	3415	50.32	49.68
4	11	2014	6	18	6868	8.21	194	83674	3589	3279	52.26	47.74
11	27	2014	5	13	6868	8.21	195	83674	3211	3657	46.75	53.25
4	13	2014	1	17	6866	8.21	196	83674	3420	3446	49.81	50.19
3	21	2014	6	18	6864	8.20	197	83674	3734	3130	54.40	45.60
10	31	2014	6	16	6863	8.20	198	83674	3515	3348	51.22	48.78
7	13	2014	1	18	6862	8.20	199	83674	3512	3350	51.18	48.82
7	24	2014	5	17	6860	8.20	200	83674	3483	3377	50.77	49.23

**SR 005 MP 217.17 CONWAY ADC SITE R110
K FOR PEAK 200 HOURS OF 2014**



AADT= 59580 K 30 FACTOR= 9.97 K 100 FACTOR= 9.29 K 200 FACTOR= 8.86 D 30 FACTOR= 58.86

**SR 005 MP 217.17 CONWAY ADC SITE R110
D % IN THE PEAK 200 HOURS OF 2014**



MO	DY	YR	DAY OF WK	HR	HR VOL	PERCENT OF AADT	HOUR NUMBER	AADT	NORTH VOLUME	SOUTH VOLUME	PERCENT NORTH IS OF TOTAL VOLUME	PERCENT SOUTH IS OF TOTAL VOLUME
4	13	2014	1	15	6979	11.71	1	59580	3368	3611	48.26	51.74
4	13	2014	1	16	6948	11.66	2	59580	3287	3661	47.31	52.69
4	20	2014	1	19	6718	11.28	3	59580	2943	3775	43.81	56.19
4	20	2014	1	16	6647	11.16	4	59580	3279	3368	49.33	50.67
4	20	2014	1	17	6639	11.14	5	59580	2943	3696	44.33	55.67
4	13	2014	1	14	6576	11.04	6	59580	3312	3264	50.36	49.64
4	13	2014	1	17	6567	11.02	7	59580	2771	3796	42.20	57.80
4	20	2014	1	14	6540	10.98	8	59580	3351	3189	51.24	48.76
4	20	2014	1	15	6507	10.92	9	59580	3253	3254	49.99	50.01
4	12	2014	7	16	6499	10.91	10	59580	2872	3627	44.19	55.81
4	12	2014	7	12	6483	10.88	11	59580	3872	2611	59.73	40.27

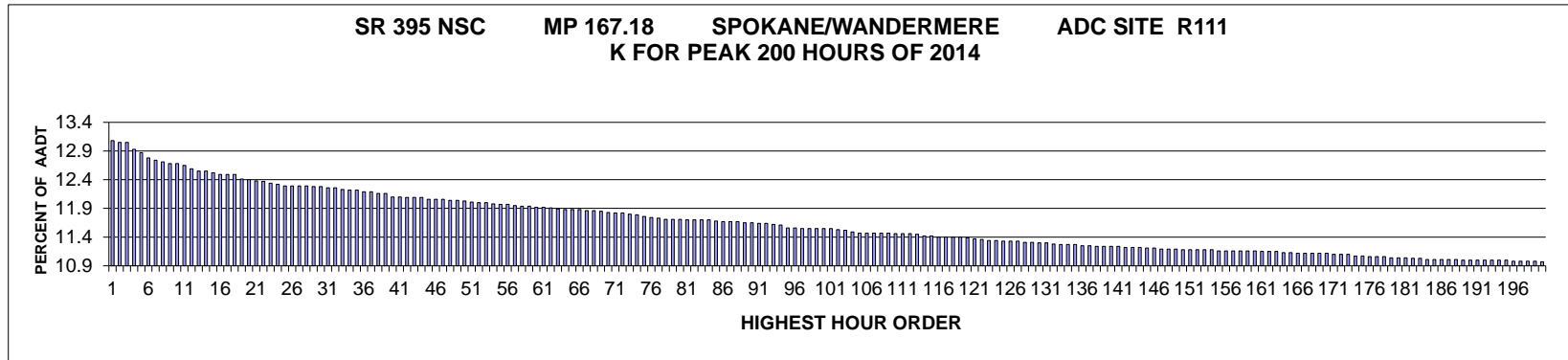
MO	DY	YR	DAY OF WK	HR	HR VOL	PERCENT OF AADT	HOUR NUMBER	AADT	NORTH VOLUME	SOUTH VOLUME	PERCENT NORTH IS OF TOTAL VOLUME	PERCENT SOUTH IS OF TOTAL VOLUME
4	12	2014	7	14	6450	10.83	12	59580	3365	3085	52.17	47.83
4	13	2014	1	13	6413	10.76	13	59580	3613	2800	56.34	43.66
4	18	2014	6	17	6391	10.73	14	59580	2978	3413	46.60	53.40
4	12	2014	7	15	6365	10.68	15	59580	3066	3299	48.17	51.83
4	20	2014	1	18	6357	10.67	16	59580	2605	3752	40.98	59.02
4	12	2014	7	13	6316	10.60	17	59580	3612	2704	57.19	42.81
4	18	2014	6	16	6289	10.56	18	59580	2758	3531	43.85	56.15
4	13	2014	1	18	6260	10.51	19	59580	2339	3921	37.36	62.64
4	12	2014	7	17	6252	10.49	20	59580	2732	3520	43.70	56.30
4	18	2014	6	18	6246	10.48	21	59580	2820	3426	45.15	54.85
4	20	2014	1	20	6182	10.38	22	59580	3008	3174	48.66	51.34
4	20	2014	1	13	6101	10.24	23	59580	3310	2791	54.25	45.75
11	27	2014	5	12	6066	10.18	24	59580	3169	2897	52.24	47.76
4	13	2014	1	12	6039	10.14	25	59580	3584	2455	59.35	40.65
4	18	2014	6	15	6024	10.11	26	59580	2855	3169	47.39	52.61
11	27	2014	5	13	5981	10.04	27	59580	3122	2859	52.20	47.80
4	13	2014	1	19	5970	10.02	28	59580	2047	3923	34.29	65.71
8	10	2014	1	15	5950	9.99	29	59580	2686	3264	45.14	54.86
4	27	2014	1	17	5938	9.97	30	59580	2443	3495	41.14	58.86
8	10	2014	1	17	5930	9.95	31	59580	2732	3198	46.07	53.93
8	17	2014	1	17	5917	9.93	32	59580	2667	3250	45.07	54.93
11	30	2014	1	16	5908	9.92	33	59580	3024	2884	51.18	48.82
8	15	2014	6	17	5882	9.87	34	59580	3003	2879	51.05	48.95
8	29	2014	6	16	5870	9.85	35	59580	3405	2465	58.01	41.99
4	26	2014	7	16	5844	9.81	36	59580	2622	3222	44.87	55.13
8	3	2014	1	18	5825	9.78	37	59580	2736	3089	46.97	53.03
8	17	2014	1	16	5821	9.77	38	59580	2671	3150	45.89	54.11
4	26	2014	7	15	5814	9.76	39	59580	2860	2954	49.19	50.81
4	26	2014	7	12	5810	9.75	40	59580	3272	2538	56.32	43.68
8	10	2014	1	16	5808	9.75	41	59580	2661	3147	45.82	54.18
8	3	2014	1	14	5792	9.72	42	59580	2543	3249	43.91	56.09
8	17	2014	1	15	5792	9.72	43	59580	2467	3325	42.59	57.41
4	11	2014	6	17	5788	9.71	44	59580	2762	3026	47.72	52.28
8	16	2014	7	17	5742	9.64	45	59580	2825	2917	49.20	50.80
8	3	2014	1	15	5741	9.64	46	59580	2552	3189	44.45	55.55
8	10	2014	1	18	5735	9.63	47	59580	2566	3169	44.74	55.26
8	17	2014	1	14	5730	9.62	48	59580	2606	3124	45.48	54.52
4	20	2014	1	12	5716	9.59	49	59580	3120	2596	54.58	45.42
8	2	2014	7	11	5716	9.59	50	59580	2947	2769	51.56	48.44
8	24	2014	1	16	5710	9.58	51	59580	2626	3084	45.99	54.01
5	24	2014	7	12	5709	9.58	52	59580	3433	2276	60.13	39.87

MO	DY	YR	DAY OF WK	HR	HR VOL	PERCENT OF AADT	HOUR NUMBER	AADT	NORTH VOLUME	SOUTH VOLUME	PERCENT NORTH IS OF TOTAL VOLUME	PERCENT SOUTH IS OF TOTAL VOLUME
8	24	2014	1	15	5709	9.58	53	59580	2520	3189	44.14	55.86
4	25	2014	6	17	5706	9.58	54	59580	2866	2840	50.23	49.77
8	22	2014	6	17	5703	9.57	55	59580	2780	2923	48.75	51.25
4	11	2014	6	16	5702	9.57	56	59580	2643	3059	46.35	53.65
4	26	2014	7	17	5691	9.55	57	59580	2425	3266	42.61	57.39
7	27	2014	1	15	5689	9.55	58	59580	2604	3085	45.77	54.23
8	15	2014	6	16	5685	9.54	59	59580	2952	2733	51.93	48.07
8	1	2014	6	17	5663	9.50	60	59580	2855	2808	50.41	49.59
7	13	2014	1	17	5662	9.50	61	59580	2491	3171	44.00	56.00
8	10	2014	1	13	5657	9.49	62	59580	2584	3073	45.68	54.32
9	28	2014	1	18	5651	9.48	63	59580	2401	3250	42.49	57.51
4	19	2014	7	16	5645	9.47	64	59580	2750	2895	48.72	51.28
8	17	2014	1	13	5645	9.47	65	59580	2549	3096	45.16	54.84
8	9	2014	7	12	5639	9.46	66	59580	2875	2764	50.98	49.02
8	16	2014	7	11	5628	9.45	67	59580	2966	2662	52.70	47.30
8	22	2014	6	16	5625	9.44	68	59580	2782	2843	49.46	50.54
11	30	2014	1	15	5625	9.44	69	59580	2733	2892	48.59	51.41
6	15	2014	1	18	5624	9.44	70	59580	2829	2795	50.30	49.70
8	2	2014	7	14	5624	9.44	71	59580	2932	2692	52.13	47.87
4	12	2014	7	18	5622	9.44	72	59580	2232	3390	39.70	60.30
4	26	2014	7	14	5621	9.43	73	59580	2938	2683	52.27	47.73
8	2	2014	7	12	5617	9.43	74	59580	2974	2643	52.95	47.05
8	22	2014	6	15	5616	9.43	75	59580	2634	2982	46.90	53.10
9	28	2014	1	15	5612	9.42	76	59580	2427	3185	43.25	56.75
8	1	2014	6	16	5606	9.41	77	59580	2875	2731	51.28	48.72
4	13	2014	1	20	5601	9.40	78	59580	1914	3687	34.17	65.83
9	28	2014	1	16	5600	9.40	79	59580	2378	3222	42.46	57.54
6	15	2014	1	14	5596	9.39	80	59580	2295	3301	41.01	58.99
7	27	2014	1	16	5592	9.39	81	59580	2635	2957	47.12	52.88
8	15	2014	6	15	5591	9.38	82	59580	2798	2793	50.04	49.96
8	29	2014	6	17	5587	9.38	83	59580	2994	2593	53.59	46.41
4	18	2014	6	14	5581	9.37	84	59580	2678	2903	47.98	52.02
8	10	2014	1	14	5581	9.37	85	59580	2500	3081	44.79	55.21
8	30	2014	7	12	5575	9.36	86	59580	2750	2825	49.33	50.67
8	24	2014	1	13	5574	9.36	87	59580	2544	3030	45.64	54.36
8	15	2014	6	18	5571	9.35	88	59580	2934	2637	52.67	47.33
8	1	2014	6	18	5566	9.34	89	59580	2755	2811	49.50	50.50
8	23	2014	7	17	5566	9.34	90	59580	2804	2762	50.38	49.62
8	16	2014	7	12	5565	9.34	91	59580	2856	2709	51.32	48.68
8	3	2014	1	16	5561	9.33	92	59580	2399	3162	43.14	56.86
8	8	2014	6	17	5559	9.33	93	59580	2844	2715	51.16	48.84

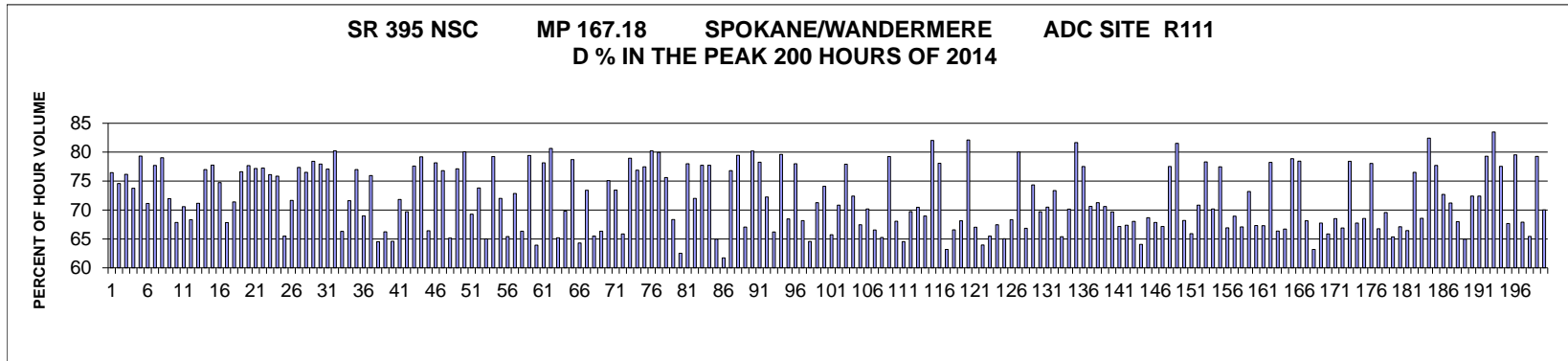
MO	DY	YR	DAY OF WK	HR	HR VOL	PERCENT OF AADT	HOUR NUMBER	AADT	NORTH VOLUME	SOUTH VOLUME	PERCENT NORTH IS OF TOTAL VOLUME	PERCENT SOUTH IS OF TOTAL VOLUME
7	3	2014	5	17	5557	9.33	94	59580	2922	2635	52.58	47.42
8	24	2014	1	14	5557	9.33	95	59580	2445	3112	44.00	56.00
4	27	2014	1	16	5555	9.32	96	59580	2496	3059	44.93	55.07
7	6	2014	1	17	5555	9.32	97	59580	2114	3441	38.06	61.94
6	13	2014	6	17	5550	9.32	98	59580	2756	2794	49.66	50.34
9	28	2014	1	17	5548	9.31	99	59580	2467	3081	44.47	55.53
8	3	2014	1	17	5535	9.29	100	59580	2221	3314	40.13	59.87
7	25	2014	6	16	5531	9.28	101	59580	2844	2687	51.42	48.58
8	9	2014	7	17	5531	9.28	102	59580	2791	2740	50.46	49.54
4	13	2014	1	11	5529	9.28	103	59580	3547	1982	64.15	35.85
8	24	2014	1	17	5526	9.27	104	59580	2463	3063	44.57	55.43
4	11	2014	6	18	5525	9.27	105	59580	2703	2822	48.92	51.08
7	6	2014	1	15	5520	9.26	106	59580	2410	3110	43.66	56.34
8	3	2014	1	13	5520	9.26	107	59580	2501	3019	45.31	54.69
5	11	2014	1	18	5517	9.26	108	59580	2719	2798	49.28	50.72
7	20	2014	1	16	5515	9.26	109	59580	2726	2789	49.43	50.57
8	16	2014	7	14	5511	9.25	110	59580	2821	2690	51.19	48.81
6	15	2014	1	13	5509	9.25	111	59580	2292	3217	41.60	58.40
7	6	2014	1	14	5506	9.24	112	59580	2263	3243	41.10	58.90
8	2	2014	7	17	5504	9.24	113	59580	2650	2854	48.15	51.85
8	15	2014	6	14	5504	9.24	114	59580	2826	2678	51.34	48.66
4	25	2014	6	16	5501	9.23	115	59580	2760	2741	50.17	49.83
11	30	2014	1	17	5501	9.23	116	59580	2834	2667	51.52	48.48
7	26	2014	7	11	5499	9.23	117	59580	2772	2727	50.41	49.59
4	26	2014	7	13	5493	9.22	118	59580	2975	2518	54.16	45.84
7	20	2014	1	15	5491	9.22	119	59580	2565	2926	46.71	53.29
8	2	2014	7	13	5491	9.22	120	59580	2977	2514	54.22	45.78
9	20	2014	7	12	5491	9.22	121	59580	2815	2676	51.27	48.73
5	11	2014	1	17	5490	9.21	122	59580	2672	2818	48.67	51.33
7	20	2014	1	17	5487	9.21	123	59580	2521	2966	45.94	54.06
4	18	2014	6	13	5485	9.21	124	59580	2712	2773	49.44	50.56
4	26	2014	7	11	5484	9.20	125	59580	3085	2399	56.25	43.75
8	9	2014	7	13	5482	9.20	126	59580	2794	2688	50.97	49.03
8	30	2014	7	11	5476	9.19	127	59580	2560	2916	46.75	53.25
8	16	2014	7	15	5472	9.18	128	59580	2819	2653	51.52	48.48
8	22	2014	6	18	5470	9.18	129	59580	2808	2662	51.33	48.67
7	20	2014	1	14	5466	9.17	130	59580	2508	2958	45.88	54.12
8	9	2014	7	16	5463	9.17	131	59580	2793	2670	51.13	48.87
8	23	2014	7	14	5463	9.17	132	59580	2785	2678	50.98	49.02
7	27	2014	1	14	5461	9.17	133	59580	2474	2987	45.30	54.70
7	27	2014	1	17	5450	9.15	134	59580	2408	3042	44.18	55.82

MO	DY	YR	DAY OF WK	HR	HR VOL	PERCENT OF AADT	HOUR NUMBER	AADT	NORTH VOLUME	SOUTH VOLUME	PERCENT NORTH IS OF TOTAL VOLUME	PERCENT SOUTH IS OF TOTAL VOLUME
6	27	2014	6	17	5448	9.14	135	59580	2859	2589	52.48	47.52
8	16	2014	7	16	5444	9.14	136	59580	2777	2667	51.01	48.99
8	2	2014	7	16	5443	9.14	137	59580	2710	2733	49.79	50.21
8	24	2014	1	18	5431	9.12	138	59580	2329	3102	42.88	57.12
5	23	2014	6	16	5425	9.11	139	59580	3041	2384	56.06	43.94
3	22	2014	7	16	5417	9.09	140	59580	2478	2939	45.74	54.26
4	19	2014	7	12	5417	9.09	141	59580	2833	2584	52.30	47.70
8	29	2014	6	18	5412	9.08	142	59580	2922	2490	53.99	46.01
7	6	2014	1	13	5411	9.08	143	59580	2207	3204	40.79	59.21
7	20	2014	1	13	5410	9.08	144	59580	2415	2995	44.64	55.36
8	1	2014	6	15	5410	9.08	145	59580	2790	2620	51.57	48.43
6	14	2014	7	17	5409	9.08	146	59580	2190	3219	40.49	59.51
8	10	2014	1	12	5407	9.08	147	59580	2499	2908	46.22	53.78
8	9	2014	7	15	5406	9.07	148	59580	2679	2727	49.56	50.44
5	11	2014	1	19	5405	9.07	149	59580	2694	2711	49.84	50.16
8	8	2014	6	16	5405	9.07	150	59580	2791	2614	51.64	48.36
7	6	2014	1	18	5403	9.07	151	59580	2171	3232	40.18	59.82
7	26	2014	7	12	5403	9.07	152	59580	2785	2618	51.55	48.45
8	1	2014	6	14	5402	9.07	153	59580	2740	2662	50.72	49.28
8	17	2014	1	12	5401	9.07	154	59580	2479	2922	45.90	54.10
6	20	2014	6	16	5398	9.06	155	59580	2869	2529	53.15	46.85
8	16	2014	7	13	5398	9.06	156	59580	2785	2613	51.59	48.41
6	13	2014	6	16	5397	9.06	157	59580	2684	2713	49.73	50.27
7	20	2014	1	18	5396	9.06	158	59580	2507	2889	46.46	53.54
5	23	2014	6	17	5394	9.05	159	59580	3029	2365	56.15	43.85
5	24	2014	7	13	5391	9.05	160	59580	3363	2028	62.38	37.62
3	23	2014	1	15	5376	9.02	161	59580	2338	3038	43.49	56.51
4	19	2014	7	15	5376	9.02	162	59580	2511	2865	46.71	53.29
7	27	2014	1	18	5376	9.02	163	59580	2507	2869	46.63	53.37
12	26	2014	6	13	5372	9.02	164	59580	2689	2683	50.06	49.94
4	18	2014	6	19	5370	9.01	165	59580	2685	2685	50.00	50.00
7	25	2014	6	17	5370	9.01	166	59580	2723	2647	50.71	49.29
7	6	2014	1	16	5367	9.01	167	59580	2291	3076	42.69	57.31
8	31	2014	1	13	5363	9.00	168	59580	2660	2703	49.60	50.40
4	19	2014	7	13	5362	9.00	169	59580	2489	2873	46.42	53.58
11	27	2014	5	14	5362	9.00	170	59580	2784	2578	51.92	48.08
8	23	2014	7	16	5361	9.00	171	59580	2676	2685	49.92	50.08
8	17	2014	1	18	5355	8.99	172	59580	2382	2973	44.48	55.52
8	9	2014	7	11	5353	8.98	173	59580	2791	2562	52.14	47.86
8	31	2014	1	17	5351	8.98	174	59580	2562	2789	47.88	52.12
7	27	2014	1	13	5350	8.98	175	59580	2538	2812	47.44	52.56

MO	DY	YR	DAY OF WK	HR	HR VOL	PERCENT OF AADT	HOUR NUMBER	AADT	NORTH VOLUME	SOUTH VOLUME	PERCENT NORTH IS OF TOTAL VOLUME	PERCENT SOUTH IS OF TOTAL VOLUME
12	27	2014	7	12	5342	8.97	176	59580	2516	2826	47.10	52.90
4	25	2014	6	18	5339	8.96	177	59580	2731	2608	51.15	48.85
8	9	2014	7	14	5339	8.96	178	59580	2709	2630	50.74	49.26
7	25	2014	6	18	5336	8.96	179	59580	2723	2613	51.03	48.97
4	19	2014	7	14	5335	8.95	180	59580	2449	2886	45.90	54.10
8	30	2014	7	13	5332	8.95	181	59580	2697	2635	50.58	49.42
4	19	2014	7	17	5328	8.94	182	59580	2590	2738	48.61	51.39
7	26	2014	7	13	5328	8.94	183	59580	2949	2379	55.35	44.65
6	29	2014	1	18	5326	8.94	184	59580	2729	2597	51.24	48.76
7	13	2014	1	18	5325	8.94	185	59580	2538	2787	47.66	52.34
8	23	2014	7	12	5324	8.94	186	59580	2816	2508	52.89	47.11
4	27	2014	1	18	5321	8.93	187	59580	2431	2890	45.69	54.31
8	24	2014	1	12	5318	8.93	188	59580	2375	2943	44.66	55.34
8	30	2014	7	14	5318	8.93	189	59580	2804	2514	52.73	47.27
8	1	2014	6	19	5313	8.92	190	59580	2686	2627	50.56	49.44
6	29	2014	1	17	5303	8.90	191	59580	2549	2754	48.07	51.93
4	12	2014	7	11	5300	8.90	192	59580	3027	2273	57.11	42.89
10	10	2014	6	17	5298	8.89	193	59580	2571	2727	48.53	51.47
5	23	2014	6	15	5297	8.89	194	59580	2994	2303	56.52	43.48
8	2	2014	7	15	5290	8.88	195	59580	2781	2509	52.57	47.43
4	27	2014	1	14	5287	8.87	196	59580	2661	2626	50.33	49.67
8	3	2014	1	12	5287	8.87	197	59580	2484	2803	46.98	53.02
6	20	2014	6	17	5286	8.87	198	59580	2807	2479	53.10	46.90
7	3	2014	5	15	5286	8.87	199	59580	2973	2313	56.24	43.76
4	27	2014	1	15	5280	8.86	200	59580	2419	2861	45.81	54.19



AADT= 6719 K 30 FACTOR= 12.28 K 100 FACTOR= 11.55 K 200 FACTOR= 10.97 D 30 FACTOR= 77.94



MO	DY	YR	DAY OF WK	HR	HR VOL	PERCENT OF AADT	HOUR NUMBER	AADT	NORTH VOLUME	SOUTH VOLUME	PERCENT NORTH IS OF TOTAL VOLUME	PERCENT SOUTH IS OF TOTAL VOLUME
10	7	2014	3	8	879	13.08	1	6719	207	672	23.55	76.45
9	22	2014	2	8	877	13.05	2	6719	223	654	25.43	74.57
9	30	2014	3	8	877	13.05	3	6719	209	668	23.83	76.17
10	7	2014	3	18	869	12.93	4	6719	641	228	73.76	26.24
9	29	2014	2	8	865	12.87	5	6719	179	686	20.69	79.31
10	1	2014	4	18	859	12.78	6	6719	611	248	71.13	28.87
10	14	2014	3	8	856	12.74	7	6719	191	665	22.31	77.69
10	9	2014	5	8	854	12.71	8	6719	179	675	20.96	79.04
9	23	2014	3	18	852	12.68	9	6719	613	239	71.95	28.05
10	9	2014	5	18	852	12.68	10	6719	578	274	67.84	32.16
9	26	2014	6	18	850	12.65	11	6719	600	250	70.59	29.41

MO	DY	YR	DAY OF WK	HR	HR VOL	PERCENT OF AADT	HOUR NUMBER	AADT	NORTH VOLUME	SOUTH VOLUME	PERCENT NORTH IS OF TOTAL VOLUME	PERCENT SOUTH IS OF TOTAL VOLUME
9	10	2014	4	18	846	12.59	12	6719	578	268	68.32	31.68
9	4	2014	5	18	843	12.55	13	6719	600	243	71.17	28.83
10	6	2014	2	8	843	12.55	14	6719	194	649	23.01	76.99
10	1	2014	4	8	841	12.52	15	6719	187	654	22.24	77.76
9	16	2014	3	8	839	12.49	16	6719	212	627	25.27	74.73
9	25	2014	5	18	839	12.49	17	6719	569	270	67.82	32.18
10	22	2014	4	18	839	12.49	18	6719	599	240	71.39	28.61
10	22	2014	4	8	834	12.41	19	6719	195	639	23.38	76.62
10	28	2014	3	8	833	12.40	20	6719	186	647	22.33	77.67
9	25	2014	5	8	832	12.38	21	6719	190	642	22.84	77.16
9	24	2014	4	8	831	12.37	22	6719	189	642	22.74	77.26
10	29	2014	4	8	829	12.34	23	6719	198	631	23.88	76.12
9	17	2014	4	8	828	12.32	24	6719	200	628	24.15	75.85
10	2	2014	5	17	826	12.29	25	6719	541	285	65.50	34.50
10	2	2014	5	18	826	12.29	26	6719	592	234	71.67	28.33
10	8	2014	4	8	826	12.29	27	6719	187	639	22.64	77.36
10	13	2014	2	8	826	12.29	28	6719	194	632	23.49	76.51
10	2	2014	5	8	825	12.28	29	6719	178	647	21.58	78.42
10	27	2014	2	8	825	12.28	30	6719	182	643	22.06	77.94
9	10	2014	4	8	824	12.26	31	6719	189	635	22.94	77.06
11	3	2014	2	8	824	12.26	32	6719	163	661	19.78	80.22
9	16	2014	3	17	822	12.23	33	6719	545	277	66.30	33.70
9	22	2014	2	18	821	12.22	34	6719	588	233	71.62	28.38
9	23	2014	3	8	821	12.22	35	6719	189	632	23.02	76.98
10	8	2014	4	18	819	12.19	36	6719	565	254	68.99	31.01
10	20	2014	2	8	819	12.19	37	6719	197	622	24.05	75.95
9	19	2014	6	17	817	12.16	38	6719	527	290	64.50	35.50
10	24	2014	6	17	817	12.16	39	6719	541	276	66.22	33.78
9	9	2014	3	17	813	12.10	40	6719	525	288	64.58	35.42
9	24	2014	4	18	813	12.10	41	6719	584	229	71.83	28.17
10	16	2014	5	18	812	12.09	42	6719	566	246	69.70	30.30
11	4	2014	3	8	812	12.09	43	6719	182	630	22.41	77.59
11	17	2014	2	8	812	12.09	44	6719	169	643	20.81	79.19
7	8	2014	3	18	810	12.06	45	6719	538	272	66.42	33.58
9	8	2014	2	8	810	12.06	46	6719	177	633	21.85	78.15
10	16	2014	5	8	810	12.06	47	6719	188	622	23.21	76.79
9	18	2014	5	17	809	12.04	48	6719	527	282	65.14	34.86
10	21	2014	3	8	809	12.04	49	6719	185	624	22.87	77.13
12	2	2014	3	8	808	12.03	50	6719	161	647	19.93	80.07
10	14	2014	3	18	807	12.01	51	6719	559	248	69.27	30.73
9	3	2014	4	18	806	12.00	52	6719	595	211	73.82	26.18

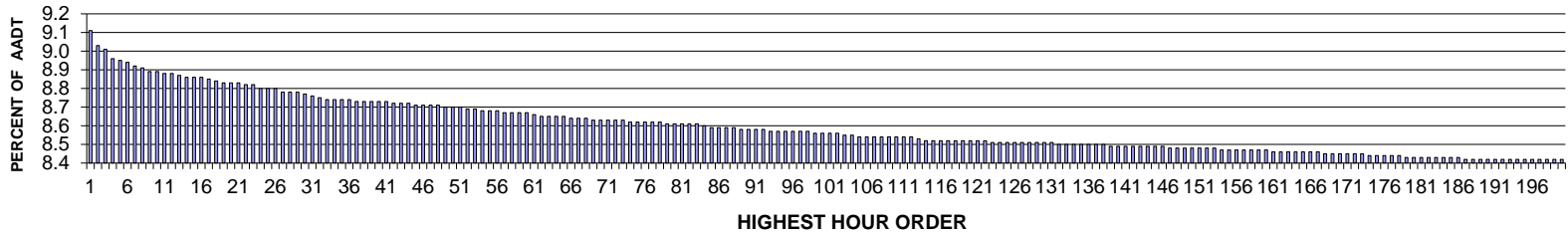
MO	DY	YR	DAY OF WK	HR	HR VOL	PERCENT OF AADT	HOUR NUMBER	AADT	NORTH VOLUME	SOUTH VOLUME	PERCENT NORTH IS OF TOTAL VOLUME	PERCENT SOUTH IS OF TOTAL VOLUME
10	3	2014	6	17	806	12.00	53	6719	524	282	65.01	34.99
11	24	2014	2	8	805	11.98	54	6719	167	638	20.75	79.25
8	27	2014	4	18	804	11.97	55	6719	579	225	72.01	27.99
9	29	2014	2	17	804	11.97	56	6719	526	278	65.42	34.58
10	15	2014	4	18	803	11.95	57	6719	585	218	72.85	27.15
7	11	2014	6	17	802	11.94	58	6719	532	270	66.33	33.67
11	5	2014	4	8	802	11.94	59	6719	165	637	20.57	79.43
8	20	2014	4	17	801	11.92	60	6719	512	289	63.92	36.08
10	23	2014	5	8	801	11.92	61	6719	175	626	21.85	78.15
12	1	2014	2	8	800	11.91	62	6719	155	645	19.38	80.63
9	19	2014	6	18	799	11.89	63	6719	521	278	65.21	34.79
9	17	2014	4	18	798	11.88	64	6719	557	241	69.80	30.20
10	3	2014	6	8	798	11.88	65	6719	170	628	21.30	78.70
10	9	2014	5	17	798	11.88	66	6719	513	285	64.29	35.71
9	29	2014	2	18	797	11.86	67	6719	585	212	73.40	26.60
10	10	2014	6	17	797	11.86	68	6719	522	275	65.50	34.50
9	25	2014	5	17	796	11.85	69	6719	528	268	66.33	33.67
9	19	2014	6	8	795	11.83	70	6719	198	597	24.91	75.09
10	6	2014	2	18	794	11.82	71	6719	583	211	73.43	26.57
10	17	2014	6	17	794	11.82	72	6719	523	271	65.87	34.13
9	3	2014	4	8	793	11.80	73	6719	167	626	21.06	78.94
9	18	2014	5	8	792	11.79	74	6719	183	609	23.11	76.89
11	7	2014	6	8	790	11.76	75	6719	178	612	22.53	77.47
11	18	2014	3	8	789	11.74	76	6719	156	633	19.77	80.23
11	6	2014	5	8	788	11.73	77	6719	158	630	20.05	79.95
9	2	2014	3	8	787	11.71	78	6719	192	595	24.40	75.60
9	9	2014	3	18	787	11.71	79	6719	538	249	68.36	31.64
9	12	2014	6	17	787	11.71	80	6719	492	295	62.52	37.48
5	27	2014	3	8	786	11.70	81	6719	173	613	22.01	77.99
9	8	2014	2	18	786	11.70	82	6719	566	220	72.01	27.99
9	9	2014	3	8	786	11.70	83	6719	175	611	22.26	77.74
9	15	2014	2	8	786	11.70	84	6719	175	611	22.26	77.74
6	5	2014	5	18	785	11.68	85	6719	510	275	64.97	35.03
10	1	2014	4	17	784	11.67	86	6719	484	300	61.73	38.27
10	30	2014	5	8	784	11.67	87	6719	182	602	23.21	76.79
11	13	2014	5	8	784	11.67	88	6719	161	623	20.54	79.46
10	23	2014	5	17	783	11.65	89	6719	525	258	67.05	32.95
12	3	2014	4	8	783	11.65	90	6719	155	628	19.80	80.20
9	4	2014	5	8	782	11.64	91	6719	170	612	21.74	78.26
10	13	2014	2	18	782	11.64	92	6719	565	217	72.25	27.75
9	24	2014	4	17	781	11.62	93	6719	517	264	66.20	33.80

MO	DY	YR	DAY OF WK	HR	HR VOL	PERCENT OF AADT	HOUR NUMBER	AADT	NORTH VOLUME	SOUTH VOLUME	PERCENT NORTH IS OF TOTAL VOLUME	PERCENT SOUTH IS OF TOTAL VOLUME
11	20	2014	5	8	780	11.61	94	6719	159	621	20.38	79.62
9	11	2014	5	18	777	11.56	95	6719	532	245	68.47	31.53
10	15	2014	4	8	777	11.56	96	6719	171	606	22.01	77.99
8	26	2014	3	18	776	11.55	97	6719	529	247	68.17	31.83
9	5	2014	6	17	776	11.55	98	6719	501	275	64.56	35.44
10	10	2014	6	18	776	11.55	99	6719	553	223	71.26	28.74
10	21	2014	3	18	776	11.55	100	6719	575	201	74.10	25.90
11	19	2014	4	17	776	11.55	101	6719	510	266	65.72	34.28
7	9	2014	4	18	775	11.53	102	6719	549	226	70.84	29.16
9	26	2014	6	8	774	11.52	103	6719	171	603	22.09	77.91
9	30	2014	3	18	772	11.49	104	6719	559	213	72.41	27.59
9	8	2014	2	17	771	11.47	105	6719	520	251	67.44	32.56
10	29	2014	4	18	771	11.47	106	6719	541	230	70.17	29.83
11	5	2014	4	17	771	11.47	107	6719	513	258	66.54	33.46
11	18	2014	3	17	771	11.47	108	6719	503	268	65.24	34.76
11	19	2014	4	8	771	11.47	109	6719	160	611	20.75	79.25
8	28	2014	5	17	770	11.46	110	6719	524	246	68.05	31.95
9	4	2014	5	17	770	11.46	111	6719	497	273	64.55	35.45
10	3	2014	6	18	770	11.46	112	6719	537	233	69.74	30.26
8	21	2014	5	18	769	11.45	113	6719	542	227	70.48	29.52
5	22	2014	5	17	767	11.42	114	6719	529	238	68.97	31.03
12	9	2014	3	8	767	11.42	115	6719	138	629	17.99	82.01
4	15	2014	3	8	766	11.40	116	6719	168	598	21.93	78.07
9	11	2014	5	17	766	11.40	117	6719	484	282	63.19	36.81
9	22	2014	2	17	766	11.40	118	6719	510	256	66.58	33.42
9	30	2014	3	17	766	11.40	119	6719	522	244	68.15	31.85
12	10	2014	4	8	765	11.39	120	6719	137	628	17.91	82.09
11	4	2014	3	17	764	11.37	121	6719	512	252	67.02	32.98
10	16	2014	5	17	763	11.36	122	6719	488	275	63.96	36.04
11	7	2014	6	17	762	11.34	123	6719	499	263	65.49	34.51
11	13	2014	5	17	762	11.34	124	6719	514	248	67.45	32.55
10	21	2014	3	17	761	11.33	125	6719	495	266	65.05	34.95
10	31	2014	6	17	761	11.33	126	6719	520	241	68.33	31.67
11	25	2014	3	8	761	11.33	127	6719	152	609	19.97	80.03
5	27	2014	3	17	760	11.31	128	6719	508	252	66.84	33.16
8	27	2014	4	8	760	11.31	129	6719	195	565	25.66	74.34
8	18	2014	2	18	759	11.30	130	6719	529	230	69.70	30.30
10	23	2014	5	18	759	11.30	131	6719	535	224	70.49	29.51
8	6	2014	4	18	758	11.28	132	6719	556	202	73.35	26.65
9	15	2014	2	17	757	11.27	133	6719	495	262	65.39	34.61
9	18	2014	5	18	757	11.27	134	6719	531	226	70.15	29.85

MO	DY	YR	DAY OF WK	HR	HR VOL	PERCENT OF AADT	HOUR NUMBER	AADT	NORTH VOLUME	SOUTH VOLUME	PERCENT NORTH IS OF TOTAL VOLUME	PERCENT SOUTH IS OF TOTAL VOLUME
11	12	2014	4	8	757	11.27	135	6719	139	618	18.36	81.64
9	5	2014	6	8	756	11.25	136	6719	170	586	22.49	77.51
9	16	2014	3	18	756	11.25	137	6719	534	222	70.63	29.37
4	29	2014	3	18	755	11.24	138	6719	538	217	71.26	28.74
8	20	2014	4	18	755	11.24	139	6719	533	222	70.60	29.40
10	27	2014	2	17	755	11.24	140	6719	526	229	69.67	30.33
12	2	2014	3	17	755	11.24	141	6719	507	248	67.15	32.85
8	21	2014	5	17	754	11.22	142	6719	508	246	67.37	32.63
9	5	2014	6	18	754	11.22	143	6719	513	241	68.04	31.96
9	17	2014	4	17	754	11.22	144	6719	483	271	64.06	35.94
10	17	2014	6	18	753	11.21	145	6719	517	236	68.66	31.34
10	29	2014	4	17	753	11.21	146	6719	511	242	67.86	32.14
10	6	2014	2	17	752	11.19	147	6719	505	247	67.15	32.85
12	8	2014	2	8	752	11.19	148	6719	169	583	22.47	77.53
12	11	2014	5	8	752	11.19	149	6719	139	613	18.48	81.52
9	26	2014	6	17	751	11.18	150	6719	512	239	68.18	31.82
10	8	2014	4	17	751	11.18	151	6719	495	256	65.91	34.09
10	22	2014	4	17	751	11.18	152	6719	532	219	70.84	29.16
10	24	2014	6	8	751	11.18	153	6719	163	588	21.70	78.30
11	3	2014	2	17	751	11.18	154	6719	527	224	70.17	29.83
5	20	2014	3	8	750	11.16	155	6719	169	581	22.53	77.47
7	8	2014	3	17	750	11.16	156	6719	502	248	66.93	33.07
9	3	2014	4	17	750	11.16	157	6719	517	233	68.93	31.07
9	10	2014	4	17	750	11.16	158	6719	503	247	67.07	32.93
9	15	2014	2	18	750	11.16	159	6719	549	201	73.20	26.80
10	7	2014	3	17	750	11.16	160	6719	505	245	67.33	32.67
8	5	2014	3	17	749	11.15	161	6719	504	245	67.29	32.71
9	11	2014	5	8	749	11.15	162	6719	163	586	21.76	78.24
9	23	2014	3	17	749	11.15	163	6719	497	252	66.36	33.64
6	19	2014	5	17	748	11.13	164	6719	499	249	66.71	33.29
11	14	2014	6	8	748	11.13	165	6719	158	590	21.12	78.88
4	28	2014	2	8	747	11.12	166	6719	161	586	21.55	78.45
5	29	2014	5	18	747	11.12	167	6719	509	238	68.14	31.86
6	6	2014	6	17	747	11.12	168	6719	472	275	63.19	36.81
7	21	2014	2	18	747	11.12	169	6719	506	241	67.74	32.26
7	25	2014	6	17	747	11.12	170	6719	492	255	65.86	34.14
8	8	2014	6	18	746	11.10	171	6719	511	235	68.50	31.50
10	20	2014	2	17	746	11.10	172	6719	499	247	66.89	33.11
12	4	2014	5	8	746	11.10	173	6719	161	585	21.58	78.42
8	27	2014	4	17	744	11.07	174	6719	504	240	67.74	32.26
11	19	2014	4	18	744	11.07	175	6719	510	234	68.55	31.45

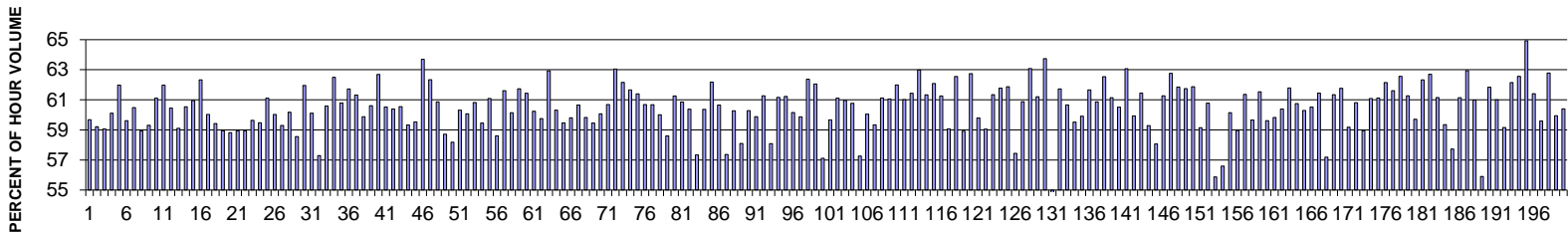
MO	DY	YR	DAY OF WK	HR	HR VOL	PERCENT OF AADT	HOUR NUMBER	AADT	NORTH VOLUME	SOUTH VOLUME	PERCENT NORTH IS OF TOTAL VOLUME	PERCENT SOUTH IS OF TOTAL VOLUME
5	13	2014	3	8	743	11.06	176	6719	163	580	21.94	78.06
6	4	2014	4	17	743	11.06	177	6719	496	247	66.76	33.24
7	17	2014	5	18	743	11.06	178	6719	517	226	69.58	30.42
6	25	2014	4	17	742	11.04	179	6719	485	257	65.36	34.64
7	10	2014	5	18	742	11.04	180	6719	498	244	67.12	32.88
11	6	2014	5	17	742	11.04	181	6719	493	249	66.44	33.56
5	12	2014	2	8	741	11.03	182	6719	174	567	23.48	76.52
6	4	2014	4	18	741	11.03	183	6719	508	233	68.56	31.44
3	17	2014	2	8	740	11.01	184	6719	130	610	17.57	82.43
5	6	2014	3	8	740	11.01	185	6719	165	575	22.30	77.70
5	28	2014	4	18	740	11.01	186	6719	538	202	72.70	27.30
7	7	2014	2	18	740	11.01	187	6719	527	213	71.22	28.78
7	9	2014	4	17	740	11.01	188	6719	503	237	67.97	32.03
6	12	2014	5	18	739	11.00	189	6719	480	259	64.95	35.05
7	30	2014	4	18	739	11.00	190	6719	535	204	72.40	27.60
9	2	2014	3	18	739	11.00	191	6719	535	204	72.40	27.60
9	12	2014	6	8	739	11.00	192	6719	153	586	20.70	79.30
9	23	2014	3	7	739	11.00	193	6719	122	617	16.51	83.49
10	31	2014	6	8	739	11.00	194	6719	166	573	22.46	77.54
11	6	2014	5	18	739	11.00	195	6719	500	239	67.66	32.34
5	19	2014	2	8	738	10.98	196	6719	151	587	20.46	79.54
6	26	2014	5	17	738	10.98	197	6719	501	237	67.89	32.11
11	14	2014	6	17	738	10.98	198	6719	483	255	65.45	34.55
12	15	2014	2	8	738	10.98	199	6719	153	585	20.73	79.27
6	25	2014	4	18	737	10.97	200	6719	516	221	70.01	29.99

**SR 167 MP 5.71 FORT MALONE ADC SITE R112
K FOR PEAK 200 HOURS OF 2014**



AADT= 41378 K 30 FACTOR= 8.77 K 100 FACTOR= 8.56 K 200 FACTOR= 8.42 D 30 FACTOR= 61.95

**SR 167 MP 5.71 FORT MALONE ADC SITE R112
D % IN THE PEAK 200 HOURS OF 2014**



MO	DY	YR	DAY OF WK	HR	HR VOL	PERCENT OF AADT	HOUR NUMBER	AADT	EAST VOLUME	WEST VOLUME	PERCENT EAST IS OF TOTAL VOLUME	PERCENT WEST IS OF TOTAL VOLUME
12	9	2014	3	17	3770	9.11	1	41378	2250	1520	59.68	40.32
6	10	2014	3	18	3736	9.03	2	41378	2212	1524	59.21	40.79
6	3	2014	3	17	3727	9.01	3	41378	2201	1526	59.06	40.94
9	3	2014	4	17	3708	8.96	4	41378	2229	1479	60.11	39.89
5	28	2014	4	17	3703	8.95	5	41378	2295	1408	61.98	38.02
9	18	2014	5	17	3701	8.94	6	41378	2206	1495	59.61	40.39
9	17	2014	4	18	3692	8.92	7	41378	2233	1459	60.48	39.52
3	6	2014	5	18	3688	8.91	8	41378	2173	1515	58.92	41.08
3	27	2014	5	17	3677	8.89	9	41378	2181	1496	59.31	40.69
11	19	2014	4	17	3677	8.89	10	41378	2247	1430	61.11	38.89
9	16	2014	3	17	3676	8.88	11	41378	2278	1398	61.97	38.03

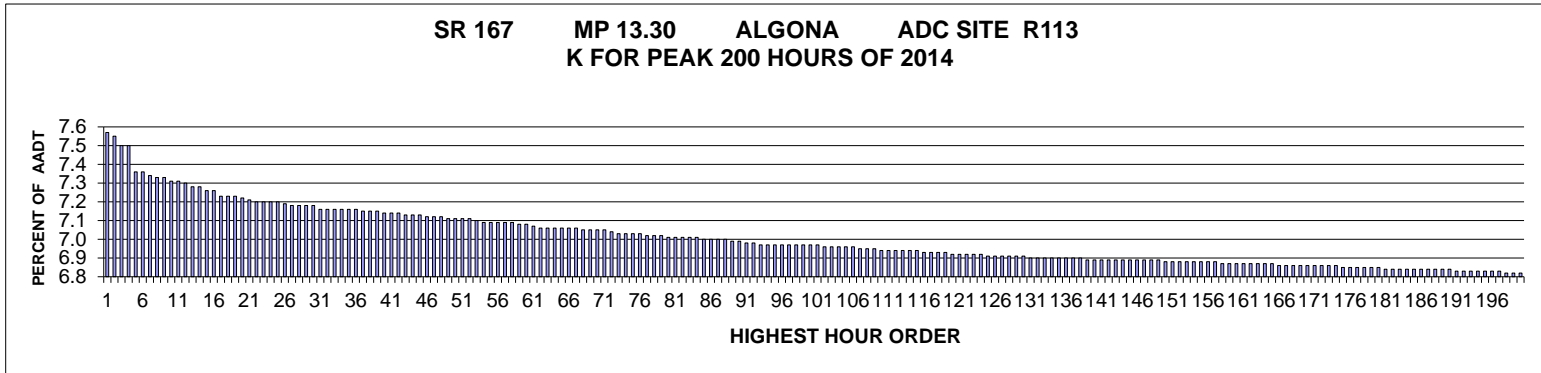
MO	DY	YR	DAY OF WK	HR	HR VOL	PERCENT OF AADT	HOUR NUMBER	AADT	EAST VOLUME	WEST VOLUME	PERCENT EAST IS OF TOTAL VOLUME	PERCENT WEST IS OF TOTAL VOLUME
6	3	2014	3	18	3674	8.88	12	41378	2221	1453	60.45	39.55
7	30	2014	4	18	3672	8.87	13	41378	2170	1502	59.10	40.90
12	16	2014	3	17	3666	8.86	14	41378	2219	1447	60.53	39.47
9	11	2014	5	17	3665	8.86	15	41378	2234	1431	60.95	39.05
9	18	2014	5	18	3665	8.86	16	41378	2284	1381	62.32	37.68
5	8	2014	5	18	3663	8.85	17	41378	2199	1464	60.03	39.97
11	20	2014	5	17	3659	8.84	18	41378	2174	1485	59.42	40.58
5	27	2014	3	18	3653	8.83	19	41378	2153	1500	58.94	41.06
4	18	2014	6	17	3652	8.83	20	41378	2148	1504	58.82	41.18
8	7	2014	5	17	3652	8.83	21	41378	2152	1500	58.93	41.07
5	20	2014	3	18	3650	8.82	22	41378	2151	1499	58.93	41.07
6	12	2014	5	17	3649	8.82	23	41378	2176	1473	59.63	40.37
8	12	2014	3	17	3642	8.80	24	41378	2166	1476	59.47	40.53
9	11	2014	5	18	3641	8.80	25	41378	2225	1416	61.11	38.89
4	11	2014	6	17	3640	8.80	26	41378	2185	1455	60.03	39.97
6	4	2014	4	17	3633	8.78	27	41378	2154	1479	59.29	40.71
12	11	2014	5	18	3633	8.78	28	41378	2186	1447	60.17	39.83
3	7	2014	6	17	3631	8.78	29	41378	2126	1505	58.55	41.45
3	13	2014	5	17	3627	8.77	30	41378	2247	1380	61.95	38.05
9	17	2014	4	17	3625	8.76	31	41378	2179	1446	60.11	39.89
8	26	2014	3	17	3620	8.75	32	41378	2074	1546	57.29	42.71
2	27	2014	5	17	3618	8.74	33	41378	2192	1426	60.59	39.41
9	5	2014	6	18	3618	8.74	34	41378	2261	1357	62.49	37.51
9	10	2014	4	17	3616	8.74	35	41378	2198	1418	60.79	39.21
6	20	2014	6	18	3615	8.74	36	41378	2231	1384	61.72	38.28
9	4	2014	5	17	3614	8.73	37	41378	2216	1398	61.32	38.68
9	15	2014	2	17	3614	8.73	38	41378	2164	1450	59.88	40.12
6	12	2014	5	18	3613	8.73	39	41378	2190	1423	60.61	39.39
9	10	2014	4	18	3613	8.73	40	41378	2265	1348	62.69	37.31
9	5	2014	6	17	3612	8.73	41	41378	2186	1426	60.52	39.48
9	26	2014	6	17	3610	8.72	42	41378	2180	1430	60.39	39.61
5	12	2014	2	17	3609	8.72	43	41378	2185	1424	60.54	39.46
8	7	2014	5	18	3607	8.72	44	41378	2140	1467	59.33	40.67
9	9	2014	3	17	3605	8.71	45	41378	2146	1459	59.53	40.47
9	16	2014	3	18	3605	8.71	46	41378	2296	1309	63.69	36.31
2	25	2014	3	17	3603	8.71	47	41378	2246	1357	62.34	37.66
10	16	2014	5	18	3602	8.71	48	41378	2192	1410	60.86	39.14
2	11	2014	3	17	3601	8.70	49	41378	2114	1487	58.71	41.29
8	14	2014	5	17	3601	8.70	50	41378	2095	1506	58.18	41.82
5	20	2014	3	17	3598	8.70	51	41378	2170	1428	60.31	39.69
3	21	2014	6	17	3594	8.69	52	41378	2159	1435	60.07	39.93

MO	DY	YR	DAY OF WK	HR	HR VOL	PERCENT OF AADT	HOUR NUMBER	AADT	EAST VOLUME	WEST VOLUME	PERCENT EAST IS OF TOTAL VOLUME	PERCENT WEST IS OF TOTAL VOLUME
8	28	2014	5	18	3594	8.69	53	41378	2186	1408	60.82	39.18
5	22	2014	5	17	3593	8.68	54	41378	2136	1457	59.45	40.55
9	9	2014	3	18	3593	8.68	55	41378	2195	1398	61.09	38.91
5	14	2014	4	17	3590	8.68	56	41378	2104	1486	58.61	41.39
4	9	2014	4	17	3589	8.67	57	41378	2211	1378	61.60	38.40
6	17	2014	3	17	3588	8.67	58	41378	2158	1430	60.14	39.86
11	10	2014	2	17	3588	8.67	59	41378	2215	1373	61.73	38.27
10	20	2014	2	17	3587	8.67	60	41378	2204	1383	61.44	38.56
9	24	2014	4	18	3584	8.66	61	41378	2159	1425	60.24	39.76
6	6	2014	6	17	3580	8.65	62	41378	2139	1441	59.75	40.25
9	4	2014	5	18	3580	8.65	63	41378	2253	1327	62.93	37.07
11	7	2014	6	17	3580	8.65	64	41378	2159	1421	60.31	39.69
11	5	2014	4	17	3579	8.65	65	41378	2128	1451	59.46	40.54
11	20	2014	5	18	3577	8.64	66	41378	2139	1438	59.80	40.20
8	5	2014	3	17	3576	8.64	67	41378	2169	1407	60.65	39.35
10	8	2014	4	17	3576	8.64	68	41378	2139	1437	59.82	40.18
2	14	2014	6	17	3571	8.63	69	41378	2123	1448	59.45	40.55
5	16	2014	6	17	3571	8.63	70	41378	2145	1426	60.07	39.93
10	23	2014	5	18	3571	8.63	71	41378	2167	1404	60.68	39.32
10	30	2014	5	18	3570	8.63	72	41378	2251	1319	63.05	36.95
4	10	2014	5	18	3569	8.63	73	41378	2218	1351	62.15	37.85
7	22	2014	3	18	3568	8.62	74	41378	2200	1368	61.66	38.34
6	5	2014	5	17	3566	8.62	75	41378	2189	1377	61.39	38.61
12	3	2014	4	17	3566	8.62	76	41378	2164	1402	60.68	39.32
5	28	2014	4	18	3565	8.62	77	41378	2163	1402	60.67	39.33
6	10	2014	3	17	3565	8.62	78	41378	2139	1426	60.00	40.00
8	19	2014	3	17	3564	8.61	79	41378	2088	1476	58.59	41.41
11	19	2014	4	18	3564	8.61	80	41378	2183	1381	61.25	38.75
5	29	2014	5	17	3563	8.61	81	41378	2168	1395	60.85	39.15
12	11	2014	5	17	3563	8.61	82	41378	2151	1412	60.37	39.63
5	29	2014	5	16	3562	8.61	83	41378	2042	1520	57.33	42.67
4	10	2014	5	17	3557	8.60	84	41378	2147	1410	60.36	39.64
9	8	2014	2	17	3556	8.59	85	41378	2211	1345	62.18	37.82
5	29	2014	5	18	3555	8.59	86	41378	2156	1399	60.65	39.35
5	9	2014	6	18	3554	8.59	87	41378	2039	1515	57.37	42.63
10	29	2014	4	18	3554	8.59	88	41378	2142	1412	60.27	39.73
5	28	2014	4	16	3551	8.58	89	41378	2063	1488	58.10	41.90
12	12	2014	6	17	3550	8.58	90	41378	2140	1410	60.28	39.72
6	11	2014	4	17	3549	8.58	91	41378	2125	1424	59.88	40.12
11	13	2014	5	17	3549	8.58	92	41378	2174	1375	61.26	38.74
3	26	2014	4	17	3548	8.57	93	41378	2061	1487	58.09	41.91

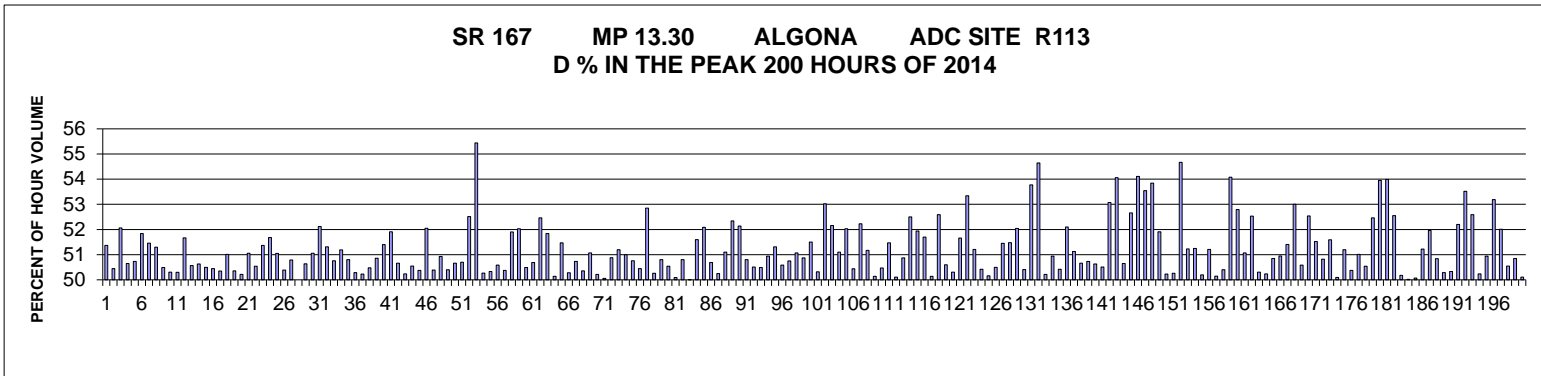
MO	DY	YR	DAY OF WK	HR	HR VOL	PERCENT OF AADT	HOUR NUMBER	AADT	EAST VOLUME	WEST VOLUME	PERCENT EAST IS OF TOTAL VOLUME	PERCENT WEST IS OF TOTAL VOLUME
4	22	2014	3	18	3548	8.57	94	41378	2170	1378	61.16	38.84
8	12	2014	3	18	3548	8.57	95	41378	2172	1376	61.22	38.78
6	4	2014	4	18	3546	8.57	96	41378	2133	1413	60.15	39.85
8	20	2014	4	18	3546	8.57	97	41378	2123	1423	59.87	40.13
5	6	2014	3	17	3545	8.57	98	41378	2211	1334	62.37	37.63
3	20	2014	5	17	3544	8.56	99	41378	2199	1345	62.05	37.95
6	6	2014	6	18	3542	8.56	100	41378	2023	1519	57.11	42.89
12	18	2014	5	17	3542	8.56	101	41378	2113	1429	59.66	40.34
12	16	2014	3	18	3541	8.56	102	41378	2164	1377	61.11	38.89
6	26	2014	5	17	3537	8.55	103	41378	2156	1381	60.96	39.04
8	6	2014	4	17	3536	8.55	104	41378	2149	1387	60.77	39.23
5	8	2014	5	17	3535	8.54	105	41378	2024	1511	57.26	42.74
7	30	2014	4	17	3534	8.54	106	41378	2122	1412	60.05	39.95
10	10	2014	6	17	3534	8.54	107	41378	2097	1437	59.34	40.66
12	22	2014	2	17	3534	8.54	108	41378	2160	1374	61.12	38.88
1	31	2014	6	17	3533	8.54	109	41378	2157	1376	61.05	38.95
10	21	2014	3	17	3533	8.54	110	41378	2190	1343	61.99	38.01
2	20	2014	5	17	3532	8.54	111	41378	2155	1377	61.01	38.99
11	18	2014	3	18	3532	8.54	112	41378	2170	1362	61.44	38.56
3	18	2014	3	17	3531	8.53	113	41378	2224	1307	62.98	37.02
6	20	2014	6	17	3527	8.52	114	41378	2163	1364	61.33	38.67
5	15	2014	5	17	3526	8.52	115	41378	2189	1337	62.08	37.92
5	30	2014	6	17	3525	8.52	116	41378	2159	1366	61.25	38.75
9	25	2014	5	18	3525	8.52	117	41378	2082	1443	59.06	40.94
10	15	2014	4	18	3525	8.52	118	41378	2205	1320	62.55	37.45
1	10	2014	6	17	3524	8.52	119	41378	2076	1448	58.91	41.09
3	11	2014	3	17	3524	8.52	120	41378	2211	1313	62.74	37.26
8	27	2014	4	17	3524	8.52	121	41378	2107	1417	59.79	40.21
12	1	2014	2	17	3524	8.52	122	41378	2081	1443	59.05	40.95
2	20	2014	5	18	3523	8.51	123	41378	2161	1362	61.34	38.66
5	5	2014	2	17	3523	8.51	124	41378	2176	1347	61.77	38.23
2	28	2014	6	17	3522	8.51	125	41378	2179	1343	61.87	38.13
5	9	2014	6	17	3522	8.51	126	41378	2023	1499	57.44	42.56
6	25	2014	4	17	3522	8.51	127	41378	2144	1378	60.87	39.13
6	11	2014	4	18	3521	8.51	128	41378	2221	1300	63.08	36.92
8	5	2014	3	18	3521	8.51	129	41378	2155	1366	61.20	38.80
9	15	2014	2	18	3521	8.51	130	41378	2244	1277	63.73	36.27
7	7	2014	2	16	3520	8.51	131	41378	1914	1606	54.38	45.63
3	12	2014	4	17	3519	8.50	132	41378	2172	1347	61.72	38.28
2	21	2014	6	17	3518	8.50	133	41378	2134	1384	60.66	39.34
9	19	2014	6	16	3518	8.50	134	41378	2094	1424	59.52	40.48

MO	DY	YR	DAY OF WK	HR	HR VOL	PERCENT OF AADT	HOUR NUMBER	AADT	EAST VOLUME	WEST VOLUME	PERCENT EAST IS OF TOTAL VOLUME	PERCENT WEST IS OF TOTAL VOLUME
12	2	2014	3	17	3517	8.50	135	41378	2107	1410	59.91	40.09
5	21	2014	4	17	3516	8.50	136	41378	2168	1348	61.66	38.34
7	17	2014	5	18	3516	8.50	137	41378	2140	1376	60.86	39.14
11	6	2014	5	17	3516	8.50	138	41378	2199	1317	62.54	37.46
3	31	2014	2	17	3515	8.49	139	41378	2149	1366	61.14	38.86
4	25	2014	6	17	3515	8.49	140	41378	2127	1388	60.51	39.49
6	17	2014	3	18	3515	8.49	141	41378	2217	1298	63.07	36.93
9	25	2014	5	17	3514	8.49	142	41378	2106	1408	59.93	40.07
6	9	2014	2	18	3512	8.49	143	41378	2158	1354	61.45	38.55
6	13	2014	6	18	3512	8.49	144	41378	2082	1430	59.28	40.72
4	25	2014	6	18	3511	8.49	145	41378	2039	1472	58.07	41.93
4	28	2014	2	17	3511	8.49	146	41378	2151	1360	61.26	38.74
3	17	2014	2	17	3510	8.48	147	41378	2203	1307	62.76	37.24
5	13	2014	3	17	3510	8.48	148	41378	2171	1339	61.85	38.15
10	21	2014	3	18	3510	8.48	149	41378	2167	1343	61.74	38.26
9	2	2014	3	18	3509	8.48	150	41378	2171	1338	61.87	38.13
2	21	2014	6	18	3508	8.48	151	41378	2075	1433	59.15	40.85
10	16	2014	5	17	3508	8.48	152	41378	2132	1376	60.78	39.22
12	17	2014	4	16	3508	8.48	153	41378	1960	1548	55.87	44.13
12	18	2014	5	16	3506	8.47	154	41378	1984	1522	56.59	43.41
8	26	2014	3	18	3505	8.47	155	41378	2108	1397	60.14	39.86
5	16	2014	6	18	3504	8.47	156	41378	2066	1438	58.96	41.04
6	9	2014	2	17	3504	8.47	157	41378	2150	1354	61.36	38.64
6	16	2014	2	17	3504	8.47	158	41378	2090	1414	59.65	40.35
9	24	2014	4	17	3504	8.47	159	41378	2156	1348	61.53	38.47
9	26	2014	6	18	3503	8.47	160	41378	2088	1415	59.61	40.39
4	17	2014	5	18	3502	8.46	161	41378	2095	1407	59.82	40.18
4	21	2014	2	17	3502	8.46	162	41378	2115	1387	60.39	39.61
4	15	2014	3	17	3501	8.46	163	41378	2163	1338	61.78	38.22
7	23	2014	4	18	3501	8.46	164	41378	2127	1374	60.75	39.25
7	7	2014	2	18	3500	8.46	165	41378	2110	1390	60.29	39.71
7	9	2014	4	17	3500	8.46	166	41378	2118	1382	60.51	39.49
10	24	2014	6	17	3499	8.46	167	41378	2150	1349	61.45	38.55
3	7	2014	6	16	3497	8.45	168	41378	2000	1497	57.19	42.81
6	24	2014	3	17	3497	8.45	169	41378	2145	1352	61.34	38.66
5	7	2014	4	18	3496	8.45	170	41378	2159	1337	61.76	38.24
8	20	2014	4	17	3496	8.45	171	41378	2069	1427	59.18	40.82
12	17	2014	4	17	3496	8.45	172	41378	2126	1370	60.81	39.19
9	23	2014	3	17	3495	8.45	173	41378	2060	1435	58.94	41.06
7	1	2014	3	18	3494	8.44	174	41378	2134	1360	61.08	38.92
5	1	2014	5	17	3493	8.44	175	41378	2135	1358	61.12	38.88

MO	DY	YR	DAY OF WK	HR	HR VOL	PERCENT OF AADT	HOUR NUMBER	AADT	EAST VOLUME	WEST VOLUME	PERCENT EAST IS OF TOTAL VOLUME	PERCENT WEST IS OF TOTAL VOLUME
4	30	2014	4	17	3492	8.44	176	41378	2170	1322	62.14	37.86
8	21	2014	5	17	3492	8.44	177	41378	2151	1341	61.60	38.40
3	13	2014	5	18	3491	8.44	178	41378	2184	1307	62.56	37.44
5	12	2014	2	18	3490	8.43	179	41378	2138	1352	61.26	38.74
8	6	2014	4	18	3490	8.43	180	41378	2084	1406	59.71	40.29
11	4	2014	3	18	3490	8.43	181	41378	2175	1315	62.32	37.68
4	7	2014	2	17	3488	8.43	182	41378	2187	1301	62.70	37.30
7	10	2014	5	17	3488	8.43	183	41378	2133	1355	61.15	38.85
12	19	2014	6	18	3488	8.43	184	41378	2070	1418	59.35	40.65
6	6	2014	6	16	3487	8.43	185	41378	2013	1474	57.73	42.27
11	13	2014	5	18	3487	8.43	186	41378	2132	1355	61.14	38.86
5	1	2014	5	18	3486	8.42	187	41378	2194	1292	62.94	37.06
5	7	2014	4	17	3485	8.42	188	41378	2125	1360	60.98	39.02
9	18	2014	5	16	3485	8.42	189	41378	1948	1537	55.90	44.10
10	23	2014	5	17	3485	8.42	190	41378	2155	1330	61.84	38.16
12	19	2014	6	17	3485	8.42	191	41378	2126	1359	61.00	39.00
9	11	2014	5	16	3484	8.42	192	41378	2061	1423	59.16	40.84
11	18	2014	3	17	3484	8.42	193	41378	2165	1319	62.14	37.86
4	15	2014	3	18	3483	8.42	194	41378	2179	1304	62.56	37.44
9	12	2014	6	17	3483	8.42	195	41378	2261	1222	64.92	35.08
4	29	2014	3	17	3482	8.42	196	41378	2138	1344	61.40	38.60
6	3	2014	3	16	3482	8.42	197	41378	2075	1407	59.59	40.41
6	5	2014	5	18	3482	8.42	198	41378	2186	1296	62.78	37.22
7	15	2014	3	17	3482	8.42	199	41378	2087	1395	59.94	40.06
7	17	2014	5	17	3482	8.42	200	41378	2103	1379	60.40	39.60



AADT= 95635 K 30 FACTOR= 7.18 K 100 FACTOR= 6.97 K 200 FACTOR= 6.82 D 30 FACTOR= 51.06



MO	DY	YR	DAY OF WK	HR	HR VOL	PERCENT OF AADT	HOUR NUMBER	AADT	NORTH VOLUME	SOUTH VOLUME	PERCENT NORTH IS OF TOTAL VOLUME	PERCENT SOUTH IS OF TOTAL VOLUME
4	12	2014	7	17	7239	7.57	1	95635	3719	3520	51.37	48.63
9	21	2014	1	18	7225	7.55	2	95635	3645	3580	50.45	49.55
7	26	2014	7	13	7177	7.50	3	95635	3736	3441	52.06	47.94
7	26	2014	7	14	7169	7.50	4	95635	3538	3631	49.35	50.65
8	16	2014	7	14	7043	7.36	5	95635	3573	3470	50.73	49.27
6	6	2014	6	14	7041	7.36	6	95635	3391	3650	48.16	51.84
4	11	2014	6	14	7017	7.34	7	95635	3406	3611	48.54	51.46
12	13	2014	7	17	7012	7.33	8	95635	3597	3415	51.30	48.70
10	10	2014	6	14	7006	7.33	9	95635	3469	3537	49.51	50.49
9	6	2014	7	17	6994	7.31	10	95635	3475	3519	49.69	50.31
9	13	2014	7	17	6992	7.31	11	95635	3475	3517	49.70	50.30

MO	DY	YR	DAY OF WK	HR	HR VOL	PERCENT OF AADT	HOUR NUMBER	AADT	NORTH VOLUME	SOUTH VOLUME	PERCENT NORTH IS OF TOTAL VOLUME	PERCENT SOUTH IS OF TOTAL VOLUME
4	12	2014	7	14	6985	7.30	12	95635	3609	3376	51.67	48.33
8	9	2014	7	14	6958	7.28	13	95635	3439	3519	49.43	50.57
8	9	2014	7	17	6958	7.28	14	95635	3435	3523	49.37	50.63
4	12	2014	7	16	6947	7.26	15	95635	3508	3439	50.50	49.50
8	15	2014	6	14	6944	7.26	16	95635	3441	3503	49.55	50.45
8	9	2014	7	16	6914	7.23	17	95635	3481	3433	50.35	49.65
8	8	2014	6	14	6911	7.23	18	95635	3525	3386	51.01	48.99
10	18	2014	7	14	6910	7.23	19	95635	3430	3480	49.64	50.36
7	12	2014	7	14	6908	7.22	20	95635	3469	3439	50.22	49.78
7	18	2014	6	14	6898	7.21	21	95635	3376	3522	48.94	51.06
10	18	2014	7	17	6888	7.20	22	95635	3407	3481	49.46	50.54
8	9	2014	7	15	6887	7.20	23	95635	3538	3349	51.37	48.63
2	28	2014	6	14	6885	7.20	24	95635	3327	3558	48.32	51.68
7	25	2014	6	14	6884	7.20	25	95635	3370	3514	48.95	51.05
8	28	2014	5	14	6873	7.19	26	95635	3463	3410	50.39	49.61
1	3	2014	6	14	6868	7.18	27	95635	3380	3488	49.21	50.79
9	6	2014	7	18	6866	7.18	28	95635	3433	3433	50.00	50.00
9	27	2014	7	16	6864	7.18	29	95635	3476	3388	50.64	49.36
8	23	2014	7	14	6863	7.18	30	95635	3504	3359	51.06	48.94
8	16	2014	7	15	6852	7.16	31	95635	3281	3571	47.88	52.12
10	24	2014	6	14	6852	7.16	32	95635	3336	3516	48.69	51.31
12	22	2014	2	14	6852	7.16	33	95635	3478	3374	50.76	49.24
8	29	2014	6	13	6851	7.16	34	95635	3507	3344	51.19	48.81
10	18	2014	7	16	6848	7.16	35	95635	3369	3479	49.20	50.80
5	31	2014	7	17	6846	7.16	36	95635	3443	3403	50.29	49.71
11	8	2014	7	17	6840	7.15	37	95635	3404	3436	49.77	50.23
7	26	2014	7	15	6838	7.15	38	95635	3386	3452	49.52	50.48
12	13	2014	7	15	6834	7.15	39	95635	3476	3358	50.86	49.14
8	23	2014	7	13	6833	7.14	40	95635	3512	3321	51.40	48.60
12	24	2014	4	13	6827	7.14	41	95635	3283	3544	48.09	51.91
9	21	2014	1	19	6826	7.14	42	95635	3368	3458	49.34	50.66
4	12	2014	7	15	6817	7.13	43	95635	3425	3392	50.24	49.76
11	8	2014	7	15	6815	7.13	44	95635	3370	3445	49.45	50.55
4	12	2014	7	13	6814	7.13	45	95635	3433	3381	50.38	49.62
2	14	2014	6	14	6813	7.12	46	95635	3267	3546	47.95	52.05
8	9	2014	7	13	6813	7.12	47	95635	3433	3380	50.39	49.61
7	26	2014	7	16	6806	7.12	48	95635	3340	3466	49.07	50.93
11	7	2014	6	14	6802	7.11	49	95635	3374	3428	49.60	50.40
12	19	2014	6	14	6802	7.11	50	95635	3356	3446	49.34	50.66
9	13	2014	7	16	6801	7.11	51	95635	3448	3353	50.70	49.30
4	12	2014	7	18	6799	7.11	52	95635	3570	3229	52.51	47.49

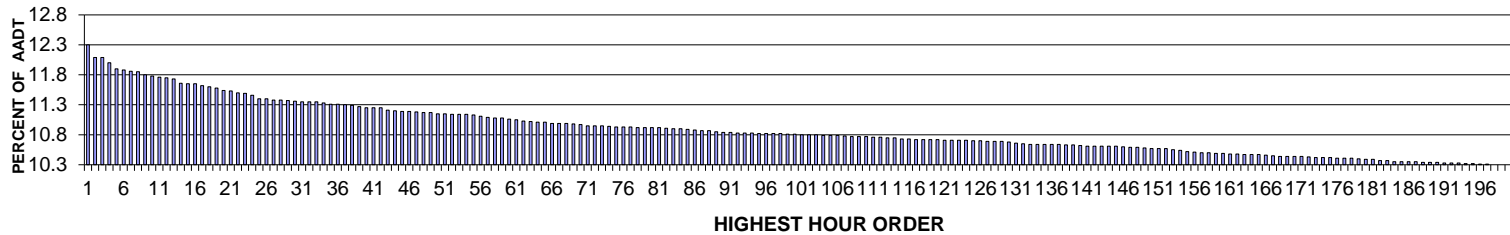
MO	DY	YR	DAY OF WK	HR	HR VOL	PERCENT OF AADT	HOUR NUMBER	AADT	NORTH VOLUME	SOUTH VOLUME	PERCENT NORTH IS OF TOTAL VOLUME	PERCENT SOUTH IS OF TOTAL VOLUME
2	2	2014	1	15	6791	7.10	53	95635	3026	3765	44.56	55.44
8	16	2014	7	13	6784	7.09	54	95635	3410	3374	50.27	49.73
9	6	2014	7	16	6783	7.09	55	95635	3369	3414	49.67	50.33
2	14	2014	6	15	6782	7.09	56	95635	3431	3351	50.59	49.41
12	12	2014	6	14	6780	7.09	57	95635	3364	3416	49.62	50.38
4	18	2014	6	14	6776	7.09	58	95635	3259	3517	48.10	51.90
10	18	2014	7	15	6775	7.08	59	95635	3250	3525	47.97	52.03
6	21	2014	7	14	6770	7.08	60	95635	3352	3418	49.51	50.49
7	25	2014	6	13	6765	7.07	61	95635	3336	3429	49.31	50.69
7	26	2014	7	12	6756	7.06	62	95635	3544	3212	52.46	47.54
5	27	2014	3	14	6754	7.06	63	95635	3253	3501	48.16	51.84
7	3	2014	5	13	6753	7.06	64	95635	3386	3367	50.14	49.86
4	20	2014	1	14	6752	7.06	65	95635	3277	3475	48.53	51.47
8	15	2014	6	13	6752	7.06	66	95635	3357	3395	49.72	50.28
7	10	2014	5	14	6748	7.06	67	95635	3325	3423	49.27	50.73
12	6	2014	7	17	6747	7.05	68	95635	3398	3349	50.36	49.64
11	22	2014	7	17	6745	7.05	69	95635	3445	3300	51.07	48.93
9	13	2014	7	18	6743	7.05	70	95635	3386	3357	50.22	49.78
7	19	2014	7	17	6738	7.05	71	95635	3365	3373	49.94	50.06
4	4	2014	6	14	6733	7.04	72	95635	3307	3426	49.12	50.88
9	14	2014	1	13	6727	7.03	73	95635	3444	3283	51.20	48.80
3	22	2014	7	14	6724	7.03	74	95635	3429	3295	51.00	49.00
10	25	2014	7	14	6724	7.03	75	95635	3413	3311	50.76	49.24
1	25	2014	7	18	6722	7.03	76	95635	3331	3391	49.55	50.45
7	19	2014	7	13	6717	7.02	77	95635	3550	3167	52.85	47.15
9	5	2014	6	14	6717	7.02	78	95635	3341	3376	49.74	50.26
9	27	2014	7	18	6709	7.02	79	95635	3408	3301	50.80	49.20
4	25	2014	6	14	6708	7.01	80	95635	3318	3390	49.46	50.54
12	13	2014	7	14	6708	7.01	81	95635	3360	3348	50.09	49.91
8	2	2014	7	14	6703	7.01	82	95635	3405	3298	50.80	49.20
8	16	2014	7	16	6701	7.01	83	95635	3351	3350	50.01	49.99
11	8	2014	7	16	6700	7.01	84	95635	3243	3457	48.40	51.60
1	24	2014	6	14	6698	7.00	85	95635	3209	3489	47.91	52.09
9	13	2014	7	11	6698	7.00	86	95635	3303	3395	49.31	50.69
6	19	2014	5	14	6695	7.00	87	95635	3331	3364	49.75	50.25
8	21	2014	5	14	6695	7.00	88	95635	3274	3421	48.90	51.10
3	21	2014	6	14	6685	6.99	89	95635	3186	3499	47.66	52.34
9	18	2014	5	14	6684	6.99	90	95635	3199	3485	47.86	52.14
8	8	2014	6	13	6679	6.98	91	95635	3286	3393	49.20	50.80
8	22	2014	6	13	6674	6.98	92	95635	3303	3371	49.49	50.51
1	20	2014	2	14	6669	6.97	93	95635	3302	3367	49.51	50.49

MO	DY	YR	DAY OF WK	HR	HR VOL	PERCENT OF AADT	HOUR NUMBER	AADT	NORTH VOLUME	SOUTH VOLUME	PERCENT NORTH IS OF TOTAL VOLUME	PERCENT SOUTH IS OF TOTAL VOLUME
5	31	2014	7	14	6669	6.97	94	95635	3272	3397	49.06	50.94
7	19	2014	7	14	6669	6.97	95	95635	3422	3247	51.31	48.69
4	26	2014	7	17	6665	6.97	96	95635	3293	3372	49.41	50.59
8	22	2014	6	14	6664	6.97	97	95635	3282	3382	49.25	50.75
9	26	2014	6	14	6663	6.97	98	95635	3260	3403	48.93	51.07
7	12	2014	7	15	6662	6.97	99	95635	3273	3389	49.13	50.87
8	23	2014	7	15	6662	6.97	100	95635	3231	3431	48.50	51.50
11	26	2014	4	13	6661	6.97	101	95635	3352	3309	50.32	49.68
8	23	2014	7	16	6660	6.96	102	95635	3129	3531	46.98	53.02
1	17	2014	6	14	6658	6.96	103	95635	3185	3473	47.84	52.16
11	27	2014	5	13	6657	6.96	104	95635	3255	3402	48.90	51.10
1	31	2014	6	14	6654	6.96	105	95635	3192	3462	47.97	52.03
7	26	2014	7	17	6653	6.96	106	95635	3297	3356	49.56	50.44
5	10	2014	7	17	6651	6.95	107	95635	3177	3474	47.77	52.23
9	13	2014	7	19	6645	6.95	108	95635	3400	3245	51.17	48.83
12	5	2014	6	14	6643	6.95	109	95635	3331	3312	50.14	49.86
5	17	2014	7	14	6641	6.94	110	95635	3352	3289	50.47	49.53
5	16	2014	6	14	6639	6.94	111	95635	3222	3417	48.53	51.47
9	4	2014	5	14	6639	6.94	112	95635	3327	3312	50.11	49.89
8	2	2014	7	13	6637	6.94	113	95635	3376	3261	50.87	49.13
3	7	2014	6	14	6636	6.94	114	95635	3152	3484	47.50	52.50
7	11	2014	6	14	6636	6.94	115	95635	3189	3447	48.06	51.94
4	26	2014	7	16	6632	6.93	116	95635	3203	3429	48.30	51.70
7	31	2014	5	14	6630	6.93	117	95635	3324	3306	50.14	49.86
12	24	2014	4	14	6629	6.93	118	95635	3143	3486	47.41	52.59
1	25	2014	7	15	6626	6.93	119	95635	3273	3353	49.40	50.60
6	13	2014	6	14	6621	6.92	120	95635	3290	3331	49.69	50.31
1	17	2014	6	15	6618	6.92	121	95635	3199	3419	48.34	51.66
12	6	2014	7	15	6618	6.92	122	95635	3088	3530	46.66	53.34
7	3	2014	5	14	6614	6.92	123	95635	3227	3387	48.79	51.21
7	19	2014	7	16	6614	6.92	124	95635	3335	3279	50.42	49.58
8	6	2014	4	14	6611	6.91	125	95635	3295	3316	49.84	50.16
9	6	2014	7	15	6608	6.91	126	95635	3271	3337	49.50	50.50
7	19	2014	7	15	6606	6.91	127	95635	3399	3207	51.45	48.55
8	23	2014	7	17	6605	6.91	128	95635	3205	3400	48.52	51.48
12	13	2014	7	13	6605	6.91	129	95635	3437	3168	52.04	47.96
10	3	2014	6	14	6604	6.91	130	95635	3275	3329	49.59	50.41
6	14	2014	7	17	6602	6.90	131	95635	3052	3550	46.23	53.77
9	6	2014	7	12	6601	6.90	132	95635	2994	3607	45.36	54.64
11	22	2014	7	15	6601	6.90	133	95635	3315	3286	50.22	49.78
12	23	2014	3	14	6598	6.90	134	95635	3361	3237	50.94	49.06

MO	DY	YR	DAY OF WK	HR	HR VOL	PERCENT OF AADT	HOUR NUMBER	AADT	NORTH VOLUME	SOUTH VOLUME	PERCENT NORTH IS OF TOTAL VOLUME	PERCENT SOUTH IS OF TOTAL VOLUME
8	7	2014	5	15	6597	6.90	135	95635	3326	3271	50.42	49.58
9	21	2014	1	13	6597	6.90	136	95635	3160	3437	47.90	52.10
7	30	2014	4	14	6595	6.90	137	95635	3223	3372	48.87	51.13
8	6	2014	4	15	6595	6.90	138	95635	3341	3254	50.66	49.34
1	11	2014	7	13	6594	6.89	139	95635	3345	3249	50.73	49.27
6	21	2014	7	17	6591	6.89	140	95635	3254	3337	49.37	50.63
8	14	2014	5	14	6591	6.89	141	95635	3262	3329	49.49	50.51
2	21	2014	6	14	6589	6.89	142	95635	3092	3497	46.93	53.07
3	15	2014	7	13	6589	6.89	143	95635	3562	3027	54.06	45.94
5	2	2014	6	14	6589	6.89	144	95635	3337	3252	50.65	49.35
1	20	2014	2	15	6588	6.89	145	95635	3119	3469	47.34	52.66
6	14	2014	7	16	6587	6.89	146	95635	3023	3564	45.89	54.11
1	10	2014	6	14	6586	6.89	147	95635	3060	3526	46.46	53.54
1	18	2014	7	13	6586	6.89	148	95635	3546	3040	53.84	46.16
9	12	2014	6	14	6586	6.89	149	95635	3419	3167	51.91	48.09
6	20	2014	6	14	6584	6.88	150	95635	3277	3307	49.77	50.23
7	10	2014	5	15	6584	6.88	151	95635	3309	3275	50.26	49.74
8	28	2014	5	13	6583	6.88	152	95635	3599	2984	54.67	45.33
11	22	2014	7	16	6582	6.88	153	95635	3210	3372	48.77	51.23
7	12	2014	7	13	6581	6.88	154	95635	3373	3208	51.25	48.75
6	26	2014	5	14	6580	6.88	155	95635	3277	3303	49.80	50.20
6	6	2014	6	15	6577	6.88	156	95635	3368	3209	51.21	48.79
11	8	2014	7	14	6576	6.88	157	95635	3298	3278	50.15	49.85
9	6	2014	7	14	6574	6.87	158	95635	3261	3313	49.60	50.40
10	25	2014	7	13	6574	6.87	159	95635	3555	3019	54.08	45.92
9	17	2014	4	14	6570	6.87	160	95635	3102	3468	47.21	52.79
12	13	2014	7	18	6570	6.87	161	95635	3355	3215	51.07	48.93
9	15	2014	2	14	6569	6.87	162	95635	3118	3451	47.47	52.53
12	13	2014	7	16	6569	6.87	163	95635	3264	3305	49.69	50.31
8	7	2014	5	14	6567	6.87	164	95635	3299	3268	50.24	49.76
8	9	2014	7	18	6566	6.87	165	95635	3339	3227	50.85	49.15
8	2	2014	7	15	6565	6.86	166	95635	3220	3345	49.05	50.95
9	20	2014	7	19	6565	6.86	167	95635	3375	3190	51.41	48.59
9	19	2014	6	13	6564	6.86	168	95635	3085	3479	47.00	53.00
5	31	2014	7	15	6563	6.86	169	95635	3320	3243	50.59	49.41
9	11	2014	5	14	6562	6.86	170	95635	3114	3448	47.46	52.54
4	13	2014	1	17	6560	6.86	171	95635	3380	3180	51.52	48.48
10	10	2014	6	13	6560	6.86	172	95635	3334	3226	50.82	49.18
10	25	2014	7	18	6559	6.86	173	95635	3384	3175	51.59	48.41
9	2	2014	3	14	6557	6.86	174	95635	3272	3285	49.90	50.10
5	10	2014	7	16	6555	6.85	175	95635	3199	3356	48.80	51.20

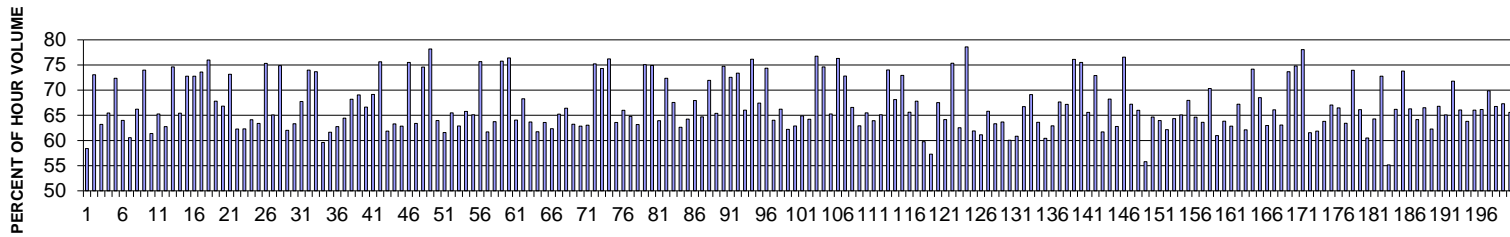
MO	DY	YR	DAY OF WK	HR	HR VOL	PERCENT OF AADT	HOUR NUMBER	AADT	NORTH VOLUME	SOUTH VOLUME	PERCENT NORTH IS OF TOTAL VOLUME	PERCENT SOUTH IS OF TOTAL VOLUME
10	25	2014	7	15	6554	6.85	176	95635	3252	3302	49.62	50.38
1	18	2014	7	15	6553	6.85	177	95635	3210	3343	48.99	51.01
7	15	2014	3	14	6553	6.85	178	95635	3241	3312	49.46	50.54
5	11	2014	1	14	6550	6.85	179	95635	3436	3114	52.46	47.54
4	10	2014	5	14	6547	6.85	180	95635	3015	3532	46.05	53.95
7	19	2014	7	12	6546	6.84	181	95635	3534	3012	53.99	46.01
10	25	2014	7	17	6546	6.84	182	95635	3440	3106	52.55	47.45
8	1	2014	6	13	6545	6.84	183	95635	3284	3261	50.18	49.82
7	24	2014	5	14	6544	6.84	184	95635	3273	3271	50.02	49.98
8	21	2014	5	15	6543	6.84	185	95635	3276	3267	50.07	49.93
12	6	2014	7	18	6543	6.84	186	95635	3351	3192	51.22	48.78
5	10	2014	7	13	6542	6.84	187	95635	3399	3143	51.96	48.04
5	27	2014	3	13	6540	6.84	188	95635	3325	3215	50.84	49.16
7	9	2014	4	14	6540	6.84	189	95635	3251	3289	49.71	50.29
9	7	2014	1	14	6539	6.84	190	95635	3291	3248	50.33	49.67
6	21	2014	7	15	6535	6.83	191	95635	3124	3411	47.80	52.20
4	26	2014	7	13	6534	6.83	192	95635	3497	3037	53.52	46.48
5	31	2014	7	13	6533	6.83	193	95635	3436	3097	52.59	47.41
4	12	2014	7	12	6531	6.83	194	95635	3250	3281	49.76	50.24
5	17	2014	7	15	6531	6.83	195	95635	3204	3327	49.06	50.94
9	20	2014	7	11	6530	6.83	196	95635	3057	3473	46.81	53.19
9	6	2014	7	11	6529	6.83	197	95635	3133	3396	47.99	52.01
8	13	2014	4	15	6526	6.82	198	95635	3227	3299	49.45	50.55
11	8	2014	7	18	6525	6.82	199	95635	3318	3207	50.85	49.15
3	1	2014	7	17	6522	6.82	200	95635	3254	3268	49.89	50.11

**SR 395 MP 163.69 SPOKANE/PARKSMITH ADC SITE R114
K FOR PEAK 200 HOURS OF 2014**



AADT= 10947 K 30 FACTOR= 11.36 K 100 FACTOR= 10.81 K 200 FACTOR= 10.30 D 30 FACTOR= 63.34

**SR 395 MP 163.69 SPOKANE/PARKSMITH ADC SITE R113
D % IN THE PEAK 200 HOURS OF 2014**



MO	DY	YR	DAY OF WK	HR	HR VOL	PERCENT OF AADT	HOUR NUMBER	AADT	NORTH VOLUME	SOUTH VOLUME	PERCENT NORTH IS OF TOTAL VOLUME	PERCENT SOUTH IS OF TOTAL VOLUME
9	5	2014	6	17	1346	12.30	1	10947	786	560	58.40	41.60
10	1	2014	4	8	1324	12.09	2	10947	357	967	26.96	73.04
10	2	2014	5	17	1323	12.09	3	10947	836	487	63.19	36.81
9	25	2014	5	17	1314	12.00	4	10947	860	454	65.45	34.55
10	6	2014	2	8	1303	11.90	5	10947	360	943	27.63	72.37
9	4	2014	5	17	1300	11.88	6	10947	832	468	64.00	36.00
9	25	2014	5	18	1298	11.86	7	10947	786	512	60.55	39.45
9	24	2014	4	18	1297	11.85	8	10947	859	438	66.23	33.77
9	30	2014	3	8	1292	11.80	9	10947	336	956	26.01	73.99
9	12	2014	6	17	1290	11.78	10	10947	792	498	61.40	38.60
10	1	2014	4	18	1287	11.76	11	10947	840	447	65.27	34.73

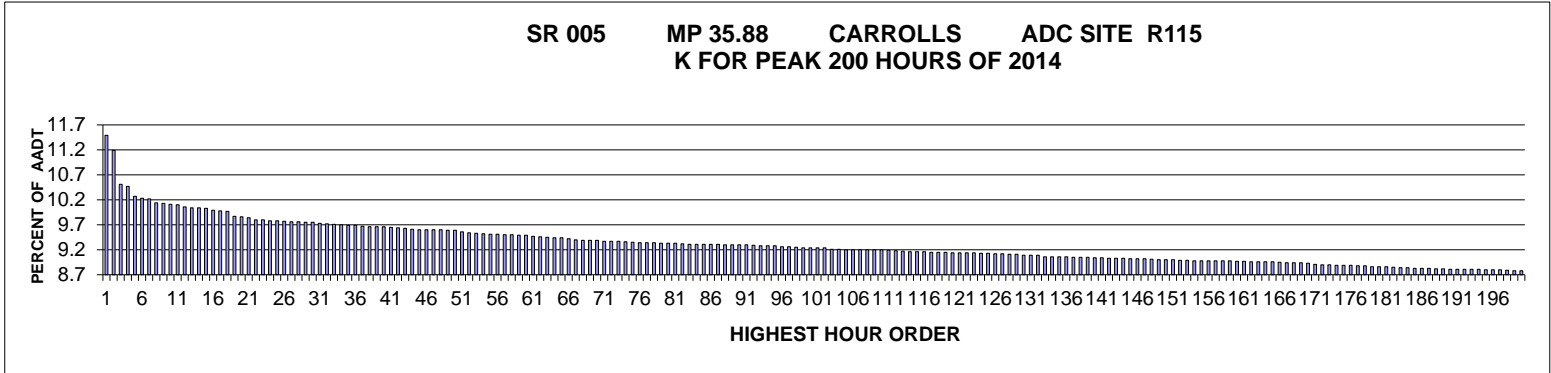
MO	DY	YR	DAY OF WK	HR	HR VOL	PERCENT OF AADT	HOUR NUMBER	AADT	NORTH VOLUME	SOUTH VOLUME	PERCENT NORTH IS OF TOTAL VOLUME	PERCENT SOUTH IS OF TOTAL VOLUME
8	20	2014	4	17	1286	11.75	12	10947	807	479	62.75	37.25
9	29	2014	2	8	1284	11.73	13	10947	326	958	25.39	74.61
9	17	2014	4	18	1276	11.66	14	10947	835	441	65.44	34.56
9	24	2014	4	8	1275	11.65	15	10947	347	928	27.22	72.78
10	8	2014	4	8	1275	11.65	16	10947	347	928	27.22	72.78
9	25	2014	5	8	1272	11.62	17	10947	336	936	26.42	73.58
10	22	2014	4	8	1270	11.60	18	10947	305	965	24.02	75.98
9	4	2014	5	18	1268	11.58	19	10947	860	408	67.82	32.18
8	28	2014	5	17	1263	11.54	20	10947	844	419	66.83	33.17
10	7	2014	3	8	1262	11.53	21	10947	339	923	26.86	73.14
9	9	2014	3	17	1259	11.50	22	10947	784	475	62.27	37.73
10	3	2014	6	17	1258	11.49	23	10947	784	474	62.32	37.68
10	9	2014	5	18	1254	11.46	24	10947	804	450	64.11	35.89
10	9	2014	5	17	1248	11.40	25	10947	791	457	63.38	36.62
10	14	2014	3	8	1248	11.40	26	10947	308	940	24.68	75.32
9	24	2014	4	17	1246	11.38	27	10947	811	435	65.09	34.91
10	2	2014	5	8	1246	11.38	28	10947	313	933	25.12	74.88
9	26	2014	6	17	1245	11.37	29	10947	772	473	62.01	37.99
9	18	2014	5	17	1244	11.36	30	10947	788	456	63.34	36.66
10	16	2014	5	18	1243	11.35	31	10947	842	401	67.74	32.26
9	22	2014	2	8	1242	11.35	32	10947	323	919	26.01	73.99
10	16	2014	5	8	1242	11.35	33	10947	327	915	26.33	73.67
10	10	2014	6	17	1240	11.33	34	10947	739	501	59.60	40.40
9	10	2014	4	17	1238	11.31	35	10947	763	475	61.63	38.37
9	11	2014	5	18	1238	11.31	36	10947	777	461	62.76	37.24
8	26	2014	3	18	1237	11.30	37	10947	797	440	64.43	35.57
8	6	2014	4	18	1236	11.29	38	10947	843	393	68.20	31.80
9	3	2014	4	18	1234	11.27	39	10947	852	382	69.04	30.96
10	7	2014	3	18	1232	11.25	40	10947	821	411	66.64	33.36
9	23	2014	3	18	1231	11.25	41	10947	851	380	69.13	30.87
10	21	2014	3	8	1231	11.25	42	10947	300	931	24.37	75.63
10	3	2014	6	18	1227	11.21	43	10947	759	468	61.86	38.14
9	10	2014	4	18	1226	11.20	44	10947	776	450	63.30	36.70
10	24	2014	6	17	1225	11.19	45	10947	770	455	62.86	37.14
10	27	2014	2	8	1225	11.19	46	10947	300	925	24.49	75.51
6	5	2014	5	18	1224	11.18	47	10947	776	448	63.40	36.60
10	13	2014	2	8	1223	11.17	48	10947	311	912	25.43	74.57
11	17	2014	2	8	1223	11.17	49	10947	267	956	21.83	78.17
8	7	2014	5	18	1221	11.15	50	10947	781	440	63.96	36.04
10	16	2014	5	17	1221	11.15	51	10947	752	469	61.59	38.41
10	2	2014	5	18	1220	11.14	52	10947	799	421	65.49	34.51

MO	DY	YR	DAY OF WK	HR	HR VOL	PERCENT OF AADT	HOUR NUMBER	AADT	NORTH VOLUME	SOUTH VOLUME	PERCENT NORTH IS OF TOTAL VOLUME	PERCENT SOUTH IS OF TOTAL VOLUME
10	17	2014	6	17	1220	11.14	53	10947	767	453	62.87	37.13
8	22	2014	6	17	1219	11.14	54	10947	802	417	65.79	34.21
9	2	2014	3	17	1218	11.13	55	10947	793	425	65.11	34.89
9	23	2014	3	8	1216	11.11	56	10947	296	920	24.34	75.66
9	19	2014	6	17	1214	11.09	57	10947	749	465	61.70	38.30
10	6	2014	2	17	1213	11.08	58	10947	773	440	63.73	36.27
11	12	2014	4	8	1213	11.08	59	10947	294	919	24.24	75.76
11	19	2014	4	8	1211	11.06	60	10947	286	925	23.62	76.38
9	5	2014	6	18	1210	11.05	61	10947	775	435	64.05	35.95
9	26	2014	6	18	1208	11.03	62	10947	825	383	68.29	31.71
10	22	2014	4	18	1206	11.02	63	10947	768	438	63.68	36.32
5	30	2014	6	17	1205	11.01	64	10947	744	461	61.74	38.26
8	28	2014	5	18	1205	11.01	65	10947	766	439	63.57	36.43
8	13	2014	4	17	1203	10.99	66	10947	750	453	62.34	37.66
9	30	2014	3	17	1203	10.99	67	10947	785	418	65.25	34.75
10	8	2014	4	18	1203	10.99	68	10947	799	404	66.42	33.58
9	29	2014	2	17	1202	10.98	69	10947	760	442	63.23	36.77
8	21	2014	5	17	1201	10.97	70	10947	755	446	62.86	37.14
8	26	2014	3	17	1199	10.95	71	10947	756	443	63.05	36.95
10	15	2014	4	8	1199	10.95	72	10947	297	902	24.77	75.23
11	5	2014	4	8	1199	10.95	73	10947	308	891	25.69	74.31
12	2	2014	3	8	1198	10.94	74	10947	285	913	23.79	76.21
9	9	2014	3	18	1197	10.93	75	10947	761	436	63.58	36.42
9	29	2014	2	18	1197	10.93	76	10947	790	407	66.00	34.00
8	27	2014	4	17	1196	10.93	77	10947	775	421	64.80	35.20
9	16	2014	3	17	1195	10.92	78	10947	755	440	63.18	36.82
10	9	2014	5	8	1195	10.92	79	10947	298	897	24.94	75.06
10	20	2014	2	8	1195	10.92	80	10947	300	895	25.10	74.90
10	23	2014	5	17	1195	10.92	81	10947	764	431	63.93	36.07
9	26	2014	6	8	1194	10.91	82	10947	330	864	27.64	72.36
8	27	2014	4	18	1193	10.90	83	10947	806	387	67.56	32.44
9	17	2014	4	17	1193	10.90	84	10947	747	446	62.62	37.38
9	22	2014	2	17	1192	10.89	85	10947	766	426	64.26	35.74
9	16	2014	3	18	1191	10.88	86	10947	809	382	67.93	32.07
9	15	2014	2	17	1190	10.87	87	10947	770	420	64.71	35.29
9	17	2014	4	8	1190	10.87	88	10947	334	856	28.07	71.93
8	21	2014	5	18	1188	10.85	89	10947	777	411	65.40	34.60
9	18	2014	5	8	1187	10.84	90	10947	300	887	25.27	74.73
11	4	2014	3	8	1187	10.84	91	10947	326	861	27.46	72.54
9	10	2014	4	8	1186	10.83	92	10947	316	870	26.64	73.36
10	13	2014	2	18	1186	10.83	93	10947	783	403	66.02	33.98

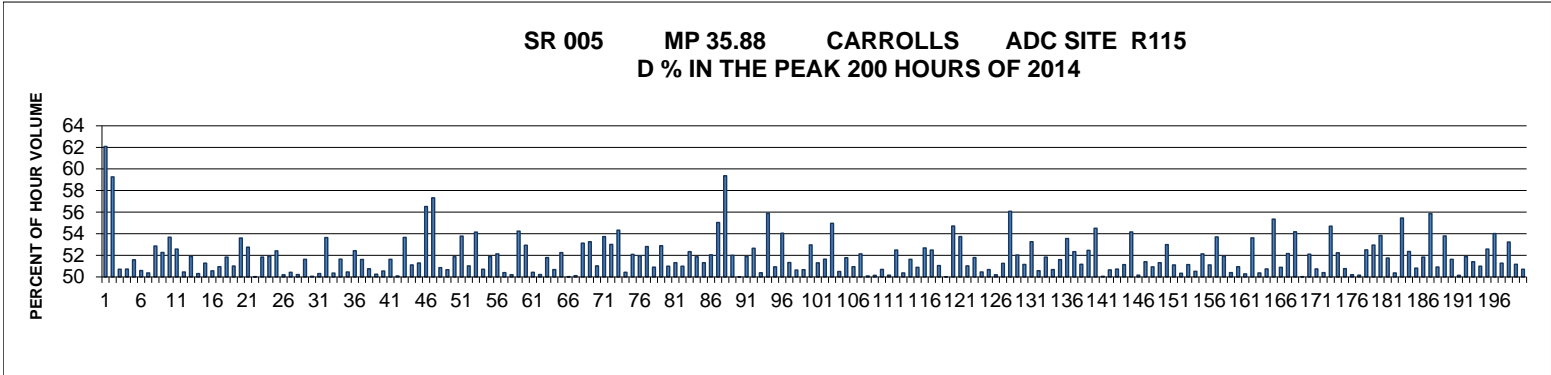
MO	DY	YR	DAY OF WK	HR	HR VOL	PERCENT OF AADT	HOUR NUMBER	AADT	NORTH VOLUME	SOUTH VOLUME	PERCENT NORTH IS OF TOTAL VOLUME	PERCENT SOUTH IS OF TOTAL VOLUME
10	28	2014	3	8	1186	10.83	94	10947	283	903	23.86	76.14
9	3	2014	4	17	1185	10.82	95	10947	799	386	67.43	32.57
11	6	2014	5	8	1185	10.82	96	10947	304	881	25.65	74.35
8	5	2014	3	17	1184	10.82	97	10947	758	426	64.02	35.98
11	5	2014	4	17	1184	10.82	98	10947	784	400	66.22	33.78
8	7	2014	5	17	1183	10.81	99	10947	736	447	62.21	37.79
10	1	2014	4	17	1183	10.81	100	10947	744	439	62.89	37.11
8	25	2014	2	18	1182	10.80	101	10947	767	415	64.89	35.11
10	29	2014	4	17	1182	10.80	102	10947	759	423	64.21	35.79
11	18	2014	3	8	1182	10.80	103	10947	275	907	23.27	76.73
10	23	2014	5	8	1181	10.79	104	10947	300	881	25.40	74.60
10	27	2014	2	17	1181	10.79	105	10947	771	410	65.28	34.72
11	3	2014	2	8	1181	10.79	106	10947	280	901	23.71	76.29
9	16	2014	3	8	1180	10.78	107	10947	321	859	27.20	72.80
8	6	2014	4	17	1179	10.77	108	10947	785	394	66.58	33.42
8	19	2014	3	17	1179	10.77	109	10947	742	437	62.93	37.07
9	8	2014	2	18	1179	10.77	110	10947	772	407	65.48	34.52
9	19	2014	6	18	1178	10.76	111	10947	753	425	63.92	36.08
10	22	2014	4	17	1178	10.76	112	10947	767	411	65.11	34.89
9	8	2014	2	8	1177	10.75	113	10947	306	871	26.00	74.00
9	22	2014	2	18	1177	10.75	114	10947	802	375	68.14	31.86
9	4	2014	5	8	1175	10.73	115	10947	318	857	27.06	72.94
9	23	2014	3	17	1175	10.73	116	10947	771	404	65.62	34.38
10	6	2014	2	18	1174	10.72	117	10947	796	378	67.80	32.20
8	29	2014	6	17	1173	10.72	118	10947	701	472	59.76	40.24
9	26	2014	6	16	1173	10.72	119	10947	672	501	57.29	42.71
10	21	2014	3	18	1173	10.72	120	10947	792	381	67.52	32.48
9	8	2014	2	17	1172	10.71	121	10947	752	420	64.16	35.84
10	29	2014	4	8	1172	10.71	122	10947	289	883	24.66	75.34
11	14	2014	6	17	1172	10.71	123	10947	733	439	62.54	37.46
12	1	2014	2	8	1172	10.71	124	10947	251	921	21.42	78.58
6	25	2014	4	17	1171	10.70	125	10947	725	446	61.91	38.09
8	8	2014	6	17	1171	10.70	126	10947	716	455	61.14	38.86
8	14	2014	5	17	1170	10.69	127	10947	770	400	65.81	34.19
10	31	2014	6	17	1170	10.69	128	10947	741	429	63.33	36.67
11	7	2014	6	17	1170	10.69	129	10947	745	425	63.68	36.32
6	6	2014	6	17	1169	10.68	130	10947	702	467	60.05	39.95
9	11	2014	5	17	1167	10.66	131	10947	710	457	60.84	39.16
10	14	2014	3	18	1166	10.65	132	10947	778	388	66.72	33.28
8	15	2014	6	18	1165	10.64	133	10947	805	360	69.10	30.90
8	25	2014	2	17	1165	10.64	134	10947	741	424	63.61	36.39

MO	DY	YR	DAY OF WK	HR	HR VOL	PERCENT OF AADT	HOUR NUMBER	AADT	NORTH VOLUME	SOUTH VOLUME	PERCENT NORTH IS OF TOTAL VOLUME	PERCENT SOUTH IS OF TOTAL VOLUME
9	12	2014	6	18	1165	10.64	135	10947	704	461	60.43	39.57
10	8	2014	4	17	1165	10.64	136	10947	733	432	62.92	37.08
11	19	2014	4	18	1165	10.64	137	10947	788	377	67.64	32.36
9	15	2014	2	18	1164	10.63	138	10947	782	382	67.18	32.82
12	3	2014	4	8	1164	10.63	139	10947	278	886	23.88	76.12
11	13	2014	5	8	1163	10.62	140	10947	285	878	24.51	75.49
10	20	2014	2	17	1162	10.61	141	10947	762	400	65.58	34.42
11	7	2014	6	8	1162	10.61	142	10947	315	847	27.11	72.89
11	19	2014	4	17	1162	10.61	143	10947	717	445	61.70	38.30
9	2	2014	3	18	1161	10.61	144	10947	792	369	68.22	31.78
11	18	2014	3	17	1161	10.61	145	10947	729	432	62.79	37.21
11	24	2014	2	8	1160	10.60	146	10947	272	888	23.45	76.55
9	18	2014	5	18	1159	10.59	147	10947	779	380	67.21	32.79
10	14	2014	3	17	1159	10.59	148	10947	765	394	66.01	33.99
9	19	2014	6	16	1158	10.58	149	10947	646	512	55.79	44.21
10	7	2014	3	17	1157	10.57	150	10947	748	409	64.65	35.35
10	10	2014	6	18	1157	10.57	151	10947	740	417	63.96	36.04
12	12	2014	6	17	1157	10.57	152	10947	719	438	62.14	37.86
10	17	2014	6	18	1155	10.55	153	10947	743	412	64.33	35.67
6	9	2014	2	18	1154	10.54	154	10947	751	403	65.08	34.92
8	13	2014	4	18	1152	10.52	155	10947	783	369	67.97	32.03
5	8	2014	5	17	1151	10.51	156	10947	744	407	64.64	35.36
8	18	2014	2	18	1149	10.50	157	10947	731	418	63.62	36.38
9	19	2014	6	8	1149	10.50	158	10947	341	808	29.68	70.32
6	19	2014	5	17	1148	10.49	159	10947	700	448	60.98	39.02
10	30	2014	5	17	1148	10.49	160	10947	733	415	63.85	36.15
8	1	2014	6	18	1147	10.48	161	10947	721	426	62.86	37.14
10	15	2014	4	18	1147	10.48	162	10947	771	376	67.22	32.78
6	25	2014	4	18	1146	10.47	163	10947	712	434	62.13	37.87
10	17	2014	6	8	1146	10.47	164	10947	296	850	25.83	74.17
12	3	2014	4	17	1146	10.47	165	10947	785	361	68.50	31.50
5	15	2014	5	17	1145	10.46	166	10947	721	424	62.97	37.03
8	11	2014	2	18	1144	10.45	167	10947	756	388	66.08	33.92
4	29	2014	3	18	1143	10.44	168	10947	721	422	63.08	36.92
8	28	2014	5	8	1143	10.44	169	10947	301	842	26.33	73.67
10	3	2014	6	8	1143	10.44	170	10947	288	855	25.20	74.80
11	10	2014	2	8	1143	10.44	171	10947	251	892	21.96	78.04
6	12	2014	5	18	1142	10.43	172	10947	703	439	61.56	38.44
4	30	2014	4	17	1141	10.42	173	10947	706	435	61.88	38.12
8	8	2014	6	18	1141	10.42	174	10947	728	413	63.80	36.20
8	20	2014	4	18	1141	10.42	175	10947	765	376	67.05	32.95

MO	DY	YR	DAY OF WK	HR	HR VOL	PERCENT OF AADT	HOUR NUMBER	AADT	NORTH VOLUME	SOUTH VOLUME	PERCENT NORTH IS OF TOTAL VOLUME	PERCENT SOUTH IS OF TOTAL VOLUME
6	11	2014	4	17	1140	10.41	176	10947	758	382	66.49	33.51
8	14	2014	5	18	1140	10.41	177	10947	723	417	63.42	36.58
9	9	2014	3	8	1140	10.41	178	10947	297	843	26.05	73.95
11	13	2014	5	17	1139	10.40	179	10947	753	386	66.11	33.89
5	2	2014	6	17	1137	10.39	180	10947	688	449	60.51	39.49
5	20	2014	3	17	1137	10.39	181	10947	731	406	64.29	35.71
9	3	2014	4	8	1135	10.37	182	10947	309	826	27.22	72.78
9	12	2014	6	16	1135	10.37	183	10947	626	509	55.15	44.85
6	11	2014	4	18	1133	10.35	184	10947	750	383	66.20	33.80
10	24	2014	6	8	1133	10.35	185	10947	297	836	26.21	73.79
11	3	2014	2	17	1133	10.35	186	10947	751	382	66.28	33.72
12	2	2014	3	17	1133	10.35	187	10947	727	406	64.17	35.83
8	5	2014	3	18	1132	10.34	188	10947	753	379	66.52	33.48
8	29	2014	6	18	1132	10.34	189	10947	705	427	62.28	37.72
11	17	2014	2	17	1132	10.34	190	10947	756	376	66.78	33.22
6	24	2014	3	18	1131	10.33	191	10947	736	395	65.08	34.92
9	2	2014	3	8	1131	10.33	192	10947	319	812	28.21	71.79
10	28	2014	3	17	1131	10.33	193	10947	747	384	66.05	33.95
5	29	2014	5	18	1130	10.32	194	10947	721	409	63.81	36.19
11	6	2014	5	18	1130	10.32	195	10947	746	384	66.02	33.98
8	12	2014	3	17	1129	10.31	196	10947	747	382	66.16	33.84
8	19	2014	3	18	1129	10.31	197	10947	789	340	69.88	30.12
6	10	2014	3	18	1128	10.30	198	10947	753	375	66.76	33.24
8	12	2014	3	18	1128	10.30	199	10947	759	369	67.29	32.71
11	12	2014	4	17	1128	10.30	200	10947	740	388	65.60	34.40



AADT= 62546 K 30 FACTOR= 9.75 K 100 FACTOR= 9.24 K 200 FACTOR= 8.78 D 30 FACTOR= 50.06



MO	DY	YR	DAY OF WK	HR	HR VOL	PERCENT OF AADT	HOUR NUMBER	AADT	NORTH VOLUME	SOUTH VOLUME	PERCENT NORTH IS OF TOTAL VOLUME	PERCENT SOUTH IS OF TOTAL VOLUME
7	6	2014	1	16	7185	11.49	1	62546	2724	4461	37.91	62.09
8	8	2014	6	15	7000	11.19	2	62546	4149	2851	59.27	40.73
11	30	2014	1	15	6574	10.51	3	62546	3334	3240	50.71	49.29
8	17	2014	1	15	6546	10.47	4	62546	3320	3226	50.72	49.28
8	24	2014	1	15	6425	10.27	5	62546	3111	3314	48.42	51.58
8	17	2014	1	16	6398	10.23	6	62546	3161	3237	49.41	50.59
8	10	2014	1	15	6393	10.22	7	62546	3173	3220	49.63	50.37
8	10	2014	1	16	6344	10.14	8	62546	2991	3353	47.15	52.85
7	27	2014	1	15	6334	10.13	9	62546	3024	3310	47.74	52.26
7	6	2014	1	14	6324	10.11	10	62546	2930	3394	46.33	53.67
7	27	2014	1	16	6316	10.10	11	62546	2995	3321	47.42	52.58

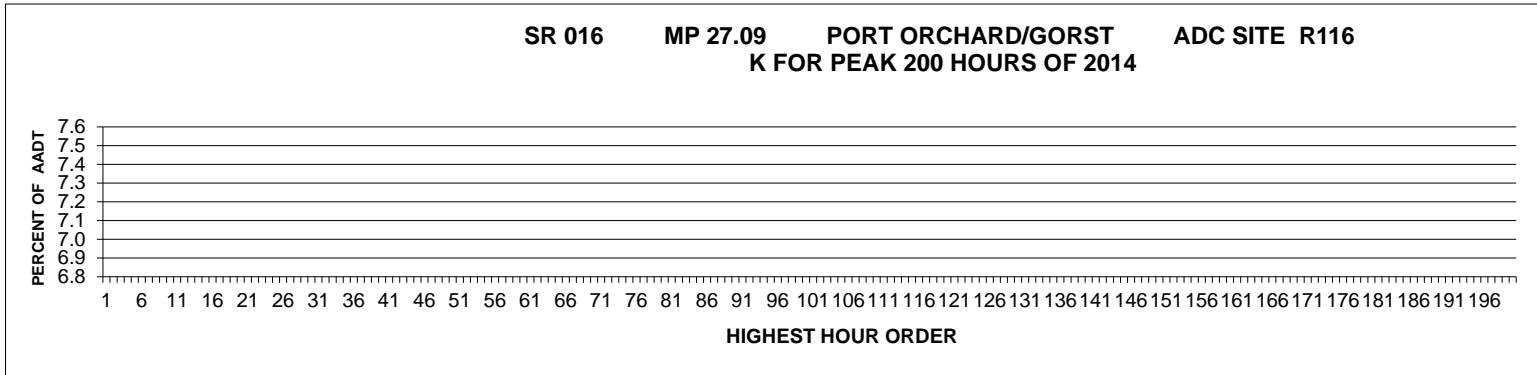
MO	DY	YR	DAY OF WK	HR	HR VOL	PERCENT OF AADT	HOUR NUMBER	AADT	NORTH VOLUME	SOUTH VOLUME	PERCENT NORTH IS OF TOTAL VOLUME	PERCENT SOUTH IS OF TOTAL VOLUME
8	24	2014	1	16	6293	10.06	12	62546	3118	3175	49.55	50.45
8	10	2014	1	13	6282	10.04	13	62546	3260	3022	51.89	48.11
11	30	2014	1	14	6280	10.04	14	62546	3121	3159	49.70	50.30
11	30	2014	1	16	6273	10.03	15	62546	3057	3216	48.73	51.27
8	17	2014	1	14	6247	9.99	16	62546	3158	3089	50.55	49.45
8	15	2014	6	16	6243	9.98	17	62546	3180	3063	50.94	49.06
8	22	2014	6	16	6236	9.97	18	62546	3003	3233	48.16	51.84
8	10	2014	1	18	6171	9.87	19	62546	3024	3147	49.00	51.00
11	30	2014	1	17	6168	9.86	20	62546	2862	3306	46.40	53.60
7	6	2014	1	13	6157	9.84	21	62546	2909	3248	47.25	52.75
8	29	2014	6	16	6132	9.80	22	62546	3067	3065	50.02	49.98
8	29	2014	6	15	6127	9.80	23	62546	3176	2951	51.84	48.16
8	17	2014	1	17	6120	9.78	24	62546	2943	3177	48.09	51.91
12	26	2014	6	13	6117	9.78	25	62546	2911	3206	47.59	52.41
8	22	2014	6	15	6109	9.77	26	62546	3066	3043	50.19	49.81
8	10	2014	1	17	6105	9.76	27	62546	3027	3078	49.58	50.42
7	20	2014	1	15	6102	9.76	28	62546	3064	3038	50.21	49.79
5	23	2014	6	17	6097	9.75	29	62546	2949	3148	48.37	51.63
8	24	2014	1	17	6097	9.75	30	62546	3052	3045	50.06	49.94
8	10	2014	1	14	6084	9.73	31	62546	3061	3023	50.31	49.69
7	20	2014	1	17	6081	9.72	32	62546	2819	3262	46.36	53.64
8	24	2014	1	13	6076	9.71	33	62546	3059	3017	50.35	49.65
11	26	2014	4	15	6069	9.70	34	62546	2935	3134	48.36	51.64
7	27	2014	1	14	6063	9.69	35	62546	3059	3004	50.45	49.55
7	11	2014	6	16	6060	9.69	36	62546	2883	3177	47.57	52.43
7	20	2014	1	16	6051	9.67	37	62546	2928	3123	48.39	51.61
8	8	2014	6	16	6045	9.66	38	62546	3068	2977	50.75	49.25
8	17	2014	1	13	6043	9.66	39	62546	3036	3007	50.24	49.76
7	27	2014	1	17	6039	9.66	40	62546	2987	3052	49.46	50.54
7	27	2014	1	13	6033	9.65	41	62546	3115	2918	51.63	48.37
8	15	2014	6	15	6028	9.64	42	62546	3019	3009	50.08	49.92
8	22	2014	6	17	6021	9.63	43	62546	2791	3230	46.35	53.65
8	3	2014	1	16	6009	9.61	44	62546	2938	3071	48.89	51.11
8	15	2014	6	14	6005	9.60	45	62546	3080	2925	51.29	48.71
11	27	2014	5	11	6005	9.60	46	62546	3394	2611	56.52	43.48
7	6	2014	1	17	6003	9.60	47	62546	2562	3441	42.68	57.32
8	16	2014	7	12	6002	9.60	48	62546	3052	2950	50.85	49.15
5	23	2014	6	16	5999	9.59	49	62546	2960	3039	49.34	50.66
12	27	2014	7	15	5999	9.59	50	62546	2888	3111	48.14	51.86
8	3	2014	1	15	5982	9.56	51	62546	2765	3217	46.22	53.78
8	17	2014	1	18	5964	9.54	52	62546	2922	3042	48.99	51.01

MO	DY	YR	DAY OF WK	HR	HR VOL	PERCENT OF AADT	HOUR NUMBER	AADT	NORTH VOLUME	SOUTH VOLUME	PERCENT NORTH IS OF TOTAL VOLUME	PERCENT SOUTH IS OF TOTAL VOLUME
11	27	2014	5	12	5960	9.53	53	62546	3227	2733	54.14	45.86
11	29	2014	7	14	5957	9.52	54	62546	3021	2936	50.71	49.29
8	3	2014	1	14	5951	9.51	55	62546	2864	3087	48.13	51.87
7	18	2014	6	16	5947	9.51	56	62546	2847	3100	47.87	52.13
5	23	2014	6	18	5942	9.50	57	62546	2995	2947	50.40	49.60
8	15	2014	6	17	5942	9.50	58	62546	2959	2983	49.80	50.20
8	9	2014	7	15	5938	9.49	59	62546	3221	2717	54.24	45.76
8	24	2014	1	14	5936	9.49	60	62546	2794	3142	47.07	52.93
12	26	2014	6	12	5921	9.47	61	62546	2935	2986	49.57	50.43
6	22	2014	1	15	5916	9.46	62	62546	2945	2971	49.78	50.22
8	3	2014	1	17	5908	9.45	63	62546	2848	3060	48.21	51.79
7	25	2014	6	16	5904	9.44	64	62546	2912	2992	49.32	50.68
11	26	2014	4	14	5902	9.44	65	62546	2818	3084	47.75	52.25
12	27	2014	7	13	5891	9.42	66	62546	2947	2944	50.03	49.97
7	13	2014	1	18	5879	9.40	67	62546	2933	2946	49.89	50.11
9	1	2014	2	16	5874	9.39	68	62546	2753	3121	46.87	53.13
12	26	2014	6	14	5871	9.39	69	62546	2744	3127	46.74	53.26
8	1	2014	6	15	5870	9.39	70	62546	2995	2875	51.02	48.98
11	27	2014	5	13	5861	9.37	71	62546	2712	3149	46.27	53.73
6	13	2014	6	17	5860	9.37	72	62546	2754	3106	47.00	53.00
12	26	2014	6	15	5859	9.37	73	62546	2676	3183	45.67	54.33
8	22	2014	6	14	5857	9.36	74	62546	2953	2904	50.42	49.58
11	26	2014	4	13	5851	9.35	75	62546	2804	3047	47.92	52.08
7	6	2014	1	18	5844	9.34	76	62546	2808	3036	48.05	51.95
6	22	2014	1	14	5842	9.34	77	62546	2757	3085	47.19	52.81
8	24	2014	1	18	5841	9.34	78	62546	2868	2973	49.10	50.90
6	27	2014	6	16	5835	9.33	79	62546	2749	3086	47.11	52.89
7	18	2014	6	15	5834	9.33	80	62546	2859	2975	49.01	50.99
7	20	2014	1	14	5833	9.33	81	62546	2840	2993	48.69	51.31
8	15	2014	6	13	5828	9.32	82	62546	2971	2857	50.98	49.02
6	20	2014	6	16	5825	9.31	83	62546	2776	3049	47.66	52.34
7	20	2014	1	13	5823	9.31	84	62546	2803	3020	48.14	51.86
8	3	2014	1	13	5823	9.31	85	62546	2835	2988	48.69	51.31
8	29	2014	6	17	5821	9.31	86	62546	2792	3029	47.96	52.04
6	29	2014	1	16	5820	9.31	87	62546	3203	2617	55.03	44.97
2	28	2014	6	18	5819	9.30	88	62546	3455	2364	59.37	40.63
8	29	2014	6	14	5818	9.30	89	62546	3025	2793	51.99	48.01
7	3	2014	5	16	5817	9.30	90	62546	2909	2908	50.01	49.99
7	3	2014	5	15	5814	9.30	91	62546	3017	2797	51.89	48.11
6	13	2014	6	16	5812	9.29	92	62546	2752	3060	47.35	52.65
7	26	2014	7	12	5806	9.28	93	62546	2925	2881	50.38	49.62

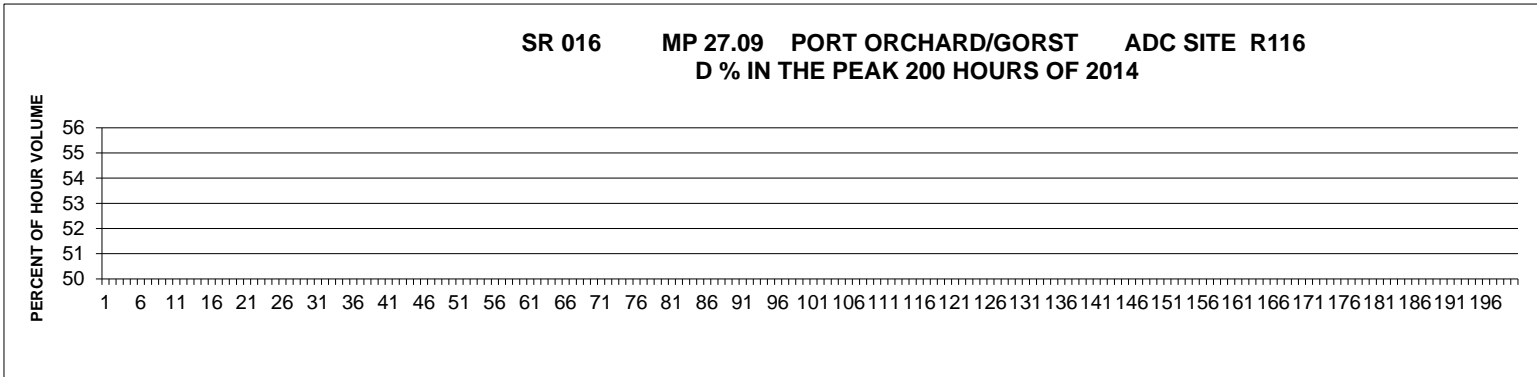
MO	DY	YR	DAY OF WK	HR	HR VOL	PERCENT OF AADT	HOUR NUMBER	AADT	NORTH VOLUME	SOUTH VOLUME	PERCENT NORTH IS OF TOTAL VOLUME	PERCENT SOUTH IS OF TOTAL VOLUME
4	18	2014	6	16	5805	9.28	94	62546	2560	3245	44.10	55.90
8	1	2014	6	16	5804	9.28	95	62546	2848	2956	49.07	50.93
7	20	2014	1	18	5790	9.26	96	62546	2661	3129	45.96	54.04
12	27	2014	7	12	5790	9.26	97	62546	2972	2818	51.33	48.67
5	24	2014	7	12	5787	9.25	98	62546	2857	2930	49.37	50.63
11	29	2014	7	13	5782	9.24	99	62546	2853	2929	49.34	50.66
8	29	2014	6	18	5780	9.24	100	62546	2719	3061	47.04	52.96
8	8	2014	6	18	5778	9.24	101	62546	2814	2964	48.70	51.30
8	23	2014	7	12	5777	9.24	102	62546	2794	2983	48.36	51.64
8	22	2014	6	18	5759	9.21	103	62546	2594	3165	45.04	54.96
7	27	2014	1	18	5758	9.21	104	62546	2850	2908	49.50	50.50
6	20	2014	6	15	5757	9.20	105	62546	2776	2981	48.22	51.78
7	18	2014	6	17	5756	9.20	106	62546	2824	2932	49.06	50.94
4	11	2014	6	16	5755	9.20	107	62546	2755	3000	47.87	52.13
8	1	2014	6	13	5755	9.20	108	62546	2873	2882	49.92	50.08
8	30	2014	7	12	5754	9.20	109	62546	2869	2885	49.86	50.14
7	25	2014	6	17	5753	9.20	110	62546	2837	2916	49.31	50.69
7	11	2014	6	15	5747	9.19	111	62546	2882	2865	50.15	49.85
7	25	2014	6	12	5741	9.18	112	62546	3013	2728	52.48	47.52
6	22	2014	1	13	5737	9.17	113	62546	2889	2848	50.36	49.64
7	3	2014	5	17	5730	9.16	114	62546	2958	2772	51.62	48.38
8	2	2014	7	12	5730	9.16	115	62546	2814	2916	49.11	50.89
8	1	2014	6	12	5727	9.16	116	62546	3017	2710	52.68	47.32
6	27	2014	6	15	5726	9.15	117	62546	2721	3005	47.52	52.48
8	8	2014	6	14	5725	9.15	118	62546	2922	2803	51.04	48.96
10	3	2014	6	15	5721	9.15	119	62546	2860	2861	49.99	50.01
7	27	2014	1	12	5719	9.14	120	62546	3129	2590	54.71	45.29
9	1	2014	2	14	5718	9.14	121	62546	2646	3072	46.27	53.73
4	25	2014	6	16	5717	9.14	122	62546	2801	2916	48.99	51.01
8	8	2014	6	17	5717	9.14	123	62546	2756	2961	48.21	51.79
6	13	2014	6	15	5709	9.13	124	62546	2829	2880	49.55	50.45
11	29	2014	7	15	5708	9.13	125	62546	2892	2816	50.67	49.33
9	5	2014	6	17	5706	9.12	126	62546	2843	2863	49.82	50.18
6	20	2014	6	17	5702	9.12	127	62546	2779	2923	48.74	51.26
12	26	2014	6	16	5699	9.11	128	62546	2503	3196	43.92	56.08
8	22	2014	6	12	5695	9.11	129	62546	2963	2732	52.03	47.97
8	17	2014	1	12	5685	9.09	130	62546	2908	2777	51.15	48.85
9	1	2014	2	17	5685	9.09	131	62546	2658	3027	46.75	53.25
12	27	2014	7	14	5683	9.09	132	62546	2809	2874	49.43	50.57
8	15	2014	6	18	5669	9.06	133	62546	2730	2939	48.16	51.84
8	16	2014	7	11	5668	9.06	134	62546	2872	2796	50.67	49.33

MO	DY	YR	DAY OF WK	HR	HR VOL	PERCENT OF AADT	HOUR NUMBER	AADT	NORTH VOLUME	SOUTH VOLUME	PERCENT NORTH IS OF TOTAL VOLUME	PERCENT SOUTH IS OF TOTAL VOLUME
6	29	2014	1	15	5667	9.06	135	62546	2924	2743	51.60	48.40
11	26	2014	4	12	5667	9.06	136	62546	3035	2632	53.56	46.44
8	15	2014	6	12	5662	9.05	137	62546	2963	2699	52.33	47.67
7	25	2014	6	13	5661	9.05	138	62546	2896	2765	51.16	48.84
8	30	2014	7	11	5661	9.05	139	62546	2969	2692	52.45	47.55
7	19	2014	7	15	5653	9.04	140	62546	3081	2572	54.50	45.50
8	22	2014	6	13	5653	9.04	141	62546	2830	2823	50.06	49.94
8	1	2014	6	14	5651	9.03	142	62546	2789	2862	49.35	50.65
9	12	2014	6	16	5651	9.03	143	62546	2785	2866	49.28	50.72
6	15	2014	1	14	5646	9.03	144	62546	2887	2759	51.13	48.87
6	22	2014	1	18	5643	9.02	145	62546	3056	2587	54.16	45.84
7	25	2014	6	15	5642	9.02	146	62546	2830	2812	50.16	49.84
12	24	2014	4	14	5641	9.02	147	62546	2741	2900	48.59	51.41
7	25	2014	6	18	5635	9.01	148	62546	2765	2870	49.07	50.93
9	1	2014	2	13	5629	9.00	149	62546	2740	2889	48.68	51.32
5	16	2014	6	16	5628	9.00	150	62546	2646	2982	47.01	52.99
8	29	2014	6	13	5628	9.00	151	62546	2876	2752	51.10	48.90
7	13	2014	1	15	5624	8.99	152	62546	2831	2793	50.34	49.66
8	24	2014	1	12	5624	8.99	153	62546	2876	2748	51.14	48.86
6	20	2014	6	13	5619	8.98	154	62546	2838	2781	50.51	49.49
11	26	2014	4	16	5619	8.98	155	62546	2929	2690	52.13	47.87
7	13	2014	1	14	5616	8.98	156	62546	2746	2870	48.90	51.10
8	1	2014	6	18	5615	8.98	157	62546	2600	3015	46.30	53.70
10	3	2014	6	17	5615	8.98	158	62546	2701	2914	48.10	51.90
8	24	2014	1	19	5614	8.98	159	62546	2829	2785	50.39	49.61
8	3	2014	1	18	5612	8.97	160	62546	2753	2859	49.06	50.94
6	15	2014	1	17	5609	8.97	161	62546	2789	2820	49.72	50.28
4	18	2014	6	15	5605	8.96	162	62546	2600	3005	46.39	53.61
8	23	2014	7	13	5605	8.96	163	62546	2782	2823	49.63	50.37
7	19	2014	7	12	5602	8.96	164	62546	2842	2760	50.73	49.27
6	29	2014	1	17	5601	8.96	165	62546	3100	2501	55.35	44.65
11	29	2014	7	12	5595	8.95	166	62546	2847	2748	50.88	49.12
8	16	2014	7	13	5594	8.94	167	62546	2676	2918	47.84	52.16
11	30	2014	1	13	5594	8.94	168	62546	3030	2564	54.17	45.83
7	25	2014	6	14	5593	8.94	169	62546	2795	2798	49.97	50.03
11	26	2014	4	17	5585	8.93	170	62546	2675	2910	47.90	52.10
8	1	2014	6	17	5575	8.91	171	62546	2747	2828	49.27	50.73
8	23	2014	7	11	5569	8.90	172	62546	2807	2762	50.40	49.60
7	3	2014	5	13	5567	8.90	173	62546	3045	2522	54.70	45.30
12	27	2014	7	16	5563	8.89	174	62546	2657	2906	47.76	52.24
5	23	2014	6	15	5559	8.89	175	62546	2737	2822	49.24	50.76

MO	DY	YR	DAY OF WK	HR	HR VOL	PERCENT OF AADT	HOUR NUMBER	AADT	NORTH VOLUME	SOUTH VOLUME	PERCENT NORTH IS OF TOTAL VOLUME	PERCENT SOUTH IS OF TOTAL VOLUME
3	21	2014	6	16	5558	8.89	176	62546	2790	2768	50.20	49.80
7	18	2014	6	13	5553	8.88	177	62546	2768	2785	49.85	50.15
7	3	2014	5	14	5552	8.88	178	62546	2915	2637	52.50	47.50
5	2	2014	6	16	5542	8.86	179	62546	2608	2934	47.06	52.94
4	18	2014	6	17	5540	8.86	180	62546	2557	2983	46.16	53.84
10	10	2014	6	16	5539	8.86	181	62546	2673	2866	48.26	51.74
7	13	2014	1	19	5535	8.85	182	62546	2747	2788	49.63	50.37
5	18	2014	1	16	5531	8.84	183	62546	3067	2464	55.45	44.55
2	14	2014	6	17	5528	8.84	184	62546	2634	2894	47.65	52.35
6	20	2014	6	14	5525	8.83	185	62546	2718	2807	49.19	50.81
7	11	2014	6	17	5524	8.83	186	62546	2661	2863	48.17	51.83
7	13	2014	1	17	5522	8.83	187	62546	3085	2437	55.87	44.13
8	10	2014	1	12	5516	8.82	188	62546	2808	2708	50.91	49.09
11	28	2014	6	16	5514	8.82	189	62546	2548	2966	46.21	53.79
12	28	2014	1	13	5512	8.81	190	62546	2666	2846	48.37	51.63
5	26	2014	2	17	5511	8.81	191	62546	2748	2763	49.86	50.14
7	13	2014	1	13	5511	8.81	192	62546	2652	2859	48.12	51.88
9	5	2014	6	16	5511	8.81	193	62546	2678	2833	48.59	51.41
7	3	2014	5	18	5510	8.81	194	62546	2809	2701	50.98	49.02
6	6	2014	6	16	5507	8.80	195	62546	2612	2895	47.43	52.57
6	13	2014	6	18	5507	8.80	196	62546	2532	2975	45.98	54.02
8	17	2014	1	19	5502	8.80	197	62546	2681	2821	48.73	51.27
3	30	2014	1	15	5500	8.79	198	62546	2573	2927	46.78	53.22
6	22	2014	1	17	5493	8.78	199	62546	2811	2682	51.17	48.83
9	19	2014	6	16	5493	8.78	200	62546	2708	2785	49.30	50.70




AADT= 0 K 30 FACTOR= 0.00 K 100 FACTOR= 0.00 K 200 FACTOR= 0.00 D 30 FACTOR= 0.00



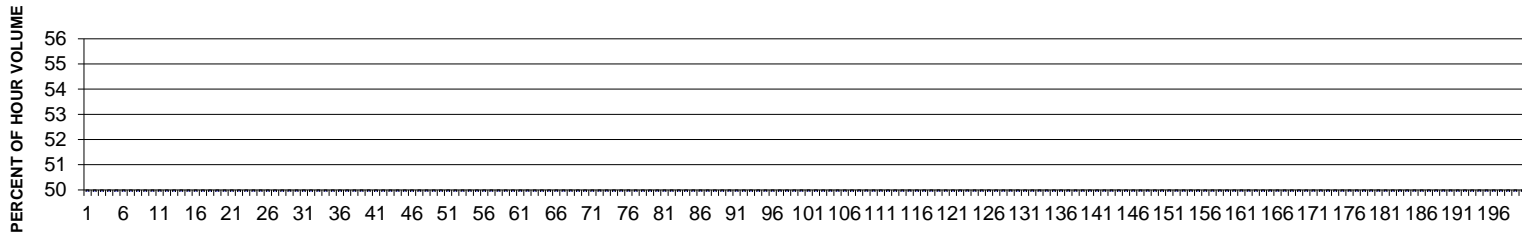
MO	DY	YR	DAY OF WK	HR	HR VOL	PERCENT OF AADT	HOUR NUMBER	AADT	NORTH VOLUME	SOUTH VOLUME	PERCENT NORTH IS OF TOTAL VOLUME	PERCENT SOUTH IS OF TOTAL VOLUME

**SR 090 MP 2.98 SEATTLE/RAINIER ADC SITE R117
K FOR PEAK 200 HOURS OF 2014**

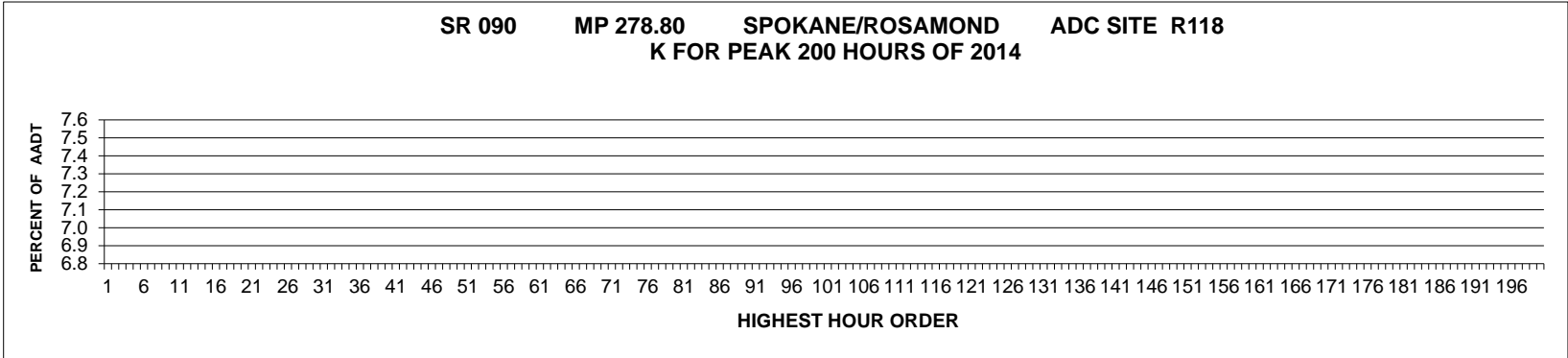


AADT= 0 K 30 FACTOR= 0.00 K 100 FACTOR= 0.00 K 200 FACTOR= 0.00 D 30 FACTOR= 0.00

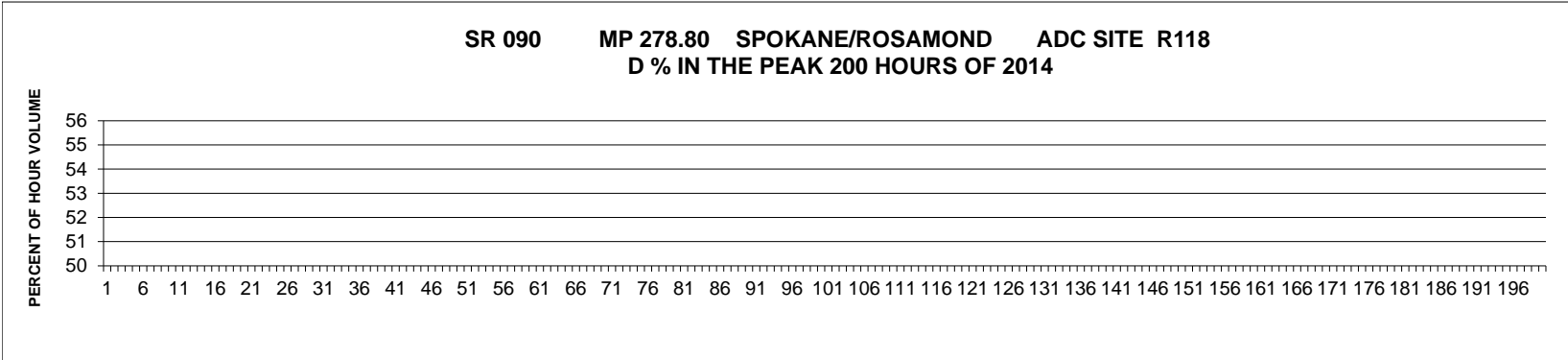
**SR 090 MP 2.98 SEATTLE/RAINIER ADC SITE R117
D % IN THE PEAK 200 HOURS OF 2014**



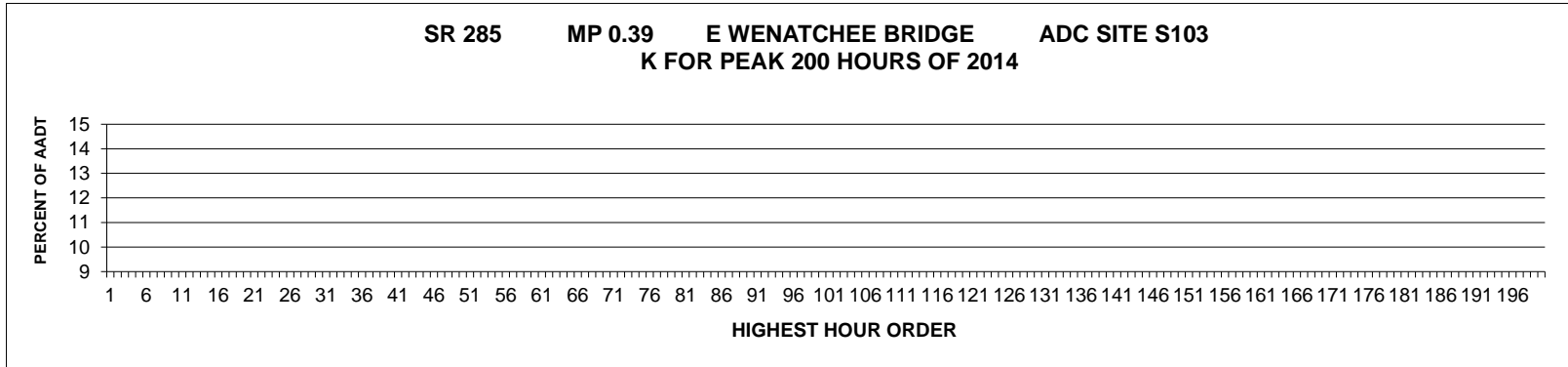
MO	DY	YR	DAY OF WK	HR	HR VOL	PERCENT OF AADT	HOUR NUMBER	AADT	NORTH VOLUME	SOUTH VOLUME	PERCENT NORTH IS OF TOTAL VOLUME	PERCENT SOUTH IS OF TOTAL VOLUME
----	----	----	-----------	----	--------	-----------------	-------------	------	--------------	--------------	----------------------------------	----------------------------------



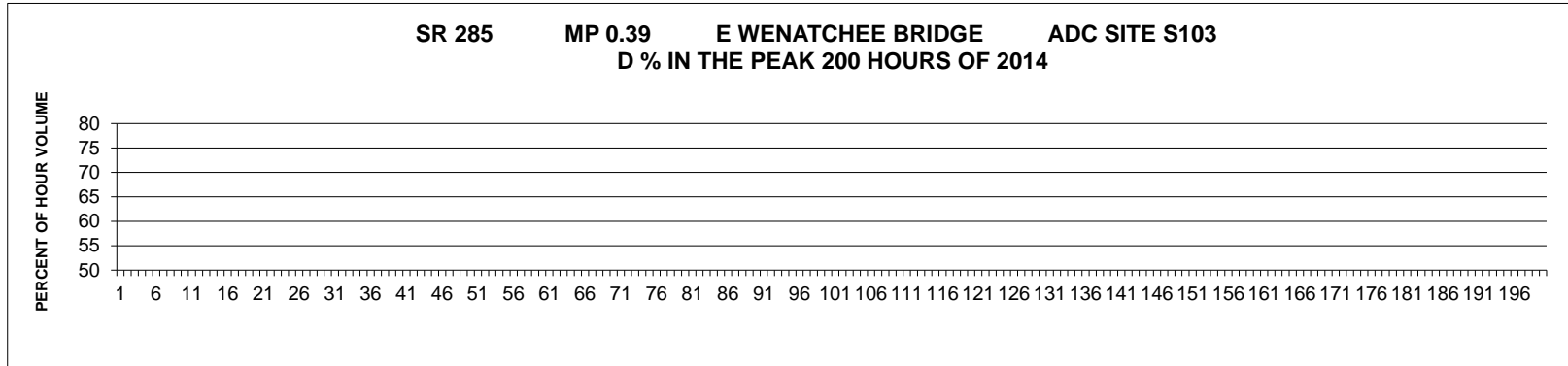
AADT= 0 K 30 FACTOR= 0.00 K 100 FACTOR= 0.00 K 200 FACTOR= 0.00 D 30 FACTOR= 0.00



MO	DY	YR	DAY OF WK	HR	HR VOL	PERCENT OF AADT	HOUR NUMBER	AADT	NORTH VOLUME	SOUTH VOLUME	PERCENT NORTH IS OF TOTAL VOLUME	PERCENT SOUTH IS OF TOTAL VOLUME
----	----	----	-----------	----	--------	-----------------	-------------	------	--------------	--------------	----------------------------------	----------------------------------




AADT= 0 K 30 FACTOR= 0.00 K 100 FACTOR= 0.00 K 200 FACTOR= 0.00 D 30 FACTOR= 0.00




MO	DY	YR	DAY OF WK	HR	HR VOL	PERCENT OF AADT	HOUR NUMBER	AADT	NORTH VOLUME	SOUTH VOLUME	PERCENT NORTH IS OF TOTAL VOLUME	PERCENT SOUTH IS OF TOTAL VOLUME
----	----	----	-----------	----	--------	-----------------	-------------	------	--------------	--------------	----------------------------------	----------------------------------

SR 005 MP 179.88 N/O 220TH ST SW I/C ADC SITE S189
K FOR PEAK 200 HOURS OF 2014

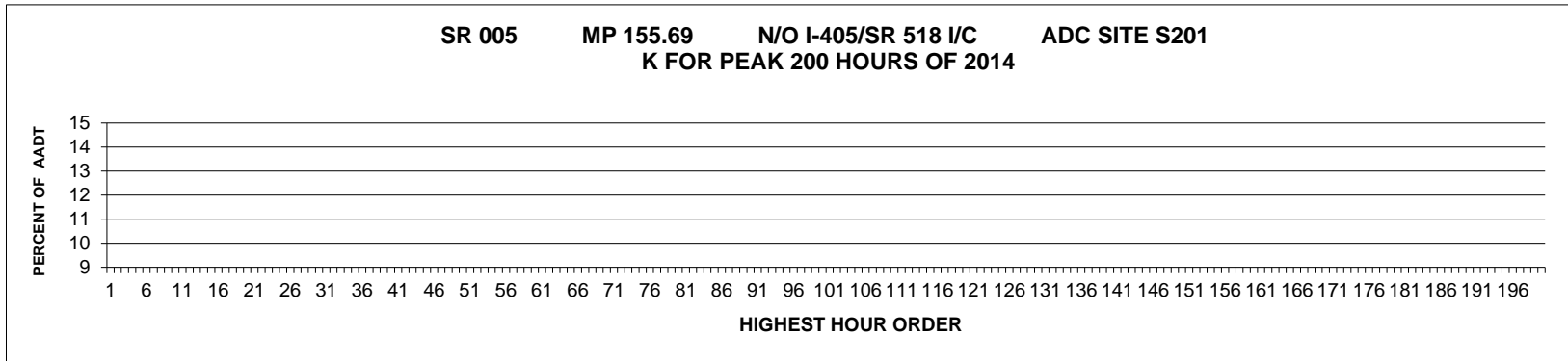


AADT= 0 K 30 FACTOR= 0.00 K 100 FACTOR= 0.00 K 200 FACTOR= 0.00 D 30 FACTOR= 0.00

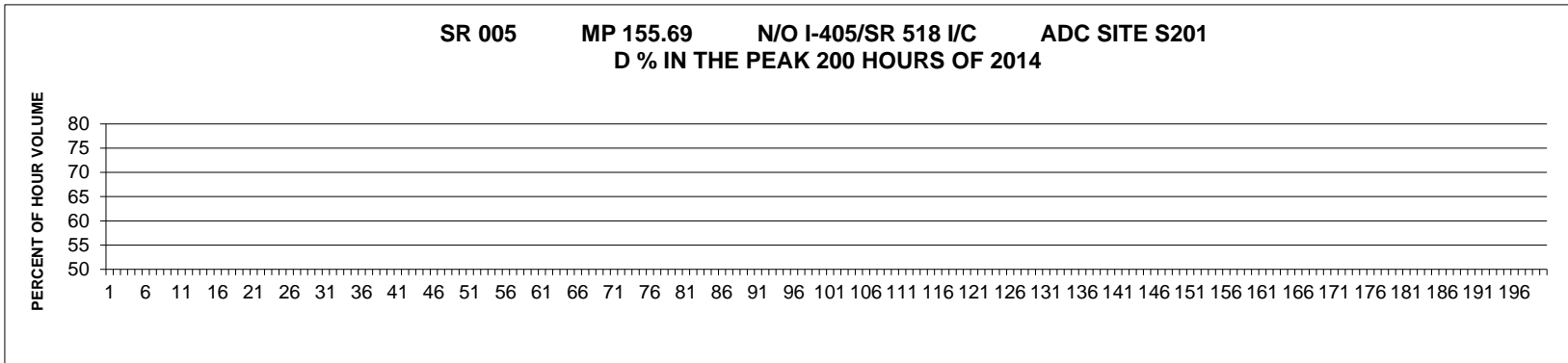
SR 005 MP 179.88 N/O 220TH ST SW I/C ADC SITE S189
D % IN THE PEAK 200 HOURS OF 2014



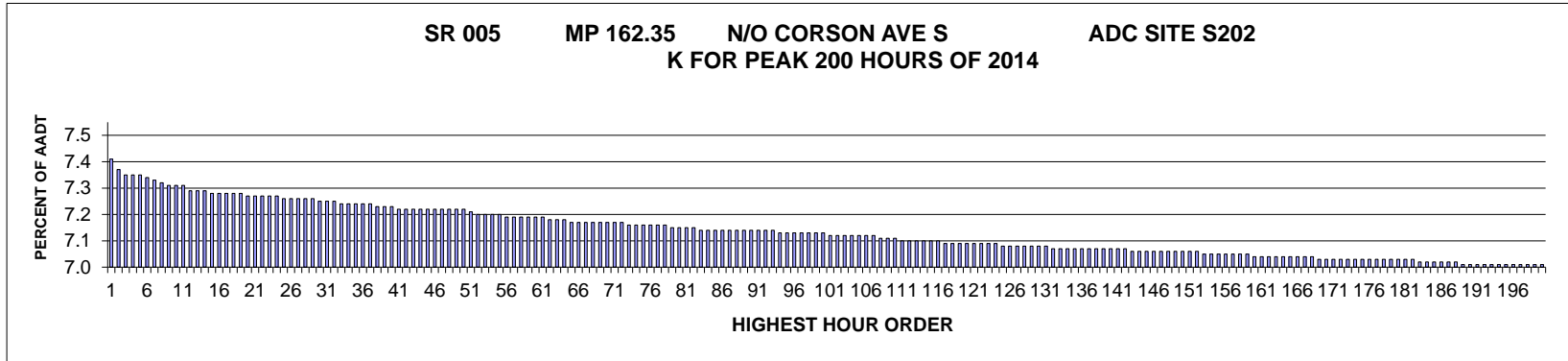
MO	DY	YR	DAY OF WK	HR	HR VOL	PERCENT OF AADT	HOUR NUMBER	AADT	NORTH VOLUME	SOUTH VOLUME	PERCENT NORTH IS OF TOTAL VOLUME	PERCENT SOUTH IS OF TOTAL VOLUME
						0.00						



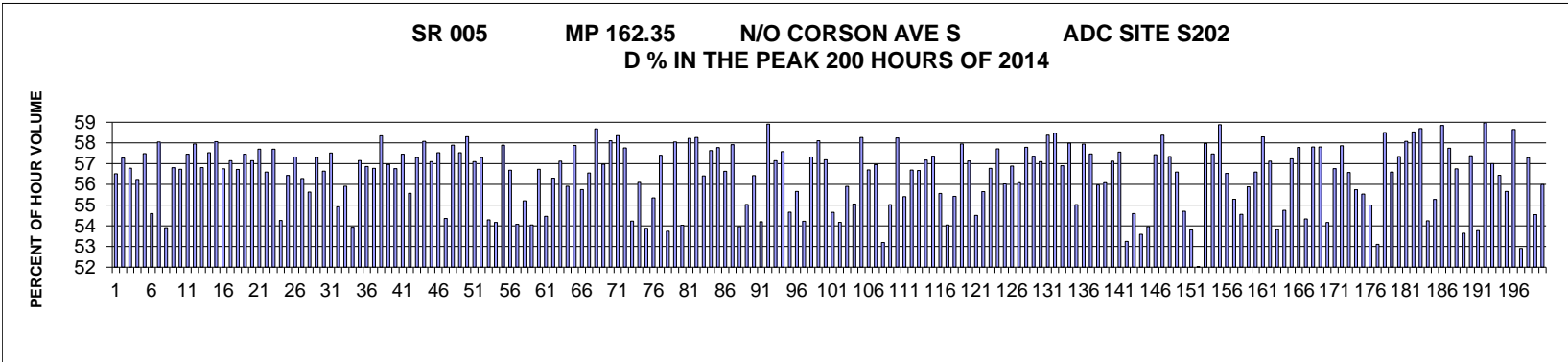
AADT= 0 K 30 FACTOR= 0.00 K 100 FACTOR= 0.00 K 200 FACTOR= 0.00 D 30 FACTOR= 0.00



MO	DY	YR	DAY OF WK	HR	HR VOL	PERCENT OF AADT	HOUR NUMBER	AADT	NORTH VOLUME	SOUTH VOLUME	PERCENT NORTH IS OF TOTAL VOLUME	PERCENT SOUTH IS OF TOTAL VOLUME
----	----	----	-----------	----	--------	-----------------	-------------	------	--------------	--------------	----------------------------------	----------------------------------



AADT= 225824 K 30 FACTOR= 7.25 K 100 FACTOR= 7.13 K 200 FACTOR= 7.01 D 30 FACTOR= 56.64



MO	DY	YR	DAY OF WK	HR	HR VOL	PERCENT OF AADT	HOUR NUMBER	AADT	NORTH VOLUME	SOUTH VOLUME	PERCENT NORTH IS OF TOTAL VOLUME	PERCENT SOUTH IS OF TOTAL VOLUME
4	23	2014	4	16	16741	7.41	1	225824	7280	9461	43.49	56.51
4	18	2014	6	16	16648	7.37	2	225824	7114	9534	42.73	57.27
2	27	2014	5	17	16607	7.35	3	225824	7178	9429	43.22	56.78
1	17	2014	6	16	16606	7.35	4	225824	7267	9339	43.76	56.24
3	14	2014	6	16	16593	7.35	5	225824	7055	9538	42.52	57.48
4	18	2014	6	15	16585	7.34	6	225824	7531	9054	45.41	54.59
6	17	2014	3	16	16559	7.33	7	225824	6946	9613	41.95	58.05
8	15	2014	6	15	16520	7.32	8	225824	7614	8906	46.09	53.91
3	18	2014	3	17	16515	7.31	9	225824	7135	9380	43.20	56.80
1	31	2014	6	16	16514	7.31	10	225824	7145	9369	43.27	56.73
2	27	2014	5	16	16508	7.31	11	225824	7024	9484	42.55	57.45

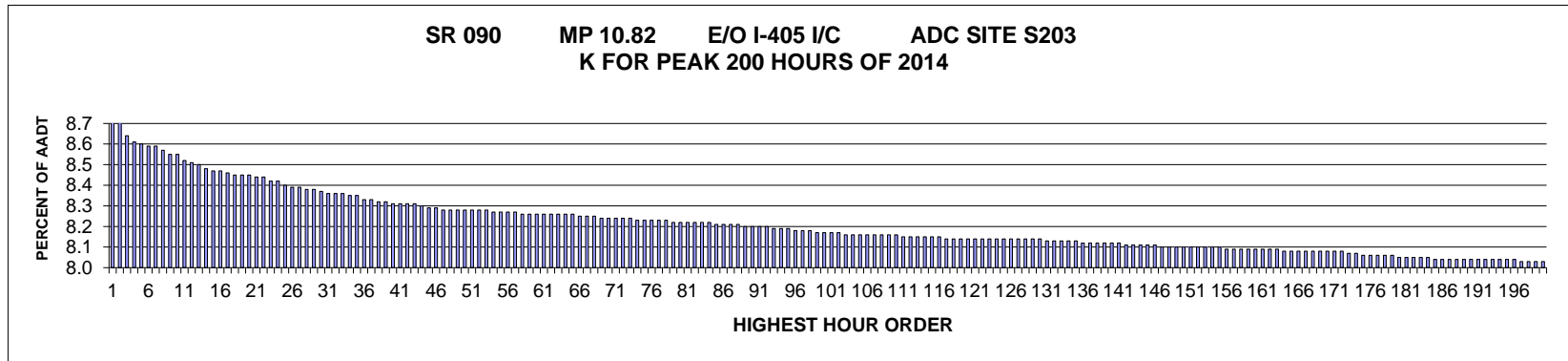
MO	DY	YR	DAY OF WK	HR	HR VOL	PERCENT OF AADT	HOUR NUMBER	AADT	NORTH VOLUME	SOUTH VOLUME	PERCENT NORTH IS OF TOTAL VOLUME	PERCENT SOUTH IS OF TOTAL VOLUME
3	6	2014	5	16	16468	7.29	12	225824	6924	9544	42.05	57.95
4	21	2014	2	16	16466	7.29	13	225824	7112	9354	43.19	56.81
10	31	2014	6	16	16466	7.29	14	225824	6993	9473	42.47	57.53
8	13	2014	4	16	16448	7.28	15	225824	6899	9549	41.94	58.06
3	13	2014	5	16	16440	7.28	16	225824	7110	9330	43.25	56.75
3	17	2014	2	17	16440	7.28	17	225824	7047	9393	42.86	57.14
5	16	2014	6	16	16437	7.28	18	225824	7114	9323	43.28	56.72
4	10	2014	5	16	16431	7.28	19	225824	6991	9440	42.55	57.45
4	15	2014	3	16	16427	7.27	20	225824	7040	9387	42.86	57.14
1	16	2014	5	16	16424	7.27	21	225824	6948	9476	42.30	57.70
6	24	2014	3	16	16422	7.27	22	225824	7128	9294	43.41	56.59
1	2	2014	5	16	16420	7.27	23	225824	6945	9475	42.30	57.70
2	14	2014	6	15	16416	7.27	24	225824	7509	8907	45.74	54.26
5	28	2014	4	16	16398	7.26	25	225824	7144	9254	43.57	56.43
2	26	2014	4	16	16397	7.26	26	225824	6999	9398	42.68	57.32
4	15	2014	3	17	16397	7.26	27	225824	7169	9228	43.72	56.28
4	21	2014	2	17	16395	7.26	28	225824	7275	9120	44.37	55.63
3	27	2014	5	16	16393	7.26	29	225824	7000	9393	42.70	57.30
2	13	2014	5	16	16375	7.25	30	225824	7100	9275	43.36	56.64
1	21	2014	3	16	16367	7.25	31	225824	6955	9412	42.49	57.51
11	26	2014	4	14	16366	7.25	32	225824	7378	8988	45.08	54.92
5	15	2014	5	16	16357	7.24	33	225824	7212	9145	44.09	55.91
1	17	2014	6	15	16356	7.24	34	225824	7536	8820	46.07	53.93
2	19	2014	4	16	16356	7.24	35	225824	7008	9348	42.85	57.15
3	10	2014	2	16	16355	7.24	36	225824	7056	9299	43.14	56.86
6	4	2014	4	16	16345	7.24	37	225824	7066	9279	43.23	56.77
3	19	2014	4	16	16331	7.23	38	225824	6804	9527	41.66	58.34
3	7	2014	6	16	16323	7.23	39	225824	7026	9297	43.04	56.96
5	29	2014	5	16	16321	7.23	40	225824	7057	9264	43.24	56.76
3	6	2014	5	17	16315	7.22	41	225824	6942	9373	42.55	57.45
7	3	2014	5	15	16312	7.22	42	225824	7247	9065	44.43	55.57
2	4	2014	3	16	16311	7.22	43	225824	6966	9345	42.71	57.29
1	13	2014	2	16	16304	7.22	44	225824	6834	9470	41.92	58.08
2	20	2014	5	16	16304	7.22	45	225824	6995	9309	42.90	57.10
11	18	2014	3	16	16299	7.22	46	225824	6923	9376	42.47	57.53
4	4	2014	6	15	16296	7.22	47	225824	7439	8857	45.65	54.35
12	15	2014	2	16	16296	7.22	48	225824	6863	9433	42.11	57.89
6	23	2014	2	16	16295	7.22	49	225824	6920	9375	42.47	57.53
2	6	2014	5	16	16294	7.22	50	225824	6794	9500	41.70	58.30
6	10	2014	3	16	16274	7.21	51	225824	6981	9293	42.90	57.10
9	18	2014	5	16	16269	7.20	52	225824	6948	9321	42.71	57.29

MO	DY	YR	DAY OF WK	HR	HR VOL	PERCENT OF AADT	HOUR NUMBER	AADT	NORTH VOLUME	SOUTH VOLUME	PERCENT NORTH IS OF TOTAL VOLUME	PERCENT SOUTH IS OF TOTAL VOLUME
10	24	2014	6	15	16267	7.20	53	225824	7435	8832	45.71	54.29
12	22	2014	2	15	16260	7.20	54	225824	7454	8806	45.84	54.16
2	14	2014	6	16	16255	7.20	55	225824	6845	9410	42.11	57.89
2	19	2014	4	17	16246	7.19	56	225824	7037	9209	43.32	56.68
10	10	2014	6	15	16243	7.19	57	225824	7460	8783	45.93	54.07
8	29	2014	6	15	16242	7.19	58	225824	7274	8968	44.79	55.21
5	16	2014	6	15	16237	7.19	59	225824	7463	8774	45.96	54.04
1	10	2014	6	16	16231	7.19	60	225824	7023	9208	43.27	56.73
6	6	2014	6	15	16226	7.19	61	225824	7390	8836	45.54	54.46
5	7	2014	4	16	16221	7.18	62	225824	7089	9132	43.70	56.30
1	14	2014	3	16	16216	7.18	63	225824	6953	9263	42.88	57.12
4	22	2014	3	16	16216	7.18	64	225824	7150	9066	44.09	55.91
12	22	2014	2	16	16198	7.17	65	225824	6823	9375	42.12	57.88
5	27	2014	3	17	16195	7.17	66	225824	7167	9028	44.25	55.75
6	3	2014	3	16	16195	7.17	67	225824	7037	9158	43.45	56.55
6	27	2014	6	16	16195	7.17	68	225824	6691	9504	41.32	58.68
1	15	2014	4	16	16189	7.17	69	225824	6966	9223	43.03	56.97
6	25	2014	4	16	16189	7.17	70	225824	6781	9408	41.89	58.11
9	16	2014	3	16	16188	7.17	71	225824	6742	9446	41.65	58.35
1	28	2014	3	16	16185	7.17	72	225824	6837	9348	42.24	57.76
6	27	2014	6	15	16178	7.16	73	225824	7405	8773	45.77	54.23
9	26	2014	6	16	16172	7.16	74	225824	7099	9073	43.90	56.10
5	30	2014	6	15	16171	7.16	75	225824	7458	8713	46.12	53.88
9	17	2014	4	15	16171	7.16	76	225824	7220	8951	44.65	55.35
12	17	2014	4	16	16171	7.16	77	225824	6889	9282	42.60	57.40
1	10	2014	6	15	16166	7.16	78	225824	7478	8688	46.26	53.74
3	13	2014	5	17	16149	7.15	79	225824	6774	9375	41.95	58.05
6	17	2014	3	15	16144	7.15	80	225824	7422	8722	45.97	54.03
3	18	2014	3	16	16142	7.15	81	225824	6744	9398	41.78	58.22
5	2	2014	6	16	16141	7.15	82	225824	6738	9403	41.74	58.26
3	11	2014	3	16	16135	7.14	83	225824	7034	9101	43.59	56.41
4	4	2014	6	16	16135	7.14	84	225824	6836	9299	42.37	57.63
1	27	2014	2	16	16134	7.14	85	225824	6814	9320	42.23	57.77
12	3	2014	4	16	16134	7.14	86	225824	6997	9137	43.37	56.63
4	1	2014	3	16	16133	7.14	87	225824	6791	9342	42.09	57.91
8	22	2014	6	17	16124	7.14	88	225824	7423	8701	46.04	53.96
10	31	2014	6	15	16121	7.14	89	225824	7249	8872	44.97	55.03
5	21	2014	4	16	16116	7.14	90	225824	7024	9092	43.58	56.42
6	18	2014	4	15	16116	7.14	91	225824	7381	8735	45.80	54.20
6	26	2014	5	16	16115	7.14	92	225824	6621	9494	41.09	58.91
8	5	2014	3	16	16113	7.14	93	225824	6906	9207	42.86	57.14

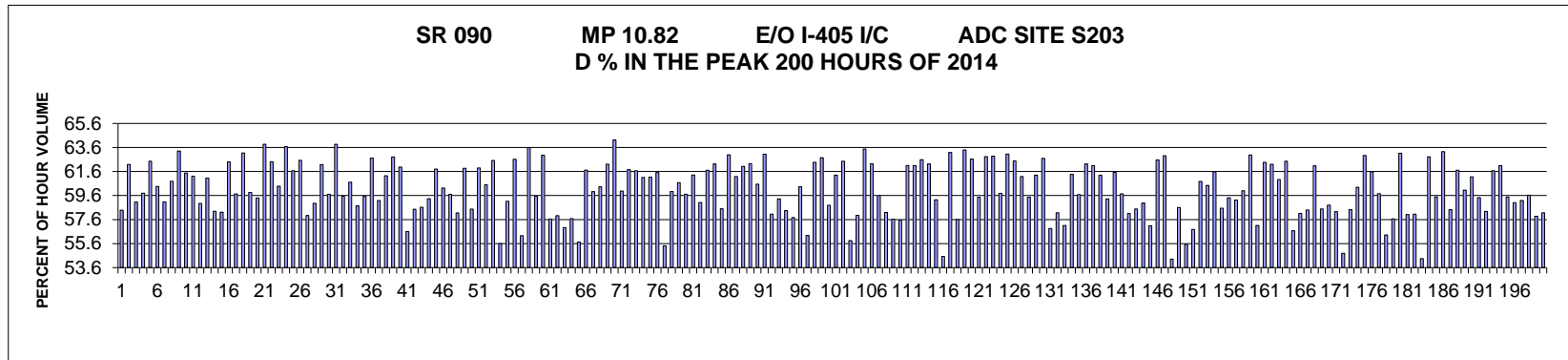
MO	DY	YR	DAY OF WK	HR	HR VOL	PERCENT OF AADT	HOUR NUMBER	AADT	NORTH VOLUME	SOUTH VOLUME	PERCENT NORTH IS OF TOTAL VOLUME	PERCENT SOUTH IS OF TOTAL VOLUME
4	30	2014	4	16	16112	7.13	94	225824	6834	9278	42.42	57.58
2	27	2014	5	15	16110	7.13	95	225824	7305	8805	45.34	54.66
4	9	2014	4	17	16109	7.13	96	225824	7143	8966	44.34	55.66
1	31	2014	6	15	16107	7.13	97	225824	7374	8733	45.78	54.22
6	18	2014	4	16	16103	7.13	98	225824	6873	9230	42.68	57.32
7	3	2014	5	16	16103	7.13	99	225824	6745	9358	41.89	58.11
5	6	2014	3	16	16095	7.13	100	225824	6890	9205	42.81	57.19
4	25	2014	6	15	16089	7.12	101	225824	7296	8793	45.35	54.65
6	26	2014	5	15	16088	7.12	102	225824	7373	8715	45.83	54.17
6	11	2014	4	16	16084	7.12	103	225824	7093	8991	44.10	55.90
7	18	2014	6	15	16083	7.12	104	225824	7230	8853	44.95	55.05
10	14	2014	3	16	16074	7.12	105	225824	6710	9364	41.74	58.26
9	24	2014	4	16	16072	7.12	106	225824	6959	9113	43.30	56.70
5	1	2014	5	16	16069	7.12	107	225824	6917	9152	43.05	56.95
6	9	2014	2	15	16067	7.11	108	225824	7520	8547	46.80	53.20
9	19	2014	6	15	16057	7.11	109	225824	7223	8834	44.98	55.02
11	4	2014	3	16	16048	7.11	110	225824	6701	9347	41.76	58.24
3	11	2014	3	17	16039	7.10	111	225824	7151	8888	44.59	55.41
5	12	2014	2	16	16037	7.10	112	225824	6945	9092	43.31	56.69
4	11	2014	6	16	16034	7.10	113	225824	6948	9086	43.33	56.67
2	4	2014	3	17	16032	7.10	114	225824	6867	9165	42.83	57.17
1	3	2014	6	16	16028	7.10	115	225824	6835	9193	42.64	57.36
7	25	2014	6	15	16025	7.10	116	225824	7121	8904	44.44	55.56
12	31	2014	4	15	16015	7.09	117	225824	7361	8654	45.96	54.04
8	15	2014	6	17	16013	7.09	118	225824	7139	8874	44.58	55.42
3	20	2014	5	16	16010	7.09	119	225824	6733	9277	42.05	57.95
3	4	2014	3	16	16008	7.09	120	225824	6863	9145	42.87	57.13
6	19	2014	5	15	16008	7.09	121	225824	7284	8724	45.50	54.50
4	11	2014	6	17	16005	7.09	122	225824	7099	8906	44.35	55.65
2	13	2014	5	17	16004	7.09	123	225824	6919	9085	43.23	56.77
4	7	2014	2	16	16000	7.09	124	225824	6767	9233	42.29	57.71
4	25	2014	6	16	15995	7.08	125	225824	7035	8960	43.98	56.02
1	14	2014	3	17	15994	7.08	126	225824	6896	9098	43.12	56.88
1	30	2014	5	16	15991	7.08	127	225824	7023	8968	43.92	56.08
7	1	2014	3	16	15983	7.08	128	225824	6746	9237	42.21	57.79
8	15	2014	6	16	15982	7.08	129	225824	6815	9167	42.64	57.36
2	10	2014	2	16	15978	7.08	130	225824	6855	9123	42.90	57.10
3	14	2014	6	17	15978	7.08	131	225824	6652	9326	41.63	58.37
8	12	2014	3	16	15977	7.07	132	225824	6635	9342	41.53	58.47
1	24	2014	6	16	15975	7.07	133	225824	6885	9090	43.10	56.90
9	17	2014	4	16	15973	7.07	134	225824	6710	9263	42.01	57.99

MO	DY	YR	DAY OF WK	HR	HR VOL	PERCENT OF AADT	HOUR NUMBER	AADT	NORTH VOLUME	SOUTH VOLUME	PERCENT NORTH IS OF TOTAL VOLUME	PERCENT SOUTH IS OF TOTAL VOLUME
11	7	2014	6	15	15973	7.07	135	225824	7185	8788	44.98	55.02
1	22	2014	4	16	15964	7.07	136	225824	6714	9250	42.06	57.94
11	19	2014	4	16	15964	7.07	137	225824	6789	9175	42.53	57.47
1	22	2014	4	17	15963	7.07	138	225824	7029	8934	44.03	55.97
6	13	2014	6	15	15963	7.07	139	225824	7011	8952	43.92	56.08
4	28	2014	2	16	15961	7.07	140	225824	6844	9117	42.88	57.12
10	16	2014	5	16	15958	7.07	141	225824	6773	9185	42.44	57.56
12	19	2014	6	15	15956	7.07	142	225824	7460	8496	46.75	53.25
6	25	2014	4	15	15949	7.06	143	225824	7243	8706	45.41	54.59
6	24	2014	3	15	15948	7.06	144	225824	7402	8546	46.41	53.59
8	11	2014	2	15	15947	7.06	145	225824	7342	8605	46.04	53.96
5	30	2014	6	16	15946	7.06	146	225824	6788	9158	42.57	57.43
10	31	2014	6	17	15946	7.06	147	225824	6638	9308	41.63	58.37
1	13	2014	2	17	15945	7.06	148	225824	6802	9143	42.66	57.34
8	29	2014	6	17	15939	7.06	149	225824	6919	9020	43.41	56.59
10	3	2014	6	15	15939	7.06	150	225824	7220	8719	45.30	54.70
9	26	2014	6	15	15934	7.06	151	225824	7362	8572	46.20	53.80
10	10	2014	6	18	15932	7.06	152	225824	7642	8290	47.97	52.03
3	12	2014	4	16	15931	7.05	153	225824	6696	9235	42.03	57.97
8	20	2014	4	16	15931	7.05	154	225824	6775	9156	42.53	57.47
10	9	2014	5	16	15928	7.05	155	225824	6550	9378	41.12	58.88
5	14	2014	4	16	15914	7.05	156	225824	6918	8996	43.47	56.53
9	26	2014	6	17	15914	7.05	157	225824	7116	8798	44.72	55.28
8	22	2014	6	15	15912	7.05	158	225824	7232	8680	45.45	54.55
12	5	2014	6	16	15912	7.05	159	225824	7020	8892	44.12	55.88
6	2	2014	2	16	15908	7.04	160	225824	6906	9002	43.41	56.59
2	28	2014	6	16	15906	7.04	161	225824	6634	9272	41.71	58.29
3	31	2014	2	16	15906	7.04	162	225824	6821	9085	42.88	57.12
5	2	2014	6	15	15903	7.04	163	225824	7346	8557	46.19	53.81
9	18	2014	5	15	15902	7.04	164	225824	7196	8706	45.25	54.75
2	12	2014	4	16	15900	7.04	165	225824	6801	9099	42.77	57.23
9	22	2014	2	16	15897	7.04	166	225824	6711	9186	42.22	57.78
3	21	2014	6	15	15896	7.04	167	225824	7260	8636	45.67	54.33
9	15	2014	2	16	15888	7.04	168	225824	6704	9184	42.20	57.80
4	10	2014	5	17	15883	7.03	169	225824	6703	9180	42.20	57.80
6	23	2014	2	15	15882	7.03	170	225824	7281	8601	45.84	54.16
11	10	2014	2	16	15880	7.03	171	225824	6867	9013	43.24	56.76
2	20	2014	5	17	15879	7.03	172	225824	6692	9187	42.14	57.86
2	21	2014	6	16	15877	7.03	173	225824	6895	8982	43.43	56.57
10	29	2014	4	17	15876	7.03	174	225824	7026	8850	44.26	55.74
12	17	2014	4	15	15876	7.03	175	225824	7060	8816	44.47	55.53

MO	DY	YR	DAY OF WK	HR	HR VOL	PERCENT OF AADT	HOUR NUMBER	AADT	NORTH VOLUME	SOUTH VOLUME	PERCENT NORTH IS OF TOTAL VOLUME	PERCENT SOUTH IS OF TOTAL VOLUME
3	6	2014	5	15	15872	7.03	176	225824	7143	8729	45.00	55.00
6	11	2014	4	15	15869	7.03	177	225824	7441	8428	46.89	53.11
9	30	2014	3	16	15868	7.03	178	225824	6586	9282	41.50	58.50
1	15	2014	4	17	15867	7.03	179	225824	6888	8979	43.41	56.59
1	28	2014	3	17	15867	7.03	180	225824	6769	9098	42.66	57.34
3	3	2014	2	16	15867	7.03	181	225824	6652	9215	41.92	58.08
9	2	2014	3	16	15865	7.03	182	225824	6580	9285	41.47	58.53
11	20	2014	5	16	15863	7.02	183	225824	6553	9310	41.31	58.69
12	5	2014	6	15	15856	7.02	184	225824	7256	8600	45.76	54.24
1	30	2014	5	17	15850	7.02	185	225824	7090	8760	44.73	55.27
10	24	2014	6	16	15846	7.02	186	225824	6523	9323	41.16	58.84
5	19	2014	2	16	15844	7.02	187	225824	6696	9148	42.26	57.74
10	21	2014	3	17	15843	7.02	188	225824	6852	8991	43.25	56.75
3	7	2014	6	15	15841	7.01	189	225824	7344	8497	46.36	53.64
4	7	2014	2	17	15839	7.01	190	225824	6750	9089	42.62	57.38
5	15	2014	5	15	15839	7.01	191	225824	7323	8516	46.23	53.77
6	19	2014	5	16	15839	7.01	192	225824	6499	9340	41.03	58.97
11	7	2014	6	16	15839	7.01	193	225824	6810	9029	43.00	57.00
2	25	2014	3	17	15835	7.01	194	225824	6898	8937	43.56	56.44
5	7	2014	4	17	15835	7.01	195	225824	7022	8813	44.34	55.66
1	17	2014	6	17	15832	7.01	196	225824	6547	9285	41.35	58.65
9	4	2014	5	15	15830	7.01	197	225824	7455	8375	47.09	52.91
10	10	2014	6	17	15827	7.01	198	225824	6761	9066	42.72	57.28
1	20	2014	2	16	15820	7.01	199	225824	7192	8628	45.46	54.54
8	28	2014	5	15	15820	7.01	200	225824	6962	8858	44.01	55.99



AADT= 144989 K 30 FACTOR= 8.37 K 100 FACTOR= 8.17 K 200 FACTOR= 8.03 D 30 FACTOR= 59.71



MO	DY	YR	DAY OF WK	HR	HR VOL	PERCENT OF AADT	HOUR NUMBER	AADT	EAST VOLUME	WEST VOLUME	PERCENT EAST IS OF TOTAL VOLUME	PERCENT WEST IS OF TOTAL VOLUME
2	14	2014	6	17	12798	8.83	1	144989	7472	5326	58.38	41.62
10	31	2014	6	17	12666	8.74	2	144989	7876	4790	62.18	37.82
4	25	2014	6	17	12520	8.64	3	144989	7394	5126	59.06	40.94
5	16	2014	6	17	12477	8.61	4	144989	7461	5016	59.80	40.20
2	13	2014	5	18	12473	8.60	5	144989	7789	4684	62.45	37.55
1	17	2014	6	17	12455	8.59	6	144989	7517	4938	60.35	39.65
4	4	2014	6	17	12452	8.59	7	144989	7356	5096	59.07	40.93
5	9	2014	6	18	12432	8.57	8	144989	7558	4874	60.79	39.21
5	22	2014	5	18	12399	8.55	9	144989	7848	4551	63.30	36.70
6	6	2014	6	17	12398	8.55	10	144989	7622	4776	61.48	38.52
10	3	2014	6	17	12350	8.52	11	144989	7560	4790	61.21	38.79

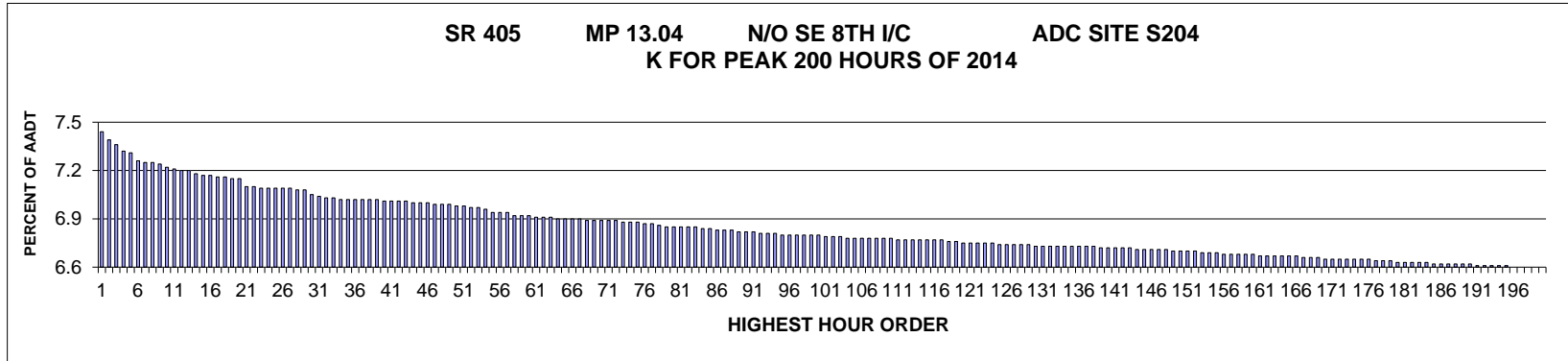
MO	DY	YR	DAY OF WK	HR	HR VOL	PERCENT OF AADT	HOUR NUMBER	AADT	EAST VOLUME	WEST VOLUME	PERCENT EAST IS OF TOTAL VOLUME	PERCENT WEST IS OF TOTAL VOLUME
5	30	2014	6	17	12336	8.51	12	144989	7272	5064	58.95	41.05
6	13	2014	6	17	12319	8.50	13	144989	7522	4797	61.06	38.94
9	12	2014	6	17	12298	8.48	14	144989	7169	5129	58.29	41.71
3	14	2014	6	17	12275	8.47	15	144989	7147	5128	58.22	41.78
9	16	2014	3	18	12274	8.47	16	144989	7659	4615	62.40	37.60
3	21	2014	6	17	12262	8.46	17	144989	7324	4938	59.73	40.27
8	14	2014	5	18	12251	8.45	18	144989	7735	4516	63.14	36.86
10	24	2014	6	17	12250	8.45	19	144989	7333	4917	59.86	40.14
5	22	2014	5	17	12248	8.45	20	144989	7275	4973	59.40	40.60
3	27	2014	5	18	12243	8.44	21	144989	7818	4425	63.86	36.14
5	21	2014	4	18	12242	8.44	22	144989	7642	4600	62.42	37.58
5	2	2014	6	17	12215	8.42	23	144989	7376	4839	60.38	39.62
6	3	2014	3	18	12212	8.42	24	144989	7774	4438	63.66	36.34
2	26	2014	4	18	12172	8.40	25	144989	7505	4667	61.66	38.34
6	19	2014	5	18	12169	8.39	26	144989	7609	4560	62.53	37.47
5	27	2014	3	17	12159	8.39	27	144989	7045	5114	57.94	42.06
8	8	2014	6	17	12152	8.38	28	144989	7165	4987	58.96	41.04
1	15	2014	4	18	12144	8.38	29	144989	7550	4594	62.17	37.83
1	31	2014	6	17	12134	8.37	30	144989	7245	4889	59.71	40.29
6	26	2014	5	18	12122	8.36	31	144989	7742	4380	63.87	36.13
11	7	2014	6	17	12121	8.36	32	144989	7217	4904	59.54	40.46
4	25	2014	6	18	12117	8.36	33	144989	7356	4761	60.71	39.29
6	26	2014	5	17	12110	8.35	34	144989	7114	4996	58.74	41.26
5	9	2014	6	17	12101	8.35	35	144989	7204	4897	59.53	40.47
2	28	2014	6	18	12075	8.33	36	144989	7572	4503	62.71	37.29
1	24	2014	6	17	12074	8.33	37	144989	7145	4929	59.18	40.82
3	19	2014	4	18	12060	8.32	38	144989	7387	4673	61.25	38.75
3	20	2014	5	18	12057	8.32	39	144989	7573	4484	62.81	37.19
2	7	2014	6	18	12055	8.31	40	144989	7471	4584	61.97	38.03
8	15	2014	6	17	12049	8.31	41	144989	6821	5228	56.61	43.39
2	26	2014	4	17	12047	8.31	42	144989	7043	5004	58.46	41.54
8	12	2014	3	17	12046	8.31	43	144989	7061	4985	58.62	41.38
5	15	2014	5	17	12032	8.30	44	144989	7140	4892	59.34	40.66
1	17	2014	6	18	12020	8.29	45	144989	7430	4590	61.81	38.19
5	23	2014	6	17	12019	8.29	46	144989	7239	4780	60.23	39.77
2	7	2014	6	17	12012	8.28	47	144989	7172	4840	59.71	40.29
3	13	2014	5	17	12012	8.28	48	144989	6985	5027	58.15	41.85
1	24	2014	6	18	12010	8.28	49	144989	7431	4579	61.87	38.13
6	23	2014	2	17	12010	8.28	50	144989	7022	4988	58.47	41.53
2	27	2014	5	18	12002	8.28	51	144989	7428	4574	61.89	38.11
3	14	2014	6	18	12000	8.28	52	144989	7260	4740	60.50	39.50

MO	DY	YR	DAY OF WK	HR	HR VOL	PERCENT OF AADT	HOUR NUMBER	AADT	EAST VOLUME	WEST VOLUME	PERCENT EAST IS OF TOTAL VOLUME	PERCENT WEST IS OF TOTAL VOLUME
6	17	2014	3	18	11999	8.28	53	144989	7502	4497	62.52	37.48
5	9	2014	6	16	11995	8.27	54	144989	6670	5325	55.61	44.39
5	19	2014	2	17	11995	8.27	55	144989	7092	4903	59.12	40.88
9	24	2014	4	18	11995	8.27	56	144989	7511	4484	62.62	37.38
1	24	2014	6	16	11985	8.27	57	144989	6743	5242	56.26	43.74
1	30	2014	5	18	11979	8.26	58	144989	7616	4363	63.58	36.42
6	3	2014	3	17	11978	8.26	59	144989	7131	4847	59.53	40.47
9	25	2014	5	18	11978	8.26	60	144989	7540	4438	62.95	37.05
5	7	2014	4	17	11977	8.26	61	144989	6905	5072	57.65	42.35
5	23	2014	6	16	11976	8.26	62	144989	6938	5038	57.93	42.07
6	6	2014	6	16	11976	8.26	63	144989	6819	5157	56.94	43.06
11	26	2014	4	16	11976	8.26	64	144989	6908	5068	57.68	42.32
5	16	2014	6	16	11969	8.26	65	144989	6670	5299	55.73	44.27
3	21	2014	6	18	11966	8.25	66	144989	7384	4582	61.71	38.29
6	17	2014	3	17	11964	8.25	67	144989	7169	4795	59.92	40.08
9	19	2014	6	17	11960	8.25	68	144989	7216	4744	60.33	39.67
9	17	2014	4	18	11954	8.24	69	144989	7436	4518	62.21	37.79
3	24	2014	2	18	11952	8.24	70	144989	7676	4276	64.22	35.78
5	28	2014	4	18	11950	8.24	71	144989	7168	4782	59.98	40.02
4	24	2014	5	18	11944	8.24	72	144989	7375	4569	61.75	38.25
8	12	2014	3	18	11940	8.24	73	144989	7362	4578	61.66	38.34
4	22	2014	3	18	11936	8.23	74	144989	7293	4643	61.10	38.90
1	31	2014	6	18	11931	8.23	75	144989	7293	4638	61.13	38.87
5	16	2014	6	18	11928	8.23	76	144989	7337	4591	61.51	38.49
5	22	2014	5	16	11928	8.23	77	144989	6610	5318	55.42	44.58
7	7	2014	2	18	11927	8.23	78	144989	7148	4779	59.93	40.07
6	27	2014	6	17	11923	8.22	79	144989	7234	4689	60.67	39.33
2	28	2014	6	17	11921	8.22	80	144989	7118	4803	59.71	40.29
3	18	2014	3	18	11918	8.22	81	144989	7307	4611	61.31	38.69
5	21	2014	4	17	11918	8.22	82	144989	7034	4884	59.02	40.98
7	3	2014	5	17	11916	8.22	83	144989	7352	4564	61.70	38.30
2	4	2014	3	18	11914	8.22	84	144989	7413	4501	62.22	37.78
1	16	2014	5	17	11910	8.21	85	144989	6967	4943	58.50	41.50
1	22	2014	4	18	11908	8.21	86	144989	7501	4407	62.99	37.01
4	18	2014	6	17	11900	8.21	87	144989	7280	4620	61.18	38.82
10	8	2014	4	18	11899	8.21	88	144989	7380	4519	62.02	37.98
4	21	2014	2	18	11893	8.20	89	144989	7403	4490	62.25	37.75
2	14	2014	6	18	11889	8.20	90	144989	7198	4691	60.54	39.46
4	28	2014	2	18	11886	8.20	91	144989	7493	4393	63.04	36.96
12	19	2014	6	17	11882	8.20	92	144989	6899	4983	58.06	41.94
9	26	2014	6	17	11877	8.19	93	144989	7047	4830	59.33	40.67

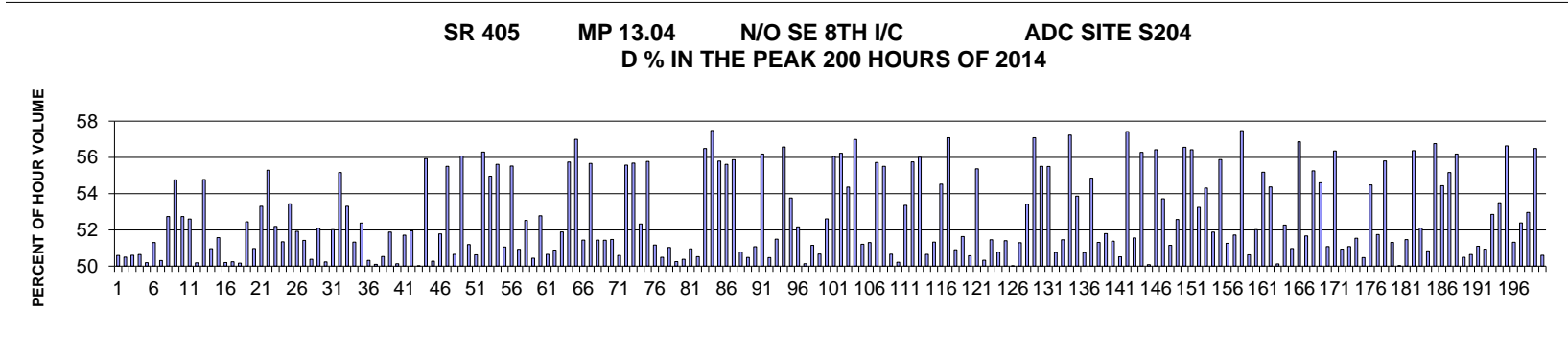
MO	DY	YR	DAY OF WK	HR	HR VOL	PERCENT OF AADT	HOUR NUMBER	AADT	EAST VOLUME	WEST VOLUME	PERCENT EAST IS OF TOTAL VOLUME	PERCENT WEST IS OF TOTAL VOLUME
2	27	2014	5	17	11876	8.19	94	144989	6930	4946	58.35	41.65
12	12	2014	6	17	11876	8.19	95	144989	6861	5015	57.77	42.23
6	25	2014	4	18	11858	8.18	96	144989	7154	4704	60.33	39.67
7	3	2014	5	16	11858	8.18	97	144989	6674	5184	56.28	43.72
10	15	2014	4	18	11854	8.18	98	144989	7392	4462	62.36	37.64
9	18	2014	5	18	11850	8.17	99	144989	7435	4415	62.74	37.26
3	7	2014	6	17	11844	8.17	100	144989	6963	4881	58.79	41.21
3	12	2014	4	18	11842	8.17	101	144989	7258	4584	61.29	38.71
8	13	2014	4	18	11842	8.17	102	144989	7395	4447	62.45	37.55
5	2	2014	6	16	11838	8.16	103	144989	6611	5227	55.85	44.15
10	29	2014	4	17	11836	8.16	104	144989	6859	4977	57.95	42.05
10	3	2014	6	18	11834	8.16	105	144989	7511	4323	63.47	36.53
1	23	2014	5	18	11832	8.16	106	144989	7364	4468	62.24	37.76
6	19	2014	5	17	11832	8.16	107	144989	7053	4779	59.61	40.39
5	13	2014	3	17	11831	8.16	108	144989	6886	4945	58.20	41.80
8	14	2014	5	17	11826	8.16	109	144989	6815	5011	57.63	42.37
10	10	2014	6	18	11825	8.16	110	144989	6805	5020	57.55	42.45
5	19	2014	2	18	11822	8.15	111	144989	7341	4481	62.10	37.90
9	19	2014	6	18	11821	8.15	112	144989	7339	4482	62.08	37.92
5	6	2014	3	18	11813	8.15	113	144989	7392	4421	62.58	37.42
10	29	2014	4	18	11813	8.15	114	144989	7351	4462	62.23	37.77
4	22	2014	3	17	11812	8.15	115	144989	6999	4813	59.25	40.75
1	17	2014	6	16	11810	8.15	116	144989	6440	5370	54.53	45.47
2	25	2014	3	18	11809	8.14	117	144989	7461	4348	63.18	36.82
6	24	2014	3	17	11808	8.14	118	144989	6802	5006	57.61	42.39
10	7	2014	3	18	11807	8.14	119	144989	7484	4323	63.39	36.61
8	19	2014	3	18	11805	8.14	120	144989	7394	4411	62.63	37.37
4	21	2014	2	17	11804	8.14	121	144989	7019	4785	59.46	40.54
7	15	2014	3	18	11804	8.14	122	144989	7416	4388	62.83	37.17
1	14	2014	3	18	11803	8.14	123	144989	7421	4382	62.87	37.13
5	30	2014	6	18	11802	8.14	124	144989	7055	4747	59.78	40.22
6	6	2014	6	18	11802	8.14	125	144989	7441	4361	63.05	36.95
9	5	2014	6	18	11801	8.14	126	144989	7373	4428	62.48	37.52
4	29	2014	3	18	11800	8.14	127	144989	7219	4581	61.18	38.82
5	6	2014	3	17	11796	8.14	128	144989	7015	4781	59.47	40.53
8	21	2014	5	18	11796	8.14	129	144989	7230	4566	61.29	38.71
6	9	2014	2	18	11795	8.14	130	144989	7395	4400	62.70	37.30
10	10	2014	6	17	11793	8.13	131	144989	6706	5087	56.86	43.14
4	11	2014	6	17	11792	8.13	132	144989	6859	4933	58.17	41.83
6	11	2014	4	17	11791	8.13	133	144989	6734	5057	57.11	42.89
3	28	2014	6	18	11790	8.13	134	144989	7234	4556	61.36	38.64

MO	DY	YR	DAY OF WK	HR	HR VOL	PERCENT OF AADT	HOUR NUMBER	AADT	EAST VOLUME	WEST VOLUME	PERCENT EAST IS OF TOTAL VOLUME	PERCENT WEST IS OF TOTAL VOLUME
6	27	2014	6	18	11784	8.13	135	144989	7033	4751	59.68	40.32
3	13	2014	5	18	11778	8.12	136	144989	7330	4448	62.23	37.77
4	29	2014	3	8	11776	8.12	137	144989	4465	7311	37.92	62.08
9	9	2014	3	18	11776	8.12	138	144989	7216	4560	61.28	38.72
10	6	2014	2	17	11776	8.12	139	144989	6986	4790	59.32	40.68
3	11	2014	3	18	11771	8.12	140	144989	7243	4528	61.53	38.47
7	28	2014	2	18	11768	8.12	141	144989	7031	4737	59.75	40.25
10	8	2014	4	17	11759	8.11	142	144989	6832	4927	58.10	41.90
6	2	2014	2	17	11758	8.11	143	144989	6876	4882	58.48	41.52
9	25	2014	5	17	11758	8.11	144	144989	6934	4824	58.97	41.03
3	27	2014	5	17	11756	8.11	145	144989	6711	5045	57.09	42.91
2	12	2014	4	18	11752	8.11	146	144989	7351	4401	62.55	37.45
3	17	2014	2	18	11750	8.10	147	144989	7392	4358	62.91	37.09
8	15	2014	6	16	11749	8.10	148	144989	6382	5367	54.32	45.68
4	2	2014	4	17	11744	8.10	149	144989	6882	4862	58.60	41.40
4	25	2014	6	16	11744	8.10	150	144989	6523	5221	55.54	44.46
6	12	2014	5	17	11744	8.10	151	144989	6668	5076	56.78	43.22
5	29	2014	5	18	11741	8.10	152	144989	7136	4605	60.78	39.22
4	2	2014	4	18	11740	8.10	153	144989	7096	4644	60.44	39.56
5	2	2014	6	18	11740	8.10	154	144989	7228	4512	61.57	38.43
8	13	2014	4	17	11739	8.10	155	144989	6873	4866	58.55	41.45
5	7	2014	4	18	11736	8.09	156	144989	6973	4763	59.42	40.58
2	13	2014	5	17	11735	8.09	157	144989	6950	4785	59.22	40.78
10	14	2014	3	17	11735	8.09	158	144989	7041	4694	60.00	40.00
1	16	2014	5	18	11733	8.09	159	144989	7390	4343	62.98	37.02
8	20	2014	4	17	11730	8.09	160	144989	6699	5031	57.11	42.89
3	31	2014	2	18	11729	8.09	161	144989	7314	4415	62.36	37.64
5	5	2014	2	18	11729	8.09	162	144989	7295	4434	62.20	37.80
5	13	2014	3	18	11727	8.09	163	144989	7145	4582	60.93	39.07
4	14	2014	2	18	11722	8.08	164	144989	7320	4402	62.45	37.55
10	31	2014	6	16	11721	8.08	165	144989	6642	5079	56.67	43.33
1	14	2014	3	17	11717	8.08	166	144989	6810	4907	58.12	41.88
3	20	2014	5	17	11717	8.08	167	144989	6843	4874	58.40	41.60
5	7	2014	4	8	11717	8.08	168	144989	4444	7273	37.93	62.07
3	31	2014	2	17	11713	8.08	169	144989	6851	4862	58.49	41.51
7	8	2014	3	17	11711	8.08	170	144989	6886	4825	58.80	41.20
3	12	2014	4	17	11710	8.08	171	144989	6822	4888	58.26	41.74
2	14	2014	6	16	11709	8.08	172	144989	6416	5293	54.80	45.20
5	28	2014	4	17	11704	8.07	173	144989	6837	4867	58.42	41.58
8	11	2014	2	18	11698	8.07	174	144989	7053	4645	60.29	39.71
2	6	2014	5	18	11692	8.06	175	144989	7359	4333	62.94	37.06

MO	DY	YR	DAY OF WK	HR	HR VOL	PERCENT OF AADT	HOUR NUMBER	AADT	EAST VOLUME	WEST VOLUME	PERCENT EAST IS OF TOTAL VOLUME	PERCENT WEST IS OF TOTAL VOLUME
6	18	2014	4	18	11687	8.06	176	144989	7196	4491	61.57	38.43
10	1	2014	4	17	11685	8.06	177	144989	6983	4702	59.76	40.24
10	3	2014	6	16	11685	8.06	178	144989	6581	5104	56.32	43.68
5	12	2014	2	17	11683	8.06	179	144989	6736	4947	57.66	42.34
7	16	2014	4	18	11678	8.05	180	144989	7371	4307	63.12	36.88
5	14	2014	4	17	11677	8.05	181	144989	6774	4903	58.01	41.99
1	30	2014	5	17	11675	8.05	182	144989	6779	4896	58.06	41.94
8	8	2014	6	16	11675	8.05	183	144989	6345	5330	54.35	45.65
1	28	2014	3	18	11666	8.05	184	144989	7329	4337	62.82	37.18
9	5	2014	6	17	11664	8.04	185	144989	6939	4725	59.49	40.51
10	1	2014	4	18	11664	8.04	186	144989	7377	4287	63.25	36.75
8	7	2014	5	17	11663	8.04	187	144989	6813	4850	58.42	41.58
4	18	2014	6	18	11662	8.04	188	144989	7195	4467	61.70	38.30
5	27	2014	3	18	11657	8.04	189	144989	7000	4657	60.05	39.95
10	14	2014	3	18	11657	8.04	190	144989	7129	4528	61.16	38.84
6	20	2014	6	17	11656	8.04	191	144989	6927	4729	59.43	40.57
3	24	2014	2	17	11654	8.04	192	144989	6792	4862	58.28	41.72
2	26	2014	4	8	11651	8.04	193	144989	4467	7184	38.34	61.66
5	20	2014	3	18	11650	8.04	194	144989	7233	4417	62.09	37.91
8	6	2014	4	17	11650	8.04	195	144989	6930	4720	59.48	40.52
10	21	2014	3	17	11650	8.04	196	144989	6875	4775	59.01	40.99
1	28	2014	3	17	11649	8.03	197	144989	6895	4754	59.19	40.81
8	5	2014	3	18	11644	8.03	198	144989	6943	4701	59.63	40.37
7	28	2014	2	17	11642	8.03	199	144989	6738	4904	57.88	42.12
2	25	2014	3	17	11641	8.03	200	144989	6772	4869	58.17	41.83



AADT= 201461 K 30 FACTOR= 7.05 K 100 FACTOR= 6.80 K 200 FACTOR= 6.60 D 30 FACTOR= 50.23



MO	DY	YR	DAY OF WK	HR	HR VOL	PERCENT OF AADT	HOUR NUMBER	AADT	NORTH VOLUME	SOUTH VOLUME	PERCENT NORTH IS OF TOTAL VOLUME	PERCENT SOUTH IS OF TOTAL VOLUME
2	2	2014	1	15	14982	7.44	1	201461	7579	7403	50.59	49.41
1	25	2014	7	16	14882	7.39	2	201461	7515	7367	50.50	49.50
3	15	2014	7	13	14832	7.36	3	201461	7327	7505	49.40	50.60
3	15	2014	7	17	14744	7.32	4	201461	7277	7467	49.36	50.64
1	25	2014	7	13	14731	7.31	5	201461	7393	7338	50.19	49.81
3	15	2014	7	14	14620	7.26	6	201461	7500	7120	51.30	48.70
2	6	2014	5	16	14611	7.25	7	201461	7260	7351	49.69	50.31
2	14	2014	6	16	14611	7.25	8	201461	7705	6906	52.73	47.27
2	26	2014	4	8	14577	7.24	9	201461	7983	6594	54.76	45.24
1	18	2014	7	14	14536	7.22	10	201461	7665	6871	52.73	47.27
1	18	2014	7	16	14535	7.21	11	201461	7646	6889	52.60	47.40

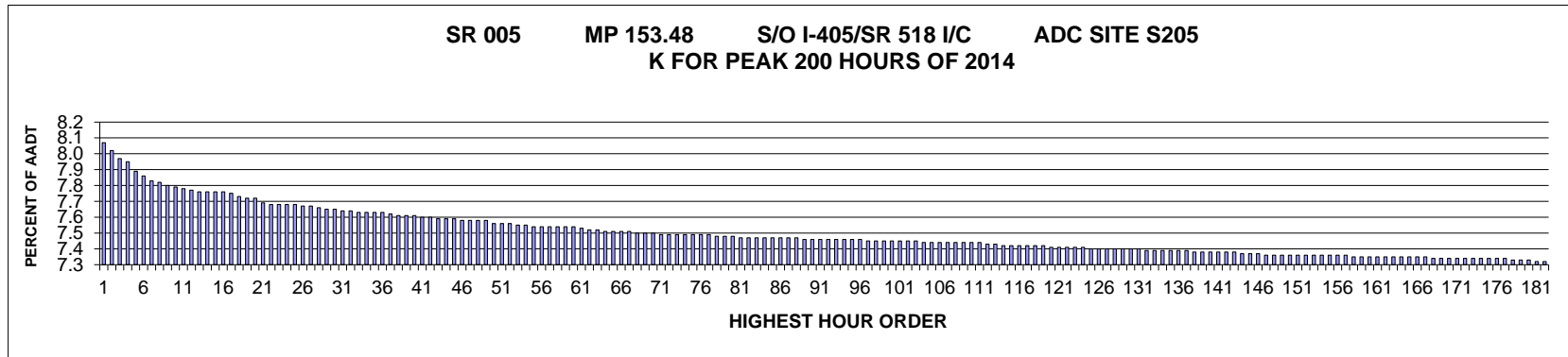
MO	DY	YR	DAY OF WK	HR	HR VOL	PERCENT OF AADT	HOUR NUMBER	AADT	NORTH VOLUME	SOUTH VOLUME	PERCENT NORTH IS OF TOTAL VOLUME	PERCENT SOUTH IS OF TOTAL VOLUME
1	25	2014	7	17	14515	7.20	12	201461	7284	7231	50.18	49.82
2	27	2014	5	8	14506	7.20	13	201461	7946	6560	54.78	45.22
2	7	2014	6	16	14463	7.18	14	201461	7370	7093	50.96	49.04
1	31	2014	6	16	14452	7.17	15	201461	7453	6999	51.57	48.43
3	18	2014	3	16	14439	7.17	16	201461	7191	7248	49.80	50.20
1	25	2014	7	14	14418	7.16	17	201461	7175	7243	49.76	50.24
2	14	2014	6	15	14418	7.16	18	201461	7184	7234	49.83	50.17
1	25	2014	7	15	14408	7.15	19	201461	7557	6851	52.45	47.55
1	16	2014	5	16	14405	7.15	20	201461	7342	7063	50.97	49.03
3	15	2014	7	16	14312	7.10	21	201461	6684	7628	46.70	53.30
2	13	2014	5	8	14302	7.10	22	201461	7907	6395	55.29	44.71
1	18	2014	7	15	14293	7.09	23	201461	7459	6834	52.19	47.81
3	1	2014	7	13	14291	7.09	24	201461	7337	6954	51.34	48.66
3	15	2014	7	18	14291	7.09	25	201461	6654	7637	46.56	53.44
1	18	2014	7	17	14277	7.09	26	201461	7412	6865	51.92	48.08
1	25	2014	7	18	14276	7.09	27	201461	7341	6935	51.42	48.58
2	17	2014	2	16	14254	7.08	28	201461	7073	7181	49.62	50.38
2	27	2014	5	16	14254	7.08	29	201461	7425	6829	52.09	47.91
1	21	2014	3	16	14201	7.05	30	201461	7133	7068	50.23	49.77
1	30	2014	5	16	14181	7.04	31	201461	7375	6806	52.01	47.99
2	25	2014	3	8	14168	7.03	32	201461	7817	6351	55.17	44.83
1	18	2014	7	13	14157	7.03	33	201461	7545	6612	53.30	46.70
2	26	2014	4	16	14149	7.02	34	201461	7262	6887	51.33	48.67
3	21	2014	6	14	14142	7.02	35	201461	6734	7408	47.62	52.38
2	8	2014	7	14	14141	7.02	36	201461	7116	7025	50.32	49.68
1	27	2014	2	16	14134	7.02	37	201461	7081	7053	50.10	49.90
1	14	2014	3	16	14133	7.02	38	201461	7142	6991	50.53	49.47
3	15	2014	7	15	14133	7.02	39	201461	6801	7332	48.12	51.88
2	4	2014	3	16	14131	7.01	40	201461	7084	7047	50.13	49.87
3	1	2014	7	14	14131	7.01	41	201461	7307	6824	51.71	48.29
3	6	2014	5	16	14130	7.01	42	201461	7340	6790	51.95	48.05
1	20	2014	2	16	14128	7.01	43	201461	7062	7066	49.99	50.01
2	12	2014	4	8	14108	7.00	44	201461	7891	6217	55.93	44.07
1	28	2014	3	16	14105	7.00	45	201461	7013	7092	49.72	50.28
2	8	2014	7	17	14093	7.00	46	201461	6795	7298	48.22	51.78
2	6	2014	5	8	14092	6.99	47	201461	7823	6269	55.51	44.49
3	1	2014	7	17	14088	6.99	48	201461	6952	7136	49.35	50.65
2	27	2014	5	9	14080	6.99	49	201461	7895	6185	56.07	43.93
1	3	2014	6	15	14053	6.98	50	201461	6859	7194	48.81	51.19
3	14	2014	6	15	14052	6.98	51	201461	7113	6939	50.62	49.38
2	11	2014	3	8	14049	6.97	52	201461	7908	6141	56.29	43.71

MO	DY	YR	DAY OF WK	HR	HR VOL	PERCENT OF AADT	HOUR NUMBER	AADT	NORTH VOLUME	SOUTH VOLUME	PERCENT NORTH IS OF TOTAL VOLUME	PERCENT SOUTH IS OF TOTAL VOLUME
2	28	2014	6	8	14045	6.97	53	201461	7719	6326	54.96	45.04
2	4	2014	3	8	14019	6.96	54	201461	7797	6222	55.62	44.38
3	1	2014	7	15	13985	6.94	55	201461	7141	6844	51.06	48.94
3	7	2014	6	8	13985	6.94	56	201461	7765	6220	55.52	44.48
2	27	2014	5	15	13983	6.94	57	201461	6862	7121	49.07	50.93
2	17	2014	2	15	13950	6.92	58	201461	6624	7326	47.48	52.52
1	10	2014	6	15	13948	6.92	59	201461	6913	7035	49.56	50.44
2	1	2014	7	14	13948	6.92	60	201461	7362	6586	52.78	47.22
2	22	2014	7	14	13914	6.91	61	201461	7048	6866	50.65	49.35
2	8	2014	7	13	13911	6.91	62	201461	7079	6832	50.89	49.11
3	17	2014	2	16	13911	6.91	63	201461	7219	6692	51.89	48.11
3	18	2014	3	8	13908	6.90	64	201461	7753	6155	55.74	44.26
1	30	2014	5	9	13907	6.90	65	201461	7927	5980	57.00	43.00
2	14	2014	6	14	13904	6.90	66	201461	6752	7152	48.56	51.44
1	30	2014	5	8	13901	6.90	67	201461	7738	6163	55.67	44.33
2	20	2014	5	16	13889	6.89	68	201461	7145	6744	51.44	48.56
2	7	2014	6	15	13883	6.89	69	201461	6743	7140	48.57	51.43
3	1	2014	7	16	13878	6.89	70	201461	6735	7143	48.53	51.47
2	19	2014	4	16	13877	6.89	71	201461	7020	6857	50.59	49.41
3	13	2014	5	8	13873	6.89	72	201461	7709	6164	55.57	44.43
3	20	2014	5	9	13861	6.88	73	201461	7718	6143	55.68	44.32
2	13	2014	5	16	13860	6.88	74	201461	7253	6607	52.33	47.67
3	20	2014	5	8	13852	6.88	75	201461	7726	6126	55.78	44.22
3	6	2014	5	15	13849	6.87	76	201461	6762	7087	48.83	51.17
2	28	2014	6	15	13834	6.87	77	201461	6985	6849	50.49	49.51
2	8	2014	7	16	13826	6.86	78	201461	6770	7056	48.97	51.03
3	20	2014	5	15	13810	6.85	79	201461	6939	6871	50.25	49.75
1	30	2014	5	15	13805	6.85	80	201461	6850	6955	49.62	50.38
2	8	2014	7	15	13805	6.85	81	201461	7033	6772	50.95	49.05
1	20	2014	2	15	13804	6.85	82	201461	6830	6974	49.48	50.52
2	25	2014	3	9	13796	6.85	83	201461	7794	6002	56.49	43.51
2	4	2014	3	9	13774	6.84	84	201461	7917	5857	57.48	42.52
3	13	2014	5	9	13770	6.84	85	201461	7682	6088	55.79	44.21
1	9	2014	5	8	13769	6.83	86	201461	7659	6110	55.62	44.38
2	19	2014	4	8	13765	6.83	87	201461	7691	6074	55.87	44.13
3	14	2014	6	14	13757	6.83	88	201461	6771	6986	49.22	50.78
1	6	2014	2	16	13749	6.82	89	201461	6941	6808	50.48	49.52
1	13	2014	2	16	13743	6.82	90	201461	7018	6725	51.07	48.93
2	20	2014	5	8	13736	6.82	91	201461	7717	6019	56.18	43.82
3	13	2014	5	15	13728	6.81	92	201461	6800	6928	49.53	50.47
1	31	2014	6	15	13715	6.81	93	201461	6653	7062	48.51	51.49

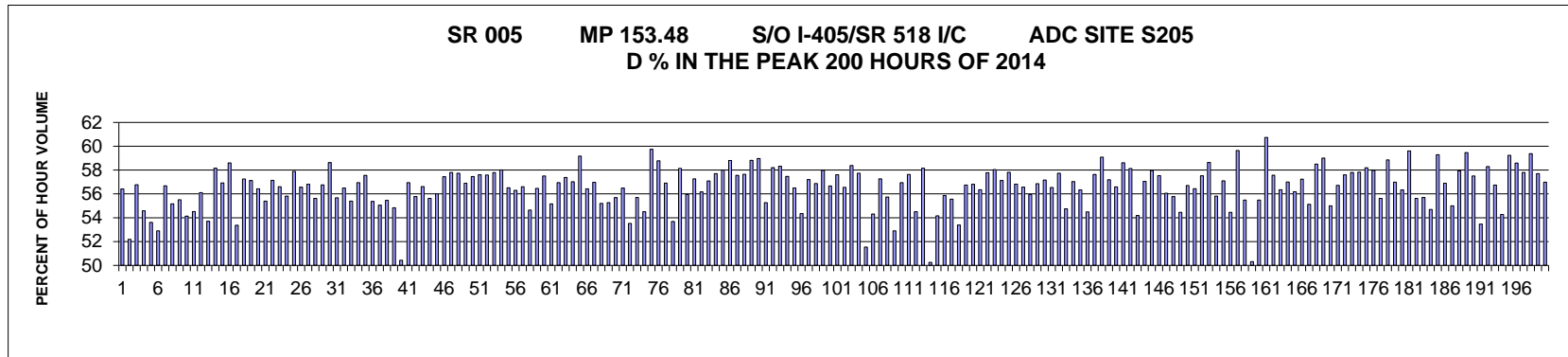
MO	DY	YR	DAY OF WK	HR	HR VOL	PERCENT OF AADT	HOUR NUMBER	AADT	NORTH VOLUME	SOUTH VOLUME	PERCENT NORTH IS OF TOTAL VOLUME	PERCENT SOUTH IS OF TOTAL VOLUME
2	13	2014	5	9	13713	6.81	94	201461	7757	5956	56.57	43.43
3	12	2014	4	8	13706	6.80	95	201461	7368	6338	53.76	46.24
2	25	2014	3	16	13701	6.80	96	201461	7148	6553	52.17	47.83
3	1	2014	7	18	13700	6.80	97	201461	6832	6868	49.87	50.13
1	16	2014	5	15	13698	6.80	98	201461	6692	7006	48.85	51.15
1	3	2014	6	16	13693	6.80	99	201461	6938	6755	50.67	49.33
2	5	2014	4	16	13692	6.80	100	201461	7204	6488	52.61	47.39
1	14	2014	3	8	13684	6.79	101	201461	7670	6014	56.05	43.95
2	26	2014	4	9	13677	6.79	102	201461	7691	5986	56.23	43.77
3	21	2014	6	8	13676	6.79	103	201461	7434	6242	54.36	45.64
3	22	2014	7	14	13669	6.78	104	201461	7790	5879	56.99	43.01
2	21	2014	6	15	13665	6.78	105	201461	6667	6998	48.79	51.21
3	21	2014	6	15	13663	6.78	106	201461	7009	6654	51.30	48.70
1	24	2014	6	8	13657	6.78	107	201461	7609	6048	55.72	44.28
1	28	2014	3	8	13657	6.78	108	201461	7581	6076	55.51	44.49
2	13	2014	5	15	13657	6.78	109	201461	6738	6919	49.34	50.66
3	3	2014	2	16	13655	6.78	110	201461	6858	6797	50.22	49.78
2	15	2014	7	12	13646	6.77	111	201461	6366	7280	46.65	53.35
3	18	2014	3	9	13642	6.77	112	201461	7606	6036	55.75	44.25
1	15	2014	4	8	13641	6.77	113	201461	7641	6000	56.01	43.99
3	11	2014	3	16	13636	6.77	114	201461	6729	6907	49.35	50.65
3	23	2014	1	14	13636	6.77	115	201461	6999	6637	51.33	48.67
1	13	2014	2	8	13631	6.77	116	201461	7431	6200	54.52	45.48
1	14	2014	3	9	13629	6.77	117	201461	7780	5849	57.08	42.92
3	15	2014	7	12	13614	6.76	118	201461	6684	6930	49.10	50.90
3	7	2014	6	14	13611	6.76	119	201461	6584	7027	48.37	51.63
1	10	2014	6	16	13607	6.75	120	201461	6881	6726	50.57	49.43
2	14	2014	6	8	13605	6.75	121	201461	7533	6072	55.37	44.63
2	1	2014	7	16	13603	6.75	122	201461	6757	6846	49.67	50.33
3	12	2014	4	15	13603	6.75	123	201461	6999	6604	51.45	48.55
3	7	2014	6	15	13590	6.75	124	201461	6900	6690	50.77	49.23
3	10	2014	2	16	13588	6.74	125	201461	6984	6604	51.40	48.60
1	2	2014	5	16	13577	6.74	126	201461	6787	6790	49.99	50.01
1	25	2014	7	12	13577	6.74	127	201461	6964	6613	51.29	48.71
3	13	2014	5	16	13575	6.74	128	201461	7250	6325	53.41	46.59
3	17	2014	2	9	13573	6.74	129	201461	7748	5825	57.08	42.92
3	21	2014	6	16	13559	6.73	130	201461	7527	6032	55.51	44.49
2	7	2014	6	8	13558	6.73	131	201461	7525	6033	55.50	44.50
2	14	2014	6	13	13558	6.73	132	201461	6677	6881	49.25	50.75
3	18	2014	3	15	13557	6.73	133	201461	6582	6975	48.55	51.45
2	11	2014	3	9	13556	6.73	134	201461	7758	5798	57.23	42.77

MO	DY	YR	DAY OF WK	HR	HR VOL	PERCENT OF AADT	HOUR NUMBER	AADT	NORTH VOLUME	SOUTH VOLUME	PERCENT NORTH IS OF TOTAL VOLUME	PERCENT SOUTH IS OF TOTAL VOLUME
1	31	2014	6	17	13555	6.73	135	201461	7301	6254	53.86	46.14
2	15	2014	7	14	13554	6.73	136	201461	6677	6877	49.26	50.74
1	10	2014	6	8	13552	6.73	137	201461	7433	6119	54.85	45.15
3	8	2014	7	13	13551	6.73	138	201461	6953	6598	51.31	48.69
1	22	2014	4	16	13544	6.72	139	201461	7014	6530	51.79	48.21
1	18	2014	7	18	13539	6.72	140	201461	6957	6582	51.38	48.62
2	1	2014	7	17	13539	6.72	141	201461	6700	6839	49.49	50.51
2	12	2014	4	9	13535	6.72	142	201461	7772	5763	57.42	42.58
1	23	2014	5	15	13529	6.72	143	201461	6553	6976	48.44	51.56
2	6	2014	5	9	13523	6.71	144	201461	7611	5912	56.28	43.72
2	10	2014	2	16	13523	6.71	145	201461	6751	6772	49.92	50.08
2	28	2014	6	9	13518	6.71	146	201461	7627	5891	56.42	43.58
1	18	2014	7	12	13515	6.71	147	201461	7260	6255	53.72	46.28
3	23	2014	1	16	13508	6.71	148	201461	6910	6598	51.15	48.85
2	8	2014	7	18	13503	6.70	149	201461	6405	7098	47.43	52.57
3	22	2014	7	13	13499	6.70	150	201461	7635	5864	56.56	43.44
1	15	2014	4	9	13498	6.70	151	201461	7616	5882	56.42	43.58
2	7	2014	6	17	13496	6.70	152	201461	7185	6311	53.24	46.76
1	23	2014	5	8	13485	6.69	153	201461	7324	6161	54.31	45.69
2	15	2014	7	13	13484	6.69	154	201461	6489	6995	48.12	51.88
3	11	2014	3	9	13478	6.69	155	201461	7532	5946	55.88	44.12
2	20	2014	5	15	13466	6.68	156	201461	6903	6563	51.26	48.74
3	11	2014	3	15	13466	6.68	157	201461	6502	6964	48.28	51.72
1	22	2014	4	9	13462	6.68	158	201461	7736	5726	57.47	42.53
2	3	2014	2	16	13451	6.68	159	201461	6809	6642	50.62	49.38
2	28	2014	6	14	13450	6.68	160	201461	6455	6995	47.99	52.01
3	17	2014	2	8	13447	6.67	161	201461	7420	6027	55.18	44.82
2	5	2014	4	8	13445	6.67	162	201461	7310	6135	54.37	45.63
2	15	2014	7	15	13439	6.67	163	201461	6736	6703	50.12	49.88
2	22	2014	7	16	13439	6.67	164	201461	6415	7024	47.73	52.27
3	21	2014	6	13	13436	6.67	165	201461	6587	6849	49.03	50.97
1	13	2014	2	9	13428	6.67	166	201461	7635	5793	56.86	43.14
2	1	2014	7	13	13423	6.66	167	201461	6935	6488	51.67	48.33
1	27	2014	2	8	13419	6.66	168	201461	7415	6004	55.26	44.74
1	21	2014	3	8	13412	6.66	169	201461	7323	6089	54.60	45.40
1	14	2014	3	15	13402	6.65	170	201461	6556	6846	48.92	51.08
3	7	2014	6	9	13402	6.65	171	201461	7552	5850	56.35	43.65
2	1	2014	7	15	13401	6.65	172	201461	6826	6575	50.94	49.06
2	22	2014	7	15	13398	6.65	173	201461	6554	6844	48.92	51.08
3	4	2014	3	16	13394	6.65	174	201461	6903	6491	51.54	48.46
2	2	2014	1	14	13392	6.65	175	201461	6759	6633	50.47	49.53

MO	DY	YR	DAY OF WK	HR	HR VOL	PERCENT OF AADT	HOUR NUMBER	AADT	NORTH VOLUME	SOUTH VOLUME	PERCENT NORTH IS OF TOTAL VOLUME	PERCENT SOUTH IS OF TOTAL VOLUME
3	22	2014	7	15	13389	6.65	176	201461	7294	6095	54.48	45.52
2	28	2014	6	16	13383	6.64	177	201461	6924	6459	51.74	48.26
1	16	2014	5	9	13381	6.64	178	201461	7466	5915	55.80	44.20
1	3	2014	6	14	13369	6.64	179	201461	6510	6859	48.69	51.31
2	22	2014	7	13	13366	6.63	180	201461	6680	6686	49.98	50.02
3	5	2014	4	16	13358	6.63	181	201461	6874	6484	51.46	48.54
1	21	2014	3	9	13357	6.63	182	201461	7530	5827	56.37	43.63
2	4	2014	3	17	13355	6.63	183	201461	6958	6397	52.10	47.90
1	31	2014	6	14	13352	6.63	184	201461	6564	6788	49.16	50.84
1	9	2014	5	9	13345	6.62	185	201461	7574	5771	56.76	43.24
3	4	2014	3	8	13344	6.62	186	201461	7265	6079	54.44	45.56
1	22	2014	4	8	13342	6.62	187	201461	7361	5981	55.17	44.83
2	7	2014	6	9	13342	6.62	188	201461	7495	5847	56.18	43.82
2	25	2014	3	15	13330	6.62	189	201461	6600	6730	49.51	50.49
2	28	2014	6	13	13327	6.62	190	201461	6578	6749	49.36	50.64
1	7	2014	3	16	13323	6.61	191	201461	6808	6515	51.10	48.90
1	15	2014	4	15	13316	6.61	192	201461	6533	6783	49.06	50.94
2	26	2014	4	17	13316	6.61	193	201461	7038	6278	52.85	47.15
2	17	2014	2	14	13312	6.61	194	201461	6190	7122	46.50	53.50
2	19	2014	4	9	13307	6.61	195	201461	7536	5771	56.63	43.37
3	5	2014	4	15	13305	6.60	196	201461	6477	6828	48.68	51.32
1	28	2014	3	17	13303	6.60	197	201461	6969	6334	52.39	47.61
2	21	2014	6	16	13303	6.60	198	201461	7045	6258	52.96	47.04
3	6	2014	5	9	13300	6.60	199	201461	7513	5787	56.49	43.51
3	8	2014	7	12	13295	6.60	200	201461	6727	6568	50.60	49.40



AADT= 212651 K 30 FACTOR= 7.63 K 100 FACTOR= 7.43 K 200 FACTOR= 7.28 D 30 FACTOR= 58.63



MO	DY	YR	DAY OF WK	HR	HR VOL	PERCENT OF AADT	HOUR NUMBER	AADT	NORTH VOLUME	SOUTH VOLUME	PERCENT NORTH IS OF TOTAL VOLUME	PERCENT SOUTH IS OF TOTAL VOLUME
6	13	2014	6	15	17114	8.05	1	212651	7460	9654	43.59	56.41
8	15	2014	6	17	17002	8.00	2	212651	8128	8874	47.81	52.19
11	26	2014	4	15	16908	7.95	3	212651	7310	9598	43.23	56.77
8	22	2014	6	15	16853	7.93	4	212651	7655	9198	45.42	54.58
8	15	2014	6	16	16731	7.87	5	212651	7761	8970	46.39	53.61
8	22	2014	6	17	16679	7.84	6	212651	7855	8824	47.10	52.90
7	25	2014	6	15	16615	7.81	7	212651	7197	9418	43.32	56.68
11	26	2014	4	14	16586	7.80	8	212651	7437	9149	44.84	55.16
2	14	2014	6	16	16544	7.78	9	212651	7360	9184	44.49	55.51
6	13	2014	6	17	16523	7.77	10	212651	7578	8945	45.86	54.14
10	10	2014	6	17	16507	7.76	11	212651	7507	9000	45.48	54.52
12	19	2014	6	15	16488	7.75	12	212651	7237	9251	43.89	56.11
8	15	2014	6	15	16462	7.74	13	212651	7621	8841	46.29	53.71

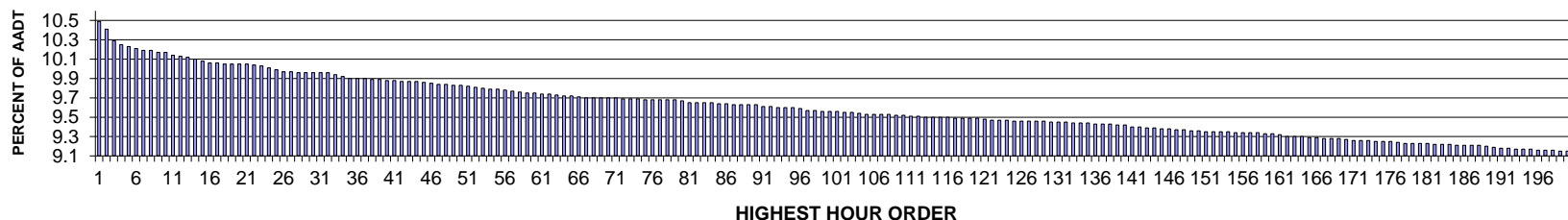
MO	DY	YR	DAY OF WK	HR	HR VOL	PERCENT OF AADT	HOUR NUMBER	AADT	NORTH VOLUME	SOUTH VOLUME	PERCENT NORTH IS OF TOTAL VOLUME	PERCENT SOUTH IS OF TOTAL VOLUME
4	18	2014	6	15	16457	7.74	14	212651	6885	9572	41.84	58.16
3	14	2014	6	15	16455	7.74	15	212651	7089	9366	43.08	56.92
1	17	2014	6	16	16449	7.74	16	212651	6810	9639	41.40	58.60
8	22	2014	6	16	16446	7.73	17	212651	7669	8777	46.63	53.37
8	14	2014	5	15	16399	7.71	18	212651	7011	9388	42.75	57.25
8	29	2014	6	15	16381	7.70	19	212651	7022	9359	42.87	57.13
11	7	2014	6	15	16380	7.70	20	212651	7136	9244	43.57	56.43
6	25	2014	4	18	16304	7.67	21	212651	7273	9031	44.61	55.39
2	14	2014	6	15	16294	7.66	22	212651	6983	9311	42.86	57.14
10	10	2014	6	15	16292	7.66	23	212651	7071	9221	43.40	56.60
12	19	2014	6	17	16283	7.66	24	212651	7194	9089	44.18	55.82
6	27	2014	6	15	16280	7.66	25	212651	6856	9424	42.11	57.89
6	27	2014	6	16	16262	7.65	26	212651	7063	9199	43.43	56.57
3	21	2014	6	15	16261	7.65	27	212651	7024	9237	43.20	56.80
6	10	2014	3	17	16241	7.64	28	212651	7206	9035	44.37	55.63
4	11	2014	6	15	16234	7.63	29	212651	7020	9214	43.24	56.76
1	17	2014	6	15	16231	7.63	30	212651	6715	9516	41.37	58.63
12	23	2014	3	15	16206	7.62	31	212651	7183	9023	44.32	55.68
12	22	2014	2	15	16198	7.62	32	212651	7048	9150	43.51	56.49
8	28	2014	5	15	16188	7.61	33	212651	7222	8966	44.61	55.39
6	20	2014	6	15	16185	7.61	34	212651	6967	9218	43.05	56.95
8	8	2014	6	15	16181	7.61	35	212651	6867	9314	42.44	57.56
10	10	2014	6	16	16180	7.61	36	212651	7221	8959	44.63	55.37
8	8	2014	6	17	16171	7.60	37	212651	7269	8902	44.95	55.05
9	4	2014	5	15	16149	7.59	38	212651	7192	8957	44.54	55.46
6	11	2014	4	17	16148	7.59	39	212651	7294	8854	45.17	54.83
8	15	2014	6	18	16141	7.59	40	212651	8142	7999	50.44	49.56
4	4	2014	6	17	16125	7.58	41	212651	6944	9181	43.06	56.94
7	11	2014	6	15	16124	7.58	42	212651	7130	8994	44.22	55.78
12	12	2014	6	15	16106	7.57	43	212651	6986	9120	43.38	56.62
12	31	2014	4	15	16097	7.57	44	212651	7143	8954	44.37	55.63
8	7	2014	5	15	16090	7.57	45	212651	7078	9012	43.99	56.01
5	2	2014	6	15	16085	7.56	46	212651	6845	9240	42.56	57.44
10	24	2014	6	15	16082	7.56	47	212651	6786	9296	42.20	57.80
12	5	2014	6	15	16081	7.56	48	212651	6798	9283	42.27	57.73
11	14	2014	6	15	16078	7.56	49	212651	6931	9147	43.11	56.89
10	31	2014	6	15	16039	7.54	50	212651	6823	9216	42.54	57.46
6	6	2014	6	15	16033	7.54	51	212651	6797	9236	42.39	57.61
3	7	2014	6	15	16024	7.54	52	212651	6798	9226	42.42	57.58
4	4	2014	6	15	16021	7.53	53	212651	6762	9259	42.21	57.79
12	22	2014	2	16	16012	7.53	54	212651	6723	9289	41.99	58.01
1	17	2014	6	17	15998	7.52	55	212651	6958	9040	43.49	56.51
6	26	2014	5	15	15997	7.52	56	212651	6990	9007	43.70	56.30
8	20	2014	4	15	15997	7.52	57	212651	6943	9054	43.40	56.60
12	5	2014	6	17	15991	7.52	58	212651	7252	8739	45.35	54.65
8	13	2014	4	15	15985	7.52	59	212651	6960	9025	43.54	56.46
6	26	2014	5	16	15982	7.52	60	212651	6790	9192	42.49	57.51
6	20	2014	6	16	15970	7.51	61	212651	7161	8809	44.84	55.16

MO	DY	YR	DAY OF WK	HR	HR VOL	PERCENT OF AADT	HOUR NUMBER	AADT	NORTH VOLUME	SOUTH VOLUME	PERCENT NORTH IS OF TOTAL VOLUME	PERCENT SOUTH IS OF TOTAL VOLUME
8	21	2014	5	15	15948	7.50	62	212651	6865	9083	43.05	56.95
8	13	2014	4	16	15947	7.50	63	212651	6796	9151	42.62	57.38
2	28	2014	6	15	15937	7.49	64	212651	6849	9088	42.98	57.02
12	15	2014	2	15	15929	7.49	65	212651	6504	9425	40.83	59.17
9	26	2014	6	15	15928	7.49	66	212651	6942	8986	43.58	56.42
10	31	2014	6	17	15923	7.49	67	212651	6851	9072	43.03	56.97
6	12	2014	5	18	15910	7.48	68	212651	7127	8783	44.80	55.20
6	27	2014	6	17	15909	7.48	69	212651	7116	8793	44.73	55.27
8	20	2014	4	17	15900	7.48	70	212651	7045	8855	44.31	55.69
9	26	2014	6	16	15894	7.47	71	212651	6915	8979	43.51	56.49
6	13	2014	6	18	15892	7.47	72	212651	7387	8505	46.48	53.52
7	18	2014	6	15	15891	7.47	73	212651	7040	8851	44.30	55.70
4	25	2014	6	17	15886	7.47	74	212651	7228	8658	45.50	54.50
6	17	2014	3	16	15883	7.47	75	212651	6395	9488	40.26	59.74
12	17	2014	4	15	15876	7.47	76	212651	6544	9332	41.22	58.78
6	23	2014	2	17	15875	7.47	77	212651	6840	9035	43.09	56.91
5	30	2014	6	18	15872	7.46	78	212651	7351	8521	46.31	53.69
5	2	2014	6	16	15858	7.46	79	212651	6638	9220	41.86	58.14
7	31	2014	5	15	15857	7.46	80	212651	6984	8873	44.04	55.96
4	11	2014	6	16	15853	7.45	81	212651	6775	9078	42.74	57.26
5	16	2014	6	15	15852	7.45	82	212651	6948	8904	43.83	56.17
4	4	2014	6	16	15850	7.45	83	212651	6802	9048	42.91	57.09
7	3	2014	5	15	15848	7.45	84	212651	6706	9142	42.31	57.69
6	10	2014	3	16	15836	7.45	85	212651	6651	9185	42.00	58.00
12	16	2014	3	15	15834	7.45	86	212651	6523	9311	41.20	58.80
5	30	2014	6	15	15833	7.45	87	212651	6719	9114	42.44	57.56
8	26	2014	3	15	15833	7.45	88	212651	6705	9128	42.35	57.65
3	18	2014	3	17	15829	7.44	89	212651	6518	9311	41.18	58.82
2	7	2014	6	16	15826	7.44	90	212651	6493	9333	41.03	58.97
6	26	2014	5	17	15826	7.44	91	212651	7079	8747	44.73	55.27
3	13	2014	5	17	15814	7.44	92	212651	6611	9203	41.80	58.20
6	23	2014	2	16	15814	7.44	93	212651	6592	9222	41.68	58.32
2	21	2014	6	17	15813	7.44	94	212651	6725	9088	42.53	57.47
8	21	2014	5	16	15812	7.44	95	212651	6878	8934	43.50	56.50
12	12	2014	6	17	15811	7.44	96	212651	7218	8593	45.65	54.35
8	29	2014	6	16	15810	7.43	97	212651	6766	9044	42.80	57.20
8	5	2014	3	16	15809	7.43	98	212651	6818	8991	43.13	56.87
7	28	2014	2	15	15801	7.43	99	212651	6641	9160	42.03	57.97
8	12	2014	3	15	15801	7.43	100	212651	6847	8954	43.33	56.67
2	27	2014	5	17	15793	7.43	101	212651	6694	9099	42.39	57.61
3	21	2014	6	16	15792	7.43	102	212651	6862	8930	43.45	56.55
12	17	2014	4	16	15792	7.43	103	212651	6573	9219	41.62	58.38
10	24	2014	6	16	15789	7.42	104	212651	6672	9117	42.26	57.74
6	12	2014	5	17	15787	7.42	105	212651	7651	8136	48.46	51.54
11	7	2014	6	18	15786	7.42	106	212651	7212	8574	45.69	54.31
10	31	2014	6	16	15785	7.42	107	212651	6747	9038	42.74	57.26
5	7	2014	4	17	15783	7.42	108	212651	6986	8797	44.26	55.74
7	25	2014	6	18	15771	7.42	109	212651	7428	8343	47.10	52.90

MO	DY	YR	DAY OF WK	HR	HR VOL	PERCENT OF AADT	HOUR NUMBER	AADT	NORTH VOLUME	SOUTH VOLUME	PERCENT NORTH IS OF TOTAL VOLUME	PERCENT SOUTH IS OF TOTAL VOLUME
9	12	2014	6	15	15771	7.42	110	212651	6789	8982	43.05	56.95
11	11	2014	3	15	15769	7.42	111	212651	6681	9088	42.37	57.63
6	25	2014	4	17	15761	7.41	112	212651	7170	8591	45.49	54.51
10	3	2014	6	15	15748	7.41	113	212651	6591	9157	41.85	58.15
8	22	2014	6	18	15745	7.40	114	212651	7914	7831	50.26	49.74
8	20	2014	4	18	15742	7.40	115	212651	7216	8526	45.84	54.16
7	30	2014	4	15	15738	7.40	116	212651	6945	8793	44.13	55.87
8	13	2014	4	17	15737	7.40	117	212651	6994	8743	44.44	55.56
7	30	2014	4	18	15736	7.40	118	212651	7336	8400	46.62	53.38
5	9	2014	6	15	15729	7.40	119	212651	6804	8925	43.26	56.74
5	16	2014	6	16	15725	7.39	120	212651	6791	8934	43.19	56.81
7	9	2014	4	17	15720	7.39	121	212651	6861	8859	43.65	56.35
1	31	2014	6	17	15718	7.39	122	212651	6637	9081	42.23	57.77
6	19	2014	5	15	15707	7.39	123	212651	6590	9117	41.96	58.04
6	25	2014	4	16	15705	7.39	124	212651	6733	8972	42.87	57.13
1	31	2014	6	15	15697	7.38	125	212651	6623	9074	42.19	57.81
7	17	2014	5	15	15697	7.38	126	212651	6778	8919	43.18	56.82
11	26	2014	4	16	15690	7.38	127	212651	6815	8875	43.44	56.56
6	12	2014	5	15	15689	7.38	128	212651	6912	8777	44.06	55.94
8	7	2014	5	16	15686	7.38	129	212651	6767	8919	43.14	56.86
10	24	2014	6	17	15686	7.38	130	212651	6720	8966	42.84	57.16
5	15	2014	5	17	15685	7.38	131	212651	6817	8868	43.46	56.54
9	5	2014	6	15	15673	7.37	132	212651	6625	9048	42.27	57.73
7	11	2014	6	17	15672	7.37	133	212651	7092	8580	45.25	54.75
8	14	2014	5	18	15667	7.37	134	212651	6732	8935	42.97	57.03
7	17	2014	5	16	15665	7.37	135	212651	6840	8825	43.66	56.34
8	12	2014	3	18	15665	7.37	136	212651	7129	8536	45.51	54.49
6	17	2014	3	15	15664	7.37	137	212651	6637	9027	42.37	57.63
5	28	2014	4	16	15658	7.36	138	212651	6407	9251	40.92	59.08
3	12	2014	4	17	15650	7.36	139	212651	6700	8950	42.81	57.19
5	22	2014	5	18	15647	7.36	140	212651	6793	8854	43.41	56.59
6	18	2014	4	15	15647	7.36	141	212651	6476	9171	41.39	58.61
8	4	2014	2	15	15645	7.36	142	212651	6551	9094	41.87	58.13
9	26	2014	6	17	15642	7.36	143	212651	7166	8476	45.81	54.19
8	12	2014	3	16	15629	7.35	144	212651	6713	8916	42.95	57.05
6	24	2014	3	16	15625	7.35	145	212651	6570	9055	42.05	57.95
2	21	2014	6	16	15621	7.35	146	212651	6635	8986	42.47	57.53
7	10	2014	5	18	15617	7.34	147	212651	6864	8753	43.95	56.05
7	1	2014	3	17	15615	7.34	148	212651	6907	8708	44.23	55.77
12	19	2014	6	16	15615	7.34	149	212651	7113	8502	45.55	54.45
12	5	2014	6	16	15612	7.34	150	212651	6758	8854	43.29	56.71
8	11	2014	2	17	15610	7.34	151	212651	6800	8810	43.56	56.44
7	2	2014	4	15	15606	7.34	152	212651	6630	8976	42.48	57.52
2	19	2014	4	17	15604	7.34	153	212651	6454	9150	41.36	58.64
8	8	2014	6	16	15604	7.34	154	212651	6895	8709	44.19	55.81
1	24	2014	6	15	15603	7.34	155	212651	6693	8910	42.90	57.10
11	7	2014	6	16	15601	7.34	156	212651	7106	8495	45.55	54.45
11	20	2014	5	15	15598	7.34	157	212651	6295	9303	40.36	59.64

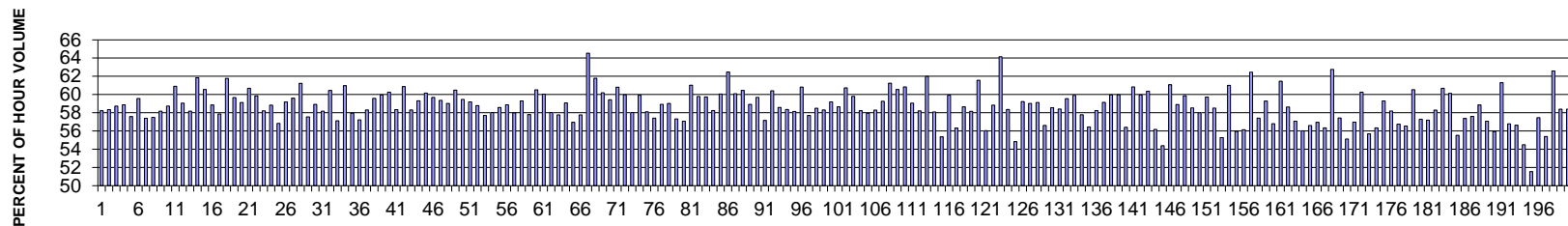
MO	DY	YR	DAY OF WK	HR	HR VOL	PERCENT OF AADT	HOUR NUMBER	AADT	NORTH VOLUME	SOUTH VOLUME	PERCENT NORTH IS OF TOTAL VOLUME	PERCENT SOUTH IS OF TOTAL VOLUME
7	9	2014	4	18	15594	7.33	158	212651	6943	8651	44.52	55.48
10	10	2014	6	18	15593	7.33	159	212651	7846	7747	50.32	49.68
6	24	2014	3	17	15591	7.33	160	212651	6941	8650	44.52	55.48
3	6	2014	5	16	15589	7.33	161	212651	6121	9468	39.26	60.74
2	13	2014	5	17	15588	7.33	162	212651	6614	8974	42.43	57.57
3	21	2014	6	17	15587	7.33	163	212651	6804	8783	43.65	56.35
11	10	2014	2	17	15582	7.33	164	212651	6701	8881	43.00	57.00
2	26	2014	4	17	15581	7.33	165	212651	6828	8753	43.82	56.18
5	27	2014	3	17	15581	7.33	166	212651	6663	8918	42.76	57.24
7	11	2014	6	16	15580	7.33	167	212651	6990	8590	44.87	55.13
8	4	2014	2	16	15576	7.32	168	212651	6464	9112	41.50	58.50
2	25	2014	3	17	15575	7.32	169	212651	6386	9189	41.00	59.00
6	20	2014	6	17	15575	7.32	170	212651	7008	8567	45.00	55.00
4	18	2014	6	17	15574	7.32	171	212651	6741	8833	43.28	56.72
4	21	2014	2	17	15574	7.32	172	212651	6604	8970	42.40	57.60
6	11	2014	4	15	15572	7.32	173	212651	6572	9000	42.20	57.80
4	2	2014	4	17	15566	7.32	174	212651	6566	9000	42.18	57.82
5	22	2014	5	16	15564	7.32	175	212651	6508	9056	41.81	58.19
3	31	2014	2	17	15557	7.32	176	212651	6539	9018	42.03	57.97
10	3	2014	6	17	15556	7.32	177	212651	6903	8653	44.38	55.62
3	7	2014	6	16	15555	7.31	178	212651	6401	9154	41.15	58.85
12	31	2014	4	17	15545	7.31	179	212651	6686	8859	43.01	56.99
9	18	2014	5	18	15536	7.31	180	212651	6784	8752	43.67	56.33
3	6	2014	5	15	15533	7.30	181	212651	6276	9257	40.40	59.60
7	18	2014	6	16	15531	7.30	182	212651	6891	8640	44.37	55.63
6	6	2014	6	17	15529	7.30	183	212651	6879	8650	44.30	55.70
4	25	2014	6	16	15528	7.30	184	212651	7035	8493	45.31	54.69
1	10	2014	6	15	15527	7.30	185	212651	6321	9206	40.71	59.29
6	25	2014	4	15	15524	7.30	186	212651	6693	8831	43.11	56.89
7	25	2014	6	16	15521	7.30	187	212651	6985	8536	45.00	55.00
8	18	2014	2	15	15519	7.30	188	212651	6529	8990	42.07	57.93
2	27	2014	5	16	15514	7.30	189	212651	6289	9225	40.54	59.46
5	20	2014	3	17	15514	7.30	190	212651	6592	8922	42.49	57.51
5	30	2014	6	17	15513	7.30	191	212651	7220	8293	46.54	53.46
7	9	2014	4	15	15511	7.29	192	212651	6469	9042	41.71	58.29
5	23	2014	6	16	15510	7.29	193	212651	6709	8801	43.26	56.74
7	25	2014	6	17	15509	7.29	194	212651	7091	8418	45.72	54.28
12	9	2014	3	15	15508	7.29	195	212651	6321	9187	40.76	59.24
6	17	2014	3	17	15504	7.29	196	212651	6422	9082	41.42	58.58
8	25	2014	2	16	15503	7.29	197	212651	6542	8961	42.20	57.80
4	15	2014	3	17	15502	7.29	198	212651	6297	9205	40.62	59.38
7	8	2014	3	17	15502	7.29	199	212651	6558	8944	42.30	57.70
6	30	2014	2	15	15489	7.28	200	212651	6662	8827	43.01	56.99

**SR 520 MP 0.00 SR 520 BEGIN ROUTE ADC SITE S502
K FOR PEAK 200 HOURS OF 2014**



AADT= 45793 K 30 FACTOR= 9.96 K 100 FACTOR= 9.56 K 200 FACTOR= 9.15 D 30 FACTOR= 58.93

**SR 520 MP 0.00 SR 520 BEGIN ROUTE ADC SITE S502
D % IN THE PEAK 200 HOURS OF 2014**



MO	DY	YR	DAY OF WK	HR	HR VOL	PERCENT OF AADT	HOUR NUMBER	AADT	EAST VOLUME	WEST VOLUME	PERCENT EAST IS OF TOTAL VOLUME	PERCENT WEST IS OF TOTAL VOLUME
2	6	2014	5	9	4802	10.49	1	45793	2006	2796	41.77	58.23
1	14	2014	3	9	4768	10.41	2	45793	1986	2782	41.65	58.35
2	27	2014	5	9	4714	10.29	3	45793	1945	2769	41.26	58.74
3	20	2014	5	9	4692	10.25	4	45793	1930	2762	41.13	58.87
7	17	2014	5	9	4683	10.23	5	45793	1986	2697	42.41	57.59
8	5	2014	3	9	4675	10.21	6	45793	1890	2785	40.43	59.57
4	23	2014	4	9	4668	10.19	7	45793	1989	2679	42.61	57.39
5	1	2014	5	9	4666	10.19	8	45793	1983	2683	42.50	57.50
2	4	2014	3	9	4656	10.17	9	45793	1947	2709	41.82	58.18
5	27	2014	3	9	4656	10.17	10	45793	1921	2735	41.26	58.74
9	30	2014	3	9	4642	10.14	11	45793	1815	2827	39.10	60.90

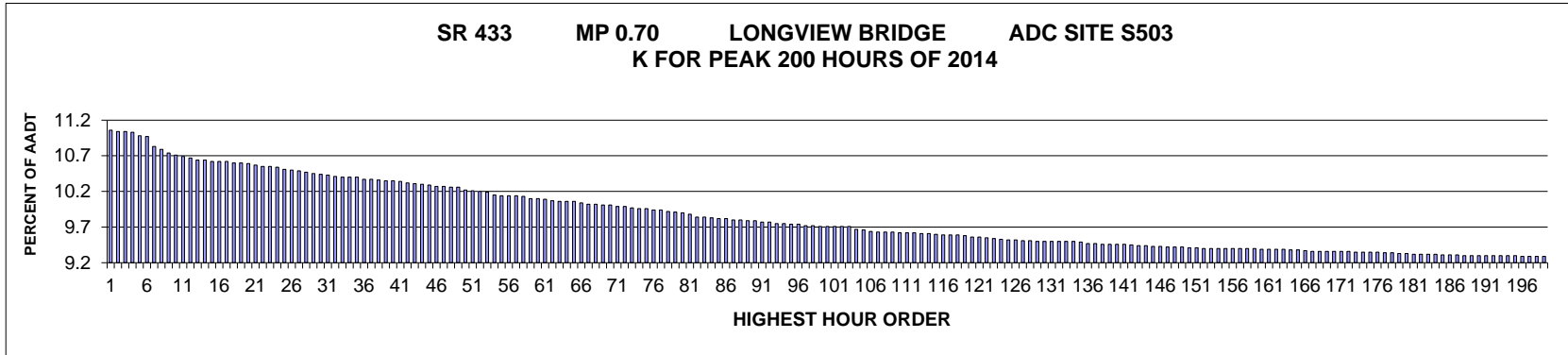
MO	DY	YR	DAY OF WK	HR	HR VOL	PERCENT OF AADT	HOUR NUMBER	AADT	EAST VOLUME	WEST VOLUME	PERCENT EAST IS OF TOTAL VOLUME	PERCENT WEST IS OF TOTAL VOLUME
4	24	2014	5	9	4639	10.13	12	45793	1899	2740	40.94	59.06
7	9	2014	4	9	4636	10.12	13	45793	1939	2697	41.82	58.18
1	9	2014	5	9	4624	10.10	14	45793	1765	2859	38.17	61.83
10	14	2014	3	9	4618	10.08	15	45793	1822	2796	39.45	60.55
1	30	2014	5	9	4605	10.06	16	45793	1895	2710	41.15	58.85
7	10	2014	5	9	4605	10.06	17	45793	1940	2665	42.13	57.87
1	23	2014	5	9	4604	10.05	18	45793	1760	2844	38.23	61.77
1	28	2014	3	9	4604	10.05	19	45793	1857	2747	40.33	59.67
2	11	2014	3	9	4604	10.05	20	45793	1882	2722	40.88	59.12
4	28	2014	2	9	4602	10.05	21	45793	1809	2793	39.31	60.69
2	25	2014	3	9	4599	10.04	22	45793	1846	2753	40.14	59.86
10	16	2014	5	9	4594	10.03	23	45793	1920	2674	41.79	58.21
3	26	2014	4	9	4582	10.01	24	45793	1886	2696	41.16	58.84
4	21	2014	2	9	4576	9.99	25	45793	1975	2601	43.16	56.84
4	15	2014	3	9	4566	9.97	26	45793	1864	2702	40.82	59.18
1	27	2014	2	9	4564	9.97	27	45793	1844	2720	40.40	59.60
1	8	2014	4	9	4563	9.96	28	45793	1769	2794	38.77	61.23
4	1	2014	3	9	4563	9.96	29	45793	1937	2626	42.45	57.55
8	7	2014	5	9	4563	9.96	30	45793	1874	2689	41.07	58.93
5	21	2014	4	9	4562	9.96	31	45793	1908	2654	41.82	58.18
3	10	2014	2	9	4560	9.96	32	45793	1804	2756	39.56	60.44
8	19	2014	3	9	4553	9.94	33	45793	1952	2601	42.87	57.13
3	24	2014	2	9	4544	9.92	34	45793	1773	2771	39.02	60.98
9	23	2014	3	9	4535	9.90	35	45793	1907	2628	42.05	57.95
7	15	2014	3	9	4533	9.90	36	45793	1939	2594	42.78	57.22
7	8	2014	3	9	4532	9.90	37	45793	1889	2643	41.68	58.32
3	6	2014	5	9	4528	9.89	38	45793	1830	2698	40.42	59.58
11	14	2014	6	9	4528	9.89	39	45793	1813	2715	40.04	59.96
3	13	2014	5	9	4526	9.88	40	45793	1798	2728	39.73	60.27
3	31	2014	2	9	4526	9.88	41	45793	1885	2641	41.65	58.35
1	6	2014	2	9	4521	9.87	42	45793	1769	2752	39.13	60.87
5	8	2014	5	9	4520	9.87	43	45793	1884	2636	41.68	58.32
1	22	2014	4	9	4518	9.87	44	45793	1838	2680	40.68	59.32
1	15	2014	4	9	4513	9.86	45	45793	1798	2715	39.84	60.16
7	29	2014	3	9	4510	9.85	46	45793	1818	2692	40.31	59.69
1	21	2014	3	9	4507	9.84	47	45793	1831	2676	40.63	59.37
8	6	2014	4	9	4507	9.84	48	45793	1847	2660	40.98	59.02
4	14	2014	2	9	4503	9.83	49	45793	1779	2724	39.51	60.49
9	16	2014	3	9	4503	9.83	50	45793	1825	2678	40.53	59.47
3	17	2014	2	9	4495	9.82	51	45793	1834	2661	40.80	59.20
11	5	2014	4	9	4492	9.81	52	45793	1851	2641	41.21	58.79

MO	DY	YR	DAY OF WK	HR	HR VOL	PERCENT OF AADT	HOUR NUMBER	AADT	EAST VOLUME	WEST VOLUME	PERCENT EAST IS OF TOTAL VOLUME	PERCENT WEST IS OF TOTAL VOLUME
5	22	2014	5	9	4486	9.80	53	45793	1897	2589	42.29	57.71
3	27	2014	5	9	4485	9.79	54	45793	1883	2602	41.98	58.02
11	18	2014	3	9	4484	9.79	55	45793	1857	2627	41.41	58.59
5	19	2014	2	9	4477	9.78	56	45793	1841	2636	41.12	58.88
9	18	2014	5	9	4473	9.77	57	45793	1879	2594	42.01	57.99
8	13	2014	4	9	4471	9.76	58	45793	1820	2651	40.71	59.29
4	30	2014	4	9	4467	9.75	59	45793	1885	2582	42.20	57.80
1	17	2014	6	9	4465	9.75	60	45793	1763	2702	39.48	60.52
1	7	2014	3	9	4460	9.74	61	45793	1782	2678	39.96	60.04
7	14	2014	2	9	4459	9.74	62	45793	1872	2587	41.98	58.02
5	14	2014	4	9	4457	9.73	63	45793	1882	2575	42.23	57.77
5	5	2014	2	9	4452	9.72	64	45793	1822	2630	40.93	59.07
4	10	2014	5	9	4449	9.72	65	45793	1915	2534	43.04	56.96
5	15	2014	5	9	4447	9.71	66	45793	1878	2569	42.23	57.77
7	22	2014	3	8	4443	9.70	67	45793	1576	2867	35.47	64.53
10	27	2014	2	9	4443	9.70	68	45793	1698	2745	38.22	61.78
7	1	2014	3	9	4442	9.70	69	45793	1768	2674	39.80	60.20
12	16	2014	3	9	4442	9.70	70	45793	1802	2640	40.57	59.43
2	28	2014	6	9	4441	9.70	71	45793	1741	2700	39.20	60.80
4	2	2014	4	9	4439	9.69	72	45793	1777	2662	40.03	59.97
7	7	2014	2	9	4437	9.69	73	45793	1862	2575	41.97	58.03
8	14	2014	5	9	4436	9.69	74	45793	1778	2658	40.08	59.92
7	30	2014	4	9	4435	9.68	75	45793	1858	2577	41.89	58.11
2	13	2014	5	9	4434	9.68	76	45793	1888	2546	42.58	57.42
2	26	2014	4	9	4433	9.68	77	45793	1821	2612	41.08	58.92
8	18	2014	2	9	4433	9.68	78	45793	1816	2617	40.97	59.03
10	7	2014	3	9	4432	9.68	79	45793	1891	2541	42.67	57.33
3	25	2014	3	9	4428	9.67	80	45793	1901	2527	42.93	57.07
2	7	2014	6	9	4421	9.65	81	45793	1723	2698	38.97	61.03
4	4	2014	6	9	4421	9.65	82	45793	1778	2643	40.22	59.78
9	29	2014	2	9	4420	9.65	83	45793	1780	2640	40.27	59.73
5	7	2014	4	9	4417	9.65	84	45793	1844	2573	41.75	58.25
12	4	2014	5	9	4414	9.64	85	45793	1763	2651	39.94	60.06
1	13	2014	2	9	4413	9.64	86	45793	1656	2757	37.53	62.47
10	30	2014	5	9	4409	9.63	87	45793	1759	2650	39.90	60.10
12	18	2014	5	9	4409	9.63	88	45793	1744	2665	39.56	60.44
5	16	2014	6	9	4408	9.63	89	45793	1811	2597	41.08	58.92
9	17	2014	4	9	4408	9.63	90	45793	1777	2631	40.31	59.69
4	9	2014	4	9	4402	9.61	91	45793	1886	2516	42.84	57.16
9	15	2014	2	9	4399	9.61	92	45793	1741	2658	39.58	60.42
10	9	2014	5	9	4398	9.60	93	45793	1821	2577	41.41	58.59

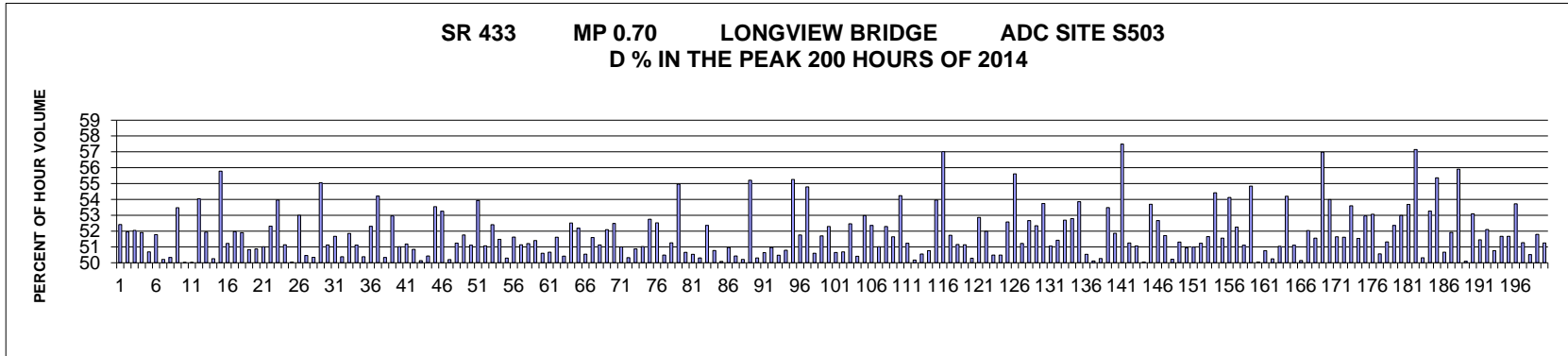
MO	DY	YR	DAY OF WK	HR	HR VOL	PERCENT OF AADT	HOUR NUMBER	AADT	EAST VOLUME	WEST VOLUME	PERCENT EAST IS OF TOTAL VOLUME	PERCENT WEST IS OF TOTAL VOLUME
4	25	2014	6	9	4397	9.60	94	45793	1831	2566	41.64	58.36
11	19	2014	4	9	4394	9.60	95	45793	1839	2555	41.85	58.15
1	24	2014	6	9	4390	9.59	96	45793	1720	2670	39.18	60.82
4	17	2014	5	9	4383	9.57	97	45793	1854	2529	42.30	57.70
10	1	2014	4	9	4381	9.57	98	45793	1818	2563	41.50	58.50
2	19	2014	4	9	4380	9.56	99	45793	1826	2554	41.69	58.31
7	2	2014	4	9	4380	9.56	100	45793	1787	2593	40.80	59.20
7	31	2014	5	9	4380	9.56	101	45793	1811	2569	41.35	58.65
9	3	2014	4	9	4372	9.55	102	45793	1717	2655	39.27	60.73
4	3	2014	5	9	4371	9.55	103	45793	1757	2614	40.20	59.80
5	9	2014	6	9	4368	9.54	104	45793	1825	2543	41.78	58.22
11	5	2014	4	8	4366	9.53	105	45793	1836	2530	42.05	57.95
5	2	2014	6	9	4365	9.53	106	45793	1820	2545	41.70	58.30
2	3	2014	2	9	4364	9.53	107	45793	1778	2586	40.74	59.26
9	5	2014	6	9	4363	9.53	108	45793	1691	2672	38.76	61.24
8	21	2014	5	9	4360	9.52	109	45793	1720	2640	39.45	60.55
5	28	2014	4	9	4359	9.52	110	45793	1707	2652	39.16	60.84
3	7	2014	6	9	4357	9.51	111	45793	1784	2573	40.95	59.05
11	20	2014	5	9	4353	9.51	112	45793	1819	2534	41.79	58.21
1	10	2014	6	9	4352	9.50	113	45793	1654	2698	38.01	61.99
9	19	2014	6	9	4351	9.50	114	45793	1823	2528	41.90	58.10
4	16	2014	4	9	4349	9.50	115	45793	1941	2408	44.63	55.37
11	17	2014	2	9	4349	9.50	116	45793	1743	2606	40.08	59.92
4	29	2014	3	9	4346	9.49	117	45793	1898	2448	43.67	56.33
8	27	2014	4	9	4346	9.49	118	45793	1797	2549	41.35	58.65
5	30	2014	6	9	4345	9.49	119	45793	1818	2527	41.84	58.16
9	12	2014	6	9	4344	9.49	120	45793	1670	2674	38.44	61.56
4	8	2014	3	9	4343	9.48	121	45793	1909	2434	43.96	56.04
5	12	2014	2	9	4336	9.47	122	45793	1785	2551	41.17	58.83
7	21	2014	2	8	4335	9.47	123	45793	1554	2781	35.85	64.15
10	29	2014	4	9	4335	9.47	124	45793	1805	2530	41.64	58.36
3	11	2014	3	9	4333	9.46	125	45793	1957	2376	45.17	54.83
7	18	2014	6	9	4331	9.46	126	45793	1766	2565	40.78	59.22
11	24	2014	2	9	4331	9.46	127	45793	1775	2556	40.98	59.02
12	10	2014	4	9	4331	9.46	128	45793	1770	2561	40.87	59.13
9	9	2014	3	9	4330	9.46	129	45793	1879	2451	43.39	56.61
8	20	2014	4	9	4328	9.45	130	45793	1794	2534	41.45	58.55
10	3	2014	6	9	4328	9.45	131	45793	1800	2528	41.59	58.41
8	4	2014	2	9	4326	9.45	132	45793	1750	2576	40.45	59.55
8	28	2014	5	9	4325	9.44	133	45793	1734	2591	40.09	59.91
3	18	2014	3	9	4321	9.44	134	45793	1824	2497	42.21	57.79

MO	DY	YR	DAY OF WK	HR	HR VOL	PERCENT OF AADT	HOUR NUMBER	AADT	EAST VOLUME	WEST VOLUME	PERCENT EAST IS OF TOTAL VOLUME	PERCENT WEST IS OF TOTAL VOLUME
5	20	2014	3	9	4321	9.44	135	45793	1882	2439	43.55	56.45
1	29	2014	4	9	4319	9.43	136	45793	1803	2516	41.75	58.25
2	20	2014	5	9	4318	9.43	137	45793	1764	2554	40.85	59.15
9	22	2014	2	9	4316	9.43	138	45793	1728	2588	40.04	59.96
12	3	2014	4	9	4315	9.42	139	45793	1727	2588	40.02	59.98
11	13	2014	5	8	4314	9.42	140	45793	1880	2434	43.58	56.42
3	14	2014	6	9	4305	9.40	141	45793	1686	2619	39.16	60.84
4	18	2014	6	9	4305	9.40	142	45793	1724	2581	40.05	59.95
9	8	2014	2	9	4302	9.39	143	45793	1705	2597	39.63	60.37
1	16	2014	5	9	4299	9.39	144	45793	1884	2415	43.82	56.18
8	20	2014	4	18	4297	9.38	145	45793	2337	1960	54.39	45.61
12	8	2014	2	9	4297	9.38	146	45793	1673	2624	38.93	61.07
11	3	2014	2	8	4293	9.37	147	45793	1764	2529	41.09	58.91
10	24	2014	6	9	4291	9.37	148	45793	1722	2569	40.13	59.87
5	6	2014	3	9	4287	9.36	149	45793	1778	2509	41.47	58.53
11	10	2014	2	9	4287	9.36	150	45793	1800	2487	41.99	58.01
7	22	2014	3	9	4282	9.35	151	45793	1725	2557	40.28	59.72
8	11	2014	2	9	4281	9.35	152	45793	1776	2505	41.49	58.51
2	10	2014	2	9	4280	9.35	153	45793	1914	2366	44.72	55.28
9	2	2014	3	9	4280	9.35	154	45793	1669	2611	39.00	61.00
5	21	2014	4	8	4279	9.34	155	45793	1885	2394	44.05	55.95
12	3	2014	4	8	4278	9.34	156	45793	1876	2402	43.85	56.15
3	21	2014	6	9	4277	9.34	157	45793	1606	2671	37.55	62.45
11	19	2014	4	8	4276	9.34	158	45793	1821	2455	42.59	57.41
10	23	2014	5	9	4274	9.33	159	45793	1741	2533	40.73	59.27
5	13	2014	3	9	4272	9.33	160	45793	1845	2427	43.19	56.81
8	1	2014	6	9	4268	9.32	161	45793	1645	2623	38.54	61.46
2	24	2014	2	9	4259	9.30	162	45793	1762	2497	41.37	58.63
4	2	2014	4	8	4257	9.30	163	45793	1827	2430	42.92	57.08
5	15	2014	5	8	4257	9.30	164	45793	1872	2385	43.97	56.03
7	9	2014	4	8	4256	9.29	165	45793	1847	2409	43.40	56.60
5	8	2014	5	8	4252	9.29	166	45793	1830	2422	43.04	56.96
3	27	2014	5	17	4251	9.28	167	45793	2395	1856	56.34	43.66
7	24	2014	5	8	4251	9.28	168	45793	1583	2668	37.24	62.76
4	1	2014	3	8	4249	9.28	169	45793	1809	2440	42.57	57.43
12	9	2014	3	8	4246	9.27	170	45793	1905	2341	44.87	55.13
5	14	2014	4	8	4242	9.26	171	45793	1825	2417	43.02	56.98
1	31	2014	6	9	4241	9.26	172	45793	1685	2556	39.73	60.27
5	20	2014	3	8	4241	9.26	173	45793	1879	2362	44.31	55.69
10	2	2014	5	9	4238	9.25	174	45793	1850	2388	43.65	56.35
8	26	2014	3	9	4235	9.25	175	45793	1724	2511	40.71	59.29

MO	DY	YR	DAY OF WK	HR	HR VOL	PERCENT OF AADT	HOUR NUMBER	AADT	EAST VOLUME	WEST VOLUME	PERCENT EAST IS OF TOTAL VOLUME	PERCENT WEST IS OF TOTAL VOLUME
9	17	2014	4	8	4234	9.25	176	45793	1770	2464	41.80	58.20
4	7	2014	2	9	4232	9.24	177	45793	1830	2402	43.24	56.76
9	25	2014	5	9	4228	9.23	178	45793	1837	2391	43.45	56.55
10	20	2014	2	9	4228	9.23	179	45793	1669	2559	39.47	60.53
5	7	2014	4	8	4226	9.23	180	45793	1805	2421	42.71	57.29
10	21	2014	3	9	4226	9.23	181	45793	1809	2417	42.81	57.19
9	4	2014	5	9	4224	9.22	182	45793	1762	2462	41.71	58.29
11	3	2014	2	9	4224	9.22	183	45793	1661	2563	39.32	60.68
10	17	2014	6	9	4221	9.22	184	45793	1683	2538	39.87	60.13
8	12	2014	3	18	4219	9.21	185	45793	2343	1876	55.53	44.47
10	13	2014	2	9	4219	9.21	186	45793	1798	2421	42.62	57.38
11	12	2014	4	8	4217	9.21	187	45793	1788	2429	42.40	57.60
12	15	2014	2	9	4216	9.21	188	45793	1735	2481	41.15	58.85
8	19	2014	3	18	4215	9.20	189	45793	2406	1809	57.08	42.92
9	18	2014	5	18	4208	9.19	190	45793	2354	1854	55.94	44.06
2	12	2014	4	9	4206	9.18	191	45793	1628	2578	38.71	61.29
4	15	2014	3	18	4206	9.18	192	45793	2388	1818	56.78	43.22
8	12	2014	3	9	4200	9.17	193	45793	1821	2379	43.36	56.64
3	7	2014	6	18	4198	9.17	194	45793	2288	1910	54.50	45.50
10	10	2014	6	18	4198	9.17	195	45793	2164	2034	51.55	48.45
9	10	2014	4	8	4196	9.16	196	45793	1785	2411	42.54	57.46
4	22	2014	3	9	4194	9.16	197	45793	1871	2323	44.61	55.39
7	11	2014	6	9	4193	9.16	198	45793	1569	2624	37.42	62.58
2	18	2014	3	9	4192	9.15	199	45793	1744	2448	41.60	58.40
9	23	2014	3	8	4189	9.15	200	45793	1743	2446	41.61	58.39



AADT= 21538 K 30 FACTOR= 10.45 K 100 FACTOR= 9.71 K 200 FACTOR= 9.29 D 30 FACTOR= 51.13



MO	DY	YR	DAY OF WK	HR	HR VOL	PERCENT OF AADT	HOUR NUMBER	AADT	NORTH VOLUME	SOUTH VOLUME	PERCENT NORTH IS OF TOTAL VOLUME	PERCENT SOUTH IS OF TOTAL VOLUME
5	23	2014	6	17	2417	11.22	1	21538	1150	1267	47.58	52.42
7	3	2014	5	16	2383	11.06	2	21538	1145	1238	48.05	51.95
5	30	2014	6	18	2377	11.04	3	21538	1237	1140	52.04	47.96
8	29	2014	6	17	2377	11.04	4	21538	1143	1234	48.09	51.91
8	15	2014	6	17	2375	11.03	5	21538	1171	1204	49.31	50.69
8	29	2014	6	16	2364	10.98	6	21538	1140	1224	48.22	51.78
8	22	2014	6	17	2362	10.97	7	21538	1186	1176	50.21	49.79
8	22	2014	6	16	2332	10.83	8	21538	1158	1174	49.66	50.34
8	1	2014	6	16	2323	10.79	9	21538	1081	1242	46.53	53.47
5	30	2014	6	16	2313	10.74	10	21538	1156	1157	49.98	50.02
5	30	2014	6	17	2307	10.71	11	21538	1154	1153	50.02	49.98

MO	DY	YR	DAY OF WK	HR	HR VOL	PERCENT OF AADT	HOUR NUMBER	AADT	NORTH VOLUME	SOUTH VOLUME	PERCENT NORTH IS OF TOTAL VOLUME	PERCENT SOUTH IS OF TOTAL VOLUME
9	5	2014	6	17	2302	10.69	12	21538	1058	1244	45.96	54.04
7	18	2014	6	18	2299	10.67	13	21538	1105	1194	48.06	51.94
6	6	2014	6	17	2292	10.64	14	21538	1140	1152	49.74	50.26
7	3	2014	5	18	2291	10.64	15	21538	1013	1278	44.22	55.78
7	25	2014	6	17	2288	10.62	16	21538	1116	1172	48.78	51.22
8	8	2014	6	18	2288	10.62	17	21538	1189	1099	51.97	48.03
8	1	2014	6	18	2287	10.62	18	21538	1187	1100	51.90	48.10
8	22	2014	6	15	2284	10.60	19	21538	1123	1161	49.17	50.83
8	29	2014	6	15	2284	10.60	20	21538	1122	1162	49.12	50.88
8	15	2014	6	16	2280	10.59	21	21538	1117	1163	48.99	51.01
8	1	2014	6	15	2277	10.57	22	21538	1086	1191	47.69	52.31
2	21	2014	6	17	2272	10.55	23	21538	1046	1226	46.04	53.96
8	8	2014	6	16	2272	10.55	24	21538	1162	1110	51.14	48.86
7	11	2014	6	16	2270	10.54	25	21538	1136	1134	50.04	49.96
8	29	2014	6	18	2264	10.51	26	21538	1064	1200	47.00	53.00
6	20	2014	6	16	2261	10.50	27	21538	1120	1141	49.54	50.46
6	13	2014	6	17	2260	10.49	28	21538	1138	1122	50.35	49.65
7	3	2014	5	14	2256	10.47	29	21538	1014	1242	44.95	55.05
8	1	2014	6	14	2251	10.45	30	21538	1100	1151	48.87	51.13
6	20	2014	6	17	2249	10.44	31	21538	1162	1087	51.67	48.33
7	11	2014	6	17	2247	10.43	32	21538	1115	1132	49.62	50.38
9	5	2014	6	16	2243	10.41	33	21538	1080	1163	48.15	51.85
7	3	2014	5	15	2240	10.40	34	21538	1095	1145	48.88	51.12
8	15	2014	6	18	2239	10.40	35	21538	1128	1111	50.38	49.62
9	5	2014	6	18	2239	10.40	36	21538	1068	1171	47.70	52.30
7	3	2014	5	17	2234	10.37	37	21538	1023	1211	45.79	54.21
7	25	2014	6	16	2233	10.37	38	21538	1109	1124	49.66	50.34
4	11	2014	6	17	2232	10.36	39	21538	1182	1050	52.96	47.04
5	2	2014	6	17	2229	10.35	40	21538	1137	1092	51.01	48.99
6	27	2014	6	17	2229	10.35	41	21538	1141	1088	51.19	48.81
8	1	2014	6	17	2226	10.34	42	21538	1094	1132	49.15	50.85
8	1	2014	6	13	2222	10.32	43	21538	1108	1114	49.86	50.14
7	18	2014	6	16	2221	10.31	44	21538	1120	1101	50.43	49.57
8	8	2014	6	17	2219	10.30	45	21538	1188	1031	53.54	46.46
2	28	2014	6	17	2216	10.29	46	21538	1180	1036	53.25	46.75
5	16	2014	6	18	2213	10.27	47	21538	1102	1111	49.80	50.20
8	22	2014	6	18	2213	10.27	48	21538	1134	1079	51.24	48.76
8	1	2014	6	12	2210	10.26	49	21538	1066	1144	48.24	51.76
4	18	2014	6	16	2209	10.26	50	21538	1129	1080	51.11	48.89
9	5	2014	6	15	2201	10.22	51	21538	1014	1187	46.07	53.93
4	18	2014	6	17	2199	10.21	52	21538	1076	1123	48.93	51.07


MO	DY	YR	DAY OF WK	HR	HR VOL	PERCENT OF AADT	HOUR NUMBER	AADT	NORTH VOLUME	SOUTH VOLUME	PERCENT NORTH IS OF TOTAL VOLUME	PERCENT SOUTH IS OF TOTAL VOLUME
8	15	2014	6	15	2196	10.20	53	21538	1045	1151	47.59	52.41
6	27	2014	6	16	2195	10.19	54	21538	1130	1065	51.48	48.52
5	2	2014	6	16	2187	10.15	55	21538	1100	1087	50.30	49.70
7	3	2014	5	13	2185	10.14	56	21538	1057	1128	48.38	51.62
5	16	2014	6	17	2184	10.14	57	21538	1067	1117	48.86	51.14
7	2	2014	4	16	2183	10.14	58	21538	1118	1065	51.21	48.79
4	25	2014	6	17	2181	10.13	59	21538	1060	1121	48.60	51.40
8	29	2014	6	13	2176	10.10	60	21538	1101	1075	50.60	49.40
8	29	2014	6	14	2175	10.10	61	21538	1073	1102	49.33	50.67
6	13	2014	6	15	2174	10.09	62	21538	1052	1122	48.39	51.61
7	11	2014	6	15	2168	10.07	63	21538	1075	1093	49.58	50.42
3	21	2014	6	17	2167	10.06	64	21538	1138	1029	52.51	47.49
7	11	2014	6	18	2167	10.06	65	21538	1131	1036	52.19	47.81
6	6	2014	6	16	2166	10.06	66	21538	1095	1071	50.55	49.45
7	25	2014	6	18	2163	10.04	67	21538	1116	1047	51.60	48.40
3	7	2014	6	17	2159	10.02	68	21538	1104	1055	51.13	48.87
5	23	2014	6	15	2158	10.02	69	21538	1034	1124	47.91	52.09
7	18	2014	6	17	2157	10.01	70	21538	1132	1025	52.48	47.52
8	18	2014	2	17	2157	10.01	71	21538	1100	1057	51.00	49.00
1	31	2014	6	17	2152	9.99	72	21538	1083	1069	50.33	49.67
6	6	2014	6	18	2152	9.99	73	21538	1057	1095	49.12	50.88
3	14	2014	6	17	2148	9.97	74	21538	1096	1052	51.02	48.98
8	14	2014	5	17	2146	9.96	75	21538	1132	1014	52.75	47.25
8	28	2014	5	17	2146	9.96	76	21538	1127	1019	52.52	47.48
8	19	2014	3	16	2141	9.94	77	21538	1081	1060	50.49	49.51
7	18	2014	6	15	2140	9.94	78	21538	1043	1097	48.74	51.26
8	23	2014	7	18	2136	9.92	79	21538	962	1174	45.04	54.96
4	11	2014	6	16	2134	9.91	80	21538	1053	1081	49.34	50.66
8	15	2014	6	14	2133	9.90	81	21538	1078	1055	50.54	49.46
3	7	2014	6	16	2129	9.88	82	21538	1058	1071	49.69	50.31
5	23	2014	6	16	2120	9.84	83	21538	1010	1110	47.64	52.36
9	12	2014	6	16	2119	9.84	84	21538	1043	1076	49.22	50.78
1	17	2014	6	17	2118	9.83	85	21538	1057	1061	49.91	50.09
9	12	2014	6	17	2115	9.82	86	21538	1078	1037	50.97	49.03
5	16	2014	6	16	2114	9.82	87	21538	1066	1048	50.43	49.57
5	2	2014	6	18	2111	9.80	88	21538	1060	1051	50.21	49.79
8	21	2014	5	18	2110	9.80	89	21538	1165	945	55.21	44.79
1	17	2014	6	16	2109	9.79	90	21538	1061	1048	50.31	49.69
4	25	2014	6	16	2109	9.79	91	21538	1041	1068	49.36	50.64
8	14	2014	5	16	2105	9.77	92	21538	1073	1032	50.97	49.03
6	13	2014	6	16	2104	9.77	93	21538	1062	1042	50.48	49.52

MO	DY	YR	DAY OF WK	HR	HR VOL	PERCENT OF AADT	HOUR NUMBER	AADT	NORTH VOLUME	SOUTH VOLUME	PERCENT NORTH IS OF TOTAL VOLUME	PERCENT SOUTH IS OF TOTAL VOLUME
5	30	2014	6	15	2101	9.75	94	21538	1034	1067	49.21	50.79
8	28	2014	5	18	2101	9.75	95	21538	1161	940	55.26	44.74
6	13	2014	6	18	2098	9.74	96	21538	1012	1086	48.24	51.76
8	24	2014	1	13	2097	9.74	97	21538	1149	948	54.79	45.21
3	21	2014	6	16	2093	9.72	98	21538	1059	1034	50.60	49.40
7	25	2014	6	15	2093	9.72	99	21538	1011	1082	48.30	51.70
7	28	2014	2	17	2092	9.71	100	21538	1094	998	52.29	47.71
2	14	2014	6	18	2091	9.71	101	21538	1059	1032	50.65	49.35
4	4	2014	6	17	2091	9.71	102	21538	1060	1031	50.69	49.31
6	20	2014	6	18	2091	9.71	103	21538	994	1097	47.54	52.46
8	21	2014	5	16	2091	9.71	104	21538	1037	1054	49.59	50.41
8	25	2014	2	17	2082	9.67	105	21538	1103	979	52.98	47.02
7	31	2014	5	17	2080	9.66	106	21538	1089	991	52.36	47.64
8	20	2014	4	16	2076	9.64	107	21538	1059	1017	51.01	48.99
2	12	2014	4	17	2075	9.63	108	21538	1085	990	52.29	47.71
7	2	2014	4	17	2074	9.63	109	21538	1071	1003	51.64	48.36
8	14	2014	5	18	2074	9.63	110	21538	1125	949	54.24	45.76
2	28	2014	6	18	2073	9.62	111	21538	1011	1062	48.77	51.23
8	15	2014	6	13	2073	9.62	112	21538	1040	1033	50.17	49.83
8	13	2014	4	16	2071	9.62	113	21538	1047	1024	50.56	49.44
6	20	2014	6	15	2070	9.61	114	21538	1019	1051	49.23	50.77
8	17	2014	1	16	2070	9.61	115	21538	1117	953	53.96	46.04
7	6	2014	1	13	2068	9.60	116	21538	1179	889	57.01	42.99
6	27	2014	6	15	2066	9.59	117	21538	1069	997	51.74	48.26
8	4	2014	2	17	2066	9.59	118	21538	1057	1009	51.16	48.84
9	12	2014	6	18	2065	9.59	119	21538	1009	1056	48.86	51.14
6	20	2014	6	14	2064	9.58	120	21538	1026	1038	49.71	50.29
8	20	2014	4	17	2060	9.56	121	21538	1089	971	52.86	47.14
8	19	2014	3	17	2058	9.56	122	21538	1070	988	51.99	48.01
1	3	2014	6	16	2056	9.55	123	21538	1018	1038	49.51	50.49
3	28	2014	6	17	2054	9.54	124	21538	1017	1037	49.51	50.49
7	10	2014	5	17	2052	9.53	125	21538	1079	973	52.58	47.42
7	10	2014	5	18	2050	9.52	126	21538	1140	910	55.61	44.39
8	28	2014	5	16	2050	9.52	127	21538	1050	1000	51.22	48.78
7	24	2014	5	17	2049	9.51	128	21538	1079	970	52.66	47.34
7	18	2014	6	14	2048	9.51	129	21538	976	1072	47.66	52.34
7	9	2014	4	18	2047	9.50	130	21538	1100	947	53.74	46.26
7	11	2014	6	14	2047	9.50	131	21538	1002	1045	48.95	51.05
1	3	2014	6	17	2046	9.50	132	21538	1052	994	51.42	48.58
7	17	2014	5	17	2046	9.50	133	21538	1078	968	52.69	47.31
8	17	2014	1	13	2046	9.50	134	21538	1080	966	52.79	47.21

MO	DY	YR	DAY OF WK	HR	HR VOL	PERCENT OF AADT	HOUR NUMBER	AADT	NORTH VOLUME	SOUTH VOLUME	PERCENT NORTH IS OF TOTAL VOLUME	PERCENT SOUTH IS OF TOTAL VOLUME
8	21	2014	5	17	2046	9.50	135	21538	1102	944	53.86	46.14
4	4	2014	6	16	2044	9.49	136	21538	1011	1033	49.46	50.54
1	24	2014	6	17	2039	9.47	137	21538	1022	1017	50.12	49.88
3	14	2014	6	16	2039	9.47	138	21538	1025	1014	50.27	49.73
4	7	2014	2	17	2038	9.46	139	21538	1090	948	53.48	46.52
12	19	2014	6	16	2038	9.46	140	21538	981	1057	48.14	51.86
7	31	2014	5	18	2037	9.46	141	21538	1171	866	57.49	42.51
8	22	2014	6	14	2037	9.46	142	21538	1044	993	51.25	48.75
8	10	2014	1	14	2035	9.45	143	21538	1039	996	51.06	48.94
4	11	2014	6	18	2034	9.44	144	21538	1018	1016	50.05	49.95
9	5	2014	6	13	2034	9.44	145	21538	942	1092	46.31	53.69
7	8	2014	3	17	2032	9.43	146	21538	1070	962	52.66	47.34
8	25	2014	2	16	2032	9.43	147	21538	1051	981	51.72	48.28
3	21	2014	6	18	2029	9.42	148	21538	1019	1010	50.22	49.78
12	5	2014	6	17	2029	9.42	149	21538	988	1041	48.69	51.31
8	29	2014	6	12	2028	9.42	150	21538	995	1033	49.06	50.94
4	10	2014	5	17	2026	9.41	151	21538	1033	993	50.99	49.01
9	2	2014	3	16	2026	9.41	152	21538	1038	988	51.23	48.77
2	28	2014	6	16	2025	9.40	153	21538	1046	979	51.65	48.35
6	30	2014	2	17	2025	9.40	154	21538	1102	923	54.42	45.58
8	7	2014	5	16	2025	9.40	155	21538	1044	981	51.56	48.44
8	12	2014	3	17	2025	9.40	156	21538	1096	929	54.12	45.88
8	13	2014	4	17	2025	9.40	157	21538	1058	967	52.25	47.75
8	21	2014	5	15	2025	9.40	158	21538	1035	990	51.11	48.89
8	7	2014	5	18	2024	9.40	159	21538	1110	914	54.84	45.16
12	12	2014	6	16	2024	9.40	160	21538	1011	1013	49.95	50.05
7	25	2014	6	14	2023	9.39	161	21538	996	1027	49.23	50.77
6	17	2014	3	17	2022	9.39	162	21538	1006	1016	49.75	50.25
8	7	2014	5	17	2022	9.39	163	21538	1032	990	51.04	48.96
8	8	2014	6	15	2022	9.39	164	21538	926	1096	45.80	54.20
5	22	2014	5	17	2021	9.38	165	21538	1033	988	51.11	48.89
8	22	2014	6	12	2020	9.38	166	21538	1007	1013	49.85	50.15
5	2	2014	6	15	2018	9.37	167	21538	1050	968	52.03	47.97
1	10	2014	6	17	2017	9.36	168	21538	1040	977	51.56	48.44
8	24	2014	1	14	2017	9.36	169	21538	1149	868	56.97	43.03
8	27	2014	4	17	2017	9.36	170	21538	1089	928	53.99	46.01
2	14	2014	6	17	2016	9.36	171	21538	975	1041	48.36	51.64
7	16	2014	4	16	2015	9.36	172	21538	1040	975	51.61	48.39
8	20	2014	4	18	2015	9.36	173	21538	1080	935	53.60	46.40
6	27	2014	6	18	2014	9.35	174	21538	976	1038	48.46	51.54
7	7	2014	2	17	2013	9.35	175	21538	1066	947	52.96	47.04


MO	DY	YR	DAY OF WK	HR	HR VOL	PERCENT OF AADT	HOUR NUMBER	AADT	NORTH VOLUME	SOUTH VOLUME	PERCENT NORTH IS OF TOTAL VOLUME	PERCENT SOUTH IS OF TOTAL VOLUME
7	21	2014	2	17	2013	9.35	176	21538	1068	945	53.06	46.94
9	12	2014	6	15	2013	9.35	177	21538	1018	995	50.57	49.43
8	11	2014	2	15	2011	9.34	178	21538	979	1032	48.68	51.32
9	2	2014	3	17	2011	9.34	179	21538	1053	958	52.36	47.64
2	13	2014	5	17	2010	9.33	180	21538	1065	945	52.99	47.01
6	18	2014	4	17	2010	9.33	181	21538	1079	931	53.68	46.32
7	6	2014	1	14	2007	9.32	182	21538	1147	860	57.15	42.85
7	11	2014	6	13	2007	9.32	183	21538	1010	997	50.32	49.68
8	6	2014	4	17	2007	9.32	184	21538	1069	938	53.26	46.74
8	19	2014	3	18	2007	9.32	185	21538	1111	896	55.36	44.64
2	28	2014	6	15	2005	9.31	186	21538	1016	989	50.67	49.33
9	4	2014	5	16	2005	9.31	187	21538	964	1041	48.08	51.92
9	5	2014	6	12	2005	9.31	188	21538	884	1121	44.09	55.91
7	21	2014	2	16	2004	9.30	189	21538	1000	1004	49.90	50.10
8	10	2014	1	13	2004	9.30	190	21538	1064	940	53.09	46.91
12	19	2014	6	17	2004	9.30	191	21538	1031	973	51.45	48.55
12	31	2014	4	16	2004	9.30	192	21538	960	1044	47.90	52.10
7	8	2014	3	16	2003	9.30	193	21538	1017	986	50.77	49.23
7	14	2014	2	17	2003	9.30	194	21538	1035	968	51.67	48.33
8	5	2014	3	17	2003	9.30	195	21538	1035	968	51.67	48.33
8	13	2014	4	18	2003	9.30	196	21538	1076	927	53.72	46.28
5	1	2014	5	16	2001	9.29	197	21538	1026	975	51.27	48.73
7	28	2014	2	16	2001	9.29	198	21538	1011	990	50.52	49.48
7	25	2014	6	13	2000	9.29	199	21538	1036	964	51.80	48.20
8	17	2014	1	14	2000	9.29	200	21538	1025	975	51.25	48.75

SR 520 MP 7.93 W/O 148TH AVE NE I/C ADC SITE S533
K FOR PEAK 200 HOURS OF 2014

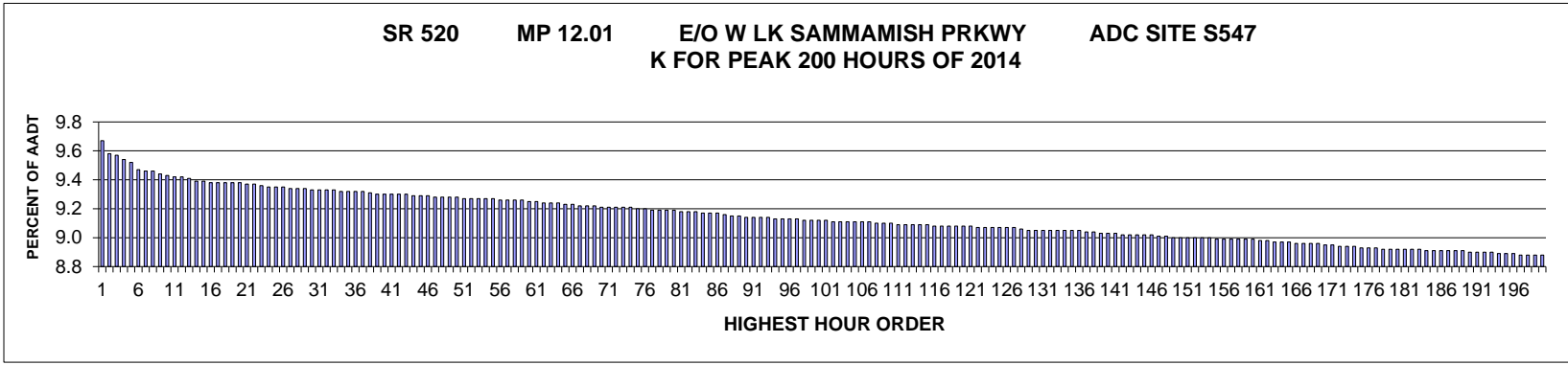


AADT= 0 K 30 FACTOR= 0.00 K 100 FACTOR= 0.00 K 200 FACTOR= 0.00 D 30 FACTOR= 0.00

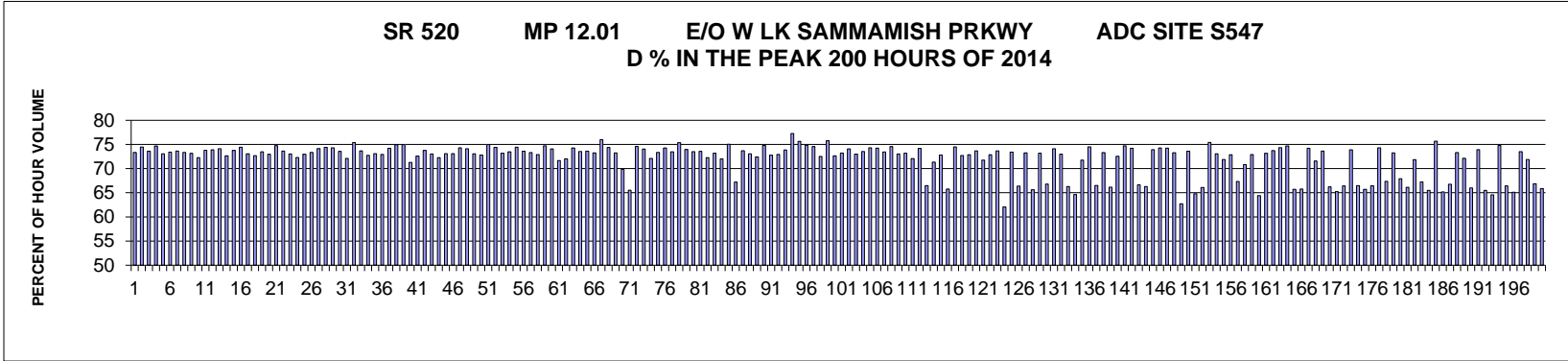
SR 520 MP 7.93 W/O 148TH AVE NE I/C ADC SITE S533
D % IN THE PEAK 200 HOURS OF 2014



MO	DY	YR	DAY OF WK	HR	HR VOL	PERCENT OF AADT	HOUR NUMBER	AADT	EAST VOLUME	WEST VOLUME	PERCENT EAST IS OF TOTAL VOLUME	PERCENT WEST IS OF TOTAL VOLUME



AADT= 75252 K 30 FACTOR= 9.33 K 100 FACTOR= 9.12 K 200 FACTOR= 8.88 D 30 FACTOR= 73.56



MO	DY	YR	DAY OF WK	HR	HR VOL	PERCENT OF AADT	HOUR NUMBER	AADT	EAST VOLUME	WEST VOLUME	PERCENT EAST IS OF TOTAL VOLUME	PERCENT WEST IS OF TOTAL VOLUME
11	19	2014	4	9	7277	9.67	1	75252	1940	5337	26.66	73.34
4	15	2014	3	9	7209	9.58	2	75252	1841	5368	25.54	74.46
5	6	2014	3	9	7202	9.57	3	75252	1902	5300	26.41	73.59
2	27	2014	5	9	7181	9.54	4	75252	1819	5362	25.33	74.67
9	3	2014	4	9	7165	9.52	5	75252	1930	5235	26.94	73.06
5	7	2014	4	9	7125	9.47	6	75252	1894	5231	26.58	73.42
11	18	2014	3	9	7119	9.46	7	75252	1878	5241	26.38	73.62
9	30	2014	3	9	7116	9.46	8	75252	1898	5218	26.67	73.33
9	15	2014	2	9	7107	9.44	9	75252	1908	5199	26.85	73.15
12	3	2014	4	9	7097	9.43	10	75252	1969	5128	27.74	72.26
4	24	2014	5	9	7089	9.42	11	75252	1859	5230	26.22	73.78

MO	DY	YR	DAY OF WK	HR	HR VOL	PERCENT OF AADT	HOUR NUMBER	AADT	EAST VOLUME	WEST VOLUME	PERCENT EAST IS OF TOTAL VOLUME	PERCENT WEST IS OF TOTAL VOLUME
10	14	2014	3	9	7086	9.42	12	75252	1850	5236	26.11	73.89
4	28	2014	2	9	7080	9.41	13	75252	1833	5247	25.89	74.11
9	16	2014	3	9	7065	9.39	14	75252	1934	5131	27.37	72.63
5	28	2014	4	9	7063	9.39	15	75252	1853	5210	26.24	73.76
2	4	2014	3	9	7060	9.38	16	75252	1806	5254	25.58	74.42
10	21	2014	3	9	7058	9.38	17	75252	1903	5155	26.96	73.04
10	30	2014	5	9	7058	9.38	18	75252	1928	5130	27.32	72.68
5	21	2014	4	9	7055	9.38	19	75252	1871	5184	26.52	73.48
9	23	2014	3	9	7055	9.38	20	75252	1907	5148	27.03	72.97
1	22	2014	4	9	7054	9.37	21	75252	1782	5272	25.26	74.74
10	13	2014	2	9	7051	9.37	22	75252	1860	5191	26.38	73.62
4	29	2014	3	9	7040	9.36	23	75252	1900	5140	26.99	73.01
11	20	2014	5	9	7037	9.35	24	75252	1950	5087	27.71	72.29
4	3	2014	5	9	7035	9.35	25	75252	1903	5132	27.05	72.95
6	4	2014	4	9	7033	9.35	26	75252	1874	5159	26.65	73.35
4	1	2014	3	9	7030	9.34	27	75252	1817	5213	25.85	74.15
5	13	2014	3	9	7026	9.34	28	75252	1799	5227	25.60	74.40
3	26	2014	4	9	7025	9.34	29	75252	1806	5219	25.71	74.29
5	15	2014	5	9	7024	9.33	30	75252	1857	5167	26.44	73.56
10	29	2014	4	9	7024	9.33	31	75252	1959	5065	27.89	72.11
2	26	2014	4	9	7022	9.33	32	75252	1730	5292	24.64	75.36
5	19	2014	2	9	7020	9.33	33	75252	1849	5171	26.34	73.66
10	9	2014	5	9	7017	9.32	34	75252	1912	5105	27.25	72.75
12	9	2014	3	9	7017	9.32	35	75252	1888	5129	26.91	73.09
11	7	2014	6	9	7016	9.32	36	75252	1900	5116	27.08	72.92
2	25	2014	3	9	7010	9.32	37	75252	1809	5201	25.81	74.19
4	21	2014	2	9	7007	9.31	38	75252	1757	5250	25.07	74.93
4	22	2014	3	9	7001	9.30	39	75252	1754	5247	25.05	74.95
10	1	2014	4	9	7001	9.30	40	75252	2011	4990	28.72	71.28
11	14	2014	6	9	7000	9.30	41	75252	1920	5080	27.43	72.57
1	23	2014	5	9	6998	9.30	42	75252	1837	5161	26.25	73.75
11	5	2014	4	9	6996	9.30	43	75252	1888	5108	26.99	73.01
5	1	2014	5	9	6993	9.29	44	75252	1940	5053	27.74	72.26
10	7	2014	3	9	6989	9.29	45	75252	1880	5109	26.90	73.10
3	24	2014	2	9	6988	9.29	46	75252	1881	5107	26.92	73.08
3	11	2014	3	9	6986	9.28	47	75252	1796	5190	25.71	74.29
1	14	2014	3	9	6984	9.28	48	75252	1809	5175	25.90	74.10
5	9	2014	6	9	6984	9.28	49	75252	1882	5102	26.95	73.05
11	12	2014	4	9	6983	9.28	50	75252	1899	5084	27.19	72.81
1	13	2014	2	9	6979	9.27	51	75252	1747	5232	25.03	74.97
6	9	2014	2	9	6979	9.27	52	75252	1787	5192	25.61	74.39

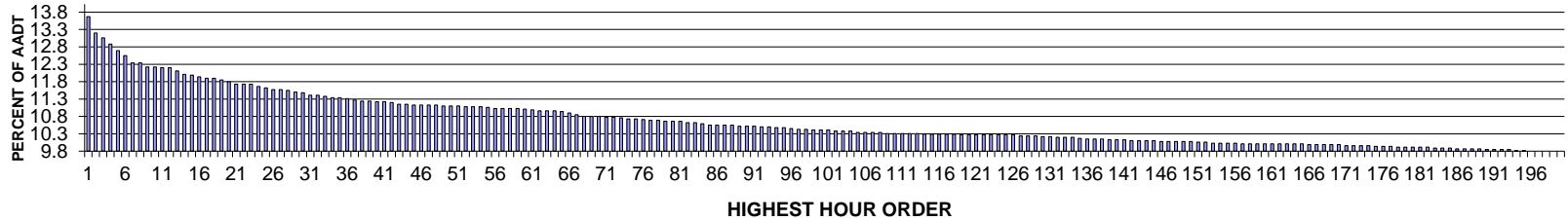
MO	DY	YR	DAY OF WK	HR	HR VOL	PERCENT OF AADT	HOUR NUMBER	AADT	EAST VOLUME	WEST VOLUME	PERCENT EAST IS OF TOTAL VOLUME	PERCENT WEST IS OF TOTAL VOLUME
11	4	2014	3	9	6979	9.27	53	75252	1872	5107	26.82	73.18
5	8	2014	5	9	6977	9.27	54	75252	1852	5125	26.54	73.46
6	5	2014	5	9	6976	9.27	55	75252	1784	5192	25.57	74.43
5	29	2014	5	9	6971	9.26	56	75252	1840	5131	26.40	73.60
12	2	2014	3	9	6969	9.26	57	75252	1859	5110	26.68	73.32
11	21	2014	6	9	6968	9.26	58	75252	1889	5079	27.11	72.89
5	5	2014	2	9	6967	9.26	59	75252	1762	5205	25.29	74.71
6	2	2014	2	9	6964	9.25	60	75252	1805	5159	25.92	74.08
9	17	2014	4	9	6963	9.25	61	75252	1974	4989	28.35	71.65
10	2	2014	5	9	6957	9.24	62	75252	1947	5010	27.99	72.01
4	23	2014	4	9	6955	9.24	63	75252	1790	5165	25.74	74.26
5	22	2014	5	9	6955	9.24	64	75252	1842	5113	26.48	73.52
3	20	2014	5	9	6945	9.23	65	75252	1835	5110	26.42	73.58
4	30	2014	4	9	6945	9.23	66	75252	1859	5086	26.77	73.23
1	27	2014	2	9	6938	9.22	67	75252	1666	5272	24.01	75.99
5	27	2014	3	9	6937	9.22	68	75252	1778	5159	25.63	74.37
6	3	2014	3	9	6936	9.22	69	75252	1857	5079	26.77	73.23
9	19	2014	6	9	6933	9.21	70	75252	2090	4843	30.15	69.85
10	29	2014	4	17	6933	9.21	71	75252	4542	2391	65.51	34.49
1	28	2014	3	9	6932	9.21	72	75252	1763	5169	25.43	74.57
9	8	2014	2	9	6932	9.21	73	75252	1800	5132	25.97	74.03
12	4	2014	5	9	6927	9.21	74	75252	1932	4995	27.89	72.11
11	17	2014	2	9	6923	9.20	75	75252	1845	5078	26.65	73.35
5	12	2014	2	9	6922	9.20	76	75252	1781	5141	25.73	74.27
5	14	2014	4	9	6917	9.19	77	75252	1835	5082	26.53	73.47
1	29	2014	4	9	6916	9.19	78	75252	1705	5211	24.65	75.35
4	14	2014	2	9	6916	9.19	79	75252	1803	5113	26.07	73.93
4	2	2014	4	9	6914	9.19	80	75252	1833	5081	26.51	73.49
11	10	2014	2	9	6910	9.18	81	75252	1826	5084	26.43	73.57
5	30	2014	6	9	6909	9.18	82	75252	1917	4992	27.75	72.25
10	8	2014	4	9	6906	9.18	83	75252	1852	5054	26.82	73.18
9	10	2014	4	9	6902	9.17	84	75252	1932	4970	27.99	72.01
4	17	2014	5	9	6900	9.17	85	75252	1724	5176	24.99	75.01
10	27	2014	2	17	6897	9.17	86	75252	4636	2261	67.22	32.78
3	27	2014	5	9	6891	9.16	87	75252	1812	5079	26.30	73.70
9	11	2014	5	9	6889	9.15	88	75252	1857	5032	26.96	73.04
12	16	2014	3	9	6884	9.15	89	75252	1899	4985	27.59	72.41
2	11	2014	3	9	6879	9.14	90	75252	1735	5144	25.22	74.78
10	15	2014	4	9	6877	9.14	91	75252	1872	5005	27.22	72.78
12	11	2014	5	9	6876	9.14	92	75252	1862	5014	27.08	72.92
2	6	2014	5	9	6875	9.14	93	75252	1798	5077	26.15	73.85

MO	DY	YR	DAY OF WK	HR	HR VOL	PERCENT OF AADT	HOUR NUMBER	AADT	EAST VOLUME	WEST VOLUME	PERCENT EAST IS OF TOTAL VOLUME	PERCENT WEST IS OF TOTAL VOLUME
2	5	2014	4	9	6874	9.13	94	75252	1564	5310	22.75	77.25
6	24	2014	3	9	6874	9.13	95	75252	1675	5199	24.37	75.63
3	12	2014	4	9	6872	9.13	96	75252	1729	5143	25.16	74.84
6	12	2014	5	9	6868	9.13	97	75252	1748	5120	25.45	74.55
9	18	2014	5	9	6862	9.12	98	75252	1886	4976	27.48	72.52
1	8	2014	4	9	6861	9.12	99	75252	1663	5198	24.24	75.76
10	24	2014	6	9	6860	9.12	100	75252	1876	4984	27.35	72.65
10	27	2014	2	9	6860	9.12	101	75252	1837	5023	26.78	73.22
3	25	2014	3	9	6856	9.11	102	75252	1778	5078	25.93	74.07
9	9	2014	3	9	6855	9.11	103	75252	1851	5004	27.00	73.00
9	22	2014	2	9	6854	9.11	104	75252	1815	5039	26.48	73.52
1	16	2014	5	9	6853	9.11	105	75252	1761	5092	25.70	74.30
3	18	2014	3	9	6853	9.11	106	75252	1767	5086	25.78	74.22
12	5	2014	6	9	6852	9.11	107	75252	1820	5032	26.56	73.44
1	21	2014	3	9	6850	9.10	108	75252	1743	5107	25.45	74.55
5	15	2014	5	10	6847	9.10	109	75252	1847	5000	26.98	73.02
1	9	2014	5	9	6845	9.10	110	75252	1836	5009	26.82	73.18
12	8	2014	2	9	6844	9.09	111	75252	1911	4933	27.92	72.08
3	10	2014	2	9	6843	9.09	112	75252	1768	5075	25.84	74.16
11	12	2014	4	17	6842	9.09	113	75252	4547	2295	66.46	33.54
7	17	2014	5	9	6837	9.09	114	75252	1960	4877	28.67	71.33
10	6	2014	2	9	6837	9.09	115	75252	1859	4978	27.19	72.81
10	13	2014	2	17	6834	9.08	116	75252	4496	2338	65.79	34.21
1	30	2014	5	9	6833	9.08	117	75252	1743	5090	25.51	74.49
5	16	2014	6	9	6833	9.08	118	75252	1865	4968	27.29	72.71
9	5	2014	6	9	6830	9.08	119	75252	1852	4978	27.12	72.88
11	3	2014	2	9	6830	9.08	120	75252	1799	5031	26.34	73.66
11	24	2014	2	9	6830	9.08	121	75252	1929	4901	28.24	71.76
12	1	2014	2	9	6829	9.07	122	75252	1854	4975	27.15	72.85
10	28	2014	3	9	6827	9.07	123	75252	1798	5029	26.34	73.66
10	31	2014	6	16	6827	9.07	124	75252	4236	2591	62.05	37.95
11	6	2014	5	9	6827	9.07	125	75252	1816	5011	26.60	73.40
3	18	2014	3	17	6826	9.07	126	75252	4532	2294	66.39	33.61
6	17	2014	3	9	6825	9.07	127	75252	1825	5000	26.74	73.26
12	3	2014	4	17	6816	9.06	128	75252	4472	2344	65.61	34.39
10	22	2014	4	9	6814	9.05	129	75252	1828	4986	26.83	73.17
9	3	2014	4	17	6812	9.05	130	75252	4549	2263	66.78	33.22
9	29	2014	2	9	6811	9.05	131	75252	1765	5046	25.91	74.09
5	2	2014	6	9	6808	9.05	132	75252	1839	4969	27.01	72.99
9	30	2014	3	17	6808	9.05	133	75252	4513	2295	66.29	33.71
10	1	2014	4	17	6808	9.05	134	75252	4400	2408	64.63	35.37

MO	DY	YR	DAY OF WK	HR	HR VOL	PERCENT OF AADT	HOUR NUMBER	AADT	EAST VOLUME	WEST VOLUME	PERCENT EAST IS OF TOTAL VOLUME	PERCENT WEST IS OF TOTAL VOLUME
12	10	2014	4	9	6808	9.05	135	75252	1924	4884	28.26	71.74
3	17	2014	2	9	6807	9.05	136	75252	1737	5070	25.52	74.48
2	4	2014	3	17	6806	9.04	137	75252	4526	2280	66.50	33.50
6	11	2014	4	9	6804	9.04	138	75252	1817	4987	26.70	73.30
3	17	2014	2	17	6799	9.03	139	75252	4499	2300	66.17	33.83
10	16	2014	5	9	6799	9.03	140	75252	1866	4933	27.45	72.55
2	12	2014	4	9	6793	9.03	141	75252	1718	5075	25.29	74.71
6	16	2014	2	9	6791	9.02	142	75252	1752	5039	25.80	74.20
10	14	2014	3	17	6791	9.02	143	75252	4526	2265	66.65	33.35
4	22	2014	3	17	6788	9.02	144	75252	4500	2288	66.29	33.71
9	26	2014	6	9	6788	9.02	145	75252	1770	5018	26.08	73.92
2	7	2014	6	9	6786	9.02	146	75252	1746	5040	25.73	74.27
10	20	2014	2	9	6781	9.01	147	75252	1747	5034	25.76	74.24
10	10	2014	6	9	6780	9.01	148	75252	1811	4969	26.71	73.29
5	7	2014	4	17	6776	9.00	149	75252	4250	2526	62.72	37.28
5	20	2014	3	9	6773	9.00	150	75252	1789	4984	26.41	73.59
4	2	2014	4	17	6772	9.00	151	75252	4388	2384	64.80	35.20
9	16	2014	3	17	6771	9.00	152	75252	4474	2297	66.08	33.92
1	7	2014	3	9	6770	9.00	153	75252	1665	5105	24.59	75.41
3	7	2014	6	9	6769	9.00	154	75252	1825	4944	26.96	73.04
12	18	2014	5	9	6767	8.99	155	75252	1903	4864	28.12	71.88
6	6	2014	6	9	6766	8.99	156	75252	1835	4931	27.12	72.88
10	15	2014	4	17	6765	8.99	157	75252	4554	2211	67.32	32.68
10	3	2014	6	9	6764	8.99	158	75252	1974	4790	29.18	70.82
3	13	2014	5	9	6762	8.99	159	75252	1833	4929	27.11	72.89
6	4	2014	4	17	6762	8.99	160	75252	4356	2406	64.42	35.58
4	25	2014	6	9	6759	8.98	161	75252	1814	4945	26.84	73.16
9	25	2014	5	9	6757	8.98	162	75252	1776	4981	26.28	73.72
4	16	2014	4	9	6751	8.97	163	75252	1733	5018	25.67	74.33
2	24	2014	2	9	6748	8.97	164	75252	1709	5039	25.33	74.67
4	28	2014	2	17	6748	8.97	165	75252	4435	2313	65.72	34.28
11	19	2014	4	17	6743	8.96	166	75252	4435	2308	65.77	34.23
5	6	2014	3	10	6742	8.96	167	75252	1740	5002	25.81	74.19
12	15	2014	2	9	6740	8.96	168	75252	1917	4823	28.44	71.56
6	10	2014	3	9	6739	8.96	169	75252	1777	4962	26.37	73.63
9	17	2014	4	17	6737	8.95	170	75252	4461	2276	66.22	33.78
9	24	2014	4	17	6735	8.95	171	75252	4393	2342	65.23	34.77
10	28	2014	3	17	6727	8.94	172	75252	4467	2260	66.40	33.60
2	28	2014	6	9	6725	8.94	173	75252	1757	4968	26.13	73.87
12	1	2014	2	17	6725	8.94	174	75252	4471	2254	66.48	33.52
10	21	2014	3	17	6723	8.93	175	75252	4418	2305	65.71	34.29

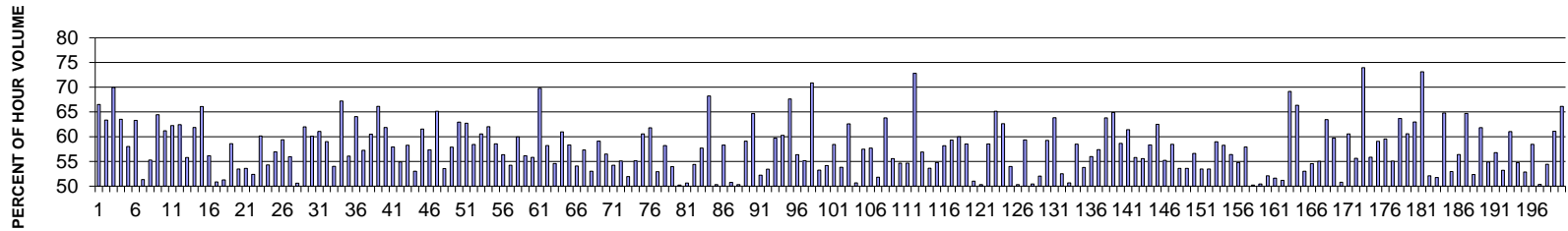
MO	DY	YR	DAY OF WK	HR	HR VOL	PERCENT OF AADT	HOUR NUMBER	AADT	EAST VOLUME	WEST VOLUME	PERCENT EAST IS OF TOTAL VOLUME	PERCENT WEST IS OF TOTAL VOLUME
2	27	2014	5	17	6717	8.93	176	75252	4463	2254	66.44	33.56
3	28	2014	6	9	6717	8.93	177	75252	1726	4991	25.70	74.30
1	28	2014	3	17	6715	8.92	178	75252	4524	2191	67.37	32.63
6	18	2014	4	9	6714	8.92	179	75252	1795	4919	26.74	73.26
11	17	2014	2	17	6713	8.92	180	75252	4558	2155	67.90	32.10
2	12	2014	4	17	6712	8.92	181	75252	4439	2273	66.14	33.86
9	12	2014	6	9	6710	8.92	182	75252	1889	4821	28.15	71.85
2	6	2014	5	17	6709	8.92	183	75252	4511	2198	67.24	32.76
5	12	2014	2	17	6708	8.91	184	75252	4393	2315	65.49	34.51
4	22	2014	3	10	6706	8.91	185	75252	1632	5074	24.34	75.66
12	15	2014	2	17	6706	8.91	186	75252	4370	2336	65.17	34.83
9	22	2014	2	17	6704	8.91	187	75252	4476	2228	66.77	33.23
1	17	2014	6	9	6703	8.91	188	75252	1789	4914	26.69	73.31
9	30	2014	3	10	6702	8.91	189	75252	1867	4835	27.86	72.14
8	13	2014	4	17	6701	8.90	190	75252	4422	2279	65.99	34.01
10	23	2014	5	9	6701	8.90	191	75252	1748	4953	26.09	73.91
1	15	2014	4	17	6698	8.90	192	75252	4386	2312	65.48	34.52
12	17	2014	4	17	6698	8.90	193	75252	4324	2374	64.56	35.44
4	16	2014	4	10	6691	8.89	194	75252	1688	5003	25.23	74.77
3	20	2014	5	17	6689	8.89	195	75252	4442	2247	66.41	33.59
12	9	2014	3	17	6688	8.89	196	75252	4355	2333	65.12	34.88
4	18	2014	6	9	6686	8.88	197	75252	1772	4914	26.50	73.50
9	4	2014	5	9	6686	8.88	198	75252	1880	4806	28.12	71.88
9	8	2014	2	17	6686	8.88	199	75252	4470	2216	66.86	33.14
4	15	2014	3	17	6685	8.88	200	75252	4404	2281	65.88	34.12

**SR 024 MP 43.50 VERNITA ADC SITE S612
K FOR PEAK 200 HOURS OF 2014**



AADT= 4289 K 30 FACTOR= 11.45 K 100 FACTOR= 10.38 K 200 FACTOR= 9.77 D 30 FACTOR= 60.08

**SR 024 MP 43.50 VERNITA ADC SITE S612
D % IN THE PEAK 200 HOURS OF 2014**



MO	DY	YR	DAY OF WK	HR	HR VOL	PERCENT OF AADT	HOUR NUMBER	AADT	EAST VOLUME	WEST VOLUME	PERCENT EAST IS OF TOTAL VOLUME	PERCENT WEST IS OF TOTAL VOLUME
9	26	2014	6	17	585	13.64	1	4289	196	389	33.50	66.50
9	19	2014	6	17	565	13.17	2	4289	207	358	36.64	63.36
10	9	2014	5	18	559	13.03	3	4289	168	391	30.05	69.95
10	3	2014	6	17	551	12.85	4	4289	201	350	36.48	63.52
10	10	2014	6	16	543	12.66	5	4289	228	315	41.99	58.01
9	19	2014	6	16	537	12.52	6	4289	197	340	36.69	63.31
8	15	2014	6	16	528	12.31	7	4289	271	257	51.33	48.67
10	3	2014	6	18	528	12.31	8	4289	236	292	44.70	55.30
9	26	2014	6	16	523	12.19	9	4289	186	337	35.56	64.44
10	3	2014	6	16	523	12.19	10	4289	203	320	38.81	61.19
9	18	2014	5	17	522	12.17	11	4289	197	325	37.74	62.26

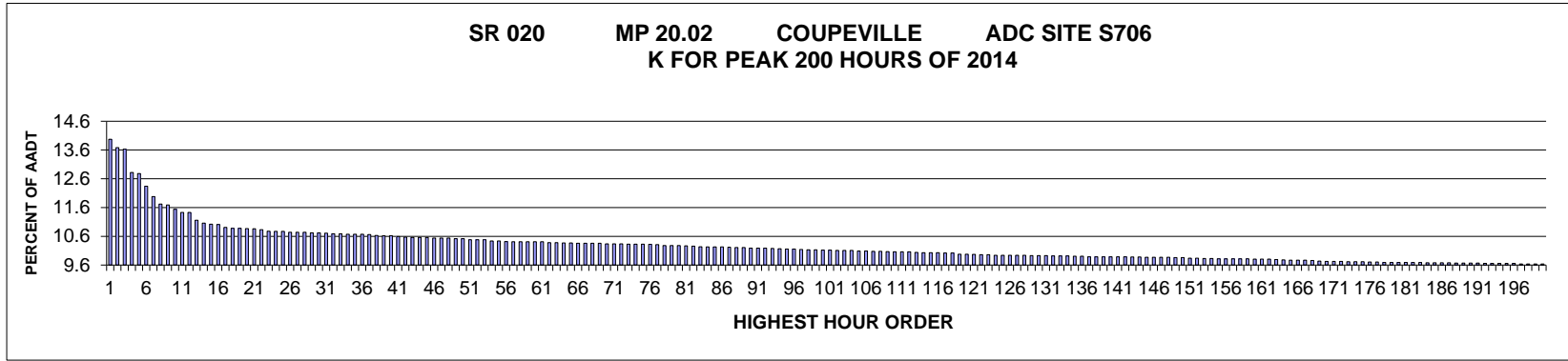
MO	DY	YR	DAY OF WK	HR	HR VOL	PERCENT OF AADT	HOUR NUMBER	AADT	EAST VOLUME	WEST VOLUME	PERCENT EAST IS OF TOTAL VOLUME	PERCENT WEST IS OF TOTAL VOLUME
10	10	2014	6	17	522	12.17	12	4289	196	326	37.55	62.45
8	29	2014	6	16	518	12.08	13	4289	229	289	44.21	55.79
10	2	2014	5	17	514	11.98	14	4289	196	318	38.13	61.87
9	28	2014	1	15	513	11.96	15	4289	174	339	33.92	66.08
6	6	2014	6	15	511	11.91	16	4289	224	287	43.84	56.16
8	29	2014	6	15	509	11.87	17	4289	250	259	49.12	50.88
8	29	2014	6	18	509	11.87	18	4289	248	261	48.72	51.28
10	10	2014	6	18	507	11.82	19	4289	210	297	41.42	58.58
9	12	2014	6	17	505	11.77	20	4289	235	270	46.53	53.47
8	9	2014	7	16	502	11.70	21	4289	233	269	46.41	53.59
8	15	2014	6	17	502	11.70	22	4289	263	239	52.39	47.61
8	22	2014	6	17	502	11.70	23	4289	200	302	39.84	60.16
8	9	2014	7	17	499	11.63	24	4289	271	228	54.31	45.69
9	5	2014	6	16	497	11.59	25	4289	214	283	43.06	56.94
9	26	2014	6	18	495	11.54	26	4289	201	294	40.61	59.39
9	27	2014	7	17	495	11.54	27	4289	218	277	44.04	55.96
7	6	2014	1	15	494	11.52	28	4289	244	250	49.39	50.61
5	23	2014	6	16	492	11.47	29	4289	187	305	38.01	61.99
6	13	2014	6	16	491	11.45	30	4289	196	295	39.92	60.08
6	13	2014	6	15	488	11.38	31	4289	190	298	38.93	61.07
10	17	2014	6	17	488	11.38	32	4289	200	288	40.98	59.02
9	28	2014	1	16	487	11.35	33	4289	224	263	46.00	54.00
6	29	2014	1	14	485	11.31	34	4289	159	326	32.78	67.22
8	29	2014	6	17	485	11.31	35	4289	213	272	43.92	56.08
9	17	2014	4	17	484	11.28	36	4289	174	310	35.95	64.05
8	22	2014	6	15	482	11.24	37	4289	206	276	42.74	57.26
9	14	2014	1	14	481	11.21	38	4289	190	291	39.50	60.50
9	21	2014	1	13	481	11.21	39	4289	163	318	33.89	66.11
9	21	2014	1	15	480	11.19	40	4289	183	297	38.13	61.88
11	7	2014	6	17	480	11.19	41	4289	202	278	42.08	57.92
10	17	2014	6	18	479	11.17	42	4289	216	263	45.09	54.91
8	15	2014	6	18	477	11.12	43	4289	278	199	58.28	41.72
9	14	2014	1	13	477	11.12	44	4289	224	253	46.96	53.04
5	9	2014	6	17	476	11.10	45	4289	183	293	38.45	61.55
8	23	2014	7	15	476	11.10	46	4289	203	273	42.65	57.35
9	20	2014	7	16	476	11.10	47	4289	166	310	34.87	65.13
10	24	2014	6	17	476	11.10	48	4289	221	255	46.43	53.57
8	8	2014	6	16	475	11.07	49	4289	200	275	42.11	57.89
9	18	2014	5	16	475	11.07	50	4289	176	299	37.05	62.95
9	19	2014	6	15	475	11.07	51	4289	177	298	37.26	62.74
8	22	2014	6	16	474	11.05	52	4289	197	277	41.56	58.44

MO	DY	YR	DAY OF WK	HR	HR VOL	PERCENT OF AADT	HOUR NUMBER	AADT	EAST VOLUME	WEST VOLUME	PERCENT EAST IS OF TOTAL VOLUME	PERCENT WEST IS OF TOTAL VOLUME
9	5	2014	6	17	474	11.05	53	4289	187	287	39.45	60.55
9	21	2014	1	14	474	11.05	54	4289	180	294	37.97	62.03
6	13	2014	6	14	473	11.03	55	4289	196	277	41.44	58.56
6	20	2014	6	15	472	11.00	56	4289	206	266	43.64	56.36
9	13	2014	7	17	472	11.00	57	4289	256	216	54.24	45.76
10	17	2014	6	16	472	11.00	58	4289	189	283	40.04	59.96
11	7	2014	6	18	472	11.00	59	4289	207	265	43.86	56.14
9	12	2014	6	16	471	10.98	60	4289	208	263	44.16	55.84
9	22	2014	2	17	470	10.96	61	4289	142	328	30.21	69.79
6	29	2014	1	15	469	10.93	62	4289	196	273	41.79	58.21
7	18	2014	6	15	469	10.93	63	4289	256	213	54.58	45.42
9	24	2014	4	17	469	10.93	64	4289	183	286	39.02	60.98
6	6	2014	6	16	468	10.91	65	4289	195	273	41.67	58.33
8	15	2014	6	15	466	10.87	66	4289	252	214	54.08	45.92
10	3	2014	6	15	464	10.82	67	4289	198	266	42.67	57.33
7	27	2014	1	17	462	10.77	68	4289	217	245	46.97	53.03
9	19	2014	6	18	462	10.77	69	4289	189	273	40.91	59.09
9	28	2014	1	17	462	10.77	70	4289	201	261	43.51	56.49
8	1	2014	6	16	461	10.75	71	4289	211	250	45.77	54.23
8	24	2014	1	14	461	10.75	72	4289	207	254	44.90	55.10
9	25	2014	5	17	460	10.73	73	4289	239	221	51.96	48.04
6	20	2014	6	16	459	10.70	74	4289	206	253	44.88	55.12
9	20	2014	7	15	459	10.70	75	4289	181	278	39.43	60.57
9	5	2014	6	18	458	10.68	76	4289	175	283	38.21	61.79
4	18	2014	6	17	457	10.66	77	4289	215	242	47.05	52.95
9	26	2014	6	15	457	10.66	78	4289	191	266	41.79	58.21
7	25	2014	6	16	456	10.63	79	4289	210	246	46.05	53.95
7	25	2014	6	17	456	10.63	80	4289	227	229	49.78	50.22
8	24	2014	1	17	456	10.63	81	4289	231	225	50.66	49.34
7	3	2014	5	16	454	10.59	82	4289	207	247	45.59	54.41
9	27	2014	7	16	454	10.59	83	4289	192	262	42.29	57.71
9	29	2014	2	17	453	10.56	84	4289	144	309	31.79	68.21
8	9	2014	7	15	451	10.52	85	4289	224	227	49.67	50.33
9	5	2014	6	15	451	10.52	86	4289	188	263	41.69	58.31
9	12	2014	6	18	451	10.52	87	4289	222	229	49.22	50.78
9	13	2014	7	16	451	10.52	88	4289	224	227	49.67	50.33
9	13	2014	7	15	450	10.49	89	4289	184	266	40.89	59.11
9	28	2014	1	14	450	10.49	90	4289	159	291	35.33	64.67
10	10	2014	6	14	450	10.49	91	4289	215	235	47.78	52.22
8	30	2014	7	15	449	10.47	92	4289	209	240	46.55	53.45
11	26	2014	4	17	449	10.47	93	4289	181	268	40.31	59.69

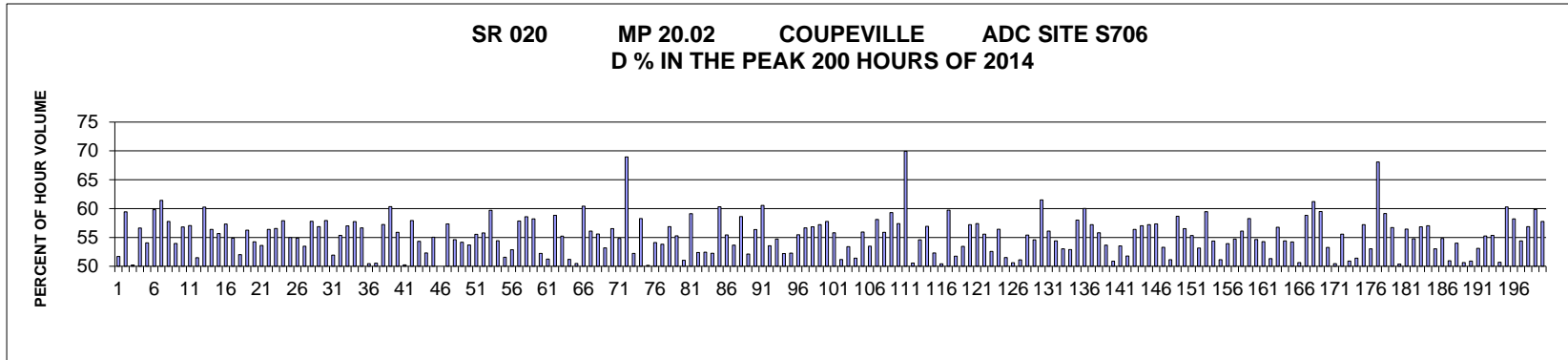
MO	DY	YR	DAY OF WK	HR	HR VOL	PERCENT OF AADT	HOUR NUMBER	AADT	EAST VOLUME	WEST VOLUME	PERCENT EAST IS OF TOTAL VOLUME	PERCENT WEST IS OF TOTAL VOLUME
8	9	2014	7	18	448	10.45	94	4289	270	178	60.27	39.73
8	17	2014	1	12	448	10.45	95	4289	145	303	32.37	67.63
9	21	2014	1	17	447	10.42	96	4289	195	252	43.62	56.38
5	9	2014	6	16	446	10.40	97	4289	200	246	44.84	55.16
9	23	2014	3	17	446	10.40	98	4289	130	316	29.15	70.85
8	23	2014	7	16	445	10.38	99	4289	208	237	46.74	53.26
8	28	2014	5	17	445	10.38	100	4289	204	241	45.84	54.16
10	11	2014	7	16	445	10.38	101	4289	185	260	41.57	58.43
6	27	2014	6	16	444	10.35	102	4289	205	239	46.17	53.83
8	24	2014	1	12	444	10.35	103	4289	166	278	37.39	62.61
9	25	2014	5	16	444	10.35	104	4289	219	225	49.32	50.68
6	15	2014	1	18	442	10.31	105	4289	254	188	57.47	42.53
7	6	2014	1	13	442	10.31	106	4289	187	255	42.31	57.69
9	19	2014	6	14	442	10.31	107	4289	213	229	48.19	51.81
9	20	2014	7	17	442	10.31	108	4289	160	282	36.20	63.80
5	22	2014	5	17	441	10.28	109	4289	245	196	55.56	44.44
8	1	2014	6	15	441	10.28	110	4289	200	241	45.35	54.65
9	14	2014	1	16	441	10.28	111	4289	200	241	45.35	54.65
9	24	2014	4	16	441	10.28	112	4289	120	321	27.21	72.79
11	26	2014	4	16	441	10.28	113	4289	190	251	43.08	56.92
4	13	2014	1	17	440	10.26	114	4289	236	204	53.64	46.36
6	6	2014	6	14	440	10.26	115	4289	199	241	45.23	54.77
6	13	2014	6	17	440	10.26	116	4289	184	256	41.82	58.18
9	19	2014	6	19	440	10.26	117	4289	179	261	40.68	59.32
11	7	2014	6	16	440	10.26	118	4289	176	264	40.00	60.00
4	11	2014	6	17	439	10.24	119	4289	182	257	41.46	58.54
8	17	2014	1	16	439	10.24	120	4289	224	215	51.03	48.97
8	24	2014	1	16	439	10.24	121	4289	218	221	49.66	50.34
9	7	2014	1	14	439	10.24	122	4289	182	257	41.46	58.54
9	28	2014	1	12	439	10.24	123	4289	153	286	34.85	65.15
10	8	2014	4	16	439	10.24	124	4289	164	275	37.36	62.64
10	24	2014	6	18	439	10.24	125	4289	202	237	46.01	53.99
10	26	2014	1	17	439	10.24	126	4289	221	218	50.34	49.66
5	16	2014	6	16	438	10.21	127	4289	178	260	40.64	59.36
6	26	2014	5	17	438	10.21	128	4289	217	221	49.54	50.46
9	7	2014	1	16	438	10.21	129	4289	210	228	47.95	52.05
9	12	2014	6	15	437	10.19	130	4289	178	259	40.73	59.27
10	7	2014	3	16	437	10.19	131	4289	158	279	36.16	63.84
6	6	2014	6	17	436	10.17	132	4289	207	229	47.48	52.52
7	18	2014	6	16	436	10.17	133	4289	215	221	49.31	50.69
8	17	2014	1	14	436	10.17	134	4289	181	255	41.51	58.49

MO	DY	YR	DAY OF WK	HR	HR VOL	PERCENT OF AADT	HOUR NUMBER	AADT	EAST VOLUME	WEST VOLUME	PERCENT EAST IS OF TOTAL VOLUME	PERCENT WEST IS OF TOTAL VOLUME
9	6	2014	7	15	435	10.14	135	4289	201	234	46.21	53.79
3	28	2014	6	16	434	10.12	136	4289	191	243	44.01	55.99
4	25	2014	6	17	434	10.12	137	4289	185	249	42.63	57.37
10	8	2014	4	17	434	10.12	138	4289	157	277	36.18	63.82
9	15	2014	2	16	433	10.10	139	4289	152	281	35.10	64.90
9	15	2014	2	17	433	10.10	140	4289	179	254	41.34	58.66
9	27	2014	7	15	433	10.10	141	4289	167	266	38.57	61.43
3	21	2014	6	17	432	10.07	142	4289	191	241	44.21	55.79
6	15	2014	1	16	432	10.07	143	4289	240	192	55.56	44.44
8	3	2014	1	12	432	10.07	144	4289	180	252	41.67	58.33
10	11	2014	7	17	432	10.07	145	4289	162	270	37.50	62.50
3	28	2014	6	17	431	10.05	146	4289	193	238	44.78	55.22
4	25	2014	6	16	431	10.05	147	4289	179	252	41.53	58.47
7	3	2014	5	17	431	10.05	148	4289	200	231	46.40	53.60
9	27	2014	7	18	431	10.05	149	4289	200	231	46.40	53.60
10	10	2014	6	19	431	10.05	150	4289	187	244	43.39	56.61
6	13	2014	6	18	430	10.03	151	4289	200	230	46.51	53.49
8	16	2014	7	16	430	10.03	152	4289	200	230	46.51	53.49
4	13	2014	1	19	429	10.00	153	4289	253	176	58.97	41.03
5	2	2014	6	17	429	10.00	154	4289	179	250	41.72	58.28
8	8	2014	6	17	429	10.00	155	4289	187	242	43.59	56.41
10	18	2014	7	16	429	10.00	156	4289	194	235	45.22	54.78
4	25	2014	6	18	428	9.98	157	4289	180	248	42.06	57.94
6	29	2014	1	17	428	9.98	158	4289	213	215	49.77	50.23
7	18	2014	6	14	428	9.98	159	4289	212	216	49.53	50.47
7	27	2014	1	18	428	9.98	160	4289	205	223	47.90	52.10
8	14	2014	5	17	428	9.98	161	4289	207	221	48.36	51.64
8	29	2014	6	14	428	9.98	162	4289	209	219	48.83	51.17
9	2	2014	3	15	428	9.98	163	4289	132	296	30.84	69.16
9	22	2014	2	16	428	9.98	164	4289	144	284	33.64	66.36
9	26	2014	6	19	428	9.98	165	4289	201	227	46.96	53.04
7	11	2014	6	16	427	9.96	166	4289	194	233	45.43	54.57
9	14	2014	1	15	427	9.96	167	4289	192	235	44.96	55.04
9	16	2014	3	15	427	9.96	168	4289	156	271	36.53	63.47
10	12	2014	1	19	427	9.96	169	4289	255	172	59.72	40.28
10	19	2014	1	17	427	9.96	170	4289	217	210	50.82	49.18
6	27	2014	6	17	426	9.93	171	4289	168	258	39.44	60.56
9	7	2014	1	15	426	9.93	172	4289	189	237	44.37	55.63
10	3	2014	6	7	426	9.93	173	4289	315	111	73.94	26.06
10	26	2014	1	15	426	9.93	174	4289	188	238	44.13	55.87
8	24	2014	1	15	425	9.91	175	4289	174	251	40.94	59.06

MO	DY	YR	DAY OF WK	HR	HR VOL	PERCENT OF AADT	HOUR NUMBER	AADT	EAST VOLUME	WEST VOLUME	PERCENT EAST IS OF TOTAL VOLUME	PERCENT WEST IS OF TOTAL VOLUME
10	2	2014	5	16	425	9.91	176	4289	172	253	40.47	59.53
10	2	2014	5	18	425	9.91	177	4289	191	234	44.94	55.06
9	1	2014	2	14	424	9.89	178	4289	154	270	36.32	63.68
9	1	2014	2	15	424	9.89	179	4289	167	257	39.39	60.61
9	1	2014	2	16	424	9.89	180	4289	157	267	37.03	62.97
10	2	2014	5	7	424	9.89	181	4289	310	114	73.11	26.89
10	12	2014	1	18	424	9.89	182	4289	221	203	52.12	47.88
6	27	2014	6	18	423	9.86	183	4289	204	219	48.23	51.77
9	1	2014	2	17	423	9.86	184	4289	149	274	35.22	64.78
10	3	2014	6	14	423	9.86	185	4289	199	224	47.04	52.96
8	17	2014	1	15	422	9.84	186	4289	184	238	43.60	56.40
9	30	2014	3	17	422	9.84	187	4289	149	273	35.31	64.69
10	10	2014	6	15	422	9.84	188	4289	201	221	47.63	52.37
10	12	2014	1	13	422	9.84	189	4289	161	261	38.15	61.85
4	6	2014	1	18	421	9.82	190	4289	231	190	54.87	45.13
7	27	2014	1	15	421	9.82	191	4289	182	239	43.23	56.77
7	27	2014	1	19	421	9.82	192	4289	197	224	46.79	53.21
9	8	2014	2	16	421	9.82	193	4289	164	257	38.95	61.05
8	8	2014	6	15	420	9.79	194	4289	190	230	45.24	54.76
8	10	2014	1	14	420	9.79	195	4289	198	222	47.14	52.86
3	13	2014	5	17	419	9.77	196	4289	174	245	41.53	58.47
8	28	2014	5	18	419	9.77	197	4289	208	211	49.64	50.36
8	29	2014	6	13	419	9.77	198	4289	191	228	45.58	54.42
9	21	2014	1	12	419	9.77	199	4289	163	256	38.90	61.10
9	28	2014	1	13	419	9.77	200	4289	142	277	33.89	66.11



AADT= 8005 K 30 FACTOR= 10.72 K 100 FACTOR= 10.12 K 200 FACTOR= 9.64 D 30 FACTOR= 57.93



MO	DY	YR	DAY OF WK	HR	HR VOL	PERCENT OF AADT	HOUR NUMBER	AADT	EAST VOLUME	WEST VOLUME	PERCENT EAST IS OF TOTAL VOLUME	PERCENT WEST IS OF TOTAL VOLUME
8	9	2014	7	14	1118	13.97	1	8005	540	578	48.30	51.70
8	9	2014	7	16	1095	13.68	2	8005	444	651	40.55	59.45
8	9	2014	7	13	1091	13.63	3	8005	548	543	50.23	49.77
8	9	2014	7	12	1026	12.82	4	8005	581	445	56.63	43.37
8	9	2014	7	15	1023	12.78	5	8005	470	553	45.94	54.06
7	3	2014	5	16	988	12.34	6	8005	397	591	40.18	59.82
7	3	2014	5	17	959	11.98	7	8005	370	589	38.58	61.42
8	9	2014	7	17	938	11.72	8	8005	396	542	42.22	57.78
7	5	2014	7	14	936	11.69	9	8005	505	431	53.95	46.05
7	19	2014	7	15	924	11.54	10	8005	399	525	43.18	56.82
8	10	2014	1	13	915	11.43	11	8005	522	393	57.05	42.95

MO	DY	YR	DAY OF WK	HR	HR VOL	PERCENT OF AADT	HOUR NUMBER	AADT	EAST VOLUME	WEST VOLUME	PERCENT EAST IS OF TOTAL VOLUME	PERCENT WEST IS OF TOTAL VOLUME
8	10	2014	1	14	915	11.43	12	8005	471	444	51.48	48.52
8	9	2014	7	11	893	11.16	13	8005	538	355	60.25	39.75
7	19	2014	7	14	885	11.06	14	8005	386	499	43.62	56.38
7	3	2014	5	15	882	11.02	15	8005	391	491	44.33	55.67
8	8	2014	6	17	881	11.01	16	8005	376	505	42.68	57.32
8	20	2014	4	17	873	10.91	17	8005	394	479	45.13	54.87
7	5	2014	7	16	871	10.88	18	8005	453	418	52.01	47.99
7	18	2014	6	17	871	10.88	19	8005	381	490	43.74	56.26
6	4	2014	4	17	870	10.87	20	8005	398	472	45.75	54.25
8	22	2014	6	15	869	10.86	21	8005	403	466	46.38	53.62
7	15	2014	3	17	867	10.83	22	8005	378	489	43.60	56.40
6	28	2014	7	15	863	10.78	23	8005	375	488	43.45	56.55
8	5	2014	3	17	862	10.77	24	8005	363	499	42.11	57.89
8	11	2014	2	17	862	10.77	25	8005	388	474	45.01	54.99
7	1	2014	3	17	860	10.74	26	8005	388	472	45.12	54.88
8	12	2014	3	17	860	10.74	27	8005	400	460	46.51	53.49
8	22	2014	6	17	860	10.74	28	8005	363	497	42.21	57.79
7	16	2014	4	17	858	10.72	29	8005	370	488	43.12	56.88
9	9	2014	3	17	858	10.72	30	8005	361	497	42.07	57.93
8	10	2014	1	16	857	10.71	31	8005	412	445	48.07	51.93
7	5	2014	7	13	856	10.69	32	8005	474	382	55.37	44.63
7	19	2014	7	16	856	10.69	33	8005	368	488	42.99	57.01
6	2	2014	2	17	854	10.67	34	8005	361	493	42.27	57.73
8	21	2014	5	17	854	10.67	35	8005	370	484	43.33	56.67
8	23	2014	7	13	854	10.67	36	8005	431	423	50.47	49.53
9	20	2014	7	14	853	10.66	37	8005	422	431	49.47	50.53
9	12	2014	6	17	851	10.63	38	8005	364	487	42.77	57.23
9	4	2014	5	17	850	10.62	39	8005	337	513	39.65	60.35
9	5	2014	6	17	850	10.62	40	8005	375	475	44.12	55.88
7	19	2014	7	13	848	10.59	41	8005	422	426	49.76	50.24
7	7	2014	2	17	846	10.57	42	8005	356	490	42.08	57.92
5	1	2014	5	17	845	10.56	43	8005	386	459	45.68	54.32
7	18	2014	6	15	845	10.56	44	8005	403	442	47.69	52.31
9	11	2014	5	17	845	10.56	45	8005	380	465	44.97	55.03
7	3	2014	5	13	844	10.54	46	8005	422	422	50.00	50.00
8	17	2014	1	14	844	10.54	47	8005	484	360	57.35	42.65
8	24	2014	1	13	844	10.54	48	8005	461	383	54.62	45.38
7	8	2014	3	17	842	10.52	49	8005	386	456	45.84	54.16
11	7	2014	6	17	842	10.52	50	8005	390	452	46.32	53.68
6	20	2014	6	17	839	10.48	51	8005	373	466	44.46	55.54
6	25	2014	4	17	839	10.48	52	8005	371	468	44.22	55.78

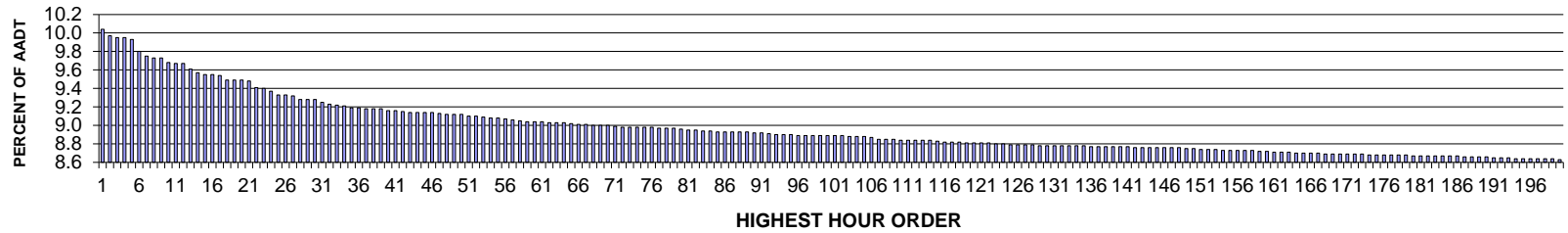
MO	DY	YR	DAY OF WK	HR	HR VOL	PERCENT OF AADT	HOUR NUMBER	AADT	EAST VOLUME	WEST VOLUME	PERCENT EAST IS OF TOTAL VOLUME	PERCENT WEST IS OF TOTAL VOLUME
8	15	2014	6	17	839	10.48	53	8005	338	501	40.29	59.71
6	27	2014	6	16	836	10.44	54	8005	381	455	45.57	54.43
7	19	2014	7	17	836	10.44	55	8005	431	405	51.56	48.44
6	5	2014	5	17	834	10.42	56	8005	393	441	47.12	52.88
4	11	2014	6	17	833	10.41	57	8005	351	482	42.14	57.86
5	27	2014	3	17	833	10.41	58	8005	345	488	41.42	58.58
8	7	2014	5	17	833	10.41	59	8005	348	485	41.78	58.22
8	10	2014	1	15	833	10.41	60	8005	398	435	47.78	52.22
8	22	2014	6	13	833	10.41	61	8005	406	427	48.74	51.26
9	3	2014	4	17	831	10.38	62	8005	342	489	41.16	58.84
9	10	2014	4	17	831	10.38	63	8005	372	459	44.77	55.23
7	5	2014	7	15	830	10.37	64	8005	425	405	51.20	48.80
8	8	2014	6	14	830	10.37	65	8005	419	411	50.48	49.52
6	23	2014	2	17	829	10.36	66	8005	328	501	39.57	60.43
7	9	2014	4	17	829	10.36	67	8005	364	465	43.91	56.09
7	11	2014	6	17	829	10.36	68	8005	368	461	44.39	55.61
8	16	2014	7	15	829	10.36	69	8005	388	441	46.80	53.20
5	29	2014	5	17	828	10.34	70	8005	360	468	43.48	56.52
8	8	2014	6	16	828	10.34	71	8005	374	454	45.17	54.83
9	28	2014	1	12	828	10.34	72	8005	571	257	68.96	31.04
7	19	2014	7	12	827	10.33	73	8005	395	432	47.76	52.24
8	18	2014	2	17	827	10.33	74	8005	345	482	41.72	58.28
8	23	2014	7	14	827	10.33	75	8005	415	412	50.18	49.82
9	12	2014	6	16	826	10.32	76	8005	379	447	45.88	54.12
8	22	2014	6	16	825	10.31	77	8005	381	444	46.18	53.82
5	13	2014	3	17	823	10.28	78	8005	355	468	43.13	56.87
8	23	2014	7	16	823	10.28	79	8005	368	455	44.71	55.29
9	6	2014	7	15	823	10.28	80	8005	420	403	51.03	48.97
8	26	2014	3	17	822	10.27	81	8005	336	486	40.88	59.12
9	19	2014	6	17	821	10.26	82	8005	391	430	47.62	52.38
4	13	2014	1	13	820	10.24	83	8005	390	430	47.56	52.44
5	17	2014	7	14	819	10.23	84	8005	428	391	52.26	47.74
8	10	2014	1	12	819	10.23	85	8005	494	325	60.32	39.68
9	20	2014	7	16	819	10.23	86	8005	365	454	44.57	55.43
7	5	2014	7	17	818	10.22	87	8005	439	379	53.67	46.33
4	9	2014	4	17	817	10.21	88	8005	338	479	41.37	58.63
8	11	2014	2	13	817	10.21	89	8005	426	391	52.14	47.86
6	18	2014	4	17	816	10.19	90	8005	356	460	43.63	56.37
6	30	2014	2	17	816	10.19	91	8005	322	494	39.46	60.54
8	6	2014	4	17	816	10.19	92	8005	379	437	46.45	53.55
8	25	2014	2	17	815	10.18	93	8005	369	446	45.28	54.72

MO	DY	YR	DAY OF WK	HR	HR VOL	PERCENT OF AADT	HOUR NUMBER	AADT	EAST VOLUME	WEST VOLUME	PERCENT EAST IS OF TOTAL VOLUME	PERCENT WEST IS OF TOTAL VOLUME
8	15	2014	6	16	814	10.17	94	8005	389	425	47.79	52.21
7	12	2014	7	13	813	10.16	95	8005	388	425	47.72	52.28
8	17	2014	1	13	813	10.16	96	8005	451	362	55.47	44.53
9	8	2014	2	17	812	10.14	97	8005	352	460	43.35	56.65
5	17	2014	7	13	811	10.13	98	8005	461	350	56.84	43.16
6	26	2014	5	17	811	10.13	99	8005	347	464	42.79	57.21
7	5	2014	7	12	810	10.12	100	8005	468	342	57.78	42.22
7	14	2014	2	17	810	10.12	101	8005	358	452	44.20	55.80
7	12	2014	7	12	809	10.11	102	8005	414	395	51.17	48.83
8	23	2014	7	12	809	10.11	103	8005	432	377	53.40	46.60
9	26	2014	6	17	809	10.11	104	8005	393	416	48.58	51.42
7	17	2014	5	17	808	10.09	105	8005	356	452	44.06	55.94
9	20	2014	7	15	808	10.09	106	8005	376	432	46.53	53.47
8	19	2014	3	17	807	10.08	107	8005	338	469	41.88	58.12
8	23	2014	7	15	807	10.08	108	8005	356	451	44.11	55.89
6	3	2014	3	17	806	10.07	109	8005	328	478	40.69	59.31
5	14	2014	4	17	805	10.06	110	8005	343	462	42.61	57.39
7	3	2014	5	18	805	10.06	111	8005	242	563	30.06	69.94
8	7	2014	5	16	805	10.06	112	8005	398	407	49.44	50.56
10	3	2014	6	17	804	10.04	113	8005	365	439	45.40	54.60
7	10	2014	5	17	803	10.03	114	8005	346	457	43.09	56.91
8	14	2014	5	15	803	10.03	115	8005	383	420	47.70	52.30
8	16	2014	7	14	803	10.03	116	8005	405	398	50.44	49.56
5	21	2014	4	17	802	10.02	117	8005	323	479	40.27	59.73
8	15	2014	6	13	802	10.02	118	8005	415	387	51.75	48.25
8	5	2014	3	16	799	9.98	119	8005	372	427	46.56	53.44
8	14	2014	5	17	799	9.98	120	8005	342	457	42.80	57.20
10	2	2014	5	17	798	9.97	121	8005	340	458	42.61	57.39
4	18	2014	6	17	797	9.96	122	8005	354	443	44.42	55.58
6	28	2014	7	12	797	9.96	123	8005	419	378	52.57	47.43
4	19	2014	7	12	796	9.94	124	8005	449	347	56.41	43.59
6	28	2014	7	14	796	9.94	125	8005	386	410	48.49	51.51
7	10	2014	5	15	796	9.94	126	8005	403	393	50.63	49.37
8	8	2014	6	13	796	9.94	127	8005	389	407	48.87	51.13
8	14	2014	5	16	796	9.94	128	8005	355	441	44.60	55.40
9	6	2014	7	13	795	9.93	129	8005	434	361	54.59	45.41
9	28	2014	1	17	795	9.93	130	8005	306	489	38.49	61.51
10	8	2014	4	17	795	9.93	131	8005	349	446	43.90	56.10
5	24	2014	7	14	794	9.92	132	8005	362	432	45.59	54.41
8	6	2014	4	13	794	9.92	133	8005	421	373	53.02	46.98
9	20	2014	7	13	794	9.92	134	8005	420	374	52.90	47.10

MO	DY	YR	DAY OF WK	HR	HR VOL	PERCENT OF AADT	HOUR NUMBER	AADT	EAST VOLUME	WEST VOLUME	PERCENT EAST IS OF TOTAL VOLUME	PERCENT WEST IS OF TOTAL VOLUME
9	15	2014	2	17	793	9.91	135	8005	333	460	41.99	58.01
10	6	2014	2	17	793	9.91	136	8005	317	476	39.97	60.03
5	6	2014	3	17	792	9.89	137	8005	339	453	42.80	57.20
5	30	2014	6	17	792	9.89	138	8005	350	442	44.19	55.81
7	3	2014	5	12	792	9.89	139	8005	425	367	53.66	46.34
7	11	2014	6	13	792	9.89	140	8005	403	389	50.88	49.12
7	17	2014	5	16	792	9.89	141	8005	368	424	46.46	53.54
8	22	2014	6	12	792	9.89	142	8005	410	382	51.77	48.23
5	20	2014	3	17	791	9.88	143	8005	345	446	43.62	56.38
7	6	2014	1	14	791	9.88	144	8005	451	340	57.02	42.98
5	16	2014	6	16	790	9.87	145	8005	338	452	42.78	57.22
5	31	2014	7	15	790	9.87	146	8005	337	453	42.66	57.34
6	21	2014	7	13	790	9.87	147	8005	369	421	46.71	53.29
7	3	2014	5	14	790	9.87	148	8005	404	386	51.14	48.86
4	25	2014	6	17	789	9.86	149	8005	326	463	41.32	58.68
6	11	2014	4	16	789	9.86	150	8005	343	446	43.47	56.53
8	24	2014	1	14	788	9.84	151	8005	436	352	55.33	44.67
9	11	2014	5	16	788	9.84	152	8005	369	419	46.83	53.17
5	7	2014	4	17	787	9.83	153	8005	319	468	40.53	59.47
8	15	2014	6	15	787	9.83	154	8005	359	428	45.62	54.38
6	27	2014	6	14	786	9.82	155	8005	402	384	51.15	48.85
6	28	2014	7	13	786	9.82	156	8005	362	424	46.06	53.94
9	13	2014	7	13	786	9.82	157	8005	430	356	54.71	45.29
10	24	2014	6	17	786	9.82	158	8005	345	441	43.89	56.11
12	16	2014	3	17	786	9.82	159	8005	328	458	41.73	58.27
5	15	2014	5	17	785	9.81	160	8005	356	429	45.35	54.65
9	6	2014	7	16	785	9.81	161	8005	359	426	45.73	54.27
9	20	2014	7	12	785	9.81	162	8005	403	382	51.34	48.66
9	22	2014	2	17	784	9.79	163	8005	339	445	43.24	56.76
9	6	2014	7	14	783	9.78	164	8005	357	426	45.59	54.41
5	24	2014	7	13	782	9.77	165	8005	358	424	45.78	54.22
9	5	2014	6	15	782	9.77	166	8005	386	396	49.36	50.64
11	14	2014	6	17	782	9.77	167	8005	322	460	41.18	58.82
4	23	2014	4	17	781	9.76	168	8005	303	478	38.80	61.20
9	27	2014	7	13	780	9.74	169	8005	464	316	59.49	40.51
6	13	2014	6	17	779	9.73	170	8005	364	415	46.73	53.27
7	2	2014	4	13	779	9.73	171	8005	386	393	49.55	50.45
8	8	2014	6	15	779	9.73	172	8005	346	433	44.42	55.58
7	8	2014	3	14	778	9.72	173	8005	382	396	49.10	50.90
7	9	2014	4	15	778	9.72	174	8005	378	400	48.59	51.41
12	17	2014	4	17	778	9.72	175	8005	333	445	42.80	57.20

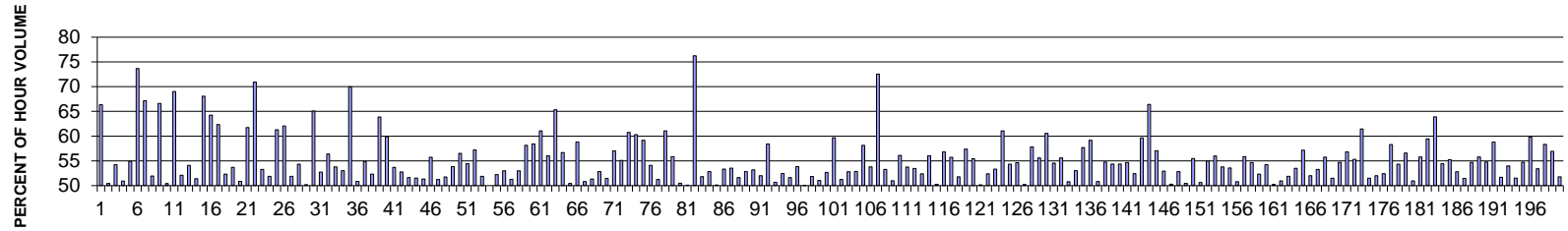
MO	DY	YR	DAY OF WK	HR	HR VOL	PERCENT OF AADT	HOUR NUMBER	AADT	EAST VOLUME	WEST VOLUME	PERCENT EAST IS OF TOTAL VOLUME	PERCENT WEST IS OF TOTAL VOLUME
4	12	2014	7	17	777	9.71	176	8005	365	412	46.98	53.02
8	10	2014	1	11	777	9.71	177	8005	529	248	68.08	31.92
1	16	2014	5	17	776	9.69	178	8005	317	459	40.85	59.15
6	6	2014	6	17	776	9.69	179	8005	336	440	43.30	56.70
6	21	2014	7	14	776	9.69	180	8005	391	385	50.39	49.61
7	11	2014	6	12	776	9.69	181	8005	438	338	56.44	43.56
9	25	2014	5	17	776	9.69	182	8005	351	425	45.23	54.77
10	15	2014	4	17	776	9.69	183	8005	335	441	43.17	56.83
5	12	2014	2	17	775	9.68	184	8005	333	442	42.97	57.03
6	27	2014	6	17	775	9.68	185	8005	364	411	46.97	53.03
8	5	2014	3	13	775	9.68	186	8005	425	350	54.84	45.16
8	19	2014	3	13	775	9.68	187	8005	380	395	49.03	50.97
7	18	2014	6	13	774	9.67	188	8005	418	356	54.01	45.99
7	19	2014	7	11	774	9.67	189	8005	382	392	49.35	50.65
8	11	2014	2	15	774	9.67	190	8005	380	394	49.10	50.90
8	23	2014	7	17	774	9.67	191	8005	363	411	46.90	53.10
3	7	2014	6	17	773	9.66	192	8005	346	427	44.76	55.24
6	21	2014	7	12	773	9.66	193	8005	428	345	55.37	44.63
8	5	2014	3	15	773	9.66	194	8005	381	392	49.29	50.71
8	9	2014	7	18	773	9.66	195	8005	307	466	39.72	60.28
8	21	2014	5	18	773	9.66	196	8005	323	450	41.79	58.21
1	24	2014	6	17	772	9.64	197	8005	352	420	45.60	54.40
4	11	2014	6	16	772	9.64	198	8005	333	439	43.13	56.87
4	30	2014	4	17	772	9.64	199	8005	310	462	40.16	59.84
10	10	2014	6	17	772	9.64	200	8005	326	446	42.23	57.77

**SR 005 MP 269.41 CUSTER ADC SITE S803
K FOR PEAK 200 HOURS OF 2014**



AADT= 32808 K 30 FACTOR= 9.28 K 100 FACTOR= 8.89 K 200 FACTOR= 8.63 D 30 FACTOR= 65.07

**SR 005 MP 269.41 CUSTER ADC SITE S803
D % IN THE PEAK 200 HOURS OF 2014**



MO	DY	YR	DAY OF WK	HR	HR VOL	PERCENT OF AADT	HOUR NUMBER	AADT	NORTH VOLUME	SOUTH VOLUME	PERCENT NORTH IS OF TOTAL VOLUME	PERCENT SOUTH IS OF TOTAL VOLUME
5	19	2014	2	15	3293	10.04	1	32808	2185	1108	66.35	33.65
4	18	2014	6	17	3270	9.97	2	32808	1650	1620	50.46	49.54
8	29	2014	6	17	3266	9.95	3	32808	1771	1495	54.23	45.77
3	22	2014	7	16	3264	9.95	4	32808	1602	1662	49.08	50.92
8	22	2014	6	17	3259	9.93	5	32808	1789	1470	54.89	45.11
5	19	2014	2	17	3216	9.80	6	32808	2369	847	73.66	26.34
10	13	2014	2	16	3200	9.75	7	32808	2148	1052	67.13	32.88
8	1	2014	6	17	3192	9.73	8	32808	1658	1534	51.94	48.06
8	4	2014	2	17	3191	9.73	9	32808	2125	1066	66.59	33.41
8	22	2014	6	16	3176	9.68	10	32808	1601	1575	50.41	49.59
5	19	2014	2	16	3173	9.67	11	32808	2190	983	69.02	30.98

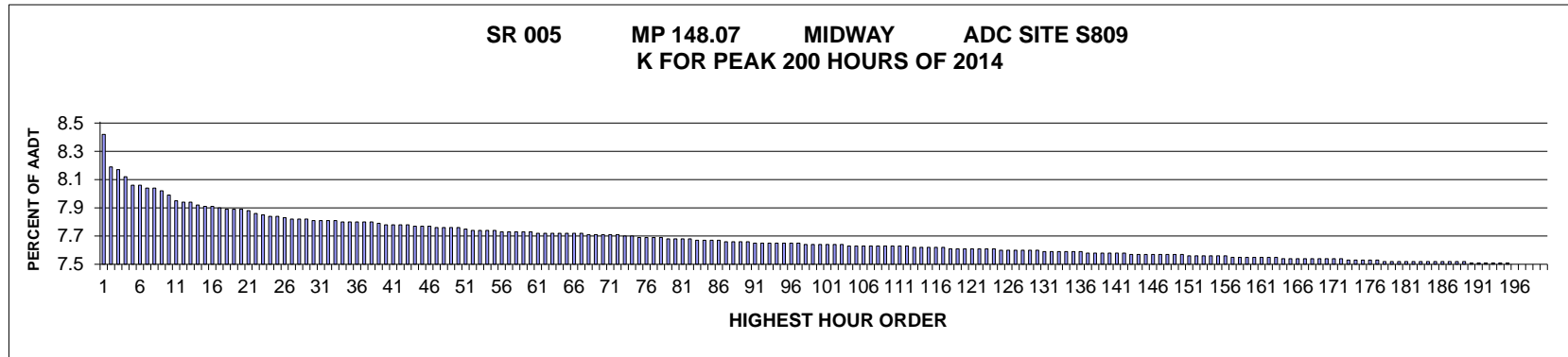
MO	DY	YR	DAY OF WK	HR	HR VOL	PERCENT OF AADT	HOUR NUMBER	AADT	NORTH VOLUME	SOUTH VOLUME	PERCENT NORTH IS OF TOTAL VOLUME	PERCENT SOUTH IS OF TOTAL VOLUME
8	8	2014	6	18	3171	9.67	12	32808	1652	1519	52.10	47.90
3	22	2014	7	15	3154	9.61	13	32808	1447	1707	45.88	54.12
8	1	2014	6	16	3140	9.57	14	32808	1614	1526	51.40	48.60
11	11	2014	3	17	3133	9.55	15	32808	2133	1000	68.08	31.92
8	4	2014	2	16	3132	9.55	16	32808	2012	1120	64.24	35.76
12	30	2014	3	17	3130	9.54	17	32808	1951	1179	62.33	37.67
8	15	2014	6	16	3113	9.49	18	32808	1629	1484	52.33	47.67
8	22	2014	6	18	3113	9.49	19	32808	1672	1441	53.71	46.29
8	1	2014	6	18	3112	9.49	20	32808	1583	1529	50.87	49.13
8	4	2014	2	15	3111	9.48	21	32808	1921	1190	61.75	38.25
10	13	2014	2	17	3087	9.41	22	32808	2190	897	70.94	29.06
8	15	2014	6	18	3083	9.40	23	32808	1643	1440	53.29	46.71
8	23	2014	7	14	3073	9.37	24	32808	1478	1595	48.10	51.90
6	15	2014	1	17	3062	9.33	25	32808	1877	1185	61.30	38.70
10	13	2014	2	15	3062	9.33	26	32808	1900	1162	62.05	37.95
8	4	2014	2	13	3058	9.32	27	32808	1471	1587	48.10	51.90
8	15	2014	6	17	3046	9.28	28	32808	1655	1391	54.33	45.67
10	10	2014	6	17	3046	9.28	29	32808	1529	1517	50.20	49.80
11	10	2014	2	17	3043	9.28	30	32808	1980	1063	65.07	34.93
8	8	2014	6	16	3036	9.25	31	32808	1601	1435	52.73	47.27
8	24	2014	1	16	3028	9.23	32	32808	1708	1320	56.41	43.59
9	5	2014	6	17	3025	9.22	33	32808	1627	1398	53.79	46.21
7	18	2014	6	17	3022	9.21	34	32808	1603	1419	53.04	46.96
2	10	2014	2	17	3015	9.19	35	32808	2110	905	69.98	30.02
8	15	2014	6	15	3015	9.19	36	32808	1481	1534	49.12	50.88
8	9	2014	7	14	3012	9.18	37	32808	1358	1654	45.09	54.91
8	17	2014	1	15	3012	9.18	38	32808	1436	1576	47.68	52.32
9	28	2014	1	17	3012	9.18	39	32808	1924	1088	63.88	36.12
7	20	2014	1	17	3005	9.16	40	32808	1799	1206	59.87	40.13
7	19	2014	7	15	3004	9.16	41	32808	1391	1613	46.30	53.70
8	4	2014	2	14	3002	9.15	42	32808	1584	1418	52.76	47.24
7	25	2014	6	17	3000	9.14	43	32808	1549	1451	51.63	48.37
6	27	2014	6	17	2999	9.14	44	32808	1453	1546	48.45	51.55
7	11	2014	6	17	2998	9.14	45	32808	1539	1459	51.33	48.67
8	29	2014	6	18	2998	9.14	46	32808	1671	1327	55.74	44.26
8	8	2014	6	17	2994	9.13	47	32808	1534	1460	51.24	48.76
6	27	2014	6	16	2991	9.12	48	32808	1443	1548	48.24	51.76
8	21	2014	5	17	2991	9.12	49	32808	1611	1380	53.86	46.14
12	29	2014	2	16	2991	9.12	50	32808	1691	1300	56.54	43.46
5	2	2014	6	17	2985	9.10	51	32808	1625	1360	54.44	45.56
7	20	2014	1	16	2984	9.10	52	32808	1708	1276	57.24	42.76

MO	DY	YR	DAY OF WK	HR	HR VOL	PERCENT OF AADT	HOUR NUMBER	AADT	NORTH VOLUME	SOUTH VOLUME	PERCENT NORTH IS OF TOTAL VOLUME	PERCENT SOUTH IS OF TOTAL VOLUME
12	29	2014	2	15	2982	9.09	53	32808	1435	1547	48.12	51.88
9	20	2014	7	16	2980	9.08	54	32808	1490	1490	50.00	50.00
7	25	2014	6	18	2978	9.08	55	32808	1555	1423	52.22	47.78
7	25	2014	6	16	2977	9.07	56	32808	1578	1399	53.01	46.99
6	29	2014	1	15	2974	9.06	57	32808	1449	1525	48.72	51.28
12	30	2014	3	16	2969	9.05	58	32808	1574	1395	53.01	46.99
7	5	2014	7	13	2966	9.04	59	32808	1241	1725	41.84	58.16
12	22	2014	2	17	2966	9.04	60	32808	1733	1233	58.43	41.57
8	9	2014	7	12	2965	9.04	61	32808	1154	1811	38.92	61.08
8	31	2014	1	16	2963	9.03	62	32808	1660	1303	56.02	43.98
2	10	2014	2	16	2961	9.03	63	32808	1934	1027	65.32	34.68
4	18	2014	6	15	2961	9.03	64	32808	1282	1679	43.30	56.70
7	18	2014	6	18	2958	9.02	65	32808	1492	1466	50.44	49.56
1	3	2014	6	17	2956	9.01	66	32808	1738	1218	58.80	41.20
8	16	2014	7	16	2956	9.01	67	32808	1503	1453	50.85	49.15
7	6	2014	1	15	2953	9.00	68	32808	1437	1516	48.66	51.34
8	1	2014	6	15	2952	9.00	69	32808	1560	1392	52.85	47.15
8	16	2014	7	15	2952	9.00	70	32808	1433	1519	48.54	51.46
8	30	2014	7	13	2949	8.99	71	32808	1267	1682	42.96	57.04
8	24	2014	1	13	2947	8.98	72	32808	1323	1624	44.89	55.11
12	29	2014	2	17	2947	8.98	73	32808	1790	1157	60.74	39.26
3	22	2014	7	13	2946	8.98	74	32808	1169	1777	39.68	60.32
9	1	2014	2	16	2946	8.98	75	32808	1743	1203	59.16	40.84
12	13	2014	7	16	2946	8.98	76	32808	1594	1352	54.11	45.89
8	31	2014	1	15	2943	8.97	77	32808	1508	1435	51.24	48.76
9	7	2014	1	17	2943	8.97	78	32808	1797	1146	61.06	38.94
2	10	2014	2	15	2942	8.97	79	32808	1643	1299	55.85	44.15
10	4	2014	7	15	2938	8.96	80	32808	1455	1483	49.52	50.48
8	11	2014	2	17	2937	8.95	81	32808	1472	1465	50.12	49.88
5	19	2014	2	18	2936	8.95	82	32808	2238	698	76.23	23.77
7	11	2014	6	16	2934	8.94	83	32808	1520	1414	51.81	48.19
1	4	2014	7	16	2932	8.94	84	32808	1549	1383	52.83	47.17
5	3	2014	7	15	2931	8.93	85	32808	1470	1461	50.15	49.85
8	13	2014	4	17	2931	8.93	86	32808	1564	1367	53.36	46.64
7	6	2014	1	16	2930	8.93	87	32808	1569	1361	53.55	46.45
12	30	2014	3	15	2930	8.93	88	32808	1417	1513	48.36	51.64
8	24	2014	1	15	2929	8.93	89	32808	1548	1381	52.85	47.15
10	4	2014	7	16	2927	8.92	90	32808	1557	1370	53.19	46.81
8	10	2014	1	14	2925	8.92	91	32808	1404	1521	48.00	52.00
8	24	2014	1	17	2923	8.91	92	32808	1707	1216	58.40	41.60
6	21	2014	7	15	2920	8.90	93	32808	1480	1440	50.68	49.32

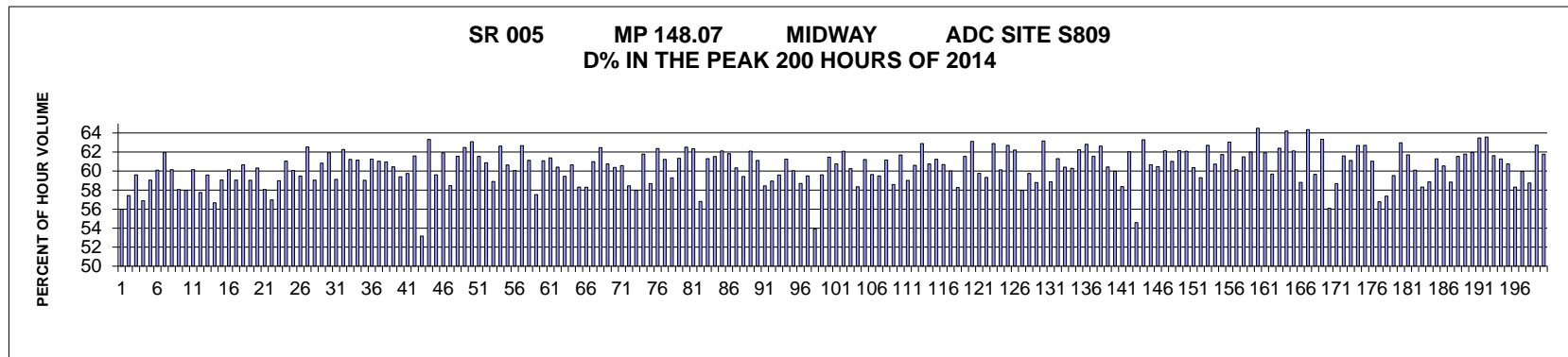
MO	DY	YR	DAY OF WK	HR	HR VOL	PERCENT OF AADT	HOUR NUMBER	AADT	NORTH VOLUME	SOUTH VOLUME	PERCENT NORTH IS OF TOTAL VOLUME	PERCENT SOUTH IS OF TOTAL VOLUME
8	23	2014	7	16	2920	8.90	94	32808	1532	1388	52.47	47.53
6	27	2014	6	18	2919	8.90	95	32808	1507	1412	51.63	48.37
7	11	2014	6	18	2917	8.89	96	32808	1571	1346	53.86	46.14
8	23	2014	7	15	2917	8.89	97	32808	1460	1457	50.05	49.95
7	19	2014	7	16	2916	8.89	98	32808	1512	1404	51.85	48.15
7	26	2014	7	16	2916	8.89	99	32808	1489	1427	51.06	48.94
8	25	2014	2	16	2916	8.89	100	32808	1536	1380	52.67	47.33
3	29	2014	7	16	2915	8.89	101	32808	1739	1176	59.66	40.34
9	13	2014	7	16	2915	8.89	102	32808	1494	1421	51.25	48.75
5	16	2014	6	17	2913	8.88	103	32808	1375	1538	47.20	52.80
8	21	2014	5	16	2913	8.88	104	32808	1540	1373	52.87	47.13
6	28	2014	7	14	2912	8.88	105	32808	1219	1693	41.86	58.14
10	18	2014	7	16	2911	8.87	106	32808	1566	1345	53.80	46.20
8	4	2014	2	18	2904	8.85	107	32808	2107	797	72.56	27.44
9	6	2014	7	14	2904	8.85	108	32808	1357	1547	46.73	53.27
7	18	2014	6	15	2902	8.85	109	32808	1480	1422	51.00	49.00
3	22	2014	7	14	2901	8.84	110	32808	1273	1628	43.88	56.12
5	19	2014	2	13	2901	8.84	111	32808	1341	1560	46.23	53.77
8	3	2014	1	16	2901	8.84	112	32808	1551	1350	53.46	46.54
8	30	2014	7	15	2901	8.84	113	32808	1381	1520	47.60	52.40
7	5	2014	7	16	2900	8.84	114	32808	1625	1275	56.03	43.97
4	18	2014	6	16	2897	8.83	115	32808	1441	1456	49.74	50.26
7	18	2014	6	13	2895	8.82	116	32808	1250	1645	43.18	56.82
10	11	2014	7	15	2895	8.82	117	32808	1282	1613	44.28	55.72
8	9	2014	7	15	2893	8.82	118	32808	1395	1498	48.22	51.78
6	30	2014	2	17	2892	8.81	119	32808	1659	1233	57.37	42.63
7	6	2014	1	14	2892	8.81	120	32808	1289	1603	44.57	55.43
8	29	2014	6	16	2892	8.81	121	32808	1451	1441	50.17	49.83
7	18	2014	6	16	2890	8.81	122	32808	1514	1376	52.39	47.61
6	27	2014	6	15	2888	8.80	123	32808	1347	1541	46.64	53.36
6	28	2014	7	12	2887	8.80	124	32808	1124	1763	38.93	61.07
7	20	2014	1	15	2885	8.79	125	32808	1567	1318	54.32	45.68
11	8	2014	7	15	2885	8.79	126	32808	1308	1577	45.34	54.66
3	1	2014	7	15	2884	8.79	127	32808	1435	1449	49.76	50.24
3	29	2014	7	13	2884	8.79	128	32808	1216	1668	42.16	57.84
3	21	2014	6	16	2882	8.78	129	32808	1602	1280	55.59	44.41
8	17	2014	1	17	2882	8.78	130	32808	1745	1137	60.55	39.45
8	28	2014	5	17	2882	8.78	131	32808	1572	1310	54.55	45.45
3	28	2014	6	16	2881	8.78	132	32808	1602	1279	55.61	44.39
8	8	2014	6	15	2881	8.78	133	32808	1464	1417	50.82	49.18
8	15	2014	6	14	2881	8.78	134	32808	1353	1528	46.96	53.04

MO	DY	YR	DAY OF WK	HR	HR VOL	PERCENT OF AADT	HOUR NUMBER	AADT	NORTH VOLUME	SOUTH VOLUME	PERCENT NORTH IS OF TOTAL VOLUME	PERCENT SOUTH IS OF TOTAL VOLUME
8	3	2014	1	13	2880	8.78	135	32808	1218	1662	42.29	57.71
3	29	2014	7	17	2878	8.77	136	32808	1703	1175	59.17	40.83
8	24	2014	1	14	2878	8.77	137	32808	1415	1463	49.17	50.83
5	3	2014	7	13	2877	8.77	138	32808	1301	1576	45.22	54.78
7	26	2014	7	14	2876	8.77	139	32808	1312	1564	45.62	54.38
10	24	2014	6	17	2876	8.77	140	32808	1564	1312	54.38	45.62
10	24	2014	6	18	2876	8.77	141	32808	1573	1303	54.69	45.31
8	17	2014	1	14	2875	8.76	142	32808	1368	1507	47.58	52.42
11	30	2014	1	17	2875	8.76	143	32808	1715	1160	59.65	40.35
4	21	2014	2	17	2874	8.76	144	32808	1909	965	66.42	33.58
5	18	2014	1	16	2874	8.76	145	32808	1640	1234	57.06	42.94
7	20	2014	1	14	2874	8.76	146	32808	1353	1521	47.08	52.92
8	29	2014	6	15	2874	8.76	147	32808	1445	1429	50.28	49.72
7	5	2014	7	14	2873	8.76	148	32808	1355	1518	47.16	52.84
11	8	2014	7	16	2872	8.75	149	32808	1449	1423	50.45	49.55
8	17	2014	1	13	2871	8.75	150	32808	1278	1593	44.51	55.49
3	29	2014	7	15	2869	8.74	151	32808	1453	1416	50.64	49.36
5	19	2014	2	14	2867	8.74	152	32808	1576	1291	54.97	45.03
9	20	2014	7	13	2866	8.74	153	32808	1262	1604	44.03	55.97
4	11	2014	6	17	2865	8.73	154	32808	1541	1324	53.79	46.21
8	30	2014	7	14	2865	8.73	155	32808	1330	1535	46.42	53.58
11	1	2014	7	16	2865	8.73	156	32808	1455	1410	50.79	49.21
8	16	2014	7	13	2863	8.73	157	32808	1264	1599	44.15	55.85
8	20	2014	4	17	2863	8.73	158	32808	1565	1298	54.66	45.34
6	13	2014	6	18	2862	8.72	159	32808	1498	1364	52.34	47.66
6	21	2014	7	14	2861	8.72	160	32808	1309	1552	45.75	54.25
4	19	2014	7	15	2859	8.71	161	32808	1436	1423	50.23	49.77
8	1	2014	6	14	2857	8.71	162	32808	1401	1456	49.04	50.96
8	3	2014	1	15	2856	8.71	163	32808	1374	1482	48.11	51.89
8	29	2014	6	14	2855	8.70	164	32808	1327	1528	46.48	53.52
8	17	2014	1	16	2854	8.70	165	32808	1631	1223	57.15	42.85
8	31	2014	1	14	2853	8.70	166	32808	1369	1484	47.98	52.02
10	13	2014	2	14	2853	8.70	167	32808	1520	1333	53.28	46.72
8	16	2014	7	14	2852	8.69	168	32808	1262	1590	44.25	55.75
7	11	2014	6	15	2851	8.69	169	32808	1468	1383	51.49	48.51
8	7	2014	5	16	2851	8.69	170	32808	1560	1291	54.72	45.28
8	23	2014	7	17	2851	8.69	171	32808	1620	1231	56.82	43.18
9	19	2014	6	17	2851	8.69	172	32808	1577	1274	55.31	44.69
11	10	2014	2	16	2850	8.69	173	32808	1751	1099	61.44	38.56
8	10	2014	1	15	2849	8.68	174	32808	1467	1382	51.49	48.51
8	29	2014	6	19	2849	8.68	175	32808	1482	1367	52.02	47.98

MO	DY	YR	DAY OF WK	HR	HR VOL	PERCENT OF AADT	HOUR NUMBER	AADT	NORTH VOLUME	SOUTH VOLUME	PERCENT NORTH IS OF TOTAL VOLUME	PERCENT SOUTH IS OF TOTAL VOLUME
2	15	2014	7	14	2847	8.68	176	32808	1355	1492	47.59	52.41
8	4	2014	2	12	2847	8.68	177	32808	1187	1660	41.69	58.31
8	14	2014	5	16	2847	8.68	178	32808	1547	1300	54.34	45.66
8	25	2014	2	17	2847	8.68	179	32808	1611	1236	56.59	43.41
8	2	2014	7	15	2846	8.67	180	32808	1450	1396	50.95	49.05
9	1	2014	2	15	2845	8.67	181	32808	1587	1258	55.78	44.22
9	27	2014	7	13	2845	8.67	182	32808	1154	1691	40.56	59.44
12	30	2014	3	18	2845	8.67	183	32808	1818	1027	63.90	36.10
9	19	2014	6	18	2844	8.67	184	32808	1548	1296	54.43	45.57
8	14	2014	5	17	2843	8.67	185	32808	1571	1272	55.26	44.74
9	20	2014	7	14	2843	8.67	186	32808	1342	1501	47.20	52.80
1	4	2014	7	15	2842	8.66	187	32808	1379	1463	48.52	51.48
8	12	2014	3	17	2841	8.66	188	32808	1554	1287	54.70	45.30
8	10	2014	1	16	2840	8.66	189	32808	1585	1255	55.81	44.19
9	20	2014	7	15	2840	8.66	190	32808	1284	1556	45.21	54.79
5	3	2014	7	12	2839	8.65	191	32808	1169	1670	41.18	58.82
7	12	2014	7	15	2839	8.65	192	32808	1371	1468	48.29	51.71
1	3	2014	6	16	2837	8.65	193	32808	1531	1306	53.97	46.03
5	24	2014	7	14	2836	8.64	194	32808	1462	1374	51.55	48.45
6	29	2014	1	16	2836	8.64	195	32808	1553	1283	54.76	45.24
6	28	2014	7	13	2835	8.64	196	32808	1140	1695	40.21	59.79
7	3	2014	5	15	2834	8.64	197	32808	1514	1320	53.42	46.58
8	2	2014	7	13	2834	8.64	198	32808	1181	1653	41.67	58.33
7	12	2014	7	13	2833	8.64	199	32808	1220	1613	43.06	56.94
8	30	2014	7	16	2832	8.63	200	32808	1467	1365	51.80	48.20



AADT= 194826 K 30 FACTOR= 7.80 K 100 FACTOR= 7.63 K 200 FACTOR= 7.49 D 30 FACTOR= 61.93



MO	DY	YR	DAY OF WK	HR	HR VOL	PERCENT OF AADT	HOUR NUMBER	AADT	NORTH VOLUME	SOUTH VOLUME	PERCENT NORTH IS OF TOTAL VOLUME	PERCENT SOUTH IS OF TOTAL VOLUME
8	15	2014	6	17	16377	8.41	1	194826	7209	9168	44.02	55.98
8	15	2014	6	16	15931	8.18	2	194826	6783	9148	42.58	57.42
6	13	2014	6	15	15891	8.16	3	194826	6420	9471	40.40	59.60
8	22	2014	6	17	15803	8.11	4	194826	6812	8991	43.11	56.89
6	13	2014	6	16	15683	8.05	5	194826	6422	9261	40.95	59.05
2	14	2014	6	16	15681	8.05	6	194826	6257	9424	39.90	60.10
1	17	2014	6	16	15651	8.03	7	194826	5956	9695	38.06	61.94
10	10	2014	6	16	15651	8.03	8	194826	6238	9413	39.86	60.14
6	13	2014	6	17	15607	8.01	9	194826	6546	9061	41.94	58.06
8	22	2014	6	16	15555	7.98	10	194826	6539	9016	42.04	57.96
6	12	2014	5	16	15467	7.94	11	194826	6163	9304	39.85	60.15

MO	DY	YR	DAY OF WK	HR	HR VOL	PERCENT OF AADT	HOUR NUMBER	AADT	NORTH VOLUME	SOUTH VOLUME	PERCENT NORTH IS OF TOTAL VOLUME	PERCENT SOUTH IS OF TOTAL VOLUME
6	12	2014	5	17	15457	7.93	12	194826	6531	8926	42.25	57.75
6	25	2014	4	17	15448	7.93	13	194826	6243	9205	40.41	59.59
8	22	2014	6	15	15412	7.91	14	194826	6680	8732	43.34	56.66
6	20	2014	6	16	15396	7.90	15	194826	6302	9094	40.93	59.07
6	10	2014	3	17	15386	7.90	16	194826	6131	9255	39.85	60.15
2	14	2014	6	17	15379	7.89	17	194826	6298	9081	40.95	59.05
9	26	2014	6	16	15360	7.88	18	194826	6044	9316	39.35	60.65
8	8	2014	6	17	15353	7.88	19	194826	6290	9063	40.97	59.03
2	14	2014	6	15	15345	7.88	20	194826	6089	9256	39.68	60.32
10	10	2014	6	17	15328	7.87	21	194826	6427	8901	41.93	58.07
8	15	2014	6	15	15298	7.85	22	194826	6582	8716	43.03	56.97
8	20	2014	4	18	15283	7.84	23	194826	6269	9014	41.02	58.98
7	17	2014	5	16	15251	7.83	24	194826	5940	9311	38.95	61.05
11	26	2014	4	15	15248	7.83	25	194826	6089	9159	39.93	60.07
8	29	2014	6	15	15237	7.82	26	194826	6176	9061	40.53	59.47
10	24	2014	6	16	15218	7.81	27	194826	5702	9516	37.47	62.53
6	27	2014	6	16	15211	7.81	28	194826	6229	8982	40.95	59.05
6	26	2014	5	17	15208	7.81	29	194826	5957	9251	39.17	60.83
6	26	2014	5	16	15205	7.80	30	194826	5789	9416	38.07	61.93
7	25	2014	6	15	15205	7.80	31	194826	6216	8989	40.88	59.12
2	21	2014	6	17	15199	7.80	32	194826	5735	9464	37.73	62.27
6	23	2014	2	17	15195	7.80	33	194826	5891	9304	38.77	61.23
6	27	2014	6	15	15183	7.79	34	194826	5900	9283	38.86	61.14
5	30	2014	6	17	15180	7.79	35	194826	6219	8961	40.97	59.03
8	14	2014	5	18	15179	7.79	36	194826	5880	9299	38.74	61.26
1	17	2014	6	17	15178	7.79	37	194826	5915	9263	38.97	61.03
8	14	2014	5	17	15178	7.79	38	194826	5927	9251	39.05	60.95
7	9	2014	4	17	15155	7.78	39	194826	5996	9159	39.56	60.44
6	20	2014	6	15	15144	7.77	40	194826	6149	8995	40.60	59.40
10	10	2014	6	15	15142	7.77	41	194826	6095	9047	40.25	59.75
5	15	2014	5	17	15133	7.77	42	194826	5812	9321	38.41	61.59
8	15	2014	6	18	15130	7.77	43	194826	7086	8044	46.83	53.17
6	17	2014	3	16	15127	7.76	44	194826	5548	9579	36.68	63.32
6	25	2014	4	18	15123	7.76	45	194826	6108	9015	40.39	59.61
1	17	2014	6	15	15121	7.76	46	194826	5757	9364	38.07	61.93
7	25	2014	6	17	15108	7.75	47	194826	6273	8835	41.52	58.48
10	24	2014	6	17	15107	7.75	48	194826	5807	9300	38.44	61.56
1	31	2014	6	17	15104	7.75	49	194826	5667	9437	37.52	62.48
12	22	2014	2	16	15103	7.75	50	194826	5574	9529	36.91	63.09
10	3	2014	6	16	15075	7.74	51	194826	5796	9279	38.45	61.55
5	7	2014	4	17	15067	7.73	52	194826	5896	9171	39.13	60.87

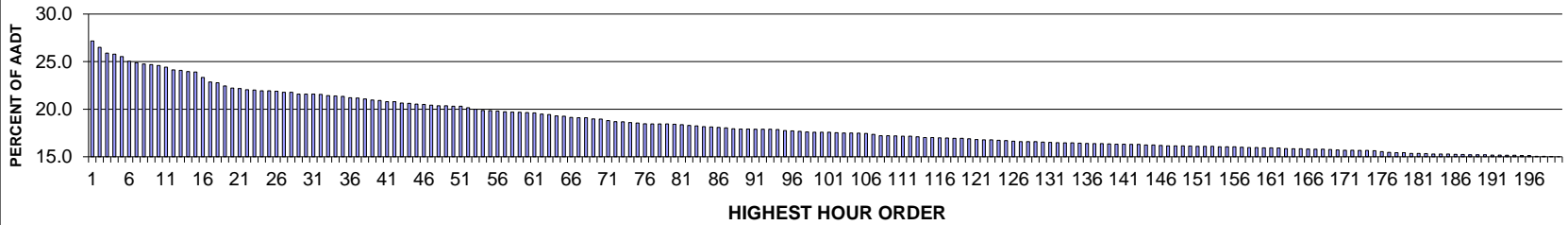
MO	DY	YR	DAY OF WK	HR	HR VOL	PERCENT OF AADT	HOUR NUMBER	AADT	NORTH VOLUME	SOUTH VOLUME	PERCENT NORTH IS OF TOTAL VOLUME	PERCENT SOUTH IS OF TOTAL VOLUME
9	26	2014	6	17	15066	7.73	53	194826	6191	8875	41.09	58.91
10	31	2014	6	16	15062	7.73	54	194826	5628	9434	37.37	62.63
6	24	2014	3	17	15053	7.73	55	194826	5926	9127	39.37	60.63
5	2	2014	6	15	15044	7.72	56	194826	6010	9034	39.95	60.05
9	17	2014	4	17	15042	7.72	57	194826	5615	9427	37.33	62.67
8	21	2014	5	16	15040	7.72	58	194826	5846	9194	38.87	61.13
5	30	2014	6	18	15038	7.72	59	194826	6388	8650	42.48	57.52
10	31	2014	6	17	15035	7.72	60	194826	5851	9184	38.92	61.08
12	19	2014	6	16	15030	7.71	61	194826	5804	9226	38.62	61.38
8	13	2014	4	17	15025	7.71	62	194826	5949	9076	39.59	60.41
8	14	2014	5	15	15023	7.71	63	194826	6092	8931	40.55	59.45
7	10	2014	5	16	15019	7.71	64	194826	5910	9109	39.35	60.65
7	30	2014	4	18	15018	7.71	65	194826	6260	8758	41.68	58.32
11	26	2014	4	14	15013	7.71	66	194826	6260	8753	41.70	58.30
8	20	2014	4	16	15012	7.71	67	194826	5858	9154	39.02	60.98
2	7	2014	6	16	15003	7.70	68	194826	5630	9373	37.53	62.47
8	13	2014	4	16	15001	7.70	69	194826	5888	9113	39.25	60.75
8	20	2014	4	17	14998	7.70	70	194826	5942	9056	39.62	60.38
12	19	2014	6	15	14998	7.70	71	194826	5913	9085	39.43	60.57
6	12	2014	5	18	14994	7.70	72	194826	6231	8763	41.56	58.44
8	28	2014	5	15	14975	7.69	73	194826	6295	8680	42.04	57.96
7	24	2014	5	17	14973	7.69	74	194826	5722	9251	38.22	61.78
7	11	2014	6	17	14972	7.68	75	194826	6186	8786	41.32	58.68
2	21	2014	6	16	14957	7.68	76	194826	5629	9328	37.63	62.37
6	18	2014	4	17	14954	7.68	77	194826	5798	9156	38.77	61.23
12	19	2014	6	17	14953	7.68	78	194826	6087	8866	40.71	59.29
8	21	2014	5	17	14952	7.67	79	194826	5782	9170	38.67	61.33
2	26	2014	4	17	14945	7.67	80	194826	5603	9342	37.49	62.51
6	23	2014	2	16	14939	7.67	81	194826	5625	9314	37.65	62.35
6	13	2014	6	18	14937	7.67	82	194826	6453	8484	43.20	56.80
5	29	2014	5	17	14925	7.66	83	194826	5775	9150	38.69	61.31
6	19	2014	5	17	14924	7.66	84	194826	5741	9183	38.47	61.53
5	22	2014	5	16	14915	7.66	85	194826	5651	9264	37.89	62.11
5	21	2014	4	17	14914	7.66	86	194826	5692	9222	38.17	61.83
7	10	2014	5	17	14911	7.65	87	194826	5913	8998	39.66	60.34
12	12	2014	6	17	14906	7.65	88	194826	6047	8859	40.57	59.43
9	25	2014	5	17	14898	7.65	89	194826	5647	9251	37.90	62.10
5	22	2014	5	17	14896	7.65	90	194826	5793	9103	38.89	61.11
6	27	2014	6	17	14891	7.64	91	194826	6188	8703	41.56	58.44
7	11	2014	6	15	14891	7.64	92	194826	6111	8780	41.04	58.96
5	16	2014	6	15	14890	7.64	93	194826	6017	8873	40.41	59.59

MO	DY	YR	DAY OF WK	HR	HR VOL	PERCENT OF AADT	HOUR NUMBER	AADT	NORTH VOLUME	SOUTH VOLUME	PERCENT NORTH IS OF TOTAL VOLUME	PERCENT SOUTH IS OF TOTAL VOLUME
10	24	2014	6	15	14889	7.64	94	194826	5768	9121	38.74	61.26
6	6	2014	6	17	14879	7.64	95	194826	5947	8932	39.97	60.03
6	20	2014	6	17	14879	7.64	96	194826	6145	8734	41.30	58.70
8	8	2014	6	16	14879	7.64	97	194826	6027	8852	40.51	59.49
8	22	2014	6	18	14870	7.63	98	194826	6853	8017	46.09	53.91
12	5	2014	6	17	14870	7.63	99	194826	6008	8862	40.40	59.60
6	25	2014	4	16	14869	7.63	100	194826	5731	9138	38.54	61.46
10	31	2014	6	15	14868	7.63	101	194826	5834	9034	39.24	60.76
2	27	2014	5	17	14863	7.63	102	194826	5635	9228	37.91	62.09
7	31	2014	5	17	14863	7.63	103	194826	5906	8957	39.74	60.26
5	7	2014	4	18	14853	7.62	104	194826	6186	8667	41.65	58.35
5	16	2014	6	16	14848	7.62	105	194826	5760	9088	38.79	61.21
9	26	2014	6	15	14848	7.62	106	194826	5992	8856	40.36	59.64
1	3	2014	6	17	14847	7.62	107	194826	6013	8834	40.50	59.50
10	2	2014	5	17	14846	7.62	108	194826	5766	9080	38.84	61.16
9	4	2014	5	15	14843	7.62	109	194826	6147	8696	41.41	58.59
6	24	2014	3	16	14841	7.62	110	194826	5687	9154	38.32	61.68
7	18	2014	6	15	14840	7.62	111	194826	6081	8759	40.98	59.02
6	6	2014	6	15	14839	7.62	112	194826	5845	8994	39.39	60.61
7	22	2014	3	17	14835	7.61	113	194826	5506	9329	37.11	62.89
8	11	2014	2	17	14834	7.61	114	194826	5822	9012	39.25	60.75
8	29	2014	6	16	14834	7.61	115	194826	5750	9084	38.76	61.24
9	18	2014	5	18	14831	7.61	116	194826	5830	9001	39.31	60.69
7	1	2014	3	17	14822	7.61	117	194826	5926	8896	39.98	60.02
7	31	2014	5	15	14816	7.60	118	194826	6183	8633	41.73	58.27
9	19	2014	6	16	14808	7.60	119	194826	5693	9115	38.45	61.55
6	17	2014	3	17	14807	7.60	120	194826	5461	9346	36.88	63.12
7	11	2014	6	16	14804	7.60	121	194826	5957	8847	40.24	59.76
7	31	2014	5	16	14804	7.60	122	194826	6020	8784	40.66	59.34
9	18	2014	5	17	14802	7.60	123	194826	5491	9311	37.10	62.90
8	5	2014	3	16	14799	7.60	124	194826	5900	8899	39.87	60.13
12	17	2014	4	16	14788	7.59	125	194826	5514	9274	37.29	62.71
12	5	2014	6	16	14786	7.59	126	194826	5587	9199	37.79	62.21
8	28	2014	5	18	14781	7.59	127	194826	6213	8568	42.03	57.97
7	18	2014	6	16	14780	7.59	128	194826	5951	8829	40.26	59.74
8	7	2014	5	15	14780	7.59	129	194826	6090	8690	41.20	58.80
2	19	2014	4	17	14778	7.59	130	194826	5442	9336	36.83	63.17
8	12	2014	3	18	14770	7.58	131	194826	6074	8696	41.12	58.88
9	10	2014	4	17	14766	7.58	132	194826	5714	9052	38.70	61.30
8	7	2014	5	16	14765	7.58	133	194826	5844	8921	39.58	60.42
8	21	2014	5	15	14765	7.58	134	194826	5863	8902	39.71	60.29

MO	DY	YR	DAY OF WK	HR	HR VOL	PERCENT OF AADT	HOUR NUMBER	AADT	NORTH VOLUME	SOUTH VOLUME	PERCENT NORTH IS OF TOTAL VOLUME	PERCENT SOUTH IS OF TOTAL VOLUME
6	3	2014	3	17	14764	7.58	135	194826	5575	9189	37.76	62.24
2	13	2014	5	17	14762	7.58	136	194826	5488	9274	37.18	62.82
9	4	2014	5	16	14757	7.57	137	194826	5673	9084	38.44	61.56
6	30	2014	2	17	14754	7.57	138	194826	5513	9241	37.37	62.63
7	24	2014	5	16	14750	7.57	139	194826	5837	8913	39.57	60.43
5	22	2014	5	18	14749	7.57	140	194826	5902	8847	40.02	59.98
6	11	2014	4	17	14749	7.57	141	194826	6142	8607	41.64	58.36
7	8	2014	3	17	14740	7.57	142	194826	5597	9143	37.97	62.03
10	10	2014	6	18	14729	7.56	143	194826	6689	8040	45.41	54.59
1	30	2014	5	17	14728	7.56	144	194826	5407	9321	36.71	63.29
6	6	2014	6	16	14727	7.56	145	194826	5792	8935	39.33	60.67
8	1	2014	6	16	14725	7.56	146	194826	5823	8902	39.54	60.46
8	25	2014	2	16	14724	7.56	147	194826	5576	9148	37.87	62.13
6	19	2014	5	16	14723	7.56	148	194826	5739	8984	38.98	61.02
7	2	2014	4	17	14723	7.56	149	194826	5572	9151	37.85	62.15
7	7	2014	2	16	14721	7.56	150	194826	5581	9140	37.91	62.09
2	28	2014	6	17	14719	7.55	151	194826	5834	8885	39.64	60.36
2	28	2014	6	18	14718	7.55	152	194826	5990	8728	40.70	59.30
12	5	2014	6	15	14714	7.55	153	194826	5487	9227	37.29	62.71
10	3	2014	6	17	14711	7.55	154	194826	5775	8936	39.26	60.74
10	29	2014	4	17	14704	7.55	155	194826	5627	9077	38.27	61.73
2	27	2014	5	16	14702	7.55	156	194826	5432	9270	36.95	63.05
5	28	2014	4	18	14699	7.54	157	194826	5859	8840	39.86	60.14
8	25	2014	2	17	14695	7.54	158	194826	5658	9037	38.50	61.50
9	9	2014	3	17	14692	7.54	159	194826	5583	9109	38.00	62.00
2	19	2014	4	16	14689	7.54	160	194826	5215	9474	35.50	64.50
8	4	2014	2	16	14689	7.54	161	194826	5592	9097	38.07	61.93
6	26	2014	5	15	14686	7.54	162	194826	5920	8766	40.31	59.69
6	9	2014	2	17	14685	7.54	163	194826	5521	9164	37.60	62.40
9	16	2014	3	16	14678	7.53	164	194826	5252	9426	35.78	64.22
12	22	2014	2	17	14678	7.53	165	194826	5562	9116	37.89	62.11
8	13	2014	4	18	14677	7.53	166	194826	6046	8631	41.19	58.81
9	18	2014	5	16	14677	7.53	167	194826	5233	9444	35.65	64.35
6	26	2014	5	18	14676	7.53	168	194826	5920	8756	40.34	59.66
5	15	2014	5	16	14673	7.53	169	194826	5379	9294	36.66	63.34
8	8	2014	6	18	14669	7.53	170	194826	6441	8228	43.91	56.09
12	23	2014	3	15	14665	7.53	171	194826	6058	8607	41.31	58.69
11	26	2014	4	16	14662	7.53	172	194826	5631	9031	38.41	61.59
7	22	2014	3	18	14655	7.52	173	194826	5699	8956	38.89	61.11
5	20	2014	3	17	14649	7.52	174	194826	5466	9183	37.31	62.69
2	20	2014	5	17	14644	7.52	175	194826	5462	9182	37.30	62.70

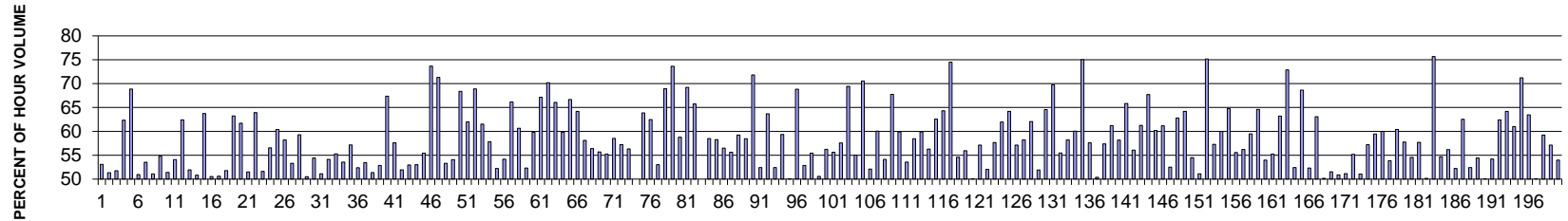
MO	DY	YR	DAY OF WK	HR	HR VOL	PERCENT OF AADT	HOUR NUMBER	AADT	NORTH VOLUME	SOUTH VOLUME	PERCENT NORTH IS OF TOTAL VOLUME	PERCENT SOUTH IS OF TOTAL VOLUME
5	9	2014	6	15	14642	7.52	176	194826	5705	8937	38.96	61.04
7	25	2014	6	18	14642	7.52	177	194826	6329	8313	43.22	56.78
7	30	2014	4	17	14640	7.51	178	194826	6241	8399	42.63	57.37
12	22	2014	2	15	14636	7.51	179	194826	5925	8711	40.48	59.52
6	5	2014	5	16	14634	7.51	180	194826	5419	9215	37.03	62.97
6	10	2014	3	16	14631	7.51	181	194826	5602	9029	38.29	61.71
11	14	2014	6	17	14631	7.51	182	194826	5838	8793	39.90	60.10
11	7	2014	6	18	14630	7.51	183	194826	6098	8532	41.68	58.32
7	25	2014	6	16	14627	7.51	184	194826	6017	8610	41.14	58.86
6	11	2014	4	16	14626	7.51	185	194826	5662	8964	38.71	61.29
9	19	2014	6	18	14626	7.51	186	194826	5771	8855	39.46	60.54
6	20	2014	6	18	14625	7.51	187	194826	6019	8606	41.16	58.84
1	31	2014	6	16	14623	7.51	188	194826	5623	9000	38.45	61.55
6	17	2014	3	18	14622	7.51	189	194826	5589	9033	38.22	61.78
7	7	2014	2	17	14618	7.50	190	194826	5562	9056	38.05	61.95
10	21	2014	3	17	14617	7.50	191	194826	5337	9280	36.51	63.49
2	12	2014	4	17	14610	7.50	192	194826	5323	9287	36.43	63.57
11	10	2014	2	17	14610	7.50	193	194826	5608	9002	38.38	61.62
12	12	2014	6	15	14604	7.50	194	194826	5655	8949	38.72	61.28
5	28	2014	4	17	14603	7.50	195	194826	5732	8871	39.25	60.75
6	10	2014	3	18	14599	7.49	196	194826	6087	8512	41.69	58.31
8	8	2014	6	15	14596	7.49	197	194826	5846	8750	40.05	59.95
8	13	2014	4	15	14592	7.49	198	194826	6020	8572	41.26	58.74
7	8	2014	3	16	14591	7.49	199	194826	5439	9152	37.28	62.72
8	26	2014	3	16	14589	7.49	200	194826	5577	9012	38.23	61.77

**SR 012 MP 185.62 NACHES ADC SITE S818E
K FOR PEAK 200 HOURS OF 2014
Recreational Site**



AADT= 3925 K 30 FACTOR= 21.58 K 100 FACTOR= 17.58 K 200 FACTOR= 15.01 D 100 FACTOR= 56.23

**SR 012 MP 185.62 NACHES ADC SITE S818E
D % IN THE PEAK 200 HOURS OF 2014**



MO	DY	YR	DAY OF WK	HR	HR VOL	PERCENT OF AADT	HOUR NUMBER	AADT	EAST VOLUME	WEST VOLUME	PERCENT EAST IS OF TOTAL VOLUME	PERCENT WEST IS OF TOTAL VOLUME
7	6	2014	1	15	1066	27.16	1	3925	566	500	53.10	46.90
7	20	2014	1	15	1040	26.50	2	3925	534	506	51.35	48.65
7	6	2014	1	14	1016	25.89	3	3925	526	490	51.77	48.23
7	6	2014	1	16	1012	25.78	4	3925	631	381	62.35	37.65
7	6	2014	1	17	1002	25.53	5	3925	690	312	68.86	31.14
7	6	2014	1	13	983	25.04	6	3925	501	482	50.97	49.03
7	27	2014	1	14	977	24.89	7	3925	523	454	53.53	46.47
9	1	2014	2	13	971	24.74	8	3925	496	475	51.08	48.92
9	1	2014	2	14	969	24.69	9	3925	531	438	54.80	45.20
7	20	2014	1	14	965	24.59	10	3925	496	469	51.40	48.60
7	20	2014	1	13	958	24.41	11	3925	440	518	45.93	54.07

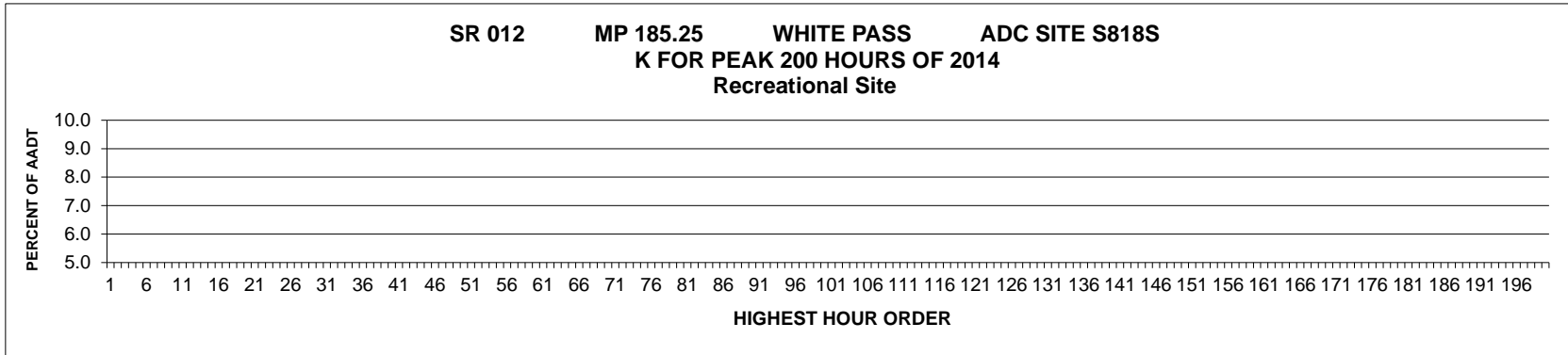
MO	DY	YR	DAY OF WK	HR	HR VOL	PERCENT OF AADT	HOUR NUMBER	AADT	EAST VOLUME	WEST VOLUME	PERCENT EAST IS OF TOTAL VOLUME	PERCENT WEST IS OF TOTAL VOLUME
9	1	2014	2	15	947	24.13	12	3925	591	356	62.41	37.59
7	27	2014	1	15	945	24.08	13	3925	491	454	51.96	48.04
9	1	2014	2	12	940	23.95	14	3925	462	478	49.15	50.85
7	20	2014	1	16	938	23.90	15	3925	598	340	63.75	36.25
7	6	2014	1	12	916	23.34	16	3925	463	453	50.55	49.45
7	27	2014	1	13	897	22.85	17	3925	443	454	49.39	50.61
7	13	2014	1	14	894	22.78	18	3925	431	463	48.21	51.79
9	1	2014	2	16	881	22.45	19	3925	557	324	63.22	36.78
8	31	2014	1	12	872	22.22	20	3925	334	538	38.30	61.70
7	13	2014	1	15	870	22.17	21	3925	448	422	51.49	48.51
7	27	2014	1	16	865	22.04	22	3925	553	312	63.93	36.07
8	3	2014	1	15	864	22.01	23	3925	446	418	51.62	48.38
8	10	2014	1	15	861	21.94	24	3925	487	374	56.56	43.44
8	24	2014	1	14	861	21.94	25	3925	520	341	60.39	39.61
8	31	2014	1	13	859	21.89	26	3925	359	500	41.79	58.21
6	29	2014	1	15	855	21.78	27	3925	399	456	46.67	53.33
7	13	2014	1	16	855	21.78	28	3925	507	348	59.30	40.70
6	29	2014	1	14	847	21.58	29	3925	419	428	49.47	50.53
8	10	2014	1	13	847	21.58	30	3925	461	386	54.43	45.57
8	10	2014	1	14	847	21.58	31	3925	414	433	48.88	51.12
8	31	2014	1	14	846	21.55	32	3925	388	458	45.86	54.14
7	27	2014	1	12	841	21.43	33	3925	376	465	44.71	55.29
7	20	2014	1	12	840	21.40	34	3925	390	450	46.43	53.57
7	19	2014	7	12	838	21.35	35	3925	359	479	42.84	57.16
6	29	2014	1	16	832	21.20	36	3925	396	436	47.60	52.40
8	17	2014	1	14	831	21.17	37	3925	387	444	46.57	53.43
6	22	2014	1	14	827	21.07	38	3925	425	402	51.39	48.61
7	13	2014	1	13	823	20.97	39	3925	388	435	47.14	52.86
8	3	2014	1	17	821	20.92	40	3925	553	268	67.36	32.64
8	17	2014	1	15	816	20.79	41	3925	470	346	57.60	42.40
8	31	2014	1	15	816	20.79	42	3925	424	392	51.96	48.04
8	10	2014	1	12	810	20.64	43	3925	381	429	47.04	52.96
6	22	2014	1	15	809	20.61	44	3925	429	380	53.03	46.97
8	3	2014	1	13	806	20.54	45	3925	359	447	44.54	55.46
8	3	2014	1	18	805	20.51	46	3925	593	212	73.66	26.34
8	30	2014	7	11	802	20.43	47	3925	230	572	28.68	71.32
7	13	2014	1	12	799	20.36	48	3925	373	426	46.68	53.32
8	3	2014	1	14	799	20.36	49	3925	367	432	45.93	54.07
7	20	2014	1	17	797	20.31	50	3925	545	252	68.38	31.62
8	10	2014	1	16	797	20.31	51	3925	494	303	61.98	38.02
7	13	2014	1	17	791	20.15	52	3925	545	246	68.90	31.10

MO	DY	YR	DAY OF WK	HR	HR VOL	PERCENT OF AADT	HOUR NUMBER	AADT	EAST VOLUME	WEST VOLUME	PERCENT EAST IS OF TOTAL VOLUME	PERCENT WEST IS OF TOTAL VOLUME
8	3	2014	1	16	785	20.00	53	3925	483	302	61.53	38.47
8	31	2014	1	16	780	19.87	54	3925	451	329	57.82	42.18
6	22	2014	1	13	779	19.85	55	3925	407	372	52.25	47.75
6	29	2014	1	13	777	19.80	56	3925	356	421	45.82	54.18
9	1	2014	2	17	774	19.72	57	3925	512	262	66.15	33.85
6	29	2014	1	17	773	19.69	58	3925	469	304	60.67	39.33
9	1	2014	2	11	772	19.67	59	3925	368	404	47.67	52.33
8	17	2014	1	16	771	19.64	60	3925	461	310	59.79	40.21
8	29	2014	6	18	770	19.62	61	3925	253	517	32.86	67.14
7	27	2014	1	17	765	19.49	62	3925	537	228	70.20	29.80
8	30	2014	7	12	763	19.44	63	3925	259	504	33.94	66.06
6	22	2014	1	16	757	19.29	64	3925	453	304	59.84	40.16
8	31	2014	1	17	756	19.26	65	3925	504	252	66.67	33.33
8	10	2014	1	17	751	19.13	66	3925	482	269	64.18	35.82
7	19	2014	7	14	750	19.11	67	3925	314	436	41.87	58.13
9	14	2014	1	13	750	19.11	68	3925	423	327	56.40	43.60
8	2	2014	7	12	745	18.98	69	3925	330	415	44.30	55.70
8	17	2014	1	12	744	18.96	70	3925	333	411	44.76	55.24
8	24	2014	1	15	738	18.80	71	3925	432	306	58.54	41.46
7	19	2014	7	13	734	18.70	72	3925	314	420	42.78	57.22
8	30	2014	7	17	733	18.68	73	3925	413	320	56.34	43.66
8	17	2014	1	13	730	18.60	74	3925	365	365	50.00	50.00
8	30	2014	7	13	728	18.55	75	3925	263	465	36.13	63.87
8	31	2014	1	11	725	18.47	76	3925	272	453	37.52	62.48
7	6	2014	1	11	724	18.45	77	3925	340	384	46.96	53.04
7	6	2014	1	18	724	18.45	78	3925	499	225	68.92	31.08
7	20	2014	1	18	724	18.45	79	3925	533	191	73.62	26.38
6	22	2014	1	17	723	18.42	80	3925	425	298	58.78	41.22
7	19	2014	7	11	721	18.37	81	3925	222	499	30.79	69.21
8	17	2014	1	17	718	18.29	82	3925	472	246	65.74	34.26
6	22	2014	1	12	716	18.24	83	3925	358	358	50.00	50.00
7	4	2014	6	12	713	18.17	84	3925	296	417	41.51	58.49
7	5	2014	7	13	712	18.14	85	3925	297	415	41.71	58.29
8	30	2014	7	16	710	18.09	86	3925	401	309	56.48	43.52
8	3	2014	1	12	708	18.04	87	3925	314	394	44.35	55.65
7	5	2014	7	17	704	17.94	88	3925	417	287	59.23	40.77
7	13	2014	1	11	703	17.91	89	3925	292	411	41.54	58.46
9	1	2014	2	18	703	17.91	90	3925	505	198	71.83	28.17
6	29	2014	1	12	702	17.89	91	3925	334	368	47.58	52.42
8	3	2014	1	11	702	17.89	92	3925	255	447	36.32	63.68
8	24	2014	1	13	702	17.89	93	3925	368	334	52.42	47.58


MO	DY	YR	DAY OF WK	HR	HR VOL	PERCENT OF AADT	HOUR NUMBER	AADT	EAST VOLUME	WEST VOLUME	PERCENT EAST IS OF TOTAL VOLUME	PERCENT WEST IS OF TOTAL VOLUME
7	5	2014	7	12	701	17.86	94	3925	285	416	40.66	59.34
7	19	2014	7	15	697	17.76	95	3925	348	349	49.93	50.07
8	29	2014	6	19	696	17.73	96	3925	217	479	31.18	68.82
6	8	2014	1	13	694	17.68	97	3925	367	327	52.88	47.12
6	15	2014	1	17	691	17.61	98	3925	383	308	55.43	44.57
8	30	2014	7	15	690	17.58	99	3925	341	349	49.42	50.58
9	7	2014	1	14	690	17.58	100	3925	388	302	56.23	43.77
9	14	2014	1	14	690	17.58	101	3925	384	306	55.65	44.35
8	30	2014	7	14	688	17.53	102	3925	292	396	42.44	57.56
8	31	2014	1	18	687	17.50	103	3925	477	210	69.43	30.57
9	7	2014	1	13	687	17.50	104	3925	378	309	55.02	44.98
7	27	2014	1	18	686	17.48	105	3925	484	202	70.55	29.45
6	15	2014	1	13	685	17.45	106	3925	357	328	52.12	47.88
9	7	2014	1	15	681	17.35	107	3925	409	272	60.06	39.94
7	20	2014	1	11	676	17.22	108	3925	310	366	45.86	54.14
8	17	2014	1	18	676	17.22	109	3925	458	218	67.75	32.25
8	29	2014	6	16	675	17.20	110	3925	271	404	40.15	59.85
6	15	2014	1	12	674	17.17	111	3925	361	313	53.56	46.44
8	29	2014	6	15	674	17.17	112	3925	280	394	41.54	58.46
7	5	2014	7	14	671	17.10	113	3925	269	402	40.09	59.91
7	19	2014	7	16	668	17.02	114	3925	376	292	56.29	43.71
8	29	2014	6	17	668	17.02	115	3925	250	418	37.43	62.57
8	24	2014	1	16	667	16.99	116	3925	429	238	64.32	35.68
8	30	2014	7	10	666	16.97	117	3925	170	496	25.53	74.47
7	25	2014	6	17	665	16.94	118	3925	302	363	45.41	54.59
8	10	2014	1	11	665	16.94	119	3925	293	372	44.06	55.94
8	24	2014	1	12	663	16.89	120	3925	332	331	50.08	49.92
8	9	2014	7	13	660	16.82	121	3925	283	377	42.88	57.12
6	8	2014	1	15	659	16.79	122	3925	343	316	52.05	47.95
7	12	2014	7	13	659	16.79	123	3925	279	380	42.34	57.66
8	30	2014	7	18	657	16.74	124	3925	407	250	61.95	38.05
9	7	2014	1	16	656	16.71	125	3925	421	235	64.18	35.82
7	25	2014	6	16	653	16.64	126	3925	280	373	42.88	57.12
7	18	2014	6	17	651	16.59	127	3925	272	379	41.78	58.22
7	25	2014	6	15	651	16.59	128	3925	247	404	37.94	62.06
7	26	2014	7	15	651	16.59	129	3925	313	338	48.08	51.92
7	4	2014	6	13	649	16.54	130	3925	230	419	35.44	64.56
7	26	2014	7	11	648	16.51	131	3925	196	452	30.25	69.75
6	15	2014	1	15	647	16.48	132	3925	359	288	55.49	44.51
7	4	2014	6	14	646	16.46	133	3925	270	376	41.80	58.20
9	14	2014	1	12	646	16.46	134	3925	388	258	60.06	39.94

MO	DY	YR	DAY OF WK	HR	HR VOL	PERCENT OF AADT	HOUR NUMBER	AADT	EAST VOLUME	WEST VOLUME	PERCENT EAST IS OF TOTAL VOLUME	PERCENT WEST IS OF TOTAL VOLUME
7	6	2014	1	19	645	16.43	135	3925	484	161	75.04	24.96
6	15	2014	1	16	644	16.41	136	3925	371	273	57.61	42.39
8	2	2014	7	15	643	16.38	137	3925	319	324	49.61	50.39
8	9	2014	7	15	643	16.38	138	3925	274	369	42.61	57.39
8	9	2014	7	12	642	16.36	139	3925	249	393	38.79	61.21
7	26	2014	7	13	641	16.33	140	3925	268	373	41.81	58.19
8	10	2014	1	18	641	16.33	141	3925	422	219	65.83	34.17
7	5	2014	7	16	640	16.31	142	3925	359	281	56.09	43.91
7	12	2014	7	11	640	16.31	143	3925	248	392	38.75	61.25
7	25	2014	6	18	638	16.25	144	3925	206	432	32.29	67.71
7	26	2014	7	17	638	16.25	145	3925	384	254	60.19	39.81
7	12	2014	7	12	636	16.20	146	3925	247	389	38.84	61.16
6	8	2014	1	14	634	16.15	147	3925	301	333	47.48	52.52
7	19	2014	7	17	634	16.15	148	3925	398	236	62.78	37.22
8	2	2014	7	11	634	16.15	149	3925	227	407	35.80	64.20
8	17	2014	1	11	633	16.13	150	3925	288	345	45.50	54.50
6	15	2014	1	14	632	16.10	151	3925	323	309	51.11	48.89
7	13	2014	1	18	632	16.10	152	3925	475	157	75.16	24.84
7	18	2014	6	14	632	16.10	153	3925	270	362	42.72	57.28
7	12	2014	7	14	630	16.05	154	3925	252	378	40.00	60.00
7	26	2014	7	12	630	16.05	155	3925	222	408	35.24	64.76
9	14	2014	1	15	630	16.05	156	3925	350	280	55.56	44.44
9	6	2014	7	16	628	16.00	157	3925	275	353	43.79	56.21
8	2	2014	7	14	627	15.97	158	3925	254	373	40.51	59.49
10	5	2014	1	17	627	15.97	159	3925	405	222	64.59	35.41
7	12	2014	7	16	626	15.95	160	3925	288	338	46.01	53.99
7	26	2014	7	14	626	15.95	161	3925	280	346	44.73	55.27
6	8	2014	1	16	625	15.92	162	3925	395	230	63.20	36.80
7	4	2014	6	11	623	15.87	163	3925	169	454	27.13	72.87
8	2	2014	7	13	622	15.85	164	3925	296	326	47.59	52.41
8	8	2014	6	18	622	15.85	165	3925	195	427	31.35	68.65
9	6	2014	7	15	621	15.82	166	3925	296	325	47.67	52.33
7	18	2014	6	18	620	15.80	167	3925	229	391	36.94	63.06
10	5	2014	1	14	620	15.80	168	3925	309	311	49.84	50.16
7	5	2014	7	15	619	15.77	169	3925	300	319	48.47	51.53
9	7	2014	1	12	617	15.72	170	3925	314	303	50.89	49.11
6	21	2014	7	12	616	15.69	171	3925	315	301	51.14	48.86
10	5	2014	1	15	616	15.69	172	3925	340	276	55.19	44.81
7	26	2014	7	16	615	15.67	173	3925	314	301	51.06	48.94
7	27	2014	1	11	615	15.67	174	3925	263	352	42.76	57.24
10	5	2014	1	16	614	15.64	175	3925	365	249	59.45	40.55

MO	DY	YR	DAY OF WK	HR	HR VOL	PERCENT OF AADT	HOUR NUMBER	AADT	EAST VOLUME	WEST VOLUME	PERCENT EAST IS OF TOTAL VOLUME	PERCENT WEST IS OF TOTAL VOLUME
6	20	2014	6	16	610	15.54	176	3925	244	366	40.00	60.00
6	8	2014	1	12	607	15.46	177	3925	280	327	46.13	53.87
8	8	2014	6	17	606	15.44	178	3925	240	366	39.60	60.40
9	13	2014	7	12	606	15.44	179	3925	256	350	42.24	57.76
8	2	2014	7	16	603	15.36	180	3925	329	274	54.56	45.44
8	16	2014	7	13	603	15.36	181	3925	255	348	42.29	57.71
8	9	2014	7	16	602	15.34	182	3925	302	300	50.17	49.83
7	19	2014	7	10	600	15.29	183	3925	146	454	24.33	75.67
8	9	2014	7	14	600	15.29	184	3925	272	328	45.33	54.67
8	16	2014	7	14	600	15.29	185	3925	263	337	43.83	56.17
9	6	2014	7	14	599	15.26	186	3925	286	313	47.75	52.25
7	18	2014	6	15	598	15.24	187	3925	224	374	37.46	62.54
8	16	2014	7	16	597	15.21	188	3925	313	284	52.43	47.57
9	13	2014	7	13	597	15.21	189	3925	272	325	45.56	54.44
10	5	2014	1	13	597	15.21	190	3925	298	299	49.92	50.08
7	12	2014	7	17	596	15.18	191	3925	323	273	54.19	45.81
8	16	2014	7	12	596	15.18	192	3925	224	372	37.58	62.42
7	11	2014	6	18	595	15.16	193	3925	213	382	35.80	64.20
8	8	2014	6	19	595	15.16	194	3925	232	363	38.99	61.01
8	31	2014	1	19	594	15.13	195	3925	423	171	71.21	28.79
9	12	2014	6	17	594	15.13	196	3925	217	377	36.53	63.47
6	21	2014	7	13	591	15.06	197	3925	295	296	49.92	50.08
7	3	2014	5	15	591	15.06	198	3925	241	350	40.78	59.22
7	18	2014	6	16	590	15.03	199	3925	253	337	42.88	57.12
6	21	2014	7	15	589	15.01	200	3925	318	271	53.99	46.01

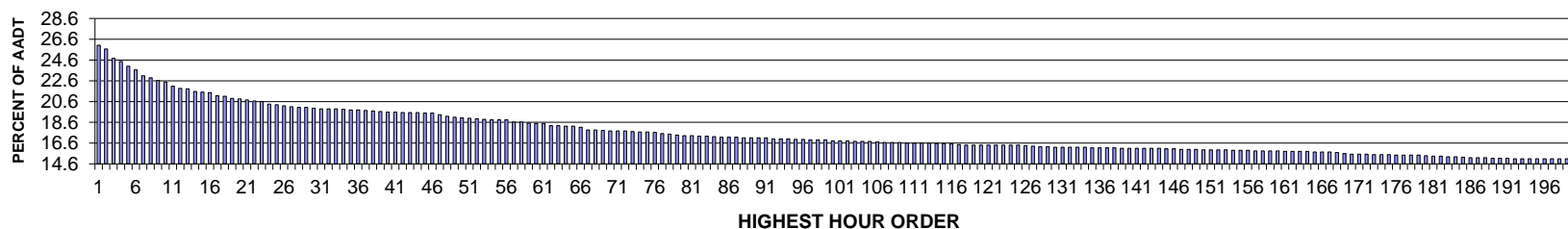


AADT= 0 K 30 FACTOR= 0.00 K 100 FACTOR= 0.00 K 200 FACTOR= 0.00 D 100 FACTOR= 0.00



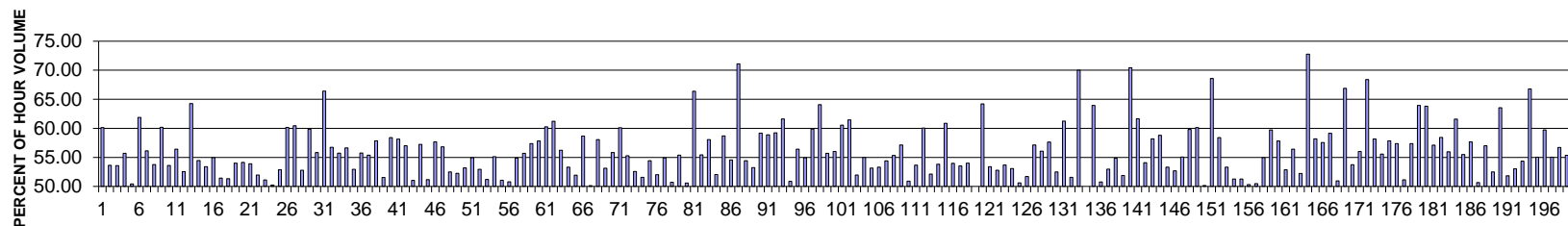
MO	DY	YR	DAY OF WK	HR	HR VOL	PERCENT OF AADT	HOUR NUMBER	AADT	EAST VOLUME	WEST VOLUME	PERCENT EAST IS OF TOTAL VOLUME	PERCENT WEST IS OF TOTAL VOLUME
----	----	----	-----------	----	--------	-----------------	-------------	------	-------------	-------------	---------------------------------	---------------------------------

**SR 410 MP 116.26 CHINOOK PASS ADC SITE S818W
K FOR PEAK 200 HOURS OF 2014
Recreational Site**



AADT= 1975 K 30 FACTOR= 19.95 K 100 FACTOR= 16.81 K 200 FACTOR= 15.04 D 100 FACTOR= 56.02

**SR 410 MP 116.26 CHINOOK PASS ADC SITE S818W
D % IN THE PEAK 200 HOURS OF 2014**



MO	DY	YR	DAY OF WK	HR	HR VOL	PERCENT OF AADT	HOUR NUMBER	AADT	EAST VOLUME	WEST VOLUME	PERCENT EAST IS OF TOTAL VOLUME	PERCENT WEST IS OF TOTAL VOLUME
5	26	2014	2	12	514	26.03	1	1975	309	205	60.12	39.88
7	20	2014	1	15	507	25.67	2	1975	272	235	53.65	46.35
7	6	2014	1	13	489	24.76	3	1975	227	262	46.42	53.58
7	20	2014	1	13	483	24.46	4	1975	214	269	44.31	55.69
7	6	2014	1	15	474	24.00	5	1975	239	235	50.42	49.58
5	26	2014	2	13	467	23.65	6	1975	289	178	61.88	38.12
7	20	2014	1	14	456	23.09	7	1975	200	256	43.86	56.14
7	27	2014	1	14	452	22.89	8	1975	209	243	46.24	53.76
7	6	2014	1	16	447	22.63	9	1975	269	178	60.18	39.82
7	6	2014	1	14	444	22.48	10	1975	206	238	46.40	53.60
5	26	2014	2	14	436	22.08	11	1975	190	246	43.58	56.42

MO	DY	YR	DAY OF WK	HR	HR VOL	PERCENT OF AADT	HOUR NUMBER	AADT	EAST VOLUME	WEST VOLUME	PERCENT EAST IS OF TOTAL VOLUME	PERCENT WEST IS OF TOTAL VOLUME
7	27	2014	1	12	432	21.87	12	1975	205	227	47.45	52.55
7	20	2014	1	16	431	21.82	13	1975	277	154	64.27	35.73
9	1	2014	2	13	426	21.57	14	1975	194	232	45.54	54.46
7	6	2014	1	12	425	21.52	15	1975	198	227	46.59	53.41
8	3	2014	1	13	424	21.47	16	1975	191	233	45.05	54.95
6	22	2014	1	13	418	21.16	17	1975	215	203	51.44	48.56
9	1	2014	2	12	417	21.11	18	1975	203	214	48.68	51.32
9	1	2014	2	14	413	20.91	19	1975	190	223	46.00	54.00
9	1	2014	2	15	412	20.86	20	1975	223	189	54.13	45.87
7	27	2014	1	13	410	20.76	21	1975	221	189	53.90	46.10
8	24	2014	1	14	408	20.66	22	1975	212	196	51.96	48.04
8	10	2014	1	12	407	20.61	23	1975	199	208	48.89	51.11
6	29	2014	1	14	402	20.35	24	1975	200	202	49.75	50.25
8	31	2014	1	15	401	20.30	25	1975	189	212	47.13	52.87
9	1	2014	2	16	399	20.20	26	1975	240	159	60.15	39.85
7	19	2014	7	13	397	20.10	27	1975	157	240	39.55	60.45
7	19	2014	7	14	396	20.05	28	1975	187	209	47.22	52.78
9	14	2014	1	13	396	20.05	29	1975	237	159	59.85	40.15
6	22	2014	1	15	394	19.95	30	1975	220	174	55.84	44.16
7	19	2014	7	12	393	19.90	31	1975	132	261	33.59	66.41
8	17	2014	1	15	393	19.90	32	1975	223	170	56.74	43.26
8	31	2014	1	12	393	19.90	33	1975	174	219	44.27	55.73
8	10	2014	1	14	392	19.85	34	1975	170	222	43.37	56.63
5	25	2014	1	14	391	19.80	35	1975	184	207	47.06	52.94
7	27	2014	1	15	391	19.80	36	1975	218	173	55.75	44.25
8	10	2014	1	15	390	19.75	37	1975	216	174	55.38	44.62
7	6	2014	1	17	389	19.70	38	1975	225	164	57.84	42.16
8	10	2014	1	13	388	19.65	39	1975	200	188	51.55	48.45
7	19	2014	7	16	387	19.59	40	1975	226	161	58.40	41.60
9	6	2014	7	16	387	19.59	41	1975	162	225	41.86	58.14
6	29	2014	1	16	386	19.54	42	1975	166	220	43.01	56.99
7	13	2014	1	14	386	19.54	43	1975	189	197	48.96	51.04
7	20	2014	1	12	386	19.54	44	1975	165	221	42.75	57.25
5	26	2014	2	15	385	19.49	45	1975	197	188	51.17	48.83
7	5	2014	7	12	385	19.49	46	1975	163	222	42.34	57.66
5	26	2014	2	11	382	19.34	47	1975	217	165	56.81	43.19
7	13	2014	1	12	379	19.19	48	1975	199	180	52.51	47.49
7	5	2014	7	17	377	19.09	49	1975	197	180	52.25	47.75
8	31	2014	1	13	376	19.04	50	1975	176	200	46.81	53.19
5	25	2014	1	15	375	18.99	51	1975	206	169	54.93	45.07
5	24	2014	7	15	374	18.94	52	1975	176	198	47.06	52.94

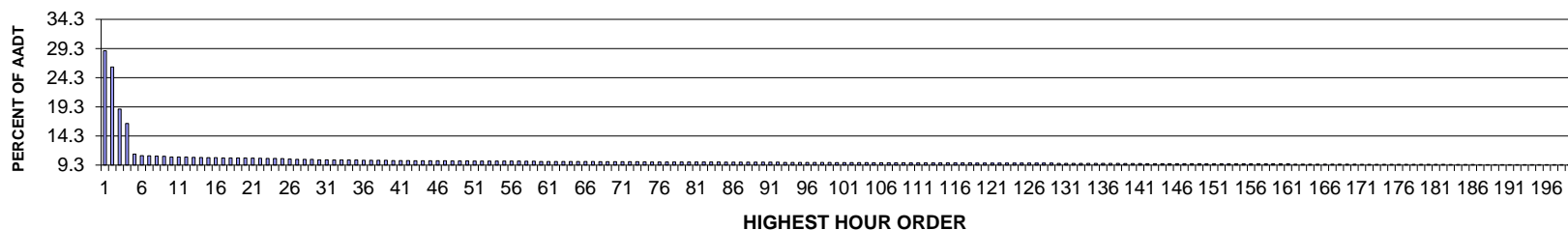
MO	DY	YR	DAY OF WK	HR	HR VOL	PERCENT OF AADT	HOUR NUMBER	AADT	EAST VOLUME	WEST VOLUME	PERCENT EAST IS OF TOTAL VOLUME	PERCENT WEST IS OF TOTAL VOLUME
7	26	2014	7	15	373	18.89	53	1975	191	182	51.21	48.79
5	25	2014	1	13	372	18.84	54	1975	167	205	44.89	55.11
6	22	2014	1	14	372	18.84	55	1975	190	182	51.08	48.92
7	12	2014	7	16	372	18.84	56	1975	183	189	49.19	50.81
6	29	2014	1	13	368	18.63	57	1975	166	202	45.11	54.89
7	13	2014	1	13	368	18.63	58	1975	163	205	44.29	55.71
7	26	2014	7	17	366	18.53	59	1975	210	156	57.38	42.62
7	27	2014	1	16	365	18.48	60	1975	211	154	57.81	42.19
9	14	2014	1	12	365	18.48	61	1975	220	145	60.27	39.73
7	5	2014	7	14	361	18.28	62	1975	140	221	38.78	61.22
8	10	2014	1	16	361	18.28	63	1975	203	158	56.23	43.77
6	29	2014	1	15	360	18.23	64	1975	168	192	46.67	53.33
7	19	2014	7	15	360	18.23	65	1975	187	173	51.94	48.06
8	17	2014	1	16	358	18.13	66	1975	210	148	58.66	41.34
5	26	2014	2	16	353	17.87	67	1975	176	177	49.86	50.14
7	5	2014	7	13	353	17.87	68	1975	148	205	41.93	58.07
8	31	2014	1	14	352	17.82	69	1975	165	187	46.88	53.13
7	13	2014	1	15	351	17.77	70	1975	196	155	55.84	44.16
8	3	2014	1	16	351	17.77	71	1975	211	140	60.11	39.89
8	17	2014	1	14	351	17.77	72	1975	157	194	44.73	55.27
8	3	2014	1	15	350	17.72	73	1975	184	166	52.57	47.43
8	17	2014	1	13	349	17.67	74	1975	169	180	48.42	51.58
9	7	2014	1	14	349	17.67	75	1975	190	159	54.44	45.56
5	24	2014	7	16	348	17.62	76	1975	167	181	47.99	52.01
9	6	2014	7	15	346	17.52	77	1975	156	190	45.09	54.91
6	15	2014	1	13	345	17.47	78	1975	175	170	50.72	49.28
5	25	2014	1	16	343	17.37	79	1975	190	153	55.39	44.61
6	29	2014	1	12	342	17.32	80	1975	169	173	49.42	50.58
7	19	2014	7	11	342	17.32	81	1975	115	227	33.63	66.37
6	22	2014	1	12	341	17.27	82	1975	189	152	55.43	44.57
8	3	2014	1	17	341	17.27	83	1975	198	143	58.06	41.94
8	3	2014	1	12	340	17.22	84	1975	163	177	47.94	52.06
5	24	2014	7	12	339	17.16	85	1975	140	199	41.30	58.70
8	10	2014	1	11	339	17.16	86	1975	154	185	45.43	54.57
8	29	2014	6	18	339	17.16	87	1975	98	241	28.91	71.09
7	4	2014	6	12	338	17.11	88	1975	154	184	45.56	54.44
8	3	2014	1	14	338	17.11	89	1975	158	180	46.75	53.25
8	10	2014	1	17	338	17.11	90	1975	200	138	59.17	40.83
8	30	2014	7	12	338	17.11	91	1975	139	199	41.12	58.88
7	13	2014	1	17	336	17.01	92	1975	199	137	59.23	40.77
7	19	2014	7	17	336	17.01	93	1975	207	129	61.61	38.39

MO	DY	YR	DAY OF WK	HR	HR VOL	PERCENT OF AADT	HOUR NUMBER	AADT	EAST VOLUME	WEST VOLUME	PERCENT EAST IS OF TOTAL VOLUME	PERCENT WEST IS OF TOTAL VOLUME
9	1	2014	2	11	336	17.01	94	1975	171	165	50.89	49.11
7	4	2014	6	14	335	16.96	95	1975	146	189	43.58	56.42
9	7	2014	1	15	335	16.96	96	1975	184	151	54.93	45.07
6	22	2014	1	16	334	16.91	97	1975	200	134	59.88	40.12
7	12	2014	7	14	334	16.91	98	1975	120	214	35.93	64.07
8	30	2014	7	15	334	16.91	99	1975	148	186	44.31	55.69
5	24	2014	7	13	332	16.81	100	1975	146	186	43.98	56.02
7	4	2014	6	13	332	16.81	101	1975	131	201	39.46	60.54
7	26	2014	7	12	332	16.81	102	1975	128	204	38.55	61.45
7	13	2014	1	16	331	16.76	103	1975	159	172	48.04	51.96
9	6	2014	7	14	331	16.76	104	1975	149	182	45.02	54.98
10	5	2014	1	13	331	16.76	105	1975	155	176	46.83	53.17
5	26	2014	2	17	330	16.71	106	1975	154	176	46.67	53.33
7	26	2014	7	13	329	16.66	107	1975	150	179	45.59	54.41
8	16	2014	7	14	329	16.66	108	1975	147	182	44.68	55.32
9	13	2014	7	12	329	16.66	109	1975	141	188	42.86	57.14
5	25	2014	1	12	328	16.61	110	1975	161	167	49.09	50.91
6	21	2014	7	13	328	16.61	111	1975	152	176	46.34	53.66
7	20	2014	1	17	328	16.61	112	1975	197	131	60.06	39.94
7	25	2014	6	16	328	16.61	113	1975	157	171	47.87	52.13
5	24	2014	7	14	327	16.56	114	1975	151	176	46.18	53.82
6	22	2014	1	17	327	16.56	115	1975	199	128	60.86	39.14
7	26	2014	7	14	326	16.51	116	1975	150	176	46.01	53.99
7	5	2014	7	16	325	16.46	117	1975	174	151	53.54	46.46
6	15	2014	1	12	324	16.41	118	1975	175	149	54.01	45.99
7	5	2014	7	15	324	16.41	119	1975	162	162	50.00	50.00
7	12	2014	7	13	324	16.41	120	1975	116	208	35.80	64.20
8	2	2014	7	14	324	16.41	121	1975	151	173	46.60	53.40
8	24	2014	1	12	324	16.41	122	1975	171	153	52.78	47.22
8	24	2014	1	15	324	16.41	123	1975	174	150	53.70	46.30
8	31	2014	1	11	324	16.41	124	1975	152	172	46.91	53.09
8	31	2014	1	16	324	16.41	125	1975	164	160	50.62	49.38
7	26	2014	7	16	323	16.35	126	1975	156	167	48.30	51.70
8	23	2014	7	17	322	16.30	127	1975	138	184	42.86	57.14
8	30	2014	7	13	321	16.25	128	1975	141	180	43.93	56.07
8	31	2014	1	17	321	16.25	129	1975	185	136	57.63	42.37
6	29	2014	1	17	320	16.20	130	1975	168	152	52.50	47.50
7	6	2014	1	18	320	16.20	131	1975	196	124	61.25	38.75
7	13	2014	1	11	320	16.20	132	1975	155	165	48.44	51.56
7	26	2014	7	11	320	16.20	133	1975	96	224	30.00	70.00
8	24	2014	1	13	320	16.20	134	1975	160	160	50.00	50.00

MO	DY	YR	DAY OF WK	HR	HR VOL	PERCENT OF AADT	HOUR NUMBER	AADT	EAST VOLUME	WEST VOLUME	PERCENT EAST IS OF TOTAL VOLUME	PERCENT WEST IS OF TOTAL VOLUME
7	27	2014	1	17	319	16.15	135	1975	204	115	63.95	36.05
8	9	2014	7	16	319	16.15	136	1975	162	157	50.78	49.22
8	30	2014	7	16	319	16.15	137	1975	150	169	47.02	52.98
9	13	2014	7	14	319	16.15	138	1975	144	175	45.14	54.86
6	21	2014	7	16	318	16.10	139	1975	165	153	51.89	48.11
7	20	2014	1	18	318	16.10	140	1975	224	94	70.44	29.56
8	24	2014	1	16	318	16.10	141	1975	196	122	61.64	38.36
8	30	2014	7	17	318	16.10	142	1975	146	172	45.91	54.09
9	7	2014	1	13	318	16.10	143	1975	185	133	58.18	41.82
9	14	2014	1	14	318	16.10	144	1975	187	131	58.81	41.19
6	1	2014	1	13	317	16.05	145	1975	148	169	46.69	53.31
9	7	2014	1	12	317	16.05	146	1975	150	167	47.32	52.68
8	23	2014	7	16	316	16.00	147	1975	142	174	44.94	55.06
8	30	2014	7	11	316	16.00	148	1975	127	189	40.19	59.81
9	7	2014	1	16	316	16.00	149	1975	190	126	60.13	39.87
7	12	2014	7	17	315	15.95	150	1975	158	157	50.16	49.84
7	19	2014	7	18	315	15.95	151	1975	216	99	68.57	31.43
9	13	2014	7	13	315	15.95	152	1975	131	184	41.59	58.41
9	13	2014	7	15	315	15.95	153	1975	147	168	46.67	53.33
6	28	2014	7	16	314	15.90	154	1975	153	161	48.73	51.27
8	2	2014	7	15	314	15.90	155	1975	153	161	48.73	51.27
8	2	2014	7	16	314	15.90	156	1975	158	156	50.32	49.68
6	21	2014	7	15	313	15.85	157	1975	158	155	50.48	49.52
7	18	2014	6	17	313	15.85	158	1975	141	172	45.05	54.95
8	3	2014	1	11	313	15.85	159	1975	126	187	40.26	59.74
8	17	2014	1	12	313	15.85	160	1975	132	181	42.17	57.83
6	8	2014	1	13	312	15.80	161	1975	147	165	47.12	52.88
8	9	2014	7	15	312	15.80	162	1975	136	176	43.59	56.41
9	1	2014	2	17	312	15.80	163	1975	163	149	52.24	47.76
9	12	2014	6	18	312	15.80	164	1975	85	227	27.24	72.76
5	25	2014	1	17	311	15.75	165	1975	181	130	58.20	41.80
6	1	2014	1	15	311	15.75	166	1975	179	132	57.56	42.44
7	20	2014	1	11	311	15.75	167	1975	127	184	40.84	59.16
9	13	2014	7	16	310	15.70	168	1975	158	152	50.97	49.03
5	23	2014	6	17	308	15.59	169	1975	102	206	33.12	66.88
6	8	2014	1	15	307	15.54	170	1975	165	142	53.75	46.25
8	9	2014	7	13	307	15.54	171	1975	135	172	43.97	56.03
9	12	2014	6	17	307	15.54	172	1975	97	210	31.60	68.40
6	14	2014	7	16	306	15.49	173	1975	128	178	41.83	58.17
7	6	2014	1	11	306	15.49	174	1975	136	170	44.44	55.56
8	23	2014	7	18	306	15.49	175	1975	129	177	42.16	57.84

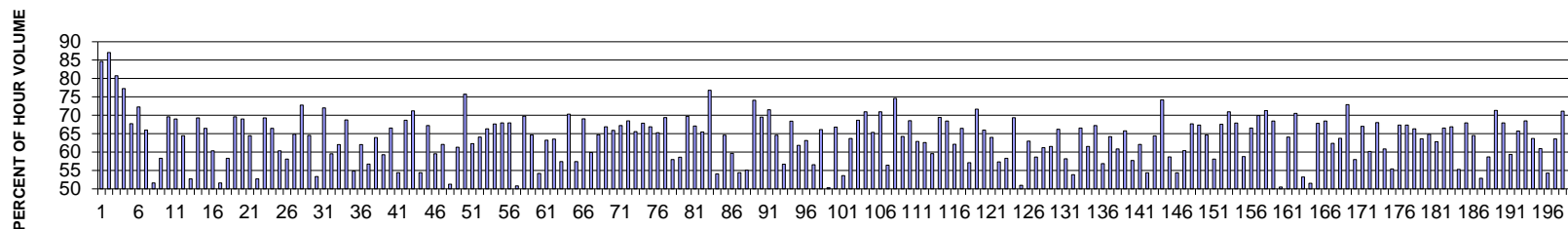
MO	DY	YR	DAY OF WK	HR	HR VOL	PERCENT OF AADT	HOUR NUMBER	AADT	EAST VOLUME	WEST VOLUME	PERCENT EAST IS OF TOTAL VOLUME	PERCENT WEST IS OF TOTAL VOLUME
7	12	2014	7	12	305	15.44	176	1975	130	175	42.62	57.38
8	9	2014	7	17	305	15.44	177	1975	149	156	48.85	51.15
9	6	2014	7	13	305	15.44	178	1975	130	175	42.62	57.38
9	12	2014	6	16	305	15.44	179	1975	110	195	36.07	63.93
8	17	2014	1	18	304	15.39	180	1975	194	110	63.82	36.18
7	12	2014	7	11	303	15.34	181	1975	130	173	42.90	57.10
8	2	2014	7	12	303	15.34	182	1975	126	177	41.58	58.42
6	21	2014	7	14	302	15.29	183	1975	133	169	44.04	55.96
7	11	2014	6	17	302	15.29	184	1975	116	186	38.41	61.59
10	5	2014	1	16	301	15.24	185	1975	167	134	55.48	44.52
6	15	2014	1	17	300	15.19	186	1975	173	127	57.67	42.33
8	16	2014	7	16	300	15.19	187	1975	148	152	49.33	50.67
8	17	2014	1	17	300	15.19	188	1975	171	129	57.00	43.00
6	14	2014	7	13	299	15.14	189	1975	142	157	47.49	52.51
6	20	2014	6	16	299	15.14	190	1975	109	190	36.45	63.55
9	14	2014	1	11	299	15.14	191	1975	155	144	51.84	48.16
5	24	2014	7	17	298	15.09	192	1975	158	140	53.02	46.98
6	1	2014	1	14	298	15.09	193	1975	136	162	45.64	54.36
7	11	2014	6	18	298	15.09	194	1975	99	199	33.22	66.78
7	25	2014	6	17	298	15.09	195	1975	134	164	44.97	55.03
8	17	2014	1	11	298	15.09	196	1975	120	178	40.27	59.73
8	30	2014	7	14	298	15.09	197	1975	134	164	44.97	55.03
9	14	2014	1	16	298	15.09	198	1975	169	129	56.71	43.29
10	5	2014	1	14	298	15.09	199	1975	133	165	44.63	55.37
6	8	2014	1	14	297	15.04	200	1975	128	169	43.10	56.90

**SR 411 MP 7.97 LEXINGTON ADC SITE S819
K FOR PEAK 200 HOURS OF 2014**



AADT= 3102 K 30 FACTOR= 10.22 K 100 FACTOR= 9.74 K 200 FACTOR= 9.35 D 30 FACTOR= 53.37

**SR 411 MP 7.97 LEXINGTON ADC SITE S819
D % IN THE PEAK 200 HOURS OF 2014**



MO	DY	YR	DAY OF WK	HR	HR VOL	PERCENT OF AADT	HOUR NUMBER	AADT	NORTH VOLUME	SOUTH VOLUME	PERCENT NORTH IS OF TOTAL VOLUME	PERCENT SOUTH IS OF TOTAL VOLUME
6	22	2014	1	13	897	28.92	1	3102	759	138	84.62	15.38
6	22	2014	1	12	811	26.14	2	3102	706	105	87.05	12.95
6	22	2014	1	14	587	18.92	3	3102	474	113	80.75	19.25
6	22	2014	1	11	510	16.44	4	3102	394	116	77.25	22.75
9	25	2014	5	18	347	11.19	5	3102	235	112	67.72	32.28
9	11	2014	5	18	339	10.93	6	3102	245	94	72.27	27.73
5	2	2014	6	17	338	10.90	7	3102	223	115	65.98	34.02
6	7	2014	7	16	337	10.86	8	3102	174	163	51.63	48.37
7	25	2014	6	17	336	10.83	9	3102	196	140	58.33	41.67
6	4	2014	4	18	332	10.70	10	3102	231	101	69.58	30.42
9	17	2014	4	18	332	10.70	11	3102	229	103	68.98	31.02

MO	DY	YR	DAY OF WK	HR	HR VOL	PERCENT OF AADT	HOUR NUMBER	AADT	NORTH VOLUME	SOUTH VOLUME	PERCENT NORTH IS OF TOTAL VOLUME	PERCENT SOUTH IS OF TOTAL VOLUME
10	3	2014	6	17	332	10.70	12	3102	214	118	64.46	35.54
10	4	2014	7	12	330	10.64	13	3102	156	174	47.27	52.73
9	8	2014	2	18	329	10.61	14	3102	228	101	69.30	30.70
6	6	2014	6	18	328	10.57	15	3102	218	110	66.46	33.54
7	18	2014	6	17	328	10.57	16	3102	198	130	60.37	39.63
5	20	2014	3	16	327	10.54	17	3102	190	137	58.10	41.90
9	19	2014	6	17	327	10.54	18	3102	212	115	64.83	35.17
9	24	2014	4	18	327	10.54	19	3102	238	89	72.78	27.22
10	9	2014	5	17	327	10.54	20	3102	211	116	64.53	35.47
9	20	2014	7	13	326	10.51	21	3102	152	174	46.63	53.37
6	5	2014	5	18	325	10.48	22	3102	234	91	72.00	28.00
5	2	2014	6	18	324	10.44	23	3102	193	131	59.57	40.43
6	3	2014	3	17	324	10.44	24	3102	201	123	62.04	37.96
9	10	2014	4	18	323	10.41	25	3102	222	101	68.73	31.27
7	18	2014	6	16	321	10.35	26	3102	176	145	54.83	45.17
7	23	2014	4	12	319	10.28	27	3102	198	121	62.07	37.93
7	25	2014	6	16	319	10.28	28	3102	181	138	56.74	43.26
9	11	2014	5	17	319	10.28	29	3102	204	115	63.95	36.05
5	7	2014	4	17	317	10.22	30	3102	188	129	59.31	40.69
5	30	2014	6	17	317	10.22	31	3102	211	106	66.56	33.44
6	7	2014	7	13	316	10.19	32	3102	144	172	45.57	54.43
6	22	2014	1	15	316	10.19	33	3102	217	99	68.67	31.33
7	8	2014	3	18	316	10.19	34	3102	225	91	71.20	28.80
8	2	2014	7	15	316	10.19	35	3102	172	144	54.43	45.57
6	10	2014	3	18	314	10.12	36	3102	211	103	67.20	32.80
6	11	2014	4	17	314	10.12	37	3102	187	127	59.55	40.45
9	5	2014	6	17	314	10.12	38	3102	195	119	62.10	37.90
10	4	2014	7	13	314	10.12	39	3102	153	161	48.73	51.27
5	1	2014	5	16	313	10.09	40	3102	192	121	61.34	38.66
8	4	2014	2	18	313	10.09	41	3102	237	76	75.72	24.28
10	3	2014	6	18	313	10.09	42	3102	195	118	62.30	37.70
7	3	2014	5	17	312	10.06	43	3102	200	112	64.10	35.90
8	18	2014	2	17	312	10.06	44	3102	207	105	66.35	33.65
9	2	2014	3	17	312	10.06	45	3102	211	101	67.63	32.37
9	9	2014	3	18	312	10.06	46	3102	212	100	67.95	32.05
10	28	2014	3	17	312	10.06	47	3102	212	100	67.95	32.05
7	19	2014	7	14	311	10.03	48	3102	158	153	50.80	49.20
9	12	2014	6	18	311	10.03	49	3102	217	94	69.77	30.23
10	1	2014	4	17	311	10.03	50	3102	201	110	64.63	35.37
3	26	2014	4	18	310	9.99	51	3102	142	168	45.81	54.19
8	29	2014	6	16	310	9.99	52	3102	196	114	63.23	36.77

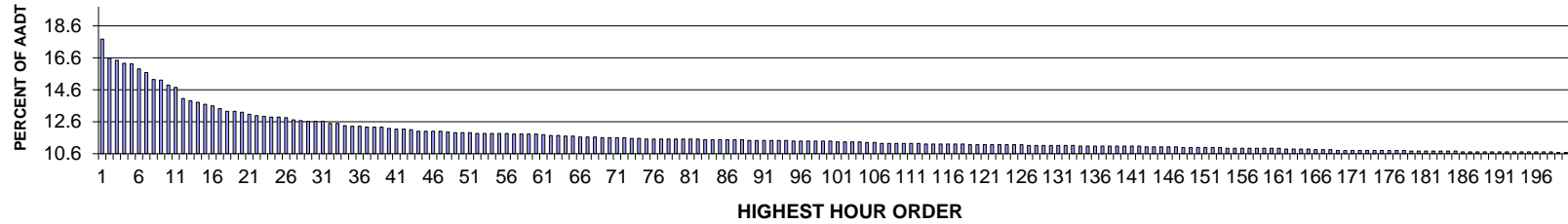
MO	DY	YR	DAY OF WK	HR	HR VOL	PERCENT OF AADT	HOUR NUMBER	AADT	NORTH VOLUME	SOUTH VOLUME	PERCENT NORTH IS OF TOTAL VOLUME	PERCENT SOUTH IS OF TOTAL VOLUME
8	29	2014	6	18	310	9.99	53	3102	197	113	63.55	36.45
9	6	2014	7	13	310	9.99	54	3102	132	178	42.58	57.42
9	16	2014	3	18	310	9.99	55	3102	218	92	70.32	29.68
9	26	2014	6	16	310	9.99	56	3102	178	132	57.42	42.58
10	16	2014	5	18	310	9.99	57	3102	214	96	69.03	30.97
5	22	2014	5	16	309	9.96	58	3102	185	124	59.87	40.13
12	22	2014	2	17	309	9.96	59	3102	200	109	64.72	35.28
5	12	2014	2	17	308	9.93	60	3102	206	102	66.88	33.12
5	16	2014	6	18	308	9.93	61	3102	203	105	65.91	34.09
5	27	2014	3	18	308	9.93	62	3102	207	101	67.21	32.79
7	24	2014	5	18	308	9.93	63	3102	211	97	68.51	31.49
8	26	2014	3	17	308	9.93	64	3102	202	106	65.58	34.42
9	22	2014	2	18	308	9.93	65	3102	209	99	67.86	32.14
10	17	2014	6	18	308	9.93	66	3102	206	102	66.88	33.12
11	14	2014	6	17	308	9.93	67	3102	201	107	65.26	34.74
7	30	2014	4	18	307	9.90	68	3102	213	94	69.38	30.62
8	1	2014	6	15	307	9.90	69	3102	178	129	57.98	42.02
8	1	2014	6	16	307	9.90	70	3102	180	127	58.63	41.37
8	26	2014	3	18	307	9.90	71	3102	214	93	69.71	30.29
10	9	2014	5	18	307	9.90	72	3102	206	101	67.10	32.90
12	30	2014	3	17	307	9.90	73	3102	201	106	65.47	34.53
10	8	2014	4	18	306	9.86	74	3102	235	71	76.80	23.20
6	4	2014	4	16	305	9.83	75	3102	165	140	54.10	45.90
7	21	2014	2	17	305	9.83	76	3102	197	108	64.59	35.41
9	19	2014	6	16	305	9.83	77	3102	182	123	59.67	40.33
9	20	2014	7	15	305	9.83	78	3102	166	139	54.43	45.57
9	20	2014	7	16	305	9.83	79	3102	168	137	55.08	44.92
9	29	2014	2	18	305	9.83	80	3102	226	79	74.10	25.90
10	1	2014	4	18	305	9.83	81	3102	212	93	69.51	30.49
10	2	2014	5	18	305	9.83	82	3102	218	87	71.48	28.52
10	24	2014	6	17	305	9.83	83	3102	197	108	64.59	35.41
12	12	2014	6	17	305	9.83	84	3102	173	132	56.72	43.28
4	21	2014	2	17	304	9.80	85	3102	208	96	68.42	31.58
5	16	2014	6	17	304	9.80	86	3102	188	116	61.84	38.16
6	6	2014	6	17	304	9.80	87	3102	192	112	63.16	36.84
7	2	2014	4	17	304	9.80	88	3102	172	132	56.58	43.42
7	15	2014	3	18	304	9.80	89	3102	201	103	66.12	33.88
7	26	2014	7	13	304	9.80	90	3102	153	151	50.33	49.67
8	7	2014	5	18	304	9.80	91	3102	203	101	66.78	33.22
9	27	2014	7	13	304	9.80	92	3102	141	163	46.38	53.62
1	24	2014	6	17	303	9.77	93	3102	193	110	63.70	36.30

MO	DY	YR	DAY OF WK	HR	HR VOL	PERCENT OF AADT	HOUR NUMBER	AADT	NORTH VOLUME	SOUTH VOLUME	PERCENT NORTH IS OF TOTAL VOLUME	PERCENT SOUTH IS OF TOTAL VOLUME
4	14	2014	2	18	303	9.77	94	3102	208	95	68.65	31.35
4	30	2014	4	18	303	9.77	95	3102	215	88	70.96	29.04
5	1	2014	5	17	303	9.77	96	3102	198	105	65.35	34.65
7	17	2014	5	18	303	9.77	97	3102	215	88	70.96	29.04
8	29	2014	6	15	303	9.77	98	3102	171	132	56.44	43.56
10	13	2014	2	18	303	9.77	99	3102	226	77	74.59	25.41
2	28	2014	6	17	302	9.74	100	3102	194	108	64.24	35.76
5	1	2014	5	18	302	9.74	101	3102	207	95	68.54	31.46
8	1	2014	6	17	302	9.74	102	3102	190	112	62.91	37.09
8	1	2014	6	18	302	9.74	103	3102	189	113	62.58	37.42
10	10	2014	6	17	302	9.74	104	3102	180	122	59.60	40.40
6	10	2014	3	17	301	9.70	105	3102	209	92	69.44	30.56
6	25	2014	4	17	301	9.70	106	3102	206	95	68.44	31.56
7	17	2014	5	16	301	9.70	107	3102	187	114	62.13	37.87
9	22	2014	2	17	301	9.70	108	3102	200	101	66.45	33.55
10	3	2014	6	16	301	9.70	109	3102	172	129	57.14	42.86
5	6	2014	3	18	300	9.67	110	3102	215	85	71.67	28.33
6	9	2014	2	17	300	9.67	111	3102	198	102	66.00	34.00
6	13	2014	6	17	300	9.67	112	3102	192	108	64.00	36.00
8	8	2014	6	16	300	9.67	113	3102	172	128	57.33	42.67
8	18	2014	2	16	300	9.67	114	3102	175	125	58.33	41.67
8	18	2014	2	18	300	9.67	115	3102	208	92	69.33	30.67
9	6	2014	7	14	300	9.67	116	3102	153	147	51.00	49.00
10	8	2014	4	17	300	9.67	117	3102	189	111	63.00	37.00
10	10	2014	6	16	300	9.67	118	3102	176	124	58.67	41.33
4	15	2014	3	18	299	9.64	119	3102	183	116	61.20	38.80
4	18	2014	6	17	299	9.64	120	3102	184	115	61.54	38.46
6	5	2014	5	17	299	9.64	121	3102	198	101	66.22	33.78
6	18	2014	4	17	299	9.64	122	3102	174	125	58.19	41.81
6	21	2014	7	16	299	9.64	123	3102	161	138	53.85	46.15
7	1	2014	3	17	299	9.64	124	3102	199	100	66.56	33.44
7	18	2014	6	18	299	9.64	125	3102	184	115	61.54	38.46
8	27	2014	4	17	299	9.64	126	3102	201	98	67.22	32.78
9	24	2014	4	16	299	9.64	127	3102	170	129	56.86	43.14
10	29	2014	4	16	299	9.64	128	3102	192	107	64.21	35.79
12	19	2014	6	16	299	9.64	129	3102	182	117	60.87	39.13
4	10	2014	5	17	298	9.61	130	3102	196	102	65.77	34.23
4	18	2014	6	16	298	9.61	131	3102	172	126	57.72	42.28
5	7	2014	4	18	298	9.61	132	3102	185	113	62.08	37.92
6	5	2014	5	16	298	9.61	133	3102	162	136	54.36	45.64
7	10	2014	5	17	298	9.61	134	3102	192	106	64.43	35.57

MO	DY	YR	DAY OF WK	HR	HR VOL	PERCENT OF AADT	HOUR NUMBER	AADT	NORTH VOLUME	SOUTH VOLUME	PERCENT NORTH IS OF TOTAL VOLUME	PERCENT SOUTH IS OF TOTAL VOLUME
10	15	2014	4	18	298	9.61	135	3102	221	77	74.16	25.84
10	17	2014	6	16	298	9.61	136	3102	175	123	58.72	41.28
10	31	2014	6	15	298	9.61	137	3102	162	136	54.36	45.64
11	26	2014	4	17	298	9.61	138	3102	180	118	60.40	39.60
7	10	2014	5	18	297	9.57	139	3102	201	96	67.68	32.32
8	6	2014	4	18	297	9.57	140	3102	200	97	67.34	32.66
8	8	2014	6	18	297	9.57	141	3102	192	105	64.65	35.35
5	16	2014	6	16	296	9.54	142	3102	172	124	58.11	41.89
5	20	2014	3	18	296	9.54	143	3102	200	96	67.57	32.43
5	21	2014	4	18	296	9.54	144	3102	210	86	70.95	29.05
5	22	2014	5	18	296	9.54	145	3102	201	95	67.91	32.09
5	30	2014	6	18	296	9.54	146	3102	174	122	58.78	41.22
7	11	2014	6	17	296	9.54	147	3102	197	99	66.55	33.45
9	19	2014	6	18	296	9.54	148	3102	207	89	69.93	30.07
11	4	2014	3	18	296	9.54	149	3102	211	85	71.28	28.72
6	4	2014	4	17	295	9.51	150	3102	202	93	68.47	31.53
6	7	2014	7	14	295	9.51	151	3102	146	149	49.49	50.51
6	12	2014	5	17	295	9.51	152	3102	189	106	64.07	35.93
7	7	2014	2	18	295	9.51	153	3102	208	87	70.51	29.49
7	18	2014	6	14	295	9.51	154	3102	157	138	53.22	46.78
8	15	2014	6	14	295	9.51	155	3102	152	143	51.53	48.47
8	19	2014	3	18	295	9.51	156	3102	200	95	67.80	32.20
8	21	2014	5	18	295	9.51	157	3102	202	93	68.47	31.53
8	29	2014	6	17	295	9.51	158	3102	184	111	62.37	37.63
9	15	2014	2	17	295	9.51	159	3102	188	107	63.73	36.27
9	15	2014	2	18	295	9.51	160	3102	215	80	72.88	27.12
10	4	2014	7	16	295	9.51	161	3102	171	124	57.97	42.03
4	29	2014	3	18	294	9.48	162	3102	197	97	67.01	32.99
6	20	2014	6	17	294	9.48	163	3102	177	117	60.20	39.80
7	16	2014	4	18	294	9.48	164	3102	200	94	68.03	31.97
8	5	2014	3	16	294	9.48	165	3102	179	115	60.88	39.12
8	22	2014	6	17	294	9.48	166	3102	163	131	55.44	44.56
9	8	2014	2	17	294	9.48	167	3102	198	96	67.35	32.65
9	26	2014	6	18	294	9.48	168	3102	198	96	67.35	32.65
10	20	2014	2	17	294	9.48	169	3102	195	99	66.33	33.67
12	12	2014	6	18	294	9.48	170	3102	187	107	63.61	36.39
3	14	2014	6	17	293	9.45	171	3102	190	103	64.85	35.15
4	25	2014	6	17	293	9.45	172	3102	184	109	62.80	37.20
6	2	2014	2	18	293	9.45	173	3102	195	98	66.55	33.45
6	19	2014	5	18	293	9.45	174	3102	196	97	66.89	33.11
7	19	2014	7	18	293	9.45	175	3102	162	131	55.29	44.71

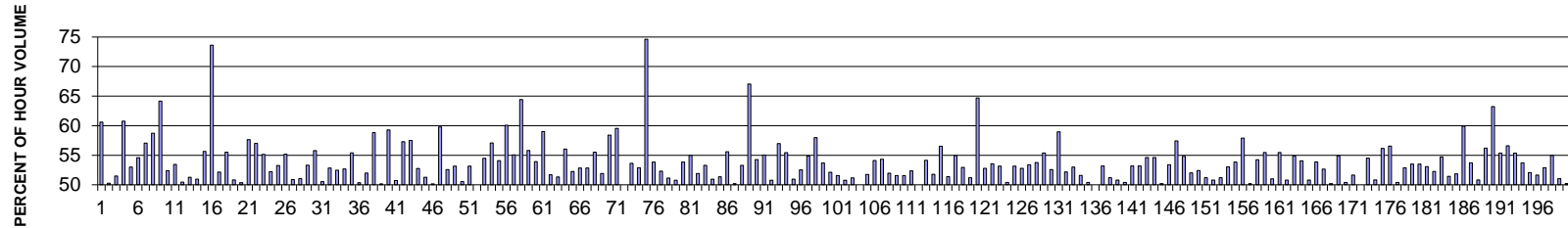
MO	DY	YR	DAY OF WK	HR	HR VOL	PERCENT OF AADT	HOUR NUMBER	AADT	NORTH VOLUME	SOUTH VOLUME	PERCENT NORTH IS OF TOTAL VOLUME	PERCENT SOUTH IS OF TOTAL VOLUME
9	18	2014	5	18	293	9.45	176	3102	199	94	67.92	32.08
10	2	2014	5	17	293	9.45	177	3102	189	104	64.51	35.49
10	4	2014	7	14	293	9.45	178	3102	155	138	52.90	47.10
10	13	2014	2	16	293	9.45	179	3102	172	121	58.70	41.30
10	23	2014	5	18	293	9.45	180	3102	209	84	71.33	28.67
11	4	2014	3	17	293	9.45	181	3102	199	94	67.92	32.08
11	10	2014	2	16	293	9.45	182	3102	174	119	59.39	40.61
7	2	2014	4	18	292	9.41	183	3102	192	100	65.75	34.25
7	8	2014	3	17	292	9.41	184	3102	200	92	68.49	31.51
8	8	2014	6	17	292	9.41	185	3102	186	106	63.70	36.30
8	27	2014	4	16	292	9.41	186	3102	178	114	60.96	39.04
4	11	2014	6	16	291	9.38	187	3102	158	133	54.30	45.70
4	30	2014	4	17	291	9.38	188	3102	185	106	63.57	36.43
5	13	2014	3	18	291	9.38	189	3102	207	84	71.13	28.87
5	14	2014	4	18	291	9.38	190	3102	194	97	66.67	33.33
5	29	2014	5	18	291	9.38	191	3102	195	96	67.01	32.99
6	11	2014	4	16	291	9.38	192	3102	176	115	60.48	39.52
6	14	2014	7	14	291	9.38	193	3102	159	132	54.64	45.36
7	3	2014	5	15	291	9.38	194	3102	160	131	54.98	45.02
7	15	2014	3	17	291	9.38	195	3102	169	122	58.08	41.92
7	22	2014	3	17	291	9.38	196	3102	185	106	63.57	36.43
8	20	2014	4	18	291	9.38	197	3102	204	87	70.10	29.90
10	4	2014	7	11	291	9.38	198	3102	110	181	37.80	62.20
5	5	2014	2	18	290	9.35	199	3102	208	82	71.72	28.28
5	11	2014	1	13	290	9.35	200	3102	160	130	55.17	44.83

**SR 020 MP 304.60 REPUBLIC ADC SITE S820
K FOR PEAK 200 HOURS OF 2014**



AADT= 2257 K 30 FACTOR= 12.63 K 100 FACTOR= 11.39 K 200 FACTOR= 10.68 D 30 FACTOR= 55.79

**SR 020 MP 304.60 REPUBLIC ADC SITE S820
D % IN THE PEAK 200 HOURS OF 2014**



MO	DY	YR	DAY OF WK	HR	HR VOL	PERCENT OF AADT	HOUR NUMBER	AADT	EAST VOLUME	WEST VOLUME	PERCENT EAST IS OF TOTAL VOLUME	PERCENT WEST IS OF TOTAL VOLUME
8	30	2014	7	13	401	17.77	1	2257	243	158	60.60	39.40
8	29	2014	6	13	374	16.57	2	2257	188	186	50.27	49.73
8	29	2014	6	14	371	16.44	3	2257	191	180	51.48	48.52
8	30	2014	7	12	367	16.26	4	2257	223	144	60.76	39.24
8	29	2014	6	15	366	16.22	5	2257	194	172	53.01	46.99
8	30	2014	7	14	359	15.91	6	2257	196	163	54.60	45.40
8	29	2014	6	12	354	15.68	7	2257	202	152	57.06	42.94
8	29	2014	6	18	344	15.24	8	2257	202	142	58.72	41.28
8	30	2014	7	18	343	15.20	9	2257	123	220	35.86	64.14
8	29	2014	6	16	336	14.89	10	2257	176	160	52.38	47.62
8	29	2014	6	17	333	14.75	11	2257	178	155	53.45	46.55

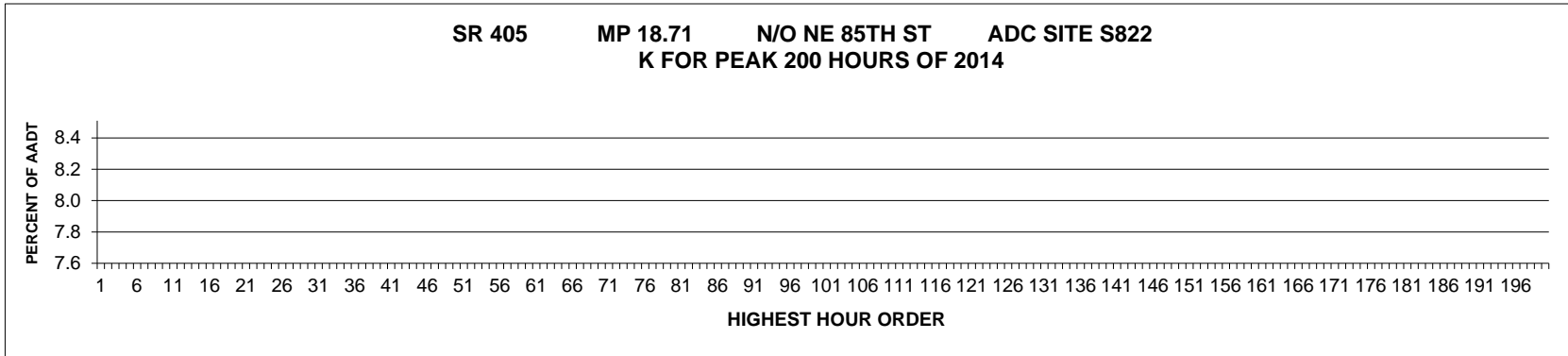
MO	DY	YR	DAY OF WK	HR	HR VOL	PERCENT OF AADT	HOUR NUMBER	AADT	EAST VOLUME	WEST VOLUME	PERCENT EAST IS OF TOTAL VOLUME	PERCENT WEST IS OF TOTAL VOLUME
8	29	2014	6	11	317	14.05	12	2257	157	160	49.53	50.47
8	27	2014	4	17	314	13.91	13	2257	161	153	51.27	48.73
8	30	2014	7	11	312	13.82	14	2257	153	159	49.04	50.96
8	27	2014	4	13	309	13.69	15	2257	172	137	55.66	44.34
8	31	2014	1	18	307	13.60	16	2257	81	226	26.38	73.62
8	31	2014	1	12	303	13.42	17	2257	158	145	52.15	47.85
7	12	2014	7	11	299	13.25	18	2257	166	133	55.52	44.48
10	10	2014	6	15	299	13.25	19	2257	152	147	50.84	49.16
8	1	2014	6	14	298	13.20	20	2257	150	148	50.34	49.66
10	10	2014	6	17	295	13.07	21	2257	170	125	57.63	42.37
8	30	2014	7	17	293	12.98	22	2257	126	167	43.00	57.00
8	30	2014	7	15	292	12.94	23	2257	161	131	55.14	44.86
8	27	2014	4	12	291	12.89	24	2257	139	152	47.77	52.23
8	28	2014	5	13	291	12.89	25	2257	155	136	53.26	46.74
7	11	2014	6	15	290	12.85	26	2257	160	130	55.17	44.83
8	28	2014	5	14	287	12.72	27	2257	146	141	50.87	49.13
8	27	2014	4	14	286	12.67	28	2257	146	140	51.05	48.95
8	1	2014	6	13	285	12.63	29	2257	133	152	46.67	53.33
8	28	2014	5	17	285	12.63	30	2257	159	126	55.79	44.21
8	31	2014	1	14	285	12.63	31	2257	141	144	49.47	50.53
8	26	2014	3	14	282	12.49	32	2257	149	133	52.84	47.16
8	27	2014	4	11	282	12.49	33	2257	148	134	52.48	47.52
7	12	2014	7	12	279	12.36	34	2257	147	132	52.69	47.31
7	12	2014	7	13	278	12.32	35	2257	154	124	55.40	44.60
8	4	2014	2	12	278	12.32	36	2257	140	138	50.36	49.64
8	27	2014	4	16	277	12.27	37	2257	133	144	48.01	51.99
8	31	2014	1	13	277	12.27	38	2257	163	114	58.84	41.16
10	3	2014	6	13	277	12.27	39	2257	138	139	49.82	50.18
7	11	2014	6	13	275	12.18	40	2257	163	112	59.27	40.73
7	11	2014	6	17	274	12.14	41	2257	139	135	50.73	49.27
10	10	2014	6	16	274	12.14	42	2257	157	117	57.30	42.70
7	3	2014	5	17	273	12.10	43	2257	157	116	57.51	42.49
8	26	2014	3	13	271	12.01	44	2257	143	128	52.77	47.23
8	26	2014	3	17	271	12.01	45	2257	139	132	51.29	48.71
8	29	2014	6	10	271	12.01	46	2257	135	136	49.82	50.18
10	9	2014	5	18	271	12.01	47	2257	162	109	59.78	40.22
7	14	2014	2	14	270	11.96	48	2257	142	128	52.59	47.41
8	27	2014	4	15	269	11.92	49	2257	143	126	53.16	46.84
8	30	2014	7	16	269	11.92	50	2257	136	133	50.56	49.44
8	30	2014	7	19	269	11.92	51	2257	126	143	46.84	53.16
7	9	2014	4	17	268	11.87	52	2257	134	134	50.00	50.00

MO	DY	YR	DAY OF WK	HR	HR VOL	PERCENT OF AADT	HOUR NUMBER	AADT	EAST VOLUME	WEST VOLUME	PERCENT EAST IS OF TOTAL VOLUME	PERCENT WEST IS OF TOTAL VOLUME
7	14	2014	2	13	268	11.87	53	2257	146	122	54.48	45.52
7	18	2014	6	13	268	11.87	54	2257	153	115	57.09	42.91
8	22	2014	6	17	268	11.87	55	2257	145	123	54.10	45.90
10	10	2014	6	14	268	11.87	56	2257	161	107	60.07	39.93
7	24	2014	5	14	267	11.83	57	2257	120	147	44.94	55.06
8	31	2014	1	17	267	11.83	58	2257	95	172	35.58	64.42
9	11	2014	5	13	267	11.83	59	2257	149	118	55.81	44.19
10	17	2014	6	17	267	11.83	60	2257	144	123	53.93	46.07
7	24	2014	5	17	266	11.79	61	2257	157	109	59.02	40.98
6	20	2014	6	13	265	11.74	62	2257	128	137	48.30	51.70
8	28	2014	5	15	265	11.74	63	2257	136	129	51.32	48.68
5	23	2014	6	16	264	11.70	64	2257	148	116	56.06	43.94
7	24	2014	5	12	264	11.70	65	2257	126	138	47.73	52.27
7	14	2014	2	12	263	11.65	66	2257	124	139	47.15	52.85
7	18	2014	6	17	263	11.65	67	2257	139	124	52.85	47.15
8	25	2014	2	15	263	11.65	68	2257	146	117	55.51	44.49
7	31	2014	5	17	262	11.61	69	2257	136	126	51.91	48.09
8	7	2014	5	13	262	11.61	70	2257	153	109	58.40	41.60
8	9	2014	7	14	262	11.61	71	2257	106	156	40.46	59.54
9	2	2014	3	14	262	11.61	72	2257	131	131	50.00	50.00
7	2	2014	4	16	261	11.56	73	2257	140	121	53.64	46.36
8	21	2014	5	13	261	11.56	74	2257	138	123	52.87	47.13
6	14	2014	7	12	260	11.52	75	2257	66	194	25.38	74.62
6	27	2014	6	16	260	11.52	76	2257	140	120	53.85	46.15
7	18	2014	6	12	260	11.52	77	2257	124	136	47.69	52.31
7	21	2014	2	12	260	11.52	78	2257	127	133	48.85	51.15
8	20	2014	4	17	260	11.52	79	2257	132	128	50.77	49.23
8	23	2014	7	14	260	11.52	80	2257	120	140	46.15	53.85
8	31	2014	1	11	260	11.52	81	2257	143	117	55.00	45.00
9	11	2014	5	14	260	11.52	82	2257	135	125	51.92	48.08
7	2	2014	4	14	259	11.48	83	2257	138	121	53.28	46.72
7	3	2014	5	16	259	11.48	84	2257	127	132	49.03	50.97
8	26	2014	3	16	259	11.48	85	2257	133	126	51.35	48.65
8	28	2014	5	12	259	11.48	86	2257	115	144	44.40	55.60
9	2	2014	3	13	259	11.48	87	2257	129	130	49.81	50.19
10	14	2014	3	15	259	11.48	88	2257	138	121	53.28	46.72
2	4	2014	3	17	258	11.43	89	2257	85	173	32.95	67.05
5	16	2014	6	16	258	11.43	90	2257	140	118	54.26	45.74
7	3	2014	5	14	258	11.43	91	2257	142	116	55.04	44.96
7	7	2014	2	12	258	11.43	92	2257	127	131	49.22	50.78
8	1	2014	6	15	258	11.43	93	2257	147	111	56.98	43.02

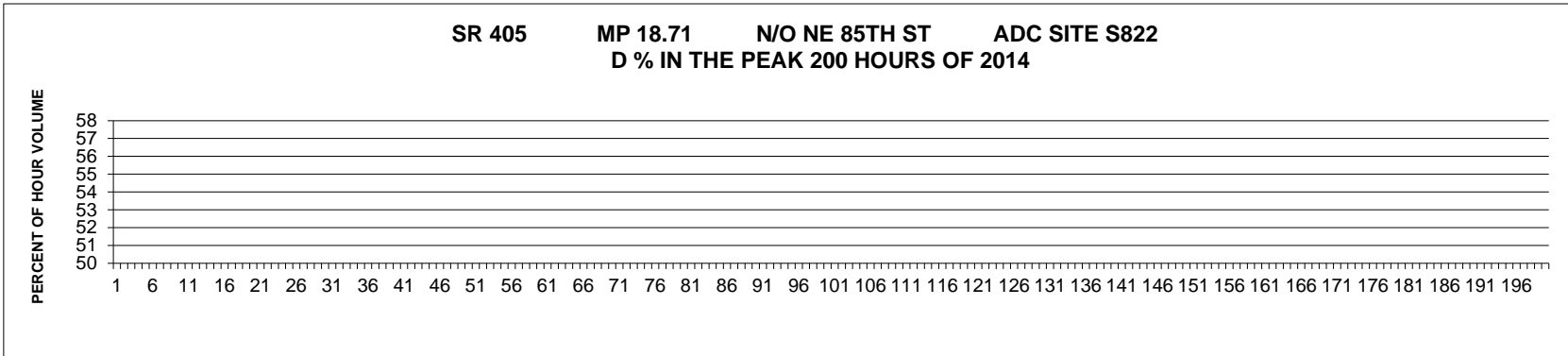
MO	DY	YR	DAY OF WK	HR	HR VOL	PERCENT OF AADT	HOUR NUMBER	AADT	EAST VOLUME	WEST VOLUME	PERCENT EAST IS OF TOTAL VOLUME	PERCENT WEST IS OF TOTAL VOLUME
9	19	2014	6	15	258	11.43	94	2257	143	115	55.43	44.57
6	13	2014	6	16	257	11.39	95	2257	131	126	50.97	49.03
7	11	2014	6	14	257	11.39	96	2257	135	122	52.53	47.47
7	18	2014	6	16	257	11.39	97	2257	141	116	54.86	45.14
8	28	2014	5	11	257	11.39	98	2257	108	149	42.02	57.98
9	5	2014	6	17	257	11.39	99	2257	138	119	53.70	46.30
10	17	2014	6	15	257	11.39	100	2257	134	123	52.14	47.86
7	11	2014	6	16	256	11.34	101	2257	132	124	51.56	48.44
8	26	2014	3	12	256	11.34	102	2257	126	130	49.22	50.78
8	27	2014	4	18	256	11.34	103	2257	131	125	51.17	48.83
9	8	2014	2	14	256	11.34	104	2257	128	128	50.00	50.00
8	28	2014	5	16	255	11.30	105	2257	132	123	51.76	48.24
9	4	2014	5	17	255	11.30	106	2257	117	138	45.88	54.12
6	27	2014	6	17	254	11.25	107	2257	138	116	54.33	45.67
7	2	2014	4	17	254	11.25	108	2257	122	132	48.03	51.97
7	10	2014	5	14	254	11.25	109	2257	131	123	51.57	48.43
7	15	2014	3	13	254	11.25	110	2257	131	123	51.57	48.43
7	21	2014	2	17	254	11.25	111	2257	133	121	52.36	47.64
8	5	2014	3	12	254	11.25	112	2257	127	127	50.00	50.00
8	4	2014	2	13	253	11.21	113	2257	137	116	54.15	45.85
8	20	2014	4	12	253	11.21	114	2257	122	131	48.22	51.78
8	23	2014	7	11	253	11.21	115	2257	110	143	43.48	56.52
9	26	2014	6	17	253	11.21	116	2257	130	123	51.38	48.62
10	3	2014	6	16	253	11.21	117	2257	114	139	45.06	54.94
10	14	2014	3	14	253	11.21	118	2257	134	119	52.96	47.04
6	11	2014	4	17	252	11.17	119	2257	129	123	51.19	48.81
6	14	2014	7	15	252	11.17	120	2257	163	89	64.68	35.32
8	6	2014	4	13	252	11.17	121	2257	133	119	52.78	47.22
8	8	2014	6	16	252	11.17	122	2257	117	135	46.43	53.57
8	25	2014	2	17	252	11.17	123	2257	134	118	53.17	46.83
9	3	2014	4	13	252	11.17	124	2257	125	127	49.60	50.40
9	5	2014	6	15	252	11.17	125	2257	134	118	53.17	46.83
9	8	2014	2	15	252	11.17	126	2257	119	133	47.22	52.78
6	10	2014	3	17	251	11.12	127	2257	117	134	46.61	53.39
7	7	2014	2	13	251	11.12	128	2257	135	116	53.78	46.22
7	14	2014	2	16	251	11.12	129	2257	139	112	55.38	44.62
7	17	2014	5	13	251	11.12	130	2257	132	119	52.59	47.41
7	18	2014	6	15	251	11.12	131	2257	148	103	58.96	41.04
8	15	2014	6	13	251	11.12	132	2257	131	120	52.19	47.81
10	3	2014	6	14	251	11.12	133	2257	133	118	52.99	47.01
6	12	2014	5	17	250	11.08	134	2257	129	121	51.60	48.40

MO	DY	YR	DAY OF WK	HR	HR VOL	PERCENT OF AADT	HOUR NUMBER	AADT	EAST VOLUME	WEST VOLUME	PERCENT EAST IS OF TOTAL VOLUME	PERCENT WEST IS OF TOTAL VOLUME
6	20	2014	6	12	250	11.08	135	2257	124	126	49.60	50.40
8	6	2014	4	17	250	11.08	136	2257	125	125	50.00	50.00
8	18	2014	2	12	250	11.08	137	2257	117	133	46.80	53.20
8	31	2014	1	15	250	11.08	138	2257	122	128	48.80	51.20
9	5	2014	6	16	250	11.08	139	2257	123	127	49.20	50.80
9	12	2014	6	15	250	11.08	140	2257	126	124	50.40	49.60
9	26	2014	6	13	250	11.08	141	2257	133	117	53.20	46.80
10	15	2014	4	12	250	11.08	142	2257	117	133	46.80	53.20
7	17	2014	5	15	249	11.03	143	2257	136	113	54.62	45.38
8	11	2014	2	13	249	11.03	144	2257	136	113	54.62	45.38
8	15	2014	6	14	249	11.03	145	2257	124	125	49.80	50.20
9	22	2014	2	17	249	11.03	146	2257	133	116	53.41	46.59
10	9	2014	5	14	249	11.03	147	2257	143	106	57.43	42.57
7	3	2014	5	13	248	10.99	148	2257	136	112	54.84	45.16
9	5	2014	6	14	248	10.99	149	2257	129	119	52.02	47.98
10	3	2014	6	12	248	10.99	150	2257	118	130	47.58	52.42
10	3	2014	6	17	248	10.99	151	2257	121	127	48.79	51.21
10	14	2014	3	16	248	10.99	152	2257	126	122	50.81	49.19
10	16	2014	5	15	248	10.99	153	2257	127	121	51.21	48.79
6	23	2014	2	17	247	10.94	154	2257	131	116	53.04	46.96
6	30	2014	2	16	247	10.94	155	2257	133	114	53.85	46.15
7	2	2014	4	13	247	10.94	156	2257	143	104	57.89	42.11
7	22	2014	3	12	247	10.94	157	2257	123	124	49.80	50.20
7	24	2014	5	16	247	10.94	158	2257	134	113	54.25	45.75
8	4	2014	2	14	247	10.94	159	2257	137	110	55.47	44.53
8	8	2014	6	12	247	10.94	160	2257	121	126	48.99	51.01
10	16	2014	5	16	247	10.94	161	2257	137	110	55.47	44.53
6	26	2014	5	17	246	10.90	162	2257	121	125	49.19	50.81
7	1	2014	3	15	246	10.90	163	2257	135	111	54.88	45.12
7	18	2014	6	18	246	10.90	164	2257	133	113	54.07	45.93
8	22	2014	6	14	246	10.90	165	2257	125	121	50.81	49.19
5	2	2014	6	13	245	10.86	166	2257	132	113	53.88	46.12
8	8	2014	6	13	245	10.86	167	2257	129	116	52.65	47.35
8	15	2014	6	15	245	10.86	168	2257	123	122	50.20	49.80
6	13	2014	6	13	244	10.81	169	2257	134	110	54.92	45.08
6	20	2014	6	15	244	10.81	170	2257	123	121	50.41	49.59
6	30	2014	2	14	244	10.81	171	2257	118	126	48.36	51.64
7	9	2014	4	14	244	10.81	172	2257	122	122	50.00	50.00
7	15	2014	3	14	244	10.81	173	2257	133	111	54.51	45.49
7	22	2014	3	14	244	10.81	174	2257	124	120	50.82	49.18
7	31	2014	5	12	244	10.81	175	2257	107	137	43.85	56.15

MO	DY	YR	DAY OF WK	HR	HR VOL	PERCENT OF AADT	HOUR NUMBER	AADT	EAST VOLUME	WEST VOLUME	PERCENT EAST IS OF TOTAL VOLUME	PERCENT WEST IS OF TOTAL VOLUME
8	2	2014	7	12	244	10.81	176	2257	106	138	43.44	56.56
8	7	2014	5	15	244	10.81	177	2257	123	121	50.41	49.59
9	24	2014	4	17	244	10.81	178	2257	129	115	52.87	47.13
6	5	2014	5	17	243	10.77	179	2257	130	113	53.50	46.50
6	13	2014	6	14	243	10.77	180	2257	130	113	53.50	46.50
6	19	2014	5	17	243	10.77	181	2257	129	114	53.09	46.91
7	2	2014	4	12	243	10.77	182	2257	116	127	47.74	52.26
7	5	2014	7	14	243	10.77	183	2257	110	133	45.27	54.73
7	18	2014	6	14	243	10.77	184	2257	125	118	51.44	48.56
9	11	2014	5	15	243	10.77	185	2257	126	117	51.85	48.15
4	19	2014	7	14	242	10.72	186	2257	97	145	40.08	59.92
5	22	2014	5	17	242	10.72	187	2257	130	112	53.72	46.28
5	23	2014	6	13	242	10.72	188	2257	123	119	50.83	49.17
6	6	2014	6	16	242	10.72	189	2257	136	106	56.20	43.80
6	14	2014	7	14	242	10.72	190	2257	153	89	63.22	36.78
6	16	2014	2	12	242	10.72	191	2257	134	108	55.37	44.63
6	18	2014	4	15	242	10.72	192	2257	137	105	56.61	43.39
7	3	2014	5	11	242	10.72	193	2257	108	134	44.63	55.37
7	21	2014	2	13	242	10.72	194	2257	130	112	53.72	46.28
7	31	2014	5	15	242	10.72	195	2257	126	116	52.07	47.93
8	8	2014	6	14	242	10.72	196	2257	117	125	48.35	51.65
9	12	2014	6	14	242	10.72	197	2257	128	114	52.89	47.11
10	10	2014	6	13	242	10.72	198	2257	133	109	54.96	45.04
4	29	2014	3	17	241	10.68	199	2257	123	118	51.04	48.96
6	25	2014	4	17	241	10.68	200	2257	120	121	49.79	50.21

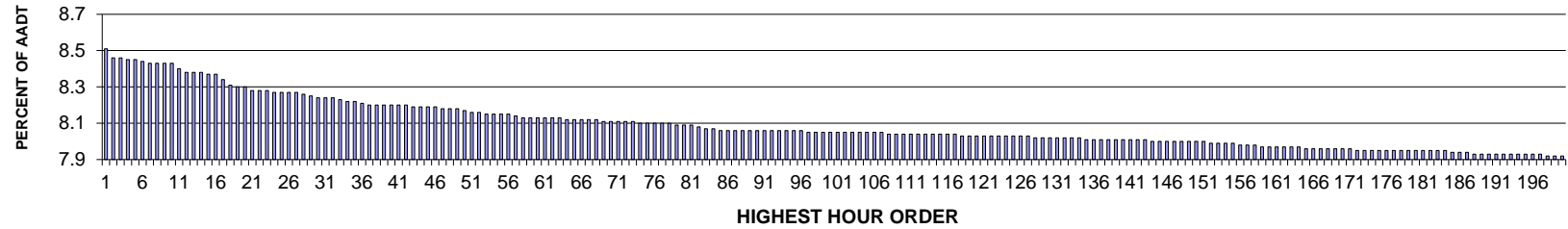


AADT= 0 K 30 FACTOR= 0.00 K 100 FACTOR= 0.00 K 200 FACTOR= 0.00 D 30 FACTOR= 0.00



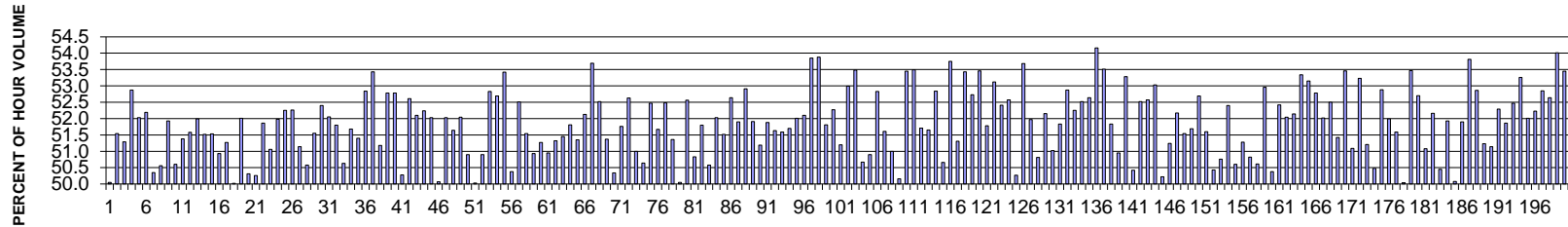
MO	DY	YR	DAY OF WK	HR	HR VOL	PERCENT OF AADT	HOUR NUMBER	AADT	NORTH VOLUME	SOUTH VOLUME	PERCENT NORTH IS OF TOTAL VOLUME	PERCENT SOUTH IS OF TOTAL VOLUME
----	----	----	-----------	----	--------	-----------------	-------------	------	--------------	--------------	----------------------------------	----------------------------------

**SR 405 MP 28.99 BOTHELL ADC SITE S824
K FOR PEAK 200 HOURS OF 2014**



AADT= 118406 K 30 FACTOR= 8.24 K 100 FACTOR= 8.05 K 200 FACTOR= 7.92 D 30 FACTOR= 52.40

**SR 405 MP 28.99 BOTHELL ADC SITE S824
D % IN THE PEAK 200 HOURS OF 2014**



MO	DY	YR	DAY OF WK	HR	HR VOL	PERCENT OF AADT	HOUR NUMBER	AADT	NORTH VOLUME	SOUTH VOLUME	PERCENT NORTH IS OF TOTAL VOLUME	PERCENT SOUTH IS OF TOTAL VOLUME
6	20	2014	6	16	10072	8.51	1	118406	5041	5031	50.05	49.95
6	20	2014	6	17	10020	8.46	2	118406	5164	4856	51.54	48.46
4	18	2014	6	16	10018	8.46	3	118406	5138	4880	51.29	48.71
4	11	2014	6	16	10009	8.45	4	118406	5292	4717	52.87	47.13
8	15	2014	6	16	10006	8.45	5	118406	5206	4800	52.03	47.97
3	14	2014	6	17	9991	8.44	6	118406	5214	4777	52.19	47.81
6	13	2014	6	16	9985	8.43	7	118406	4958	5027	49.65	50.35
8	8	2014	6	16	9983	8.43	8	118406	5047	4936	50.56	49.44
6	13	2014	6	17	9982	8.43	9	118406	5184	4798	51.93	48.07
8	1	2014	6	15	9978	8.43	10	118406	5049	4929	50.60	49.40
1	17	2014	6	16	9945	8.40	11	118406	5110	4835	51.38	48.62

			DAY OF		HR	PERCENT OF	HOUR		NORTH	SOUTH	PERCENT NORTH IS OF TOTAL	PERCENT SOUTH IS OF TOTAL
6	27	2014	6	17	9921	8.38	12	118406	5117	4804	51.58	48.42
5	23	2014	6	16	9918	8.38	13	118406	5156	4762	51.99	48.01
6	18	2014	4	17	9917	8.38	14	118406	5109	4808	51.52	48.48
8	1	2014	6	16	9910	8.37	15	118406	5107	4803	51.53	48.47
4	4	2014	6	16	9908	8.37	16	118406	5046	4862	50.93	49.07
5	9	2014	6	16	9876	8.34	17	118406	5063	4813	51.27	48.73
2	14	2014	6	16	9836	8.31	18	118406	4920	4916	50.02	49.98
2	28	2014	6	17	9829	8.30	19	118406	5112	4717	52.01	47.99
11	26	2014	4	15	9828	8.30	20	118406	4884	4944	49.69	50.31
5	22	2014	5	16	9805	8.28	21	118406	4877	4928	49.74	50.26
6	24	2014	3	17	9805	8.28	22	118406	5085	4720	51.86	48.14
6	27	2014	6	16	9804	8.28	23	118406	5006	4798	51.06	48.94
8	15	2014	6	17	9796	8.27	24	118406	5092	4704	51.98	48.02
10	24	2014	6	16	9790	8.27	25	118406	5115	4675	52.25	47.75
4	18	2014	6	17	9789	8.27	26	118406	5116	4673	52.26	47.74
7	25	2014	6	15	9787	8.27	27	118406	5005	4782	51.14	48.86
12	19	2014	6	16	9778	8.26	28	118406	4946	4832	50.58	49.42
5	22	2014	5	17	9771	8.25	29	118406	5037	4734	51.55	48.45
12	22	2014	2	16	9758	8.24	30	118406	5113	4645	52.40	47.60
2	14	2014	6	17	9755	8.24	31	118406	5077	4678	52.05	47.95
5	30	2014	6	17	9752	8.24	32	118406	5052	4700	51.80	48.20
3	21	2014	6	16	9749	8.23	33	118406	4936	4813	50.63	49.37
8	25	2014	2	17	9729	8.22	34	118406	5028	4701	51.68	48.32
8	29	2014	6	16	9728	8.22	35	118406	5000	4728	51.40	48.60
4	11	2014	6	17	9722	8.21	36	118406	5137	4585	52.84	47.16
1	31	2014	6	17	9713	8.20	37	118406	5190	4523	53.43	46.57
9	26	2014	6	16	9711	8.20	38	118406	4970	4741	51.18	48.82
2	21	2014	6	17	9710	8.20	39	118406	5125	4585	52.78	47.22
9	26	2014	6	17	9708	8.20	40	118406	5124	4584	52.78	47.22
8	15	2014	6	15	9707	8.20	41	118406	4881	4826	50.28	49.72
8	13	2014	4	17	9705	8.20	42	118406	5106	4599	52.61	47.39
6	25	2014	4	17	9700	8.19	43	118406	5054	4646	52.10	47.90
4	4	2014	6	17	9695	8.19	44	118406	5065	4630	52.24	47.76
2	21	2014	6	16	9692	8.19	45	118406	5043	4649	52.03	47.97
9	12	2014	6	17	9692	8.19	46	118406	4853	4839	50.07	49.93
3	21	2014	6	17	9687	8.18	47	118406	5040	4647	52.03	47.97
12	19	2014	6	17	9687	8.18	48	118406	5002	4685	51.64	48.36
6	12	2014	5	17	9680	8.18	49	118406	5037	4643	52.04	47.96
8	12	2014	3	17	9674	8.17	50	118406	4924	4750	50.90	49.10
7	17	2014	5	16	9658	8.16	51	118406	4832	4826	50.03	49.97
12	19	2014	6	15	9658	8.16	52	118406	4742	4916	49.10	50.90
3	18	2014	3	17	9656	8.15	53	118406	5101	4555	52.83	47.17


			DAY OF		HR	PERCENT OF	HOUR		NORTH	SOUTH	PERCENT NORTH IS OF TOTAL	PERCENT SOUTH IS OF TOTAL
6	23	2014	2	17	9652	8.15	54	118406	5086	4566	52.69	47.31
1	17	2014	6	17	9650	8.15	55	118406	5155	4495	53.42	46.58
2	28	2014	6	16	9648	8.15	56	118406	4861	4787	50.38	49.62
9	19	2014	6	17	9638	8.14	57	118406	5061	4577	52.51	47.49
3	27	2014	5	16	9632	8.13	58	118406	4964	4668	51.54	48.46
6	18	2014	4	16	9630	8.13	59	118406	4905	4725	50.93	49.07
7	11	2014	6	15	9628	8.13	60	118406	4692	4936	48.73	51.27
8	22	2014	6	15	9626	8.13	61	118406	4904	4722	50.95	49.05
6	13	2014	6	15	9625	8.13	62	118406	4685	4940	48.68	51.32
12	5	2014	6	16	9624	8.13	63	118406	4952	4672	51.45	48.55
5	9	2014	6	17	9617	8.12	64	118406	4983	4634	51.81	48.19
5	30	2014	6	16	9617	8.12	65	118406	4679	4938	48.65	51.35
6	10	2014	3	17	9616	8.12	66	118406	5013	4603	52.13	47.87
4	21	2014	2	17	9614	8.12	67	118406	5162	4452	53.69	46.31
4	2	2014	4	17	9610	8.12	68	118406	5047	4563	52.52	47.48
8	7	2014	5	16	9606	8.11	69	118406	4935	4671	51.37	48.63
5	23	2014	6	15	9605	8.11	70	118406	4835	4770	50.34	49.66
8	7	2014	5	17	9605	8.11	71	118406	4972	4633	51.76	48.24
11	26	2014	4	16	9605	8.11	72	118406	5055	4550	52.63	47.37
8	6	2014	4	16	9597	8.11	73	118406	4894	4703	51.00	49.00
7	11	2014	6	16	9592	8.10	74	118406	4735	4857	49.36	50.64
6	4	2014	4	17	9589	8.10	75	118406	5031	4558	52.47	47.53
7	29	2014	3	17	9589	8.10	76	118406	4955	4634	51.67	48.33
6	6	2014	6	17	9588	8.10	77	118406	5032	4556	52.48	47.52
7	18	2014	6	16	9585	8.10	78	118406	4923	4662	51.36	48.64
8	22	2014	6	16	9582	8.09	79	118406	4786	4796	49.95	50.05
4	15	2014	3	17	9580	8.09	80	118406	5035	4545	52.56	47.44
8	25	2014	2	16	9577	8.09	81	118406	4709	4868	49.17	50.83
7	1	2014	3	17	9564	8.08	82	118406	4954	4610	51.80	48.20
12	12	2014	6	17	9554	8.07	83	118406	4832	4722	50.58	49.42
5	21	2014	4	17	9553	8.07	84	118406	4970	4583	52.03	47.97
4	25	2014	6	17	9549	8.06	85	118406	4920	4629	51.52	48.48
6	3	2014	3	17	9549	8.06	86	118406	5027	4522	52.64	47.36
8	19	2014	3	17	9549	8.06	87	118406	4956	4593	51.90	48.10
1	24	2014	6	17	9547	8.06	88	118406	5051	4496	52.91	47.09
3	28	2014	6	17	9546	8.06	89	118406	4955	4591	51.91	48.09
5	15	2014	5	17	9545	8.06	90	118406	4886	4659	51.19	48.81
3	26	2014	4	17	9544	8.06	91	118406	4951	4593	51.88	48.12
4	9	2014	4	16	9542	8.06	92	118406	4927	4615	51.63	48.37
8	20	2014	4	17	9541	8.06	93	118406	4922	4619	51.59	48.41
8	8	2014	6	15	9540	8.06	94	118406	4932	4608	51.70	48.30
3	13	2014	5	17	9539	8.06	95	118406	4961	4578	52.01	47.99

			DAY OF		HR	PERCENT OF	HOUR		NORTH	SOUTH	PERCENT NORTH IS OF TOTAL	PERCENT SOUTH IS OF TOTAL
10	3	2014	6	17	9538	8.06	96	118406	4969	4569	52.10	47.90
1	30	2014	5	17	9536	8.05	97	118406	5135	4401	53.85	46.15
2	13	2014	5	17	9536	8.05	98	118406	5138	4398	53.88	46.12
8	6	2014	4	17	9536	8.05	99	118406	4941	4595	51.81	48.19
3	27	2014	5	17	9534	8.05	100	118406	4983	4551	52.27	47.73
11	26	2014	4	14	9533	8.05	101	118406	4881	4652	51.20	48.80
2	4	2014	3	17	9530	8.05	102	118406	5050	4480	52.99	47.01
3	7	2014	6	17	9529	8.05	103	118406	5096	4433	53.48	46.52
7	18	2014	6	15	9529	8.05	104	118406	4828	4701	50.67	49.33
12	12	2014	6	15	9528	8.05	105	118406	4678	4850	49.10	50.90
7	8	2014	3	17	9527	8.05	106	118406	5033	4494	52.83	47.17
9	10	2014	4	17	9527	8.05	107	118406	4917	4610	51.61	48.39
6	12	2014	5	16	9525	8.04	108	118406	4858	4667	51.00	49.00
7	10	2014	5	16	9524	8.04	109	118406	4747	4777	49.84	50.16
1	27	2014	2	17	9523	8.04	110	118406	5090	4433	53.45	46.55
2	26	2014	4	17	9522	8.04	111	118406	5093	4429	53.49	46.51
9	5	2014	6	15	9519	8.04	112	118406	4597	4922	48.29	51.71
5	7	2014	4	17	9518	8.04	113	118406	4916	4602	51.65	48.35
5	23	2014	6	17	9518	8.04	114	118406	5029	4489	52.84	47.16
9	5	2014	6	16	9516	8.04	115	118406	4821	4695	50.66	49.34
5	16	2014	6	17	9514	8.04	116	118406	5114	4400	53.75	46.25
6	6	2014	6	15	9514	8.04	117	118406	4632	4882	48.69	51.31
6	13	2014	6	18	9513	8.03	118	118406	5083	4430	53.43	46.57
7	9	2014	4	17	9513	8.03	119	118406	5016	4497	52.73	47.27
3	31	2014	2	17	9511	8.03	120	118406	5085	4426	53.46	46.54
9	19	2014	6	16	9509	8.03	121	118406	4924	4585	51.78	48.22
4	1	2014	3	17	9508	8.03	122	118406	5051	4457	53.12	46.88
8	13	2014	4	16	9507	8.03	123	118406	4983	4524	52.41	47.59
4	30	2014	4	17	9506	8.03	124	118406	4997	4509	52.57	47.43
6	20	2014	6	15	9506	8.03	125	118406	4727	4779	49.73	50.27
4	9	2014	4	17	9503	8.03	126	118406	5101	4402	53.68	46.32
7	28	2014	2	17	9503	8.03	127	118406	4939	4564	51.97	48.03
6	6	2014	6	16	9500	8.02	128	118406	4673	4827	49.19	50.81
9	4	2014	5	17	9498	8.02	129	118406	4953	4545	52.15	47.85
8	5	2014	3	16	9497	8.02	130	118406	4845	4652	51.02	48.98
7	14	2014	2	17	9496	8.02	131	118406	4922	4574	51.83	48.17
12	5	2014	6	17	9495	8.02	132	118406	5020	4475	52.87	47.13
8	28	2014	5	17	9494	8.02	133	118406	4961	4533	52.25	47.75
8	1	2014	6	17	9491	8.02	134	118406	4985	4506	52.52	47.48
4	7	2014	2	17	9487	8.01	135	118406	4994	4493	52.64	47.36
8	19	2014	3	18	9485	8.01	136	118406	5137	4348	54.16	45.84
9	8	2014	2	17	9485	8.01	137	118406	5075	4410	53.51	46.49

			DAY OF		HR	PERCENT OF	HOUR		NORTH	SOUTH	PERCENT NORTH IS OF TOTAL	PERCENT SOUTH IS OF TOTAL
12	12	2014	6	16	9483	8.01	138	118406	4915	4568	51.83	48.17
6	27	2014	6	15	9482	8.01	139	118406	4831	4651	50.95	49.05
9	18	2014	5	17	9482	8.01	140	118406	5052	4430	53.28	46.72
10	3	2014	6	15	9482	8.01	141	118406	4701	4781	49.58	50.42
4	24	2014	5	17	9481	8.01	142	118406	4979	4502	52.52	47.48
8	29	2014	6	17	9480	8.01	143	118406	4984	4496	52.57	47.43
9	5	2014	6	17	9478	8.00	144	118406	5026	4452	53.03	46.97
8	28	2014	5	16	9477	8.00	145	118406	4759	4718	50.22	49.78
6	19	2014	5	17	9472	8.00	146	118406	4853	4619	51.24	48.76
2	25	2014	3	17	9471	8.00	147	118406	4941	4530	52.17	47.83
5	2	2014	6	16	9470	8.00	148	118406	4881	4589	51.54	48.46
8	26	2014	3	17	9470	8.00	149	118406	4895	4575	51.69	48.31
1	16	2014	5	17	9469	8.00	150	118406	4989	4480	52.69	47.31
8	27	2014	4	17	9467	8.00	151	118406	4885	4582	51.60	48.40
4	24	2014	5	16	9459	7.99	152	118406	4770	4689	50.43	49.57
4	25	2014	6	16	9457	7.99	153	118406	4657	4800	49.24	50.76
8	13	2014	4	18	9457	7.99	154	118406	4955	4502	52.40	47.60
2	17	2014	2	17	9455	7.99	155	118406	4671	4784	49.40	50.60
3	7	2014	6	16	9454	7.98	156	118406	4848	4606	51.28	48.72
7	3	2014	5	15	9451	7.98	157	118406	4803	4648	50.82	49.18
9	19	2014	6	15	9444	7.98	158	118406	4664	4780	49.39	50.61
4	10	2014	5	18	9440	7.97	159	118406	4999	4441	52.96	47.04
8	29	2014	6	15	9439	7.97	160	118406	4684	4755	49.62	50.38
1	28	2014	3	17	9437	7.97	161	118406	4947	4490	52.42	47.58
4	29	2014	3	17	9435	7.97	162	118406	4910	4525	52.04	47.96
8	8	2014	6	17	9433	7.97	163	118406	4918	4515	52.14	47.86
10	8	2014	4	16	9433	7.97	164	118406	5032	4401	53.34	46.66
6	17	2014	3	17	9431	7.96	165	118406	5013	4418	53.15	46.85
7	7	2014	2	17	9431	7.96	166	118406	4978	4453	52.78	47.22
4	28	2014	2	17	9429	7.96	167	118406	4905	4524	52.02	47.98
1	22	2014	4	17	9423	7.96	168	118406	4947	4476	52.50	47.50
3	13	2014	5	16	9423	7.96	169	118406	4845	4578	51.42	48.58
4	25	2014	6	18	9423	7.96	170	118406	5038	4385	53.46	46.54
7	9	2014	4	16	9422	7.96	171	118406	4814	4608	51.09	48.91
8	15	2014	6	18	9419	7.95	172	118406	5014	4405	53.23	46.77
12	16	2014	3	16	9417	7.95	173	118406	4822	4595	51.21	48.79
5	15	2014	5	16	9416	7.95	174	118406	4753	4663	50.48	49.52
7	15	2014	3	17	9416	7.95	175	118406	4979	4437	52.88	47.12
3	12	2014	4	17	9413	7.95	176	118406	4894	4519	51.99	48.01
4	14	2014	2	17	9412	7.95	177	118406	4856	4556	51.59	48.41
8	26	2014	3	16	9412	7.95	178	118406	4710	4702	50.04	49.96
1	31	2014	6	16	9411	7.95	179	118406	5032	4379	53.47	46.53


			DAY OF		HR	PERCENT OF	HOUR		NORTH	SOUTH	PERCENT NORTH IS OF TOTAL	PERCENT SOUTH IS OF TOTAL
6	30	2014	2	17	9410	7.95	180	118406	4959	4451	52.70	47.30
10	10	2014	6	16	9409	7.95	181	118406	4806	4603	51.08	48.92
1	15	2014	4	17	9408	7.95	182	118406	4907	4501	52.16	47.84
4	11	2014	6	15	9408	7.95	183	118406	4746	4662	50.45	49.55
9	26	2014	6	15	9408	7.95	184	118406	4522	4886	48.07	51.93
2	17	2014	2	16	9407	7.94	185	118406	4711	4696	50.08	49.92
7	3	2014	5	16	9405	7.94	186	118406	4881	4524	51.90	48.10
5	2	2014	6	17	9404	7.94	187	118406	5060	4344	53.81	46.19
2	27	2014	5	17	9392	7.93	188	118406	4965	4427	52.86	47.14
2	14	2014	6	15	9391	7.93	189	118406	4580	4811	48.77	51.23
6	30	2014	2	16	9391	7.93	190	118406	4803	4588	51.14	48.86
7	21	2014	2	16	9391	7.93	191	118406	4911	4480	52.29	47.71
6	23	2014	2	16	9390	7.93	192	118406	4870	4520	51.86	48.14
1	10	2014	6	16	9389	7.93	193	118406	4926	4463	52.47	47.53
3	24	2014	2	17	9389	7.93	194	118406	5001	4388	53.26	46.74
7	17	2014	5	17	9389	7.93	195	118406	4883	4506	52.01	47.99
6	17	2014	3	16	9385	7.93	196	118406	4902	4483	52.23	47.77
2	12	2014	4	17	9384	7.93	197	118406	4959	4425	52.85	47.15
3	11	2014	3	17	9382	7.92	198	118406	4939	4443	52.64	47.36
1	2	2014	5	16	9380	7.92	199	118406	5066	4314	54.01	45.99
9	9	2014	3	17	9380	7.92	200	118406	5014	4366	53.45	46.55

SR 090 MP 14.65 ISSAQUAH ADC SITE S825
 K FOR PEAK 200 HOURS OF 2014



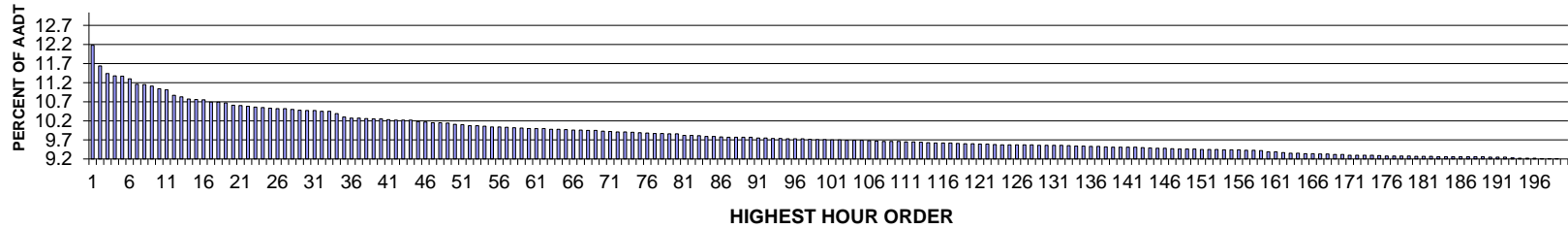
AADT= 0 K 30 FACTOR= 0.00 K 100 FACTOR= 0.00 K 200 FACTOR= 0.00 D 30 FACTOR= 0.00

SR 090 MP 14.65 ISSAQUAH ADC SITE S825
 D % IN THE PEAK 200 HOURS OF 2014



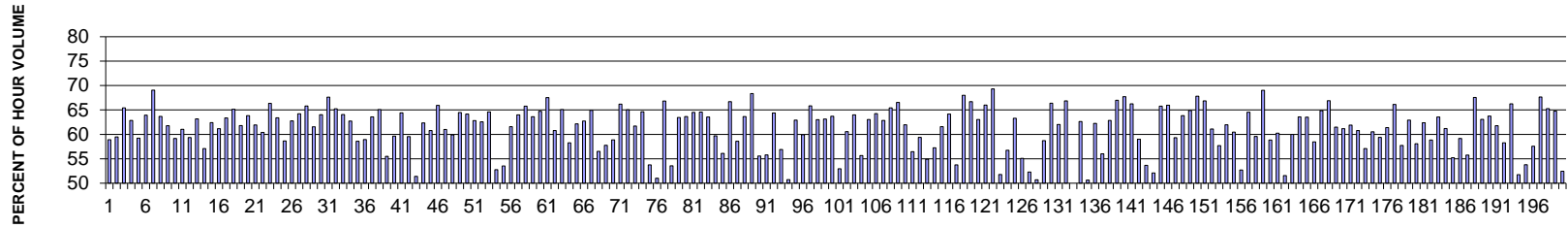
MO	DY	YR	DAY OF WK	HR	HR VOL	PERCENT OF AADT	HOUR NUMBER	AADT	EAST VOLUME	WEST VOLUME	PERCENT EAST IS OF TOTAL VOLUME	PERCENT WEST IS OF TOTAL VOLUME
----	----	----	-----------	----	--------	-----------------	-------------	------	-------------	-------------	---------------------------------	---------------------------------

**SR 090 MP 23.54 PRESTON ADC SITE S826
K FOR PEAK 200 HOURS OF 2014**



AADT= 61022 K 30 FACTOR= 10.43 K 100 FACTOR= 9.67 K 200 FACTOR= 9.16 D 30 FACTOR= 64.02

**SR 090 MP 23.54 PRESTON ADC SITE S826
D % IN THE PEAK 200 HOURS OF 2014**



MO	DY	YR	DAY OF WK	HR	HR VOL	PERCENT OF AADT	HOUR NUMBER	AADT	EAST VOLUME	WEST VOLUME	PERCENT EAST IS OF TOTAL VOLUME	PERCENT WEST IS OF TOTAL VOLUME
8	15	2014	6	17	7408	12.14	1	61022	4364	3044	58.91	41.09
8	15	2014	6	16	7077	11.60	2	61022	4209	2868	59.47	40.53
6	13	2014	6	17	6956	11.40	3	61022	4552	2404	65.44	34.56
7	3	2014	5	17	6920	11.34	4	61022	4349	2571	62.85	37.15
8	22	2014	6	17	6912	11.33	5	61022	4095	2817	59.24	40.76
8	8	2014	6	17	6874	11.26	6	61022	4395	2479	63.94	36.06
5	23	2014	6	17	6785	11.12	7	61022	4686	2099	69.06	30.94
6	20	2014	6	17	6779	11.11	8	61022	4316	2463	63.67	36.33
11	26	2014	4	16	6754	11.07	9	61022	4171	2583	61.76	38.24
8	15	2014	6	18	6715	11.00	10	61022	3973	2742	59.17	40.83
7	3	2014	5	16	6692	10.97	11	61022	4084	2608	61.03	38.97

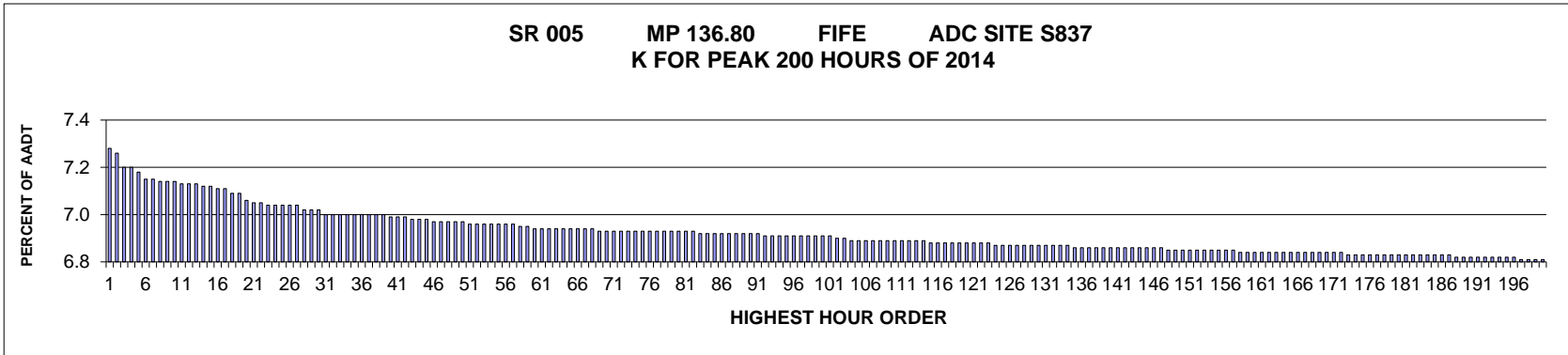
MO	DY	YR	DAY OF WK	HR	HR VOL	PERCENT OF AADT	HOUR NUMBER	AADT	EAST VOLUME	WEST VOLUME	PERCENT EAST IS OF TOTAL VOLUME	PERCENT WEST IS OF TOTAL VOLUME
7	11	2014	6	17	6606	10.83	12	61022	3920	2686	59.34	40.66
8	1	2014	6	17	6582	10.79	13	61022	4158	2424	63.17	36.83
8	22	2014	6	16	6545	10.73	14	61022	3737	2808	57.10	42.90
11	26	2014	4	17	6544	10.72	15	61022	4084	2460	62.41	37.59
7	25	2014	6	17	6533	10.71	16	61022	3997	2536	61.18	38.82
8	1	2014	6	18	6499	10.65	17	61022	4118	2381	63.36	36.64
6	27	2014	6	17	6497	10.65	18	61022	4233	2264	65.15	34.85
8	1	2014	6	16	6489	10.63	19	61022	4011	2478	61.81	38.19
10	10	2014	6	17	6448	10.57	20	61022	4117	2331	63.85	36.15
7	18	2014	6	17	6445	10.56	21	61022	3992	2453	61.94	38.06
8	8	2014	6	16	6432	10.54	22	61022	3885	2547	60.40	39.60
6	6	2014	6	17	6419	10.52	23	61022	4259	2160	66.35	33.65
6	13	2014	6	18	6413	10.51	24	61022	4065	2348	63.39	36.61
8	22	2014	6	18	6400	10.49	25	61022	3754	2646	58.66	41.34
6	20	2014	6	18	6396	10.48	26	61022	4015	2381	62.77	37.23
9	19	2014	6	17	6395	10.48	27	61022	4106	2289	64.21	35.79
8	29	2014	6	16	6384	10.46	28	61022	4201	2183	65.81	34.19
11	26	2014	4	15	6370	10.44	29	61022	3920	2450	61.54	38.46
9	12	2014	6	17	6364	10.43	30	61022	4074	2290	64.02	35.98
5	23	2014	6	16	6363	10.43	31	61022	4303	2060	67.63	32.37
5	9	2014	6	17	6353	10.41	32	61022	4145	2208	65.24	34.76
7	3	2014	5	18	6351	10.41	33	61022	4068	2283	64.05	35.95
7	25	2014	6	18	6315	10.35	34	61022	3962	2353	62.74	37.26
7	18	2014	6	16	6259	10.26	35	61022	3667	2592	58.59	41.41
8	15	2014	6	15	6241	10.23	36	61022	3679	2562	58.95	41.05
5	9	2014	6	18	6240	10.23	37	61022	3967	2273	63.57	36.43
8	29	2014	6	17	6236	10.22	38	61022	4058	2178	65.07	34.93
7	27	2014	1	15	6232	10.21	39	61022	2772	3460	44.48	55.52
7	11	2014	6	18	6231	10.21	40	61022	3717	2514	59.65	40.35
5	30	2014	6	17	6220	10.19	41	61022	4006	2214	64.41	35.59
7	25	2014	6	16	6213	10.18	42	61022	3700	2513	59.55	40.45
8	10	2014	1	13	6210	10.18	43	61022	3017	3193	48.58	51.42
7	18	2014	6	18	6209	10.18	44	61022	3871	2338	62.34	37.66
8	24	2014	1	16	6189	10.14	45	61022	2426	3763	39.20	60.80
4	25	2014	6	17	6180	10.13	46	61022	4075	2105	65.94	34.06
8	7	2014	5	17	6168	10.11	47	61022	3763	2405	61.01	38.99
8	17	2014	1	16	6167	10.11	48	61022	2473	3694	40.10	59.90
3	14	2014	6	17	6163	10.10	49	61022	3974	2189	64.48	35.52
8	29	2014	6	15	6143	10.07	50	61022	3942	2201	64.17	35.83
6	13	2014	6	16	6141	10.06	51	61022	3858	2283	62.82	37.18
11	7	2014	6	17	6123	10.03	52	61022	3830	2293	62.55	37.45

MO	DY	YR	DAY OF WK	HR	HR VOL	PERCENT OF AADT	HOUR NUMBER	AADT	EAST VOLUME	WEST VOLUME	PERCENT EAST IS OF TOTAL VOLUME	PERCENT WEST IS OF TOTAL VOLUME
6	6	2014	6	18	6118	10.03	53	61022	3953	2165	64.61	35.39
7	27	2014	1	14	6112	10.02	54	61022	2886	3226	47.22	52.78
8	17	2014	1	14	6105	10.00	55	61022	2837	3268	46.47	53.53
6	20	2014	6	16	6102	10.00	56	61022	3758	2344	61.59	38.41
8	14	2014	5	18	6094	9.99	57	61022	3899	2195	63.98	36.02
6	27	2014	6	18	6092	9.98	58	61022	4007	2085	65.77	34.23
6	6	2014	6	16	6082	9.97	59	61022	3869	2213	63.61	36.39
7	31	2014	5	17	6078	9.96	60	61022	3935	2143	64.74	35.26
10	3	2014	6	17	6078	9.96	61	61022	4104	1974	67.52	32.48
9	12	2014	6	16	6077	9.96	62	61022	3695	2382	60.80	39.20
5	16	2014	6	17	6066	9.94	63	61022	3947	2119	65.07	34.93
7	3	2014	5	15	6066	9.94	64	61022	3535	2531	58.28	41.72
6	12	2014	5	17	6058	9.93	65	61022	3765	2293	62.15	37.85
6	27	2014	6	16	6054	9.92	66	61022	3798	2256	62.74	37.26
9	5	2014	6	17	6053	9.92	67	61022	3930	2123	64.93	35.07
8	17	2014	1	15	6047	9.91	68	61022	2628	3419	43.46	56.54
7	11	2014	6	16	6045	9.91	69	61022	3493	2552	57.78	42.22
7	27	2014	1	16	6035	9.89	70	61022	2482	3553	41.13	58.87
2	14	2014	6	17	6030	9.88	71	61022	3992	2038	66.20	33.80
9	26	2014	6	17	6022	9.87	72	61022	3918	2104	65.06	34.94
8	8	2014	6	18	6020	9.87	73	61022	3715	2305	61.71	38.29
3	21	2014	6	17	6016	9.86	74	61022	3888	2128	64.63	35.37
6	29	2014	1	13	6009	9.85	75	61022	2778	3231	46.23	53.77
8	17	2014	1	13	6003	9.84	76	61022	3063	2940	51.02	48.98
6	19	2014	5	18	6000	9.83	77	61022	4010	1990	66.83	33.17
7	6	2014	1	14	5998	9.83	78	61022	2785	3213	46.43	53.57
5	16	2014	6	18	5994	9.82	79	61022	3803	2191	63.45	36.55
7	31	2014	5	18	5994	9.82	80	61022	3815	2179	63.65	36.35
5	30	2014	6	18	5971	9.78	81	61022	3852	2119	64.51	35.49
9	12	2014	6	18	5966	9.78	82	61022	3853	2113	64.58	35.42
9	19	2014	6	18	5961	9.77	83	61022	3789	2172	63.56	36.44
8	8	2014	6	15	5952	9.75	84	61022	3554	2398	59.71	40.29
9	1	2014	2	14	5950	9.75	85	61022	2612	3338	43.90	56.10
6	26	2014	5	18	5945	9.74	86	61022	3966	1979	66.71	33.29
6	29	2014	1	15	5940	9.73	87	61022	2460	3480	41.41	58.59
8	24	2014	1	17	5940	9.73	88	61022	2159	3781	36.35	63.65
6	26	2014	5	17	5938	9.73	89	61022	4058	1880	68.34	31.66
8	9	2014	7	12	5938	9.73	90	61022	3300	2638	55.57	44.43
6	29	2014	1	14	5926	9.71	91	61022	2619	3307	44.20	55.80
8	28	2014	5	17	5925	9.71	92	61022	3815	2110	64.39	35.61
9	1	2014	2	15	5921	9.70	93	61022	2552	3369	43.10	56.90

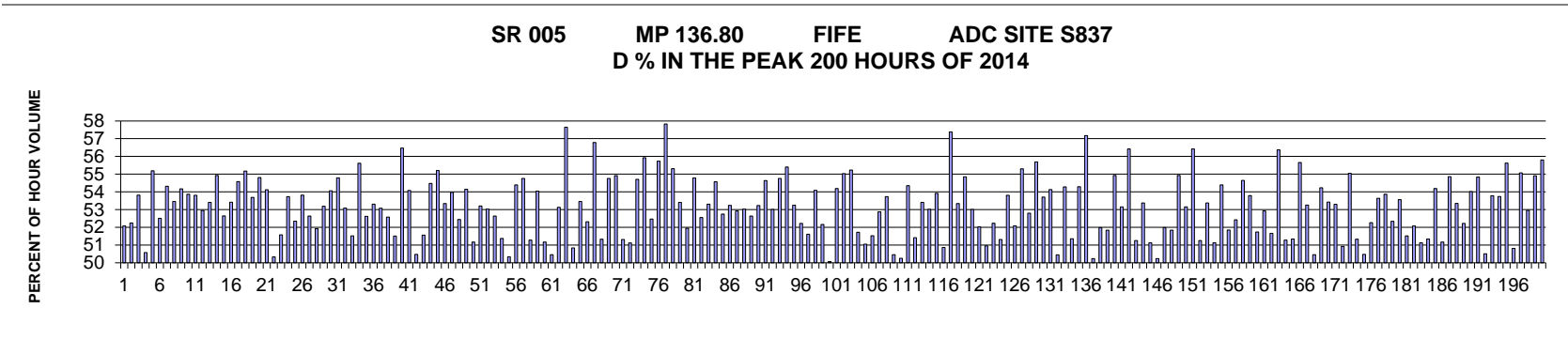
MO	DY	YR	DAY OF WK	HR	HR VOL	PERCENT OF AADT	HOUR NUMBER	AADT	EAST VOLUME	WEST VOLUME	PERCENT EAST IS OF TOTAL VOLUME	PERCENT WEST IS OF TOTAL VOLUME
8	10	2014	1	14	5917	9.70	94	61022	2915	3002	49.26	50.74
7	17	2014	5	18	5915	9.69	95	61022	3722	2193	62.92	37.08
8	10	2014	1	16	5915	9.69	96	61022	2370	3545	40.07	59.93
10	24	2014	6	17	5910	9.69	97	61022	3892	2018	65.85	34.15
10	10	2014	6	18	5907	9.68	98	61022	3722	2185	63.01	36.99
8	14	2014	5	17	5903	9.67	99	61022	3728	2175	63.15	36.85
7	17	2014	5	17	5901	9.67	100	61022	3760	2141	63.72	36.28
7	11	2014	6	15	5896	9.66	101	61022	3123	2773	52.97	47.03
8	15	2014	6	14	5892	9.66	102	61022	3568	2324	60.56	39.44
4	25	2014	6	18	5891	9.65	103	61022	3771	2120	64.01	35.99
7	18	2014	6	15	5888	9.65	104	61022	3278	2610	55.67	44.33
8	7	2014	5	18	5886	9.65	105	61022	3711	2175	63.05	36.95
4	11	2014	6	17	5883	9.64	106	61022	3780	2103	64.25	35.75
5	11	2014	1	17	5878	9.63	107	61022	2184	3694	37.16	62.84
5	23	2014	6	15	5873	9.62	108	61022	3842	2031	65.42	34.58
5	23	2014	6	18	5873	9.62	109	61022	3908	1965	66.54	33.46
7	27	2014	1	17	5868	9.62	110	61022	2233	3635	38.05	61.95
7	6	2014	1	15	5867	9.61	111	61022	2554	3313	43.53	56.47
9	1	2014	2	16	5867	9.61	112	61022	2383	3484	40.62	59.38
8	22	2014	6	15	5858	9.60	113	61022	3217	2641	54.92	45.08
7	25	2014	6	15	5850	9.59	114	61022	3349	2501	57.25	42.75
6	29	2014	1	17	5845	9.58	115	61022	2246	3599	38.43	61.57
10	17	2014	6	17	5844	9.58	116	61022	3749	2095	64.15	35.85
9	1	2014	2	13	5843	9.58	117	61022	2701	3142	46.23	53.77
8	24	2014	1	18	5837	9.57	118	61022	1868	3969	32.00	68.00
5	2	2014	6	17	5834	9.56	119	61022	3892	1942	66.71	33.29
5	9	2014	6	16	5833	9.56	120	61022	3677	2156	63.04	36.96
4	18	2014	6	17	5828	9.55	121	61022	3847	1981	66.01	33.99
10	31	2014	6	17	5828	9.55	122	61022	4040	1788	69.32	30.68
9	8	2014	2	17	5820	9.54	123	61022	3014	2806	51.79	48.21
6	22	2014	1	15	5818	9.53	124	61022	2516	3302	43.25	56.75
11	7	2014	6	18	5818	9.53	125	61022	3682	2136	63.29	36.71
8	10	2014	1	15	5817	9.53	126	61022	2611	3206	44.89	55.11
9	8	2014	2	18	5817	9.53	127	61022	3042	2775	52.29	47.71
7	27	2014	1	13	5814	9.53	128	61022	2949	2865	50.72	49.28
8	3	2014	1	16	5812	9.52	129	61022	2399	3413	41.28	58.72
2	28	2014	6	17	5810	9.52	130	61022	3856	1954	66.37	33.63
6	8	2014	1	16	5810	9.52	131	61022	2206	3604	37.97	62.03
3	28	2014	6	17	5807	9.52	132	61022	3883	1924	66.87	33.13
7	6	2014	1	13	5806	9.51	133	61022	2903	2903	50.00	50.00
9	19	2014	6	16	5797	9.50	134	61022	3631	2166	62.64	37.36

MO	DY	YR	DAY OF WK	HR	HR VOL	PERCENT OF AADT	HOUR NUMBER	AADT	EAST VOLUME	WEST VOLUME	PERCENT EAST IS OF TOTAL VOLUME	PERCENT WEST IS OF TOTAL VOLUME
8	9	2014	7	13	5795	9.50	135	61022	2934	2861	50.63	49.37
9	26	2014	6	16	5790	9.49	136	61022	3605	2185	62.26	37.74
8	24	2014	1	15	5789	9.49	137	61022	2546	3243	43.98	56.02
10	3	2014	6	16	5786	9.48	138	61022	3636	2150	62.84	37.16
5	2	2014	6	18	5780	9.47	139	61022	3872	1908	66.99	33.01
10	3	2014	6	18	5780	9.47	140	61022	3915	1865	67.73	32.27
3	14	2014	6	18	5779	9.47	141	61022	3828	1951	66.24	33.76
7	6	2014	1	16	5777	9.47	142	61022	2368	3409	40.99	59.01
5	26	2014	2	13	5774	9.46	143	61022	2676	3098	46.35	53.65
8	9	2014	7	14	5764	9.45	144	61022	3004	2760	52.12	47.88
10	26	2014	1	17	5762	9.44	145	61022	1972	3790	34.22	65.78
9	5	2014	6	18	5758	9.44	146	61022	3799	1959	65.98	34.02
8	23	2014	7	13	5757	9.43	147	61022	3415	2342	59.32	40.68
8	21	2014	5	17	5751	9.42	148	61022	3671	2080	63.83	36.17
5	2	2014	6	16	5748	9.42	149	61022	3730	2018	64.89	35.11
4	4	2014	6	17	5747	9.42	150	61022	3897	1850	67.81	32.19
1	31	2014	6	17	5743	9.41	151	61022	3839	1904	66.85	33.15
8	18	2014	2	17	5743	9.41	152	61022	3509	2234	61.10	38.90
3	23	2014	1	16	5741	9.41	153	61022	2428	3313	42.29	57.71
2	21	2014	6	17	5739	9.40	154	61022	3556	2183	61.96	38.04
8	10	2014	1	17	5738	9.40	155	61022	2268	3470	39.53	60.47
8	16	2014	7	14	5734	9.40	156	61022	3023	2711	52.72	47.28
8	29	2014	6	14	5730	9.39	157	61022	3698	2032	64.54	35.46
6	12	2014	5	18	5727	9.39	158	61022	3412	2315	59.58	40.42
1	17	2014	6	17	5721	9.38	159	61022	3949	1772	69.03	30.97
5	26	2014	2	15	5705	9.35	160	61022	2348	3357	41.16	58.84
5	26	2014	2	16	5705	9.35	161	61022	2267	3438	39.74	60.26
9	1	2014	2	12	5694	9.33	162	61022	2758	2936	48.44	51.56
7	7	2014	2	17	5682	9.31	163	61022	3409	2273	60.00	40.00
10	17	2014	6	18	5682	9.31	164	61022	3613	2069	63.59	36.41
8	21	2014	5	18	5675	9.30	165	61022	3605	2070	63.52	36.48
7	7	2014	2	18	5674	9.30	166	61022	3317	2357	58.46	41.54
3	21	2014	6	18	5669	9.29	167	61022	3677	1992	64.86	35.14
2	14	2014	6	18	5667	9.29	168	61022	3791	1876	66.90	33.10
7	6	2014	1	18	5663	9.28	169	61022	2181	3482	38.51	61.49
11	7	2014	6	16	5660	9.28	170	61022	3463	2197	61.18	38.82
5	30	2014	6	16	5653	9.26	171	61022	3500	2153	61.91	38.09
4	13	2014	1	17	5650	9.26	172	61022	2215	3435	39.20	60.80
8	24	2014	1	12	5650	9.26	173	61022	3226	2424	57.10	42.90
10	10	2014	6	16	5649	9.26	174	61022	3420	2229	60.54	39.46
5	11	2014	1	16	5643	9.25	175	61022	2292	3351	40.62	59.38

MO	DY	YR	DAY OF WK	HR	HR VOL	PERCENT OF AADT	HOUR NUMBER	AADT	EAST VOLUME	WEST VOLUME	PERCENT EAST IS OF TOTAL VOLUME	PERCENT WEST IS OF TOTAL VOLUME
10	5	2014	1	17	5640	9.24	176	61022	2177	3463	38.60	61.40
3	28	2014	6	18	5639	9.24	177	61022	3729	1910	66.13	33.87
8	16	2014	7	12	5639	9.24	178	61022	3255	2384	57.72	42.28
7	20	2014	1	17	5638	9.24	179	61022	2091	3547	37.09	62.91
7	3	2014	5	14	5635	9.23	180	61022	3273	2362	58.08	41.92
4	25	2014	6	16	5632	9.23	181	61022	3512	2120	62.36	37.64
8	15	2014	6	13	5630	9.23	182	61022	3314	2316	58.86	41.14
7	2	2014	4	17	5627	9.22	183	61022	3576	2051	63.55	36.45
8	10	2014	1	18	5627	9.22	184	61022	2183	3444	38.80	61.20
8	17	2014	1	12	5627	9.22	185	61022	3107	2520	55.22	44.78
10	5	2014	1	16	5627	9.22	186	61022	2298	3329	40.84	59.16
5	26	2014	2	14	5625	9.22	187	61022	2488	3137	44.23	55.77
8	6	2014	4	18	5625	9.22	188	61022	3801	1824	67.57	32.43
8	11	2014	2	17	5624	9.22	189	61022	3547	2077	63.07	36.93
7	24	2014	5	17	5621	9.21	190	61022	3582	2039	63.73	36.27
8	18	2014	2	18	5620	9.21	191	61022	3472	2148	61.78	38.22
7	13	2014	1	16	5619	9.21	192	61022	2345	3274	41.73	58.27
3	7	2014	6	18	5610	9.19	193	61022	3717	1893	66.26	33.74
8	24	2014	1	14	5604	9.18	194	61022	2901	2703	51.77	48.23
8	16	2014	7	13	5603	9.18	195	61022	3014	2589	53.79	46.21
10	19	2014	1	16	5601	9.18	196	61022	2377	3224	42.44	57.56
9	4	2014	5	17	5597	9.17	197	61022	3787	1810	67.66	32.34
8	6	2014	4	17	5596	9.17	198	61022	3653	1943	65.28	34.72
10	24	2014	6	18	5593	9.17	199	61022	3622	1971	64.76	35.24
8	23	2014	7	15	5592	9.16	200	61022	2934	2658	52.47	47.53



AADT= 187499 K 30 FACTOR= 7.00 K 100 FACTOR= 6.89 K 200 FACTOR= 6.79 D 30 FACTOR= 54.06



MO	DY	YR	DAY OF WK	HR	HR VOL	PERCENT OF AADT	HOUR NUMBER	AADT	NORTH VOLUME	SOUTH VOLUME	PERCENT NORTH IS OF TOTAL VOLUME	PERCENT SOUTH IS OF TOTAL VOLUME
2	14	2014	6	15	13609	7.26	1	187499	6521	7088	47.92	52.08
3	13	2014	5	17	13566	7.24	2	187499	6478	7088	47.75	52.25
1	31	2014	6	16	13461	7.18	3	187499	6216	7245	46.18	53.82
3	13	2014	5	18	13459	7.18	4	187499	6651	6808	49.42	50.58
2	27	2014	5	16	13430	7.16	5	187499	6018	7412	44.81	55.19
1	17	2014	6	16	13362	7.13	6	187499	6346	7016	47.49	52.51
8	16	2014	7	11	13361	7.13	7	187499	6103	7258	45.68	54.32
3	13	2014	5	16	13353	7.12	8	187499	6214	7139	46.54	53.46
2	21	2014	6	15	13345	7.12	9	187499	6116	7229	45.83	54.17
4	18	2014	6	14	13344	7.12	10	187499	6155	7189	46.13	53.87
7	26	2014	7	11	13338	7.11	11	187499	6161	7177	46.19	53.81

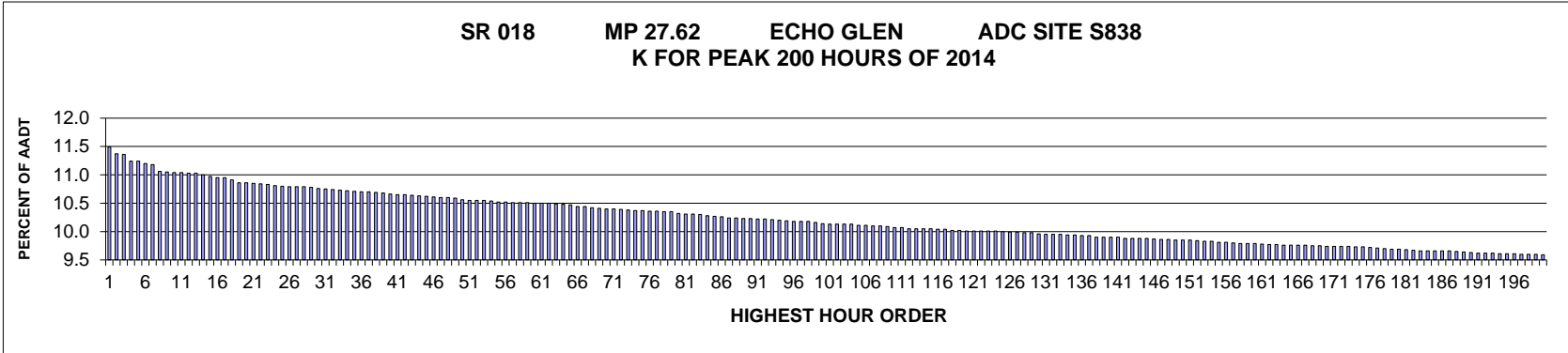
MO	DY	YR	DAY OF WK	HR	HR VOL	PERCENT OF AADT	HOUR NUMBER	AADT	NORTH VOLUME	SOUTH VOLUME	PERCENT NORTH IS OF TOTAL VOLUME	PERCENT SOUTH IS OF TOTAL VOLUME
2	26	2014	4	17	13334	7.11	12	187499	6273	7061	47.05	52.95
2	27	2014	5	17	13332	7.11	13	187499	6212	7120	46.59	53.41
4	4	2014	6	15	13310	7.10	14	187499	5999	7311	45.07	54.93
3	14	2014	6	15	13306	7.10	15	187499	6301	7005	47.35	52.65
2	21	2014	6	16	13301	7.09	16	187499	6195	7106	46.58	53.42
2	7	2014	6	16	13295	7.09	17	187499	6038	7257	45.42	54.58
1	31	2014	6	15	13262	7.07	18	187499	5945	7317	44.83	55.17
3	21	2014	6	15	13260	7.07	19	187499	6141	7119	46.31	53.69
5	24	2014	7	12	13194	7.04	20	187499	5962	7232	45.19	54.81
2	28	2014	6	15	13180	7.03	21	187499	6047	7133	45.88	54.12
4	26	2014	7	17	13172	7.03	22	187499	6542	6630	49.67	50.33
5	21	2014	4	8	13170	7.02	23	187499	6793	6377	51.58	48.42
4	18	2014	6	15	13167	7.02	24	187499	6093	7074	46.27	53.73
6	21	2014	7	14	13166	7.02	25	187499	6273	6893	47.65	52.35
5	16	2014	6	14	13158	7.02	26	187499	6076	7082	46.18	53.82
5	7	2014	4	17	13157	7.02	27	187499	6231	6926	47.36	52.64
7	19	2014	7	17	13132	7.00	28	187499	6313	6819	48.07	51.93
4	21	2014	2	17	13124	7.00	29	187499	6143	6981	46.81	53.19
8	12	2014	3	15	13118	7.00	30	187499	6026	7092	45.94	54.06
4	15	2014	3	16	13094	6.98	31	187499	5920	7174	45.21	54.79
3	20	2014	5	16	13092	6.98	32	187499	6141	6951	46.91	53.09
4	12	2014	7	17	13090	6.98	33	187499	6346	6744	48.48	51.52
3	7	2014	6	15	13084	6.98	34	187499	5808	7276	44.39	55.61
5	2	2014	6	15	13083	6.98	35	187499	6199	6884	47.38	52.62
5	16	2014	6	15	13081	6.98	36	187499	6107	6974	46.69	53.31
6	24	2014	3	16	13081	6.98	37	187499	6138	6943	46.92	53.08
3	14	2014	6	16	13080	6.98	38	187499	6203	6877	47.42	52.58
3	15	2014	7	17	13080	6.98	39	187499	6342	6738	48.49	51.51
2	7	2014	6	15	13067	6.97	40	187499	5688	7379	43.53	56.47
2	13	2014	5	16	13065	6.97	41	187499	5999	7066	45.92	54.08
8	17	2014	1	14	13063	6.97	42	187499	6469	6594	49.52	50.48
6	15	2014	1	18	13053	6.96	43	187499	6323	6730	48.44	51.56
1	20	2014	2	16	13048	6.96	44	187499	5940	7108	45.52	54.48
4	21	2014	2	16	13047	6.96	45	187499	5844	7203	44.79	55.21
4	25	2014	6	14	13039	6.95	46	187499	6084	6955	46.66	53.34
4	10	2014	5	16	13036	6.95	47	187499	6000	7036	46.03	53.97
6	11	2014	4	8	13027	6.95	48	187499	6832	6195	52.44	47.56
3	18	2014	3	17	13023	6.95	49	187499	5971	7052	45.85	54.15
6	15	2014	1	17	13023	6.95	50	187499	6359	6664	48.83	51.17
8	9	2014	7	11	13021	6.94	51	187499	6093	6928	46.79	53.21
3	21	2014	6	16	13014	6.94	52	187499	6113	6901	46.97	53.03

MO	DY	YR	DAY OF WK	HR	HR VOL	PERCENT OF AADT	HOUR NUMBER	AADT	NORTH VOLUME	SOUTH VOLUME	PERCENT NORTH IS OF TOTAL VOLUME	PERCENT SOUTH IS OF TOTAL VOLUME
12	24	2014	4	13	13014	6.94	53	187499	6164	6850	47.36	52.64
5	15	2014	5	8	13010	6.94	54	187499	6685	6325	51.38	48.62
2	14	2014	6	16	13009	6.94	55	187499	6460	6549	49.66	50.34
6	12	2014	5	15	13009	6.94	56	187499	5933	7076	45.61	54.39
4	25	2014	6	15	13005	6.94	57	187499	5883	7122	45.24	54.76
8	16	2014	7	16	12998	6.93	58	187499	6332	6666	48.72	51.28
4	9	2014	4	16	12993	6.93	59	187499	5970	7023	45.95	54.05
8	15	2014	6	14	12983	6.92	60	187499	6340	6643	48.83	51.17
8	22	2014	6	18	12980	6.92	61	187499	6550	6430	50.46	49.54
4	4	2014	6	14	12974	6.92	62	187499	6081	6893	46.87	53.13
2	27	2014	5	15	12973	6.92	63	187499	5494	7479	42.35	57.65
5	14	2014	4	8	12973	6.92	64	187499	6596	6377	50.84	49.16
5	2	2014	6	14	12971	6.92	65	187499	6037	6934	46.54	53.46
6	14	2014	7	12	12971	6.92	66	187499	6184	6787	47.68	52.32
1	27	2014	2	16	12970	6.92	67	187499	5606	7364	43.22	56.78
4	13	2014	1	14	12966	6.92	68	187499	6311	6655	48.67	51.33
3	12	2014	4	16	12965	6.91	69	187499	5865	7100	45.24	54.76
4	23	2014	4	16	12965	6.91	70	187499	5844	7121	45.08	54.92
8	10	2014	1	13	12962	6.91	71	187499	6310	6652	48.68	51.32
5	11	2014	1	18	12960	6.91	72	187499	6335	6625	48.88	51.12
5	22	2014	5	15	12960	6.91	73	187499	5869	7091	45.29	54.71
1	20	2014	2	15	12959	6.91	74	187499	5711	7248	44.07	55.93
6	13	2014	6	13	12959	6.91	75	187499	6160	6799	47.53	52.47
3	24	2014	2	16	12957	6.91	76	187499	5736	7221	44.27	55.73
1	28	2014	3	16	12955	6.91	77	187499	5463	7492	42.17	57.83
2	19	2014	4	16	12955	6.91	78	187499	5790	7165	44.69	55.31
7	19	2014	7	11	12955	6.91	79	187499	6036	6919	46.59	53.41
8	15	2014	6	17	12954	6.91	80	187499	6729	6225	51.95	48.05
12	22	2014	2	15	12950	6.91	81	187499	5856	7094	45.22	54.78
8	28	2014	5	8	12948	6.91	82	187499	6804	6144	52.55	47.45
8	13	2014	4	15	12944	6.90	83	187499	6044	6900	46.69	53.31
6	25	2014	4	15	12942	6.90	84	187499	5880	7062	45.43	54.57
4	2	2014	4	17	12940	6.90	85	187499	6114	6826	47.25	52.75
5	14	2014	4	16	12940	6.90	86	187499	6051	6889	46.76	53.24
3	12	2014	4	17	12935	6.90	87	187499	6088	6847	47.07	52.93
6	17	2014	3	8	12933	6.90	88	187499	6859	6074	53.03	46.97
8	13	2014	4	16	12932	6.90	89	187499	6124	6808	47.36	52.64
4	11	2014	6	14	12930	6.90	90	187499	6047	6883	46.77	53.23
8	23	2014	7	11	12929	6.90	91	187499	5864	7065	45.36	54.64
1	17	2014	6	15	12923	6.89	92	187499	6072	6851	46.99	53.01
6	4	2014	4	16	12923	6.89	93	187499	5847	7076	45.24	54.76

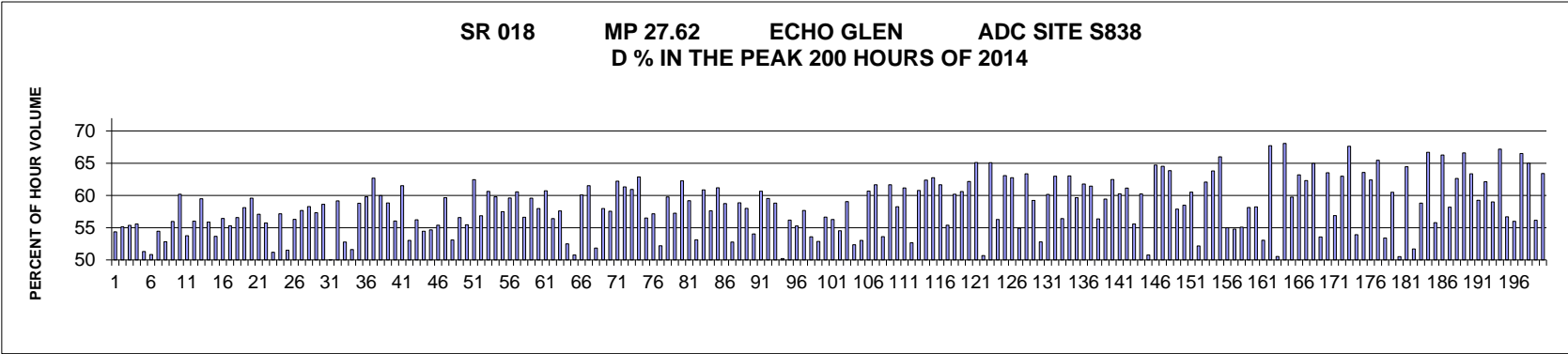
MO	DY	YR	DAY OF WK	HR	HR VOL	PERCENT OF AADT	HOUR NUMBER	AADT	NORTH VOLUME	SOUTH VOLUME	PERCENT NORTH IS OF TOTAL VOLUME	PERCENT SOUTH IS OF TOTAL VOLUME
3	31	2014	2	16	12919	6.89	94	187499	5762	7157	44.60	55.40
5	21	2014	4	16	12917	6.89	95	187499	6039	6878	46.75	53.25
6	12	2014	5	16	12916	6.89	96	187499	6171	6745	47.78	52.22
5	12	2014	2	8	12915	6.89	97	187499	6665	6250	51.61	48.39
4	30	2014	4	16	12914	6.89	98	187499	5929	6985	45.91	54.09
2	21	2014	6	14	12913	6.89	99	187499	6177	6736	47.84	52.16
8	17	2014	1	13	12913	6.89	100	187499	6448	6465	49.93	50.07
6	24	2014	3	15	12911	6.89	101	187499	5914	6997	45.81	54.19
5	20	2014	3	16	12901	6.88	102	187499	5802	7099	44.97	55.03
6	10	2014	3	15	12896	6.88	103	187499	5774	7122	44.77	55.23
6	13	2014	6	15	12889	6.87	104	187499	6223	6666	48.28	51.72
5	13	2014	3	8	12887	6.87	105	187499	6579	6308	51.05	48.95
6	27	2014	6	14	12886	6.87	106	187499	6246	6640	48.47	51.53
7	18	2014	6	12	12884	6.87	107	187499	6071	6813	47.12	52.88
6	18	2014	4	16	12882	6.87	108	187499	5961	6921	46.27	53.73
4	26	2014	7	16	12880	6.87	109	187499	6381	6499	49.54	50.46
5	20	2014	3	8	12880	6.87	110	187499	6474	6406	50.26	49.74
8	5	2014	3	15	12880	6.87	111	187499	5880	7000	45.65	54.35
6	24	2014	3	17	12878	6.87	112	187499	6256	6622	48.58	51.42
2	28	2014	6	14	12875	6.87	113	187499	5999	6876	46.59	53.41
4	4	2014	6	16	12872	6.87	114	187499	6047	6825	46.98	53.02
7	2	2014	4	15	12870	6.86	115	187499	5930	6940	46.08	53.92
5	17	2014	7	16	12867	6.86	116	187499	6321	6546	49.13	50.87
1	21	2014	3	16	12864	6.86	117	187499	5483	7381	42.62	57.38
4	1	2014	3	17	12862	6.86	118	187499	6002	6860	46.66	53.34
6	23	2014	2	15	12857	6.86	119	187499	5805	7052	45.15	54.85
8	12	2014	3	16	12857	6.86	120	187499	6041	6816	46.99	53.01
7	11	2014	6	12	12855	6.86	121	187499	6167	6688	47.97	52.03
4	25	2014	6	18	12854	6.86	122	187499	6304	6550	49.04	50.96
6	3	2014	3	17	12854	6.86	123	187499	6140	6714	47.77	52.23
8	16	2014	7	15	12853	6.85	124	187499	6257	6596	48.68	51.32
3	7	2014	6	14	12850	6.85	125	187499	5935	6915	46.19	53.81
6	7	2014	7	14	12849	6.85	126	187499	6156	6693	47.91	52.09
5	6	2014	3	16	12848	6.85	127	187499	5743	7105	44.70	55.30
3	14	2014	6	14	12847	6.85	128	187499	6064	6783	47.20	52.80
3	17	2014	2	16	12847	6.85	129	187499	5692	7155	44.31	55.69
6	26	2014	5	15	12846	6.85	130	187499	5946	6900	46.29	53.71
1	24	2014	6	15	12844	6.85	131	187499	5891	6953	45.87	54.13
6	13	2014	6	14	12843	6.85	132	187499	6479	6364	50.45	49.55
6	23	2014	2	16	12837	6.85	133	187499	5869	6968	45.72	54.28
8	10	2014	1	14	12836	6.85	134	187499	6244	6592	48.64	51.36

MO	DY	YR	DAY OF WK	HR	HR VOL	PERCENT OF AADT	HOUR NUMBER	AADT	NORTH VOLUME	SOUTH VOLUME	PERCENT NORTH IS OF TOTAL VOLUME	PERCENT SOUTH IS OF TOTAL VOLUME
5	7	2014	4	16	12834	6.84	135	187499	5867	6967	45.71	54.29
2	6	2014	5	16	12832	6.84	136	187499	5496	7336	42.83	57.17
3	22	2014	7	17	12832	6.84	137	187499	6385	6447	49.76	50.24
3	21	2014	6	14	12830	6.84	138	187499	6160	6670	48.01	51.99
4	29	2014	3	8	12829	6.84	139	187499	6650	6179	51.84	48.16
10	12	2014	1	18	12826	6.84	140	187499	5781	7045	45.07	54.93
5	17	2014	7	14	12824	6.84	141	187499	6007	6817	46.84	53.16
2	13	2014	5	15	12822	6.84	142	187499	5588	7234	43.58	56.42
4	30	2014	4	8	12819	6.84	143	187499	6571	6248	51.26	48.74
6	6	2014	6	14	12819	6.84	144	187499	5976	6843	46.62	53.38
5	19	2014	2	8	12818	6.84	145	187499	6554	6264	51.13	48.87
1	27	2014	2	17	12817	6.84	146	187499	5846	6971	45.61	54.39
5	11	2014	1	14	12817	6.84	147	187499	6171	6646	48.15	51.85
5	30	2014	6	15	12815	6.83	148	187499	6096	6719	47.57	52.43
5	13	2014	3	16	12814	6.83	149	187499	5811	7003	45.35	54.65
4	2	2014	4	16	12812	6.83	150	187499	5920	6892	46.21	53.79
5	6	2014	3	8	12811	6.83	151	187499	6629	6182	51.74	48.26
2	28	2014	6	16	12807	6.83	152	187499	6028	6779	47.07	52.93
5	28	2014	4	8	12804	6.83	153	187499	6614	6190	51.66	48.34
3	18	2014	3	16	12802	6.83	154	187499	5586	7216	43.63	56.37
6	4	2014	4	8	12801	6.83	155	187499	6564	6237	51.28	48.72
5	22	2014	5	8	12800	6.83	156	187499	6572	6228	51.34	48.66
4	10	2014	5	15	12799	6.83	157	187499	5675	7124	44.34	55.66
6	18	2014	4	8	12796	6.82	158	187499	6815	5981	53.26	46.74
8	28	2014	5	14	12794	6.82	159	187499	6338	6456	49.54	50.46
7	22	2014	3	15	12793	6.82	160	187499	5855	6938	45.77	54.23
5	22	2014	5	16	12792	6.82	161	187499	5957	6835	46.57	53.43
5	16	2014	6	16	12787	6.82	162	187499	5972	6815	46.70	53.30
5	31	2014	7	12	12787	6.82	163	187499	6274	6513	49.07	50.93
6	19	2014	5	15	12787	6.82	164	187499	5748	7039	44.95	55.05
8	15	2014	6	18	12787	6.82	165	187499	6564	6223	51.33	48.67
3	14	2014	6	17	12786	6.82	166	187499	6332	6454	49.52	50.48
5	17	2014	7	15	12786	6.82	167	187499	6103	6683	47.73	52.27
5	30	2014	6	14	12781	6.82	168	187499	5925	6856	46.36	53.64
6	17	2014	3	16	12781	6.82	169	187499	5896	6885	46.13	53.87
7	26	2014	7	12	12781	6.82	170	187499	6091	6690	47.66	52.34
8	5	2014	3	16	12780	6.82	171	187499	5935	6845	46.44	53.56
5	10	2014	7	13	12779	6.82	172	187499	6195	6584	48.48	51.52
8	6	2014	4	16	12778	6.81	173	187499	6123	6655	47.92	52.08
6	12	2014	5	8	12776	6.81	174	187499	6533	6243	51.13	48.87
8	15	2014	6	13	12774	6.81	175	187499	6216	6558	48.66	51.34

MO	DY	YR	DAY OF WK	HR	HR VOL	PERCENT OF AADT	HOUR NUMBER	AADT	NORTH VOLUME	SOUTH VOLUME	PERCENT NORTH IS OF TOTAL VOLUME	PERCENT SOUTH IS OF TOTAL VOLUME
8	19	2014	3	15	12774	6.81	176	187499	5852	6922	45.81	54.19
5	27	2014	3	8	12772	6.81	177	187499	6536	6236	51.17	48.83
7	9	2014	4	15	12770	6.81	178	187499	5764	7006	45.14	54.86
7	24	2014	5	15	12770	6.81	179	187499	5957	6813	46.65	53.35
2	19	2014	4	17	12768	6.81	180	187499	6100	6668	47.78	52.22
5	29	2014	5	16	12767	6.81	181	187499	5870	6897	45.98	54.02
6	18	2014	4	15	12766	6.81	182	187499	5767	6999	45.17	54.83
4	23	2014	4	8	12765	6.81	183	187499	6448	6317	50.51	49.49
11	26	2014	4	13	12764	6.81	184	187499	5900	6864	46.22	53.78
1	31	2014	6	17	12762	6.81	185	187499	5904	6858	46.26	53.74
1	30	2014	5	16	12761	6.81	186	187499	5663	7098	44.38	55.62
5	8	2014	5	8	12761	6.81	187	187499	6485	6276	50.82	49.18
3	13	2014	5	15	12759	6.80	188	187499	5732	7027	44.93	55.07
8	14	2014	5	15	12759	6.80	189	187499	6002	6757	47.04	52.96
2	26	2014	4	16	12757	6.80	190	187499	5752	7005	45.09	54.91
4	29	2014	3	16	12757	6.80	191	187499	5639	7118	44.20	55.80
6	25	2014	4	16	12756	6.80	192	187499	6046	6710	47.40	52.60
12	26	2014	6	14	12752	6.80	193	187499	6227	6525	48.83	51.17
4	24	2014	5	8	12751	6.80	194	187499	6480	6271	50.82	49.18
4	1	2014	3	16	12745	6.80	195	187499	5571	7174	43.71	56.29
2	25	2014	3	17	12743	6.80	196	187499	5871	6872	46.07	53.93
9	6	2014	7	12	12739	6.79	197	187499	6025	6714	47.30	52.70
4	28	2014	2	16	12736	6.79	198	187499	5588	7148	43.88	56.12
12	27	2014	7	14	12735	6.79	199	187499	6399	6336	50.25	49.75
3	24	2014	2	17	12733	6.79	200	187499	5870	6863	46.10	53.90



AADT= 24127 K 30 FACTOR= 10.76 K 100 FACTOR= 10.14 K 200 FACTOR= 9.59 D 30 FACTOR= 58.63



MO	DY	YR	DAY OF WK	HR	HR VOL	PERCENT OF AADT	HOUR NUMBER	AADT	EAST VOLUME	WEST VOLUME	PERCENT EAST IS OF TOTAL VOLUME	PERCENT WEST IS OF TOTAL VOLUME
10	10	2014	6	17	2772	11.49	1	24127	1265	1507	45.63	54.37
10	3	2014	6	17	2744	11.37	2	24127	1231	1513	44.86	55.14
8	8	2014	6	17	2741	11.36	3	24127	1223	1518	44.62	55.38
8	8	2014	6	16	2713	11.24	4	24127	1205	1508	44.42	55.58
8	15	2014	6	17	2711	11.24	5	24127	1320	1391	48.69	51.31
5	23	2014	6	16	2702	11.20	6	24127	1328	1374	49.15	50.85
10	3	2014	6	16	2697	11.18	7	24127	1228	1469	45.53	54.47
8	15	2014	6	16	2669	11.06	8	24127	1259	1410	47.17	52.83
7	3	2014	5	16	2667	11.05	9	24127	1174	1493	44.02	55.98
4	25	2014	6	17	2663	11.04	10	24127	1060	1603	39.80	60.20
10	10	2014	6	16	2663	11.04	11	24127	1231	1432	46.23	53.77

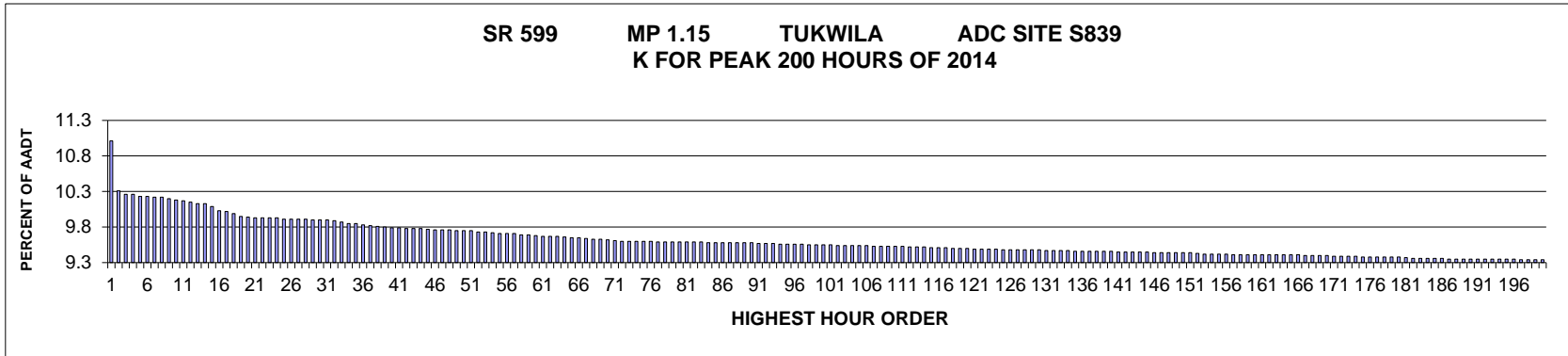
MO	DY	YR	DAY OF WK	HR	HR VOL	PERCENT OF AADT	HOUR NUMBER	AADT	EAST VOLUME	WEST VOLUME	PERCENT EAST IS OF TOTAL VOLUME	PERCENT WEST IS OF TOTAL VOLUME
7	25	2014	6	16	2662	11.03	12	24127	1171	1491	43.99	56.01
5	30	2014	6	17	2661	11.03	13	24127	1078	1583	40.51	59.49
6	6	2014	6	17	2654	11.00	14	24127	1171	1483	44.12	55.88
8	15	2014	6	18	2646	10.97	15	24127	1226	1420	46.33	53.67
6	20	2014	6	16	2643	10.95	16	24127	1151	1492	43.55	56.45
7	3	2014	5	18	2642	10.95	17	24127	1181	1461	44.70	55.30
7	3	2014	5	17	2633	10.91	18	24127	1143	1490	43.41	56.59
6	20	2014	6	17	2621	10.86	19	24127	1098	1523	41.89	58.11
8	22	2014	6	17	2620	10.86	20	24127	1059	1561	40.42	59.58
8	22	2014	6	16	2617	10.85	21	24127	1123	1494	42.91	57.09
11	26	2014	4	15	2616	10.84	22	24127	1158	1458	44.27	55.73
5	23	2014	6	17	2614	10.83	23	24127	1276	1338	48.81	51.19
6	6	2014	6	16	2608	10.81	24	24127	1117	1491	42.83	57.17
6	27	2014	6	15	2606	10.80	25	24127	1263	1343	48.47	51.53
7	18	2014	6	16	2604	10.79	26	24127	1138	1466	43.70	56.30
9	26	2014	6	16	2604	10.79	27	24127	1102	1502	42.32	57.68
5	16	2014	6	17	2603	10.79	28	24127	1086	1517	41.72	58.28
8	8	2014	6	18	2601	10.78	29	24127	1110	1491	42.68	57.32
9	26	2014	6	17	2596	10.76	30	24127	1074	1522	41.37	58.63
8	29	2014	6	15	2593	10.75	31	24127	1296	1297	49.98	50.02
9	19	2014	6	16	2591	10.74	32	24127	1058	1533	40.83	59.17
8	29	2014	6	16	2590	10.73	33	24127	1223	1367	47.22	52.78
5	23	2014	6	18	2586	10.72	34	24127	1335	1251	51.62	48.38
7	25	2014	6	17	2585	10.71	35	24127	1065	1520	41.20	58.80
10	24	2014	6	17	2582	10.70	36	24127	1038	1544	40.20	59.80
3	14	2014	6	17	2581	10.70	37	24127	963	1618	37.31	62.69
5	2	2014	6	17	2579	10.69	38	24127	1032	1547	40.02	59.98
6	27	2014	6	17	2576	10.68	39	24127	1060	1516	41.15	58.85
10	10	2014	6	18	2573	10.66	40	24127	1131	1442	43.96	56.04
2	14	2014	6	17	2570	10.65	41	24127	989	1581	38.48	61.52
8	1	2014	6	16	2570	10.65	42	24127	1207	1363	46.96	53.04
7	11	2014	6	16	2566	10.64	43	24127	1123	1443	43.76	56.24
8	17	2014	1	14	2564	10.63	44	24127	1168	1396	45.55	54.45
7	3	2014	5	15	2563	10.62	45	24127	1162	1401	45.34	54.66
8	1	2014	6	17	2560	10.61	46	24127	1142	1418	44.61	55.39
9	19	2014	6	17	2558	10.60	47	24127	1032	1526	40.34	59.66
11	26	2014	4	16	2557	10.60	48	24127	1199	1358	46.89	53.11
6	6	2014	6	18	2554	10.59	49	24127	1109	1445	43.42	56.58
8	8	2014	6	15	2549	10.56	50	24127	1135	1414	44.53	55.47
4	11	2014	6	17	2546	10.55	51	24127	956	1590	37.55	62.45
9	12	2014	6	18	2546	10.55	52	24127	1098	1448	43.13	56.87

MO	DY	YR	DAY OF WK	HR	HR VOL	PERCENT OF AADT	HOUR NUMBER	AADT	EAST VOLUME	WEST VOLUME	PERCENT EAST IS OF TOTAL VOLUME	PERCENT WEST IS OF TOTAL VOLUME
4	25	2014	6	16	2545	10.55	53	24127	1002	1543	39.37	60.63
9	12	2014	6	17	2542	10.54	54	24127	1022	1520	40.20	59.80
8	29	2014	6	17	2539	10.52	55	24127	1079	1460	42.50	57.50
5	22	2014	5	17	2538	10.52	56	24127	1025	1513	40.39	59.61
5	16	2014	6	16	2536	10.51	57	24127	1000	1536	39.43	60.57
8	1	2014	6	18	2536	10.51	58	24127	1100	1436	43.38	56.62
10	24	2014	6	16	2536	10.51	59	24127	1025	1511	40.42	59.58
7	25	2014	6	18	2534	10.50	60	24127	1065	1469	42.03	57.97
8	22	2014	6	18	2533	10.50	61	24127	995	1538	39.28	60.72
9	19	2014	6	18	2533	10.50	62	24127	1104	1429	43.58	56.42
7	31	2014	5	16	2531	10.49	63	24127	1073	1458	42.39	57.61
6	13	2014	6	17	2529	10.48	64	24127	1201	1328	47.49	52.51
8	3	2014	1	13	2527	10.47	65	24127	1283	1244	50.77	49.23
5	16	2014	6	18	2520	10.44	66	24127	1006	1514	39.92	60.08
3	28	2014	6	17	2519	10.44	67	24127	969	1550	38.47	61.53
6	13	2014	6	18	2513	10.42	68	24127	1210	1303	48.15	51.85
7	18	2014	6	17	2511	10.41	69	24127	1055	1456	42.02	57.98
7	11	2014	6	18	2510	10.40	70	24127	1065	1445	42.43	57.57
2	28	2014	6	17	2509	10.40	71	24127	948	1561	37.78	62.22
4	25	2014	6	18	2506	10.39	72	24127	969	1537	38.67	61.33
4	4	2014	6	17	2504	10.38	73	24127	978	1526	39.06	60.94
3	21	2014	6	17	2503	10.37	74	24127	929	1574	37.12	62.88
8	22	2014	6	15	2501	10.37	75	24127	1088	1413	43.50	56.50
7	11	2014	6	15	2500	10.36	76	24127	1071	1429	42.84	57.16
8	10	2014	1	13	2500	10.36	77	24127	1195	1305	47.80	52.20
5	9	2014	6	18	2496	10.35	78	24127	1004	1492	40.22	59.78
9	26	2014	6	18	2496	10.35	79	24127	1067	1429	42.75	57.25
4	18	2014	6	17	2489	10.32	80	24127	939	1550	37.73	62.27
5	2	2014	6	16	2488	10.31	81	24127	1015	1473	40.80	59.20
8	1	2014	6	15	2488	10.31	82	24127	1166	1322	46.86	53.14
6	20	2014	6	18	2484	10.30	83	24127	972	1512	39.13	60.87
7	11	2014	6	17	2480	10.28	84	24127	1051	1429	42.38	57.62
5	22	2014	5	16	2479	10.27	85	24127	962	1517	38.81	61.19
6	27	2014	6	18	2476	10.26	86	24127	1021	1455	41.24	58.76
8	3	2014	1	14	2471	10.24	87	24127	1167	1304	47.23	52.77
10	3	2014	6	18	2470	10.24	88	24127	1016	1454	41.13	58.87
5	2	2014	6	18	2469	10.23	89	24127	1037	1432	42.00	58.00
8	3	2014	1	15	2467	10.23	90	24127	1134	1333	45.97	54.03
5	9	2014	6	16	2465	10.22	91	24127	970	1495	39.35	60.65
9	12	2014	6	16	2465	10.22	92	24127	997	1468	40.45	59.55
7	18	2014	6	15	2464	10.21	93	24127	1015	1449	41.19	58.81

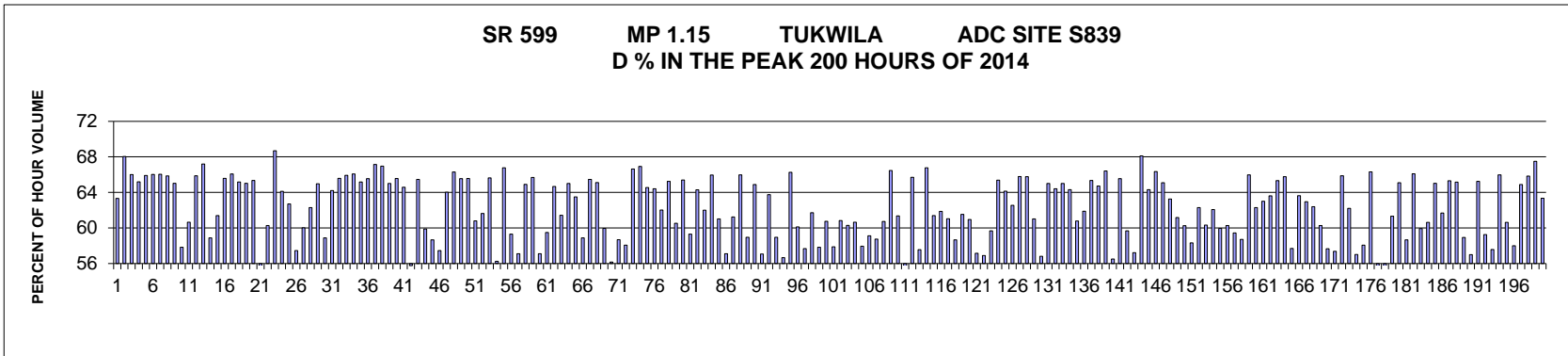
MO	DY	YR	DAY OF WK	HR	HR VOL	PERCENT OF AADT	HOUR NUMBER	AADT	EAST VOLUME	WEST VOLUME	PERCENT EAST IS OF TOTAL VOLUME	PERCENT WEST IS OF TOTAL VOLUME
8	17	2014	1	13	2461	10.20	94	24127	1236	1225	50.22	49.78
6	27	2014	6	16	2458	10.19	95	24127	1077	1381	43.82	56.18
8	17	2014	1	15	2457	10.18	96	24127	1099	1358	44.73	55.27
2	14	2014	6	16	2455	10.18	97	24127	1039	1416	42.32	57.68
8	10	2014	1	14	2455	10.18	98	24127	1139	1316	46.40	53.60
10	10	2014	6	15	2451	10.16	99	24127	1155	1296	47.12	52.88
7	25	2014	6	15	2446	10.14	100	24127	1060	1386	43.34	56.66
5	9	2014	6	17	2445	10.13	101	24127	1069	1376	43.72	56.28
6	6	2014	6	15	2445	10.13	102	24127	1112	1333	45.48	54.52
7	31	2014	5	17	2444	10.13	103	24127	1001	1443	40.96	59.04
8	15	2014	6	15	2444	10.13	104	24127	1164	1280	47.63	52.37
6	13	2014	6	16	2440	10.11	105	24127	1146	1294	46.97	53.03
11	7	2014	6	17	2439	10.11	106	24127	959	1480	39.32	60.68
3	28	2014	6	18	2437	10.10	107	24127	934	1503	38.33	61.67
7	27	2014	1	14	2436	10.10	108	24127	1130	1306	46.39	53.61
7	18	2014	6	18	2434	10.09	109	24127	933	1501	38.33	61.67
9	19	2014	6	15	2430	10.07	110	24127	1014	1416	41.73	58.27
5	22	2014	5	18	2429	10.07	111	24127	943	1486	38.82	61.18
7	6	2014	1	14	2425	10.05	112	24127	1148	1277	47.34	52.66
7	31	2014	5	18	2425	10.05	113	24127	951	1474	39.22	60.78
9	5	2014	6	16	2425	10.05	114	24127	912	1513	37.61	62.39
9	5	2014	6	17	2425	10.05	115	24127	903	1522	37.24	62.76
8	28	2014	5	17	2423	10.04	116	24127	929	1494	38.34	61.66
9	26	2014	6	15	2423	10.04	117	24127	1081	1342	44.61	55.39
4	4	2014	6	16	2417	10.02	118	24127	962	1455	39.80	60.20
4	11	2014	6	16	2417	10.02	119	24127	952	1465	39.39	60.61
8	14	2014	5	17	2416	10.01	120	24127	914	1502	37.83	62.17
10	31	2014	6	16	2416	10.01	121	24127	843	1573	34.89	65.11
7	6	2014	1	13	2415	10.01	122	24127	1191	1224	49.32	50.68
8	28	2014	5	18	2415	10.01	123	24127	843	1572	34.91	65.09
10	17	2014	6	17	2415	10.01	124	24127	1056	1359	43.73	56.27
10	31	2014	6	17	2413	10.00	125	24127	891	1522	36.92	63.08
3	7	2014	6	17	2411	9.99	126	24127	898	1513	37.25	62.75
8	10	2014	1	15	2410	9.99	127	24127	1087	1323	45.10	54.90
10	9	2014	5	17	2408	9.98	128	24127	882	1526	36.63	63.37
10	24	2014	6	18	2407	9.98	129	24127	981	1426	40.76	59.24
5	23	2014	6	15	2403	9.96	130	24127	1134	1269	47.19	52.81
11	7	2014	6	16	2401	9.95	131	24127	956	1445	39.82	60.18
6	26	2014	5	17	2400	9.95	132	24127	888	1512	37.00	63.00
8	3	2014	1	16	2400	9.95	133	24127	1046	1354	43.58	56.42
3	21	2014	6	18	2399	9.94	134	24127	887	1512	36.97	63.03

MO	DY	YR	DAY OF WK	HR	HR VOL	PERCENT OF AADT	HOUR NUMBER	AADT	EAST VOLUME	WEST VOLUME	PERCENT EAST IS OF TOTAL VOLUME	PERCENT WEST IS OF TOTAL VOLUME
6	26	2014	5	16	2399	9.94	135	24127	968	1431	40.35	59.65
5	30	2014	6	18	2396	9.93	136	24127	916	1480	38.23	61.77
8	14	2014	5	16	2395	9.93	137	24127	923	1472	38.54	61.46
7	27	2014	1	15	2389	9.90	138	24127	1042	1347	43.62	56.38
9	12	2014	6	15	2389	9.90	139	24127	969	1420	40.56	59.44
5	30	2014	6	16	2388	9.90	140	24127	896	1492	37.52	62.48
8	9	2014	7	13	2388	9.90	141	24127	1439	949	60.26	39.74
4	18	2014	6	16	2384	9.88	142	24127	926	1458	38.84	61.16
7	6	2014	1	15	2384	9.88	143	24127	1059	1325	44.42	55.58
11	7	2014	6	18	2384	9.88	144	24127	948	1436	39.77	60.23
8	1	2014	6	14	2383	9.88	145	24127	1173	1210	49.22	50.78
6	19	2014	5	17	2381	9.87	146	24127	840	1541	35.28	64.72
8	7	2014	5	18	2380	9.86	147	24127	844	1536	35.46	64.54
1	24	2014	6	17	2379	9.86	148	24127	860	1519	36.15	63.85
8	17	2014	1	16	2377	9.85	149	24127	1001	1376	42.11	57.89
7	27	2014	1	16	2376	9.85	150	24127	986	1390	41.50	58.50
10	19	2014	1	16	2376	9.85	151	24127	938	1438	39.48	60.52
10	3	2014	6	15	2373	9.84	152	24127	1135	1238	47.83	52.17
3	14	2014	6	18	2371	9.83	153	24127	899	1472	37.92	62.08
11	14	2014	6	17	2371	9.83	154	24127	858	1513	36.19	63.81
8	7	2014	5	17	2367	9.81	155	24127	805	1562	34.01	65.99
5	9	2014	6	15	2366	9.81	156	24127	1065	1301	45.01	54.99
8	17	2014	1	12	2364	9.80	157	24127	1295	1069	54.78	45.22
7	20	2014	1	14	2361	9.79	158	24127	1060	1301	44.90	55.10
8	10	2014	1	16	2361	9.79	159	24127	988	1373	41.85	58.15
11	26	2014	4	17	2361	9.79	160	24127	986	1375	41.76	58.24
8	29	2014	6	18	2359	9.78	161	24127	1107	1252	46.93	53.07
5	29	2014	5	17	2358	9.77	162	24127	761	1597	32.27	67.73
8	8	2014	6	14	2358	9.77	163	24127	1166	1192	49.45	50.55
5	15	2014	5	17	2356	9.76	164	24127	752	1604	31.92	68.08
8	24	2014	1	16	2355	9.76	165	24127	948	1407	40.25	59.75
6	19	2014	5	16	2354	9.76	166	24127	866	1488	36.79	63.21
6	26	2014	5	18	2354	9.76	167	24127	887	1467	37.68	62.32
7	24	2014	5	17	2352	9.75	168	24127	824	1528	35.03	64.97
8	15	2014	6	14	2352	9.75	169	24127	1260	1092	53.57	46.43
7	17	2014	5	17	2350	9.74	170	24127	857	1493	36.47	63.53
7	20	2014	1	15	2350	9.74	171	24127	1013	1337	43.11	56.89
7	24	2014	5	16	2350	9.74	172	24127	870	1480	37.02	62.98
8	13	2014	4	17	2350	9.74	173	24127	761	1589	32.38	67.62
6	13	2014	6	19	2348	9.73	174	24127	1082	1266	46.08	53.92
7	10	2014	5	17	2347	9.73	175	24127	855	1492	36.43	63.57

MO	DY	YR	DAY OF WK	HR	HR VOL	PERCENT OF AADT	HOUR NUMBER	AADT	EAST VOLUME	WEST VOLUME	PERCENT EAST IS OF TOTAL VOLUME	PERCENT WEST IS OF TOTAL VOLUME
8	24	2014	1	17	2346	9.72	176	24127	882	1464	37.60	62.40
8	21	2014	5	17	2342	9.71	177	24127	809	1533	34.54	65.46
6	13	2014	6	15	2341	9.70	178	24127	1091	1250	46.60	53.40
1	17	2014	6	17	2339	9.69	179	24127	924	1415	39.50	60.50
7	3	2014	5	14	2337	9.69	180	24127	1181	1156	50.53	49.47
7	17	2014	5	18	2335	9.68	181	24127	830	1505	35.55	64.45
7	27	2014	1	13	2334	9.67	182	24127	1127	1207	48.29	51.71
8	3	2014	1	17	2331	9.66	183	24127	960	1371	41.18	58.82
6	24	2014	3	17	2330	9.66	184	24127	776	1554	33.30	66.70
7	31	2014	5	15	2330	9.66	185	24127	1030	1300	44.21	55.79
8	20	2014	4	17	2330	9.66	186	24127	786	1544	33.73	66.27
10	17	2014	6	16	2330	9.66	187	24127	974	1356	41.80	58.20
8	21	2014	5	16	2329	9.65	188	24127	870	1459	37.36	62.64
3	27	2014	5	17	2327	9.64	189	24127	777	1550	33.39	66.61
7	17	2014	5	16	2323	9.63	190	24127	851	1472	36.63	63.37
8	1	2014	6	19	2322	9.62	191	24127	946	1376	40.74	59.26
12	19	2014	6	16	2322	9.62	192	24127	879	1443	37.86	62.14
3	28	2014	6	16	2320	9.62	193	24127	951	1369	40.99	59.01
8	6	2014	4	17	2319	9.61	194	24127	761	1558	32.82	67.18
6	20	2014	6	15	2318	9.61	195	24127	1004	1314	43.31	56.69
7	13	2014	1	14	2318	9.61	196	24127	1020	1298	44.00	56.00
6	19	2014	5	18	2317	9.60	197	24127	776	1541	33.49	66.51
10	9	2014	5	18	2317	9.60	198	24127	811	1506	35.00	65.00
10	10	2014	6	14	2317	9.60	199	24127	1301	1016	56.15	43.85
1	31	2014	6	17	2314	9.59	200	24127	847	1467	36.60	63.40



AADT= 41765 K 30 FACTOR= 9.90 K 100 FACTOR= 9.55 K 200 FACTOR= 9.34 D 30 FACTOR= 58.88



MO	DY	YR	DAY OF WK	HR	HR VOL	PERCENT OF AADT	HOUR NUMBER	AADT	NORTH VOLUME	SOUTH VOLUME	PERCENT NORTH IS OF TOTAL VOLUME	PERCENT SOUTH IS OF TOTAL VOLUME
8	27	2014	4	15	4600	11.01	1	41765	1687	2913	36.67	63.33
10	23	2014	5	16	4307	10.31	2	41765	1376	2931	31.95	68.05
10	1	2014	4	8	4285	10.26	3	41765	2828	1457	66.00	34.00
11	3	2014	2	8	4284	10.26	4	41765	2793	1491	65.20	34.80
10	8	2014	4	8	4274	10.23	5	41765	2817	1457	65.91	34.09
8	27	2014	4	16	4273	10.23	6	41765	1452	2821	33.98	66.02
10	30	2014	5	8	4270	10.22	7	41765	2820	1450	66.04	33.96
12	11	2014	5	8	4270	10.22	8	41765	2812	1458	65.85	34.15
11	19	2014	4	8	4260	10.20	9	41765	2770	1490	65.02	34.98
10	1	2014	4	15	4250	10.18	10	41765	1792	2458	42.16	57.84
7	22	2014	3	16	4249	10.17	11	41765	1672	2577	39.35	60.65

MO	DY	YR	DAY OF WK	HR	HR VOL	PERCENT OF AADT	HOUR NUMBER	AADT	NORTH VOLUME	SOUTH VOLUME	PERCENT NORTH IS OF TOTAL VOLUME	PERCENT SOUTH IS OF TOTAL VOLUME
11	5	2014	4	8	4238	10.15	12	41765	2792	1446	65.88	34.12
7	22	2014	3	8	4230	10.13	13	41765	2842	1388	67.19	32.81
10	6	2014	2	17	4229	10.13	14	41765	1739	2490	41.12	58.88
8	27	2014	4	17	4216	10.09	15	41765	1628	2588	38.61	61.39
10	7	2014	3	8	4188	10.03	16	41765	2747	1441	65.59	34.41
9	16	2014	3	8	4185	10.02	17	41765	2765	1420	66.07	33.93
11	20	2014	5	8	4173	9.99	18	41765	2720	1453	65.18	34.82
11	18	2014	3	8	4154	9.95	19	41765	2701	1453	65.02	34.98
9	10	2014	4	8	4152	9.94	20	41765	2713	1439	65.34	34.66
8	28	2014	5	17	4149	9.93	21	41765	1890	2259	45.55	54.45
9	10	2014	4	17	4149	9.93	22	41765	1648	2501	39.72	60.28
10	15	2014	4	16	4149	9.93	23	41765	1299	2850	31.31	68.69
12	16	2014	3	8	4148	9.93	24	41765	2660	1488	64.13	35.87
9	4	2014	5	15	4140	9.91	25	41765	1544	2596	37.29	62.71
12	11	2014	5	17	4140	9.91	26	41765	1761	2379	42.54	57.46
8	6	2014	4	17	4138	9.91	27	41765	1654	2484	39.97	60.03
7	31	2014	5	15	4137	9.91	28	41765	1560	2577	37.71	62.29
12	15	2014	2	8	4135	9.90	29	41765	2687	1448	64.98	35.02
11	3	2014	2	17	4134	9.90	30	41765	1700	2434	41.12	58.88
11	4	2014	3	8	4133	9.90	31	41765	2654	1479	64.21	35.79
9	23	2014	3	8	4129	9.89	32	41765	2708	1421	65.58	34.42
11	24	2014	2	8	4124	9.87	33	41765	2719	1405	65.93	34.07
11	17	2014	2	8	4114	9.85	34	41765	2718	1396	66.07	33.93
10	14	2014	3	8	4113	9.85	35	41765	2681	1432	65.18	34.82
8	19	2014	3	8	4104	9.83	36	41765	2690	1414	65.55	34.45
9	30	2014	3	8	4102	9.82	37	41765	2754	1348	67.14	32.86
10	9	2014	5	8	4097	9.81	38	41765	2743	1354	66.95	33.05
9	3	2014	4	8	4095	9.80	39	41765	2662	1433	65.01	34.99
11	6	2014	5	8	4090	9.79	40	41765	2682	1408	65.57	34.43
9	11	2014	5	8	4088	9.79	41	41765	2640	1448	64.58	35.42
7	9	2014	4	17	4083	9.78	42	41765	1806	2277	44.23	55.77
9	17	2014	4	8	4083	9.78	43	41765	2673	1410	65.47	34.53
12	16	2014	3	17	4083	9.78	44	41765	1638	2445	40.12	59.88
9	11	2014	5	17	4082	9.77	45	41765	1687	2395	41.33	58.67
6	12	2014	5	17	4077	9.76	46	41765	1734	2343	42.53	57.47
11	13	2014	5	8	4077	9.76	47	41765	2610	1467	64.02	35.98
5	29	2014	5	16	4076	9.76	48	41765	1374	2702	33.71	66.29
11	13	2014	5	16	4073	9.75	49	41765	1403	2670	34.45	65.55
8	27	2014	4	8	4071	9.75	50	41765	2669	1402	65.56	34.44
9	29	2014	2	17	4071	9.75	51	41765	1596	2475	39.20	60.80
8	7	2014	5	16	4064	9.73	52	41765	1559	2505	38.36	61.64

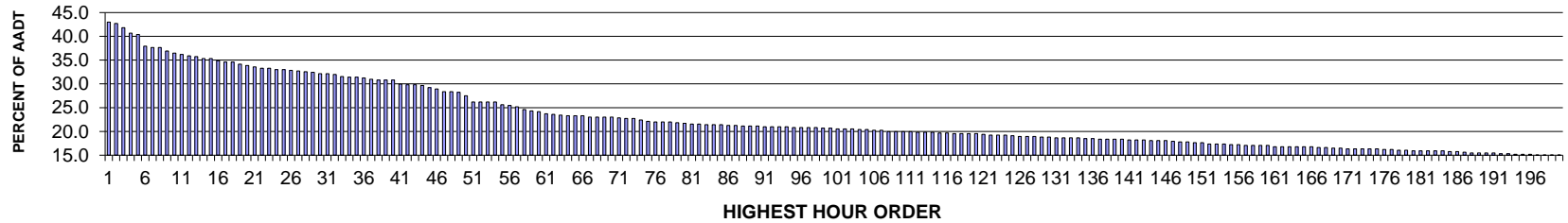
MO	DY	YR	DAY OF WK	HR	HR VOL	PERCENT OF AADT	HOUR NUMBER	AADT	NORTH VOLUME	SOUTH VOLUME	PERCENT NORTH IS OF TOTAL VOLUME	PERCENT SOUTH IS OF TOTAL VOLUME
5	28	2014	4	8	4063	9.73	53	41765	2667	1396	65.64	34.36
12	4	2014	5	17	4058	9.72	54	41765	1775	2283	43.74	56.26
8	26	2014	3	8	4057	9.71	55	41765	2709	1348	66.77	33.23
12	9	2014	3	16	4055	9.71	56	41765	1650	2405	40.69	59.31
12	10	2014	4	17	4055	9.71	57	41765	1739	2316	42.89	57.11
9	9	2014	3	8	4046	9.69	58	41765	2626	1420	64.90	35.10
10	23	2014	5	15	4046	9.69	59	41765	1388	2658	34.31	65.69
11	25	2014	3	17	4043	9.68	60	41765	1734	2309	42.89	57.11
11	13	2014	5	17	4040	9.67	61	41765	1636	2404	40.50	59.50
12	9	2014	3	8	4038	9.67	62	41765	2611	1427	64.66	35.34
6	4	2014	4	17	4037	9.67	63	41765	1557	2480	38.57	61.43
12	18	2014	5	8	4036	9.66	64	41765	2624	1412	65.01	34.99
10	15	2014	4	17	4032	9.65	65	41765	1472	2560	36.51	63.49
12	9	2014	3	17	4030	9.65	66	41765	1657	2373	41.12	58.88
9	4	2014	5	8	4028	9.64	67	41765	2637	1391	65.47	34.53
10	21	2014	3	8	4024	9.63	68	41765	2620	1404	65.11	34.89
10	2	2014	5	17	4022	9.63	69	41765	1611	2411	40.05	59.95
12	12	2014	6	17	4019	9.62	70	41765	1761	2258	43.82	56.18
7	9	2014	4	16	4014	9.61	71	41765	1658	2356	41.31	58.69
10	30	2014	5	17	4011	9.60	72	41765	1682	2329	41.93	58.07
7	30	2014	4	8	4010	9.60	73	41765	2672	1338	66.63	33.37
12	10	2014	4	8	4010	9.60	74	41765	2684	1326	66.93	33.07
1	15	2014	4	8	4009	9.60	75	41765	2588	1421	64.55	35.45
11	12	2014	4	8	4009	9.60	76	41765	2582	1427	64.41	35.59
9	4	2014	5	16	4007	9.59	77	41765	1522	2485	37.98	62.02
10	2	2014	5	8	4007	9.59	78	41765	2614	1393	65.24	34.76
10	7	2014	3	17	4006	9.59	79	41765	1581	2425	39.47	60.53
11	10	2014	2	8	4006	9.59	80	41765	2620	1386	65.40	34.60
12	2	2014	3	17	4006	9.59	81	41765	1630	2376	40.69	59.31
5	21	2014	4	8	4005	9.59	82	41765	2575	1430	64.29	35.71
10	23	2014	5	17	4004	9.59	83	41765	1521	2483	37.99	62.01
12	4	2014	5	8	4001	9.58	84	41765	2639	1362	65.96	34.04
7	24	2014	5	16	4000	9.58	85	41765	1559	2441	38.98	61.03
7	31	2014	5	17	4000	9.58	86	41765	1716	2284	42.90	57.10
9	16	2014	3	17	3999	9.58	87	41765	1550	2449	38.76	61.24
10	16	2014	5	8	3999	9.58	88	41765	2638	1361	65.97	34.03
11	5	2014	4	17	3999	9.58	89	41765	1641	2358	41.04	58.96
12	3	2014	4	8	3999	9.58	90	41765	2595	1404	64.89	35.11
12	19	2014	6	17	3998	9.57	91	41765	1716	2282	42.92	57.08
2	26	2014	4	8	3995	9.57	92	41765	2547	1448	63.75	36.25
12	17	2014	4	17	3995	9.57	93	41765	1640	2355	41.05	58.95

MO	DY	YR	DAY OF WK	HR	HR VOL	PERCENT OF AADT	HOUR NUMBER	AADT	NORTH VOLUME	SOUTH VOLUME	PERCENT NORTH IS OF TOTAL VOLUME	PERCENT SOUTH IS OF TOTAL VOLUME
8	20	2014	4	17	3994	9.56	94	41765	1731	2263	43.34	56.66
9	29	2014	2	8	3994	9.56	95	41765	2647	1347	66.27	33.73
6	11	2014	4	17	3993	9.56	96	41765	1592	2401	39.87	60.13
10	16	2014	5	17	3993	9.56	97	41765	1690	2303	42.32	57.68
5	29	2014	5	17	3989	9.55	98	41765	1527	2462	38.28	61.72
12	18	2014	5	17	3989	9.55	99	41765	1682	2307	42.17	57.83
12	15	2014	2	17	3988	9.55	100	41765	1565	2423	39.24	60.76
11	20	2014	5	17	3987	9.55	101	41765	1679	2308	42.11	57.89
4	1	2014	3	17	3986	9.54	102	41765	1561	2425	39.16	60.84
7	31	2014	5	16	3986	9.54	103	41765	1583	2403	39.71	60.29
9	23	2014	3	17	3985	9.54	104	41765	1568	2417	39.35	60.65
6	24	2014	3	17	3983	9.54	105	41765	1675	2308	42.05	57.95
8	12	2014	3	17	3983	9.54	106	41765	1628	2355	40.87	59.13
9	4	2014	5	17	3982	9.53	107	41765	1642	2340	41.24	58.76
9	17	2014	4	17	3981	9.53	108	41765	1563	2418	39.26	60.74
12	1	2014	2	8	3981	9.53	109	41765	2646	1335	66.47	33.53
9	25	2014	5	17	3980	9.53	110	41765	1538	2442	38.64	61.36
8	7	2014	5	17	3979	9.53	111	41765	1766	2213	44.38	55.62
9	25	2014	5	8	3977	9.52	112	41765	2613	1364	65.70	34.30
4	16	2014	4	17	3975	9.52	113	41765	1687	2288	42.44	57.56
10	21	2014	3	16	3975	9.52	114	41765	1321	2654	33.23	66.77
8	13	2014	4	16	3972	9.51	115	41765	1533	2439	38.60	61.40
9	30	2014	3	17	3971	9.51	116	41765	1514	2457	38.13	61.87
10	1	2014	4	17	3971	9.51	117	41765	1547	2424	38.96	61.04
9	9	2014	3	17	3968	9.50	118	41765	1640	2328	41.33	58.67
9	12	2014	6	15	3968	9.50	119	41765	1526	2442	38.46	61.54
12	18	2014	5	16	3968	9.50	120	41765	1549	2419	39.04	60.96
7	10	2014	5	17	3965	9.49	121	41765	1699	2266	42.85	57.15
10	22	2014	4	17	3964	9.49	122	41765	1708	2256	43.09	56.91
5	6	2014	3	17	3963	9.49	123	41765	1598	2365	40.32	59.68
12	17	2014	4	8	3963	9.49	124	41765	2591	1372	65.38	34.62
5	29	2014	5	8	3960	9.48	125	41765	2540	1420	64.14	35.86
9	22	2014	2	17	3960	9.48	126	41765	1483	2477	37.45	62.55
2	4	2014	3	8	3958	9.48	127	41765	2604	1354	65.79	34.21
2	25	2014	3	8	3958	9.48	128	41765	2603	1355	65.77	34.23
7	22	2014	3	17	3958	9.48	129	41765	1543	2415	38.98	61.02
8	5	2014	3	17	3958	9.48	130	41765	1709	2249	43.18	56.82
5	8	2014	5	8	3957	9.47	131	41765	2572	1385	65.00	35.00
5	20	2014	3	16	3955	9.47	132	41765	1407	2548	35.58	64.42
3	26	2014	4	8	3954	9.47	133	41765	2570	1384	65.00	35.00
9	15	2014	2	8	3954	9.47	134	41765	2543	1411	64.31	35.69

MO	DY	YR	DAY OF WK	HR	HR VOL	PERCENT OF AADT	HOUR NUMBER	AADT	NORTH VOLUME	SOUTH VOLUME	PERCENT NORTH IS OF TOTAL VOLUME	PERCENT SOUTH IS OF TOTAL VOLUME
7	29	2014	3	17	3953	9.46	135	41765	1550	2403	39.21	60.79
10	31	2014	6	16	3953	9.46	136	41765	1507	2446	38.12	61.88
12	19	2014	6	15	3953	9.46	137	41765	1370	2583	34.66	65.34
10	6	2014	2	8	3951	9.46	138	41765	2557	1394	64.72	35.28
1	14	2014	3	8	3949	9.46	139	41765	2623	1326	66.42	33.58
12	5	2014	6	17	3949	9.46	140	41765	1717	2232	43.48	56.52
10	7	2014	3	16	3948	9.45	141	41765	1360	2588	34.45	65.55
3	12	2014	4	17	3947	9.45	142	41765	1591	2356	40.31	59.69
7	24	2014	5	17	3946	9.45	143	41765	1688	2258	42.78	57.22
2	5	2014	4	8	3945	9.45	144	41765	2687	1258	68.11	31.89
9	18	2014	5	8	3945	9.45	145	41765	2537	1408	64.31	35.69
1	23	2014	5	8	3944	9.44	146	41765	2617	1327	66.35	33.65
10	22	2014	4	8	3944	9.44	147	41765	2567	1377	65.09	34.91
11	7	2014	6	8	3944	9.44	148	41765	2495	1449	63.26	36.74
11	19	2014	4	17	3944	9.44	149	41765	1531	2413	38.82	61.18
9	18	2014	5	17	3943	9.44	150	41765	1567	2376	39.74	60.26
7	23	2014	4	17	3942	9.44	151	41765	1643	2299	41.68	58.32
10	21	2014	3	17	3938	9.43	152	41765	1485	2453	37.71	62.29
7	8	2014	3	17	3936	9.42	153	41765	1562	2374	39.68	60.32
10	1	2014	4	16	3936	9.42	154	41765	1493	2443	37.93	62.07
6	17	2014	3	17	3935	9.42	155	41765	1576	2359	40.05	59.95
4	2	2014	4	17	3934	9.42	156	41765	1563	2371	39.73	60.27
3	26	2014	4	17	3932	9.41	157	41765	1595	2337	40.56	59.44
8	19	2014	3	17	3932	9.41	158	41765	1623	2309	41.28	58.72
10	13	2014	2	8	3932	9.41	159	41765	2594	1338	65.97	34.03
6	3	2014	3	17	3931	9.41	160	41765	1482	2449	37.70	62.30
7	10	2014	5	16	3931	9.41	161	41765	1454	2477	36.99	63.01
8	5	2014	3	16	3931	9.41	162	41765	1430	2501	36.38	63.62
1	21	2014	3	8	3929	9.41	163	41765	2567	1362	65.33	34.67
2	6	2014	5	8	3929	9.41	164	41765	2584	1345	65.77	34.23
6	5	2014	5	17	3929	9.41	165	41765	1662	2267	42.30	57.70
11	14	2014	6	8	3929	9.41	166	41765	2500	1429	63.63	36.37
6	5	2014	5	8	3927	9.40	167	41765	2472	1455	62.95	37.05
6	12	2014	5	16	3927	9.40	168	41765	1477	2450	37.61	62.39
12	3	2014	4	17	3925	9.40	169	41765	1559	2366	39.72	60.28
8	14	2014	5	17	3924	9.40	170	41765	1661	2263	42.33	57.67
8	27	2014	4	18	3923	9.39	171	41765	1672	2251	42.62	57.38
1	28	2014	3	8	3922	9.39	172	41765	2584	1338	65.88	34.12
7	9	2014	4	15	3922	9.39	173	41765	1482	2440	37.79	62.21
1	8	2014	4	17	3921	9.39	174	41765	1685	2236	42.97	57.03
6	16	2014	2	17	3918	9.38	175	41765	1643	2275	41.93	58.07

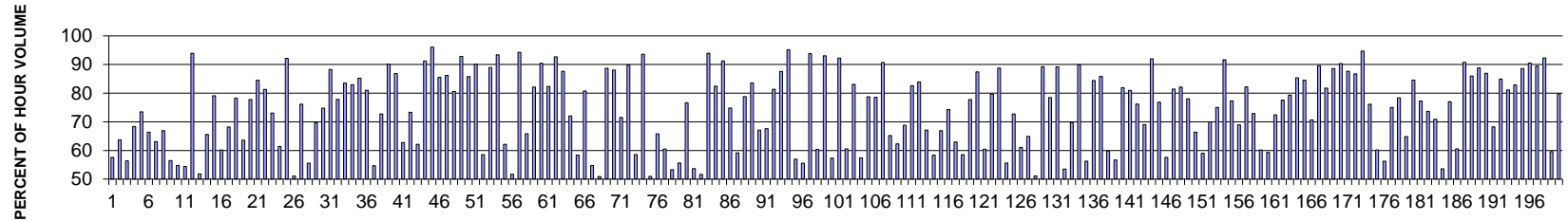
MO	DY	YR	DAY OF WK	HR	HR VOL	PERCENT OF AADT	HOUR NUMBER	AADT	NORTH VOLUME	SOUTH VOLUME	PERCENT NORTH IS OF TOTAL VOLUME	PERCENT SOUTH IS OF TOTAL VOLUME
8	20	2014	4	8	3918	9.38	176	41765	2598	1320	66.31	33.69
11	14	2014	6	17	3918	9.38	177	41765	1816	2102	46.35	53.65
4	8	2014	3	17	3917	9.38	178	41765	1739	2178	44.40	55.60
7	30	2014	4	16	3917	9.38	179	41765	1515	2402	38.68	61.32
3	27	2014	5	8	3916	9.38	180	41765	2549	1367	65.09	34.91
7	15	2014	3	17	3912	9.37	181	41765	1617	2295	41.33	58.67
2	12	2014	4	8	3911	9.36	182	41765	2585	1326	66.10	33.90
6	25	2014	4	17	3911	9.36	183	41765	1567	2344	40.07	59.93
3	27	2014	5	17	3910	9.36	184	41765	1539	2371	39.36	60.64
2	27	2014	5	8	3908	9.36	185	41765	2541	1367	65.02	34.98
10	14	2014	3	17	3908	9.36	186	41765	1497	2411	38.31	61.69
10	3	2014	6	8	3907	9.35	187	41765	2552	1355	65.32	34.68
6	19	2014	5	8	3906	9.35	188	41765	2545	1361	65.16	34.84
6	26	2014	5	17	3906	9.35	189	41765	1604	2302	41.07	58.93
7	17	2014	5	17	3906	9.35	190	41765	1679	2227	42.99	57.01
1	30	2014	5	8	3905	9.35	191	41765	2548	1357	65.25	34.75
2	11	2014	3	17	3905	9.35	192	41765	1591	2314	40.74	59.26
7	28	2014	2	17	3905	9.35	193	41765	1656	2249	42.41	57.59
10	14	2014	3	16	3905	9.35	194	41765	1329	2576	34.03	65.97
1	29	2014	4	17	3904	9.35	195	41765	1537	2367	39.37	60.63
6	18	2014	4	17	3903	9.35	196	41765	1639	2264	41.99	58.01
4	30	2014	4	8	3902	9.34	197	41765	2532	1370	64.89	35.11
7	10	2014	5	8	3902	9.34	198	41765	2569	1333	65.84	34.16
7	24	2014	5	8	3902	9.34	199	41765	2634	1268	67.50	32.50
8	28	2014	5	15	3901	9.34	200	41765	1430	2471	36.66	63.34

SR 504 MP 19.43 KID VALLEY ADC SITE S840
K FOR PEAK 200 HOURS OF 2014
Recreational Site



AADT= 691 K 30 FACTOR= 32.13 K 100 FACTOR= 20.69 K 200 FACTOR= 15.05 D 100 FACTOR= 57.34

SR 504 MP 19.43 KID VALLEY ADC SITE S840
D % IN THE PEAK 200 HOURS OF 2014



MO	DY	YR	DAY OF WK	HR	HR VOL	PERCENT OF AADT	HOUR NUMBER	AADT	EAST VOLUME	WEST VOLUME	PERCENT EAST IS OF TOTAL VOLUME	PERCENT WEST IS OF TOTAL VOLUME
8	23	2014	7	15	297	42.98	1	691	126	171	42.42	57.58
8	23	2014	7	16	295	42.69	2	691	107	188	36.27	63.73
8	9	2014	7	15	289	41.82	3	691	126	163	43.60	56.40
8	17	2014	1	16	281	40.67	4	691	89	192	31.67	68.33
8	2	2014	7	17	279	40.38	5	691	74	205	26.52	73.48
8	16	2014	7	16	262	37.92	6	691	88	174	33.59	66.41
8	2	2014	7	14	260	37.63	7	691	164	96	63.08	36.92
8	9	2014	7	16	260	37.63	8	691	86	174	33.08	66.92
8	17	2014	1	14	255	36.90	9	691	144	111	56.47	43.53
8	2	2014	7	15	252	36.47	10	691	114	138	45.24	54.76
8	9	2014	7	14	250	36.18	11	691	136	114	54.40	45.60
8	9	2014	7	11	248	35.89	12	691	233	15	93.95	6.05
8	31	2014	1	15	247	35.75	13	691	119	128	48.18	51.82

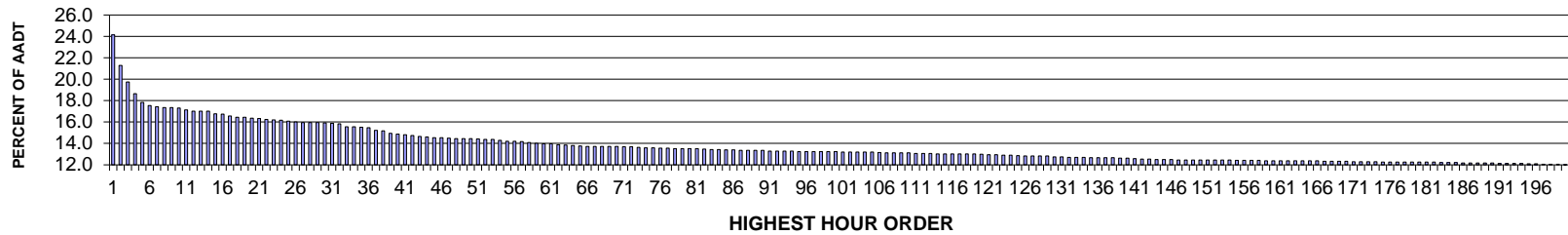
MO	DY	YR	DAY OF WK	HR	HR VOL	PERCENT OF AADT	HOUR NUMBER	AADT	EAST VOLUME	WEST VOLUME	PERCENT EAST IS OF TOTAL VOLUME	PERCENT WEST IS OF TOTAL VOLUME
8	2	2014	7	16	244	35.31	14	691	84	160	34.43	65.57
8	23	2014	7	17	244	35.31	15	691	51	193	20.90	79.10
8	17	2014	1	15	241	34.88	16	691	96	145	39.83	60.17
8	24	2014	1	16	239	34.59	17	691	76	163	31.80	68.20
8	31	2014	1	17	239	34.59	18	691	52	187	21.76	78.24
8	23	2014	7	14	236	34.15	19	691	150	86	63.56	36.44
8	24	2014	1	17	234	33.86	20	691	52	182	22.22	77.78
8	23	2014	7	13	232	33.57	21	691	196	36	84.48	15.52
8	9	2014	7	17	230	33.29	22	691	43	187	18.70	81.30
8	31	2014	1	14	230	33.29	23	691	168	62	73.04	26.96
8	31	2014	1	16	228	33.00	24	691	88	140	38.60	61.40
8	31	2014	1	18	228	33.00	25	691	18	210	7.89	92.11
8	16	2014	7	15	227	32.85	26	691	116	111	51.10	48.90
8	9	2014	7	13	226	32.71	27	691	172	54	76.11	23.89
8	10	2014	1	15	225	32.56	28	691	100	125	44.44	55.56
8	24	2014	1	14	224	32.42	29	691	156	68	69.64	30.36
8	2	2014	7	13	222	32.13	30	691	166	56	74.77	25.23
8	9	2014	7	18	222	32.13	31	691	26	196	11.71	88.29
8	10	2014	1	13	221	31.98	32	691	172	49	77.83	22.17
8	17	2014	1	12	218	31.55	33	691	182	36	83.49	16.51
8	16	2014	7	13	217	31.40	34	691	180	37	82.95	17.05
8	31	2014	1	13	217	31.40	35	691	185	32	85.25	14.75
8	16	2014	7	17	216	31.26	36	691	41	175	18.98	81.02
8	10	2014	1	14	214	30.97	37	691	117	97	54.67	45.33
8	10	2014	1	16	213	30.82	38	691	58	155	27.23	72.77
8	16	2014	7	18	213	30.82	39	691	21	192	9.86	90.14
8	17	2014	1	13	213	30.82	40	691	185	28	86.85	13.15
8	16	2014	7	14	207	29.96	41	691	130	77	62.80	37.20
8	23	2014	7	18	206	29.81	42	691	55	151	26.70	73.30
8	24	2014	1	15	206	29.81	43	691	78	128	37.86	62.14
8	2	2014	7	12	205	29.67	44	691	187	18	91.22	8.78
8	16	2014	7	12	202	29.23	45	691	194	8	96.04	3.96
8	10	2014	1	17	200	28.94	46	691	29	171	14.50	85.50
8	2	2014	7	18	196	28.36	47	691	27	169	13.78	86.22
8	17	2014	1	17	196	28.36	48	691	38	158	19.39	80.61
8	9	2014	7	12	195	28.22	49	691	181	14	92.82	7.18
8	24	2014	1	13	190	27.50	50	691	163	27	85.79	14.21
8	10	2014	1	12	181	26.19	51	691	163	18	90.06	9.94
8	18	2014	2	15	181	26.19	52	691	75	106	41.44	58.56
8	23	2014	7	12	181	26.19	53	691	161	20	88.95	11.05
8	31	2014	1	12	181	26.19	54	691	169	12	93.37	6.63
8	1	2014	6	13	177	25.62	55	691	110	67	62.15	37.85
10	5	2014	1	15	176	25.47	56	691	91	85	51.70	48.30
8	9	2014	7	19	174	25.18	57	691	10	164	5.75	94.25
10	5	2014	1	16	170	24.60	58	691	58	112	34.12	65.88
8	17	2014	1	18	168	24.31	59	691	30	138	17.86	82.14
8	24	2014	1	12	167	24.17	60	691	151	16	90.42	9.58
8	23	2014	7	19	164	23.73	61	691	29	135	17.68	82.32

MO	DY	YR	DAY OF WK	HR	HR VOL	PERCENT OF AADT	HOUR NUMBER	AADT	EAST VOLUME	WEST VOLUME	PERCENT EAST IS OF TOTAL VOLUME	PERCENT WEST IS OF TOTAL VOLUME
8	2	2014	7	11	163	23.59	62	691	151	12	92.64	7.36
8	16	2014	7	19	162	23.44	63	691	20	142	12.35	87.65
8	7	2014	5	16	161	23.30	64	691	45	116	27.95	72.05
8	22	2014	6	15	161	23.30	65	691	67	94	41.61	58.39
8	25	2014	2	13	161	23.30	66	691	130	31	80.75	19.25
8	6	2014	4	15	159	23.01	67	691	72	87	45.28	54.72
8	7	2014	5	15	159	23.01	68	691	78	81	49.06	50.94
8	10	2014	1	18	159	23.01	69	691	18	141	11.32	88.68
8	24	2014	1	18	159	23.01	70	691	19	140	11.95	88.05
8	22	2014	6	17	158	22.87	71	691	45	113	28.48	71.52
8	15	2014	6	17	157	22.72	72	691	16	141	10.19	89.81
8	30	2014	7	15	157	22.72	73	691	65	92	41.40	58.60
8	2	2014	7	19	155	22.43	74	691	10	145	6.45	93.55
8	15	2014	6	14	153	22.14	75	691	78	75	50.98	49.02
8	8	2014	6	16	152	22.00	76	691	52	100	34.21	65.79
8	21	2014	5	15	152	22.00	77	691	60	92	39.47	60.53
8	30	2014	7	14	152	22.00	78	691	81	71	53.29	46.71
8	11	2014	2	14	151	21.85	79	691	84	67	55.63	44.37
8	6	2014	4	16	150	21.71	80	691	35	115	23.33	76.67
8	8	2014	6	15	149	21.56	81	691	69	80	46.31	53.69
8	15	2014	6	15	149	21.56	82	691	77	72	51.68	48.32
8	16	2014	7	11	148	21.42	83	691	139	9	93.92	6.08
8	18	2014	2	17	148	21.42	84	691	26	122	17.57	82.43
8	24	2014	1	19	148	21.42	85	691	13	135	8.78	91.22
8	18	2014	2	16	147	21.27	86	691	37	110	25.17	74.83
8	25	2014	2	15	147	21.27	87	691	60	87	40.82	59.18
8	6	2014	4	13	146	21.13	88	691	115	31	78.77	21.23
8	11	2014	2	17	146	21.13	89	691	24	122	16.44	83.56
8	15	2014	6	16	146	21.13	90	691	48	98	32.88	67.12
8	11	2014	2	15	145	20.98	91	691	47	98	32.41	67.59
8	19	2014	3	13	145	20.98	92	691	118	27	81.38	18.62
8	22	2014	6	12	145	20.98	93	691	127	18	87.59	12.41
8	31	2014	1	19	145	20.98	94	691	7	138	4.83	95.17
8	1	2014	6	14	144	20.84	95	691	82	62	56.94	43.06
8	7	2014	5	14	144	20.84	96	691	80	64	55.56	44.44
8	23	2014	7	11	144	20.84	97	691	135	9	93.75	6.25
10	5	2014	1	14	144	20.84	98	691	87	57	60.42	39.58
8	24	2014	1	11	143	20.69	99	691	133	10	93.01	6.99
8	30	2014	7	16	143	20.69	100	691	61	82	42.66	57.34
8	10	2014	1	11	142	20.55	101	691	131	11	92.25	7.75
8	27	2014	4	15	142	20.55	102	691	56	86	39.44	60.56
10	5	2014	1	17	142	20.55	103	691	24	118	16.90	83.10
8	1	2014	6	15	141	20.41	104	691	60	81	42.55	57.45
8	18	2014	2	13	141	20.41	105	691	111	30	78.72	21.28
8	8	2014	6	17	140	20.26	106	691	30	110	21.43	78.57
8	17	2014	1	19	140	20.26	107	691	13	127	9.29	90.71
8	1	2014	6	16	138	19.97	108	691	48	90	34.78	65.22
8	8	2014	6	14	138	19.97	109	691	86	52	62.32	37.68

MO	DY	YR	DAY OF WK	HR	HR VOL	PERCENT OF AADT	HOUR NUMBER	AADT	EAST VOLUME	WEST VOLUME	PERCENT EAST IS OF TOTAL VOLUME	PERCENT WEST IS OF TOTAL VOLUME
8	22	2014	6	16	138	19.97	110	691	43	95	31.16	68.84
8	25	2014	2	17	138	19.97	111	691	24	114	17.39	82.61
8	12	2014	3	17	137	19.83	112	691	22	115	16.06	83.94
8	22	2014	6	18	137	19.83	113	691	45	92	32.85	67.15
8	25	2014	2	14	137	19.83	114	691	80	57	58.39	41.61
8	19	2014	3	15	136	19.68	115	691	45	91	33.09	66.91
10	5	2014	1	13	136	19.68	116	691	101	35	74.26	25.74
8	12	2014	3	15	135	19.54	117	691	50	85	37.04	62.96
8	18	2014	2	14	135	19.54	118	691	79	56	58.52	41.48
8	22	2014	6	13	135	19.54	119	691	105	30	77.78	22.22
8	25	2014	2	12	135	19.54	120	691	118	17	87.41	12.59
8	6	2014	4	14	134	19.39	121	691	81	53	60.45	39.55
8	7	2014	5	13	133	19.25	122	691	106	27	79.70	20.30
8	11	2014	2	12	133	19.25	123	691	118	15	88.72	11.28
8	21	2014	5	14	133	19.25	124	691	74	59	55.64	44.36
8	25	2014	2	16	132	19.10	125	691	36	96	27.27	72.73
8	14	2014	5	15	131	18.96	126	691	51	80	38.93	61.07
8	20	2014	4	16	131	18.96	127	691	46	85	35.11	64.89
10	19	2014	1	15	131	18.96	128	691	64	67	48.85	51.15
8	1	2014	6	12	130	18.81	129	691	116	14	89.23	10.77
8	6	2014	4	17	130	18.81	130	691	28	102	21.54	78.46
8	18	2014	2	12	129	18.67	131	691	115	14	89.15	10.85
8	19	2014	3	14	129	18.67	132	691	69	60	53.49	46.51
8	30	2014	7	17	129	18.67	133	691	39	90	30.23	69.77
8	31	2014	1	11	129	18.67	134	691	116	13	89.92	10.08
8	14	2014	5	14	128	18.52	135	691	72	56	56.25	43.75
8	25	2014	2	18	128	18.52	136	691	20	108	15.63	84.38
8	8	2014	6	12	127	18.38	137	691	109	18	85.83	14.17
8	26	2014	3	14	127	18.38	138	691	51	76	40.16	59.84
8	28	2014	5	15	127	18.38	139	691	55	72	43.31	56.69
10	19	2014	1	17	127	18.38	140	691	23	104	18.11	81.89
8	1	2014	6	17	126	18.23	141	691	24	102	19.05	80.95
8	8	2014	6	18	126	18.23	142	691	30	96	23.81	76.19
8	27	2014	4	16	126	18.23	143	691	39	87	30.95	69.05
8	7	2014	5	12	125	18.09	144	691	115	10	92.00	8.00
8	15	2014	6	13	125	18.09	145	691	96	29	76.80	23.20
8	22	2014	6	14	125	18.09	146	691	72	53	57.60	42.40
8	27	2014	4	17	124	17.95	147	691	23	101	18.55	81.45
8	7	2014	5	17	123	17.80	148	691	22	101	17.89	82.11
8	11	2014	2	13	123	17.80	149	691	96	27	78.05	21.95
8	14	2014	5	13	122	17.66	150	691	81	41	66.39	33.61
8	28	2014	5	14	122	17.66	151	691	72	50	59.02	40.98
8	14	2014	5	16	120	17.37	152	691	36	84	30.00	70.00
8	21	2014	5	16	120	17.37	153	691	30	90	25.00	75.00
10	5	2014	1	18	120	17.37	154	691	10	110	8.33	91.67
8	12	2014	3	16	119	17.22	155	691	27	92	22.69	77.31
8	26	2014	3	16	119	17.22	156	691	37	82	31.09	68.91
8	14	2014	5	12	118	17.08	157	691	97	21	82.20	17.80

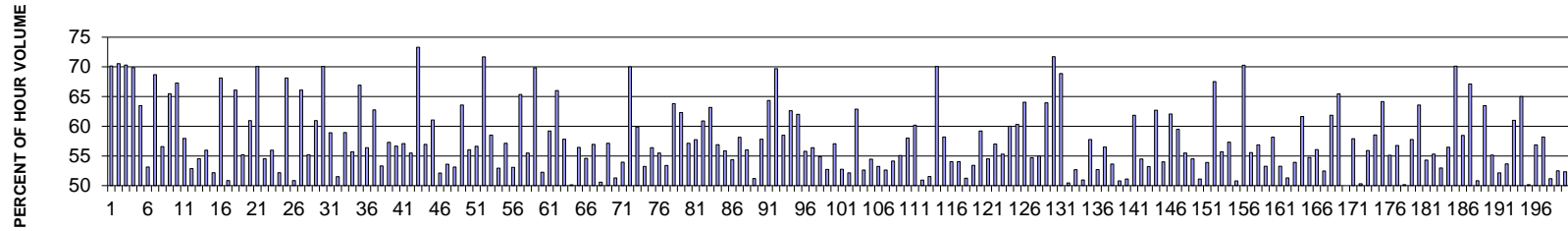
MO	DY	YR	DAY OF WK	HR	HR VOL	PERCENT OF AADT	HOUR NUMBER	AADT	EAST VOLUME	WEST VOLUME	PERCENT EAST IS OF TOTAL VOLUME	PERCENT WEST IS OF TOTAL VOLUME
8	19	2014	3	16	118	17.08	158	691	32	86	27.12	72.88
8	20	2014	4	15	118	17.08	159	691	47	71	39.83	60.17
8	29	2014	6	14	118	17.08	160	691	70	48	59.32	40.68
8	11	2014	2	16	116	16.79	161	691	32	84	27.59	72.41
8	13	2014	4	13	116	16.79	162	691	90	26	77.59	22.41
8	14	2014	5	17	116	16.79	163	691	24	92	20.69	79.31
8	19	2014	3	17	116	16.79	164	691	17	99	14.66	85.34
8	26	2014	3	12	116	16.79	165	691	98	18	84.48	15.52
10	19	2014	1	16	116	16.79	166	691	34	82	29.31	70.69
8	6	2014	4	12	115	16.64	167	691	103	12	89.57	10.43
10	5	2014	1	12	115	16.64	168	691	94	21	81.74	18.26
8	15	2014	6	12	114	16.50	169	691	101	13	88.60	11.40
8	19	2014	3	12	114	16.50	170	691	103	11	90.35	9.65
8	7	2014	5	18	113	16.35	171	691	14	99	12.39	87.61
8	10	2014	1	19	113	16.35	172	691	15	98	13.27	86.73
8	17	2014	1	11	113	16.35	173	691	107	6	94.69	5.31
10	3	2014	6	16	113	16.35	174	691	27	86	23.89	76.11
10	19	2014	1	14	113	16.35	175	691	68	45	60.18	39.82
8	12	2014	3	14	112	16.21	176	691	63	49	56.25	43.75
8	30	2014	7	18	112	16.21	177	691	28	84	25.00	75.00
8	8	2014	6	13	111	16.06	178	691	87	24	78.38	21.62
8	29	2014	6	16	111	16.06	179	691	39	72	35.14	64.86
8	13	2014	4	17	110	15.92	180	691	17	93	15.45	84.55
8	20	2014	4	13	110	15.92	181	691	85	25	77.27	22.73
8	21	2014	5	13	110	15.92	182	691	81	29	73.64	26.36
8	27	2014	4	13	110	15.92	183	691	78	32	70.91	29.09
10	3	2014	6	14	110	15.92	184	691	51	59	46.36	53.64
8	28	2014	5	16	109	15.77	185	691	25	84	22.94	77.06
8	29	2014	6	15	109	15.77	186	691	43	66	39.45	60.55
8	8	2014	6	11	108	15.63	187	691	98	10	90.74	9.26
8	20	2014	4	17	107	15.48	188	691	15	92	14.02	85.98
8	21	2014	5	11	107	15.48	189	691	95	12	88.79	11.21
8	27	2014	4	12	107	15.48	190	691	93	14	86.92	13.08
10	19	2014	1	13	107	15.48	191	691	73	34	68.22	31.78
8	12	2014	3	13	106	15.34	192	691	90	16	84.91	15.09
8	21	2014	5	17	106	15.34	193	691	20	86	18.87	81.13
8	19	2014	3	18	105	15.20	194	691	18	87	17.14	82.86
8	20	2014	4	12	105	15.20	195	691	93	12	88.57	11.43
8	30	2014	7	12	105	15.20	196	691	95	10	90.48	9.52
8	1	2014	6	19	104	15.05	197	691	11	93	10.58	89.42
8	11	2014	2	11	104	15.05	198	691	96	8	92.31	7.69
8	27	2014	4	14	104	15.05	199	691	62	42	59.62	40.38
8	30	2014	7	13	104	15.05	200	691	83	21	79.81	20.19

**SR 401 MP 0.15 ASTORIA/MEGLER ADC SITE S841E
K FOR PEAK 200 HOURS OF 2014**



AADT= 2457 K 30 FACTOR= 15.91 K 100 FACTOR= 13.23 K 200 FACTOR= 12.01 D 30 FACTOR= 70.07

**SR 401 MP 0.15 ASTORIA/MEGLER ADC SITE S841E
D % IN THE PEAK 200 HOURS OF 2014**



MO	DY	YR	DAY OF WK	HR	HR VOL	PERCENT OF AADT	HOUR NUMBER	AADT	NORTH VOLUME	SOUTH VOLUME	PERCENT NORTH IS OF TOTAL VOLUME	PERCENT SOUTH IS OF TOTAL VOLUME
7	6	2014	1	14	593	24.14	1	2457	416	177	70.15	29.85
7	6	2014	1	13	523	21.29	2	2457	369	154	70.55	29.45
7	6	2014	1	15	485	19.74	3	2457	341	144	70.31	29.69
9	7	2014	1	14	458	18.64	4	2457	320	138	69.87	30.13
9	7	2014	1	13	438	17.83	5	2457	278	160	63.47	36.53
8	10	2014	1	14	431	17.54	6	2457	229	202	53.13	46.87
9	7	2014	1	15	428	17.42	7	2457	294	134	68.69	31.31
7	27	2014	1	15	426	17.34	8	2457	241	185	56.57	43.43
9	1	2014	2	13	426	17.34	9	2457	279	147	65.49	34.51
9	1	2014	2	14	425	17.30	10	2457	286	139	67.29	32.71
8	17	2014	1	15	421	17.13	11	2457	244	177	57.96	42.04

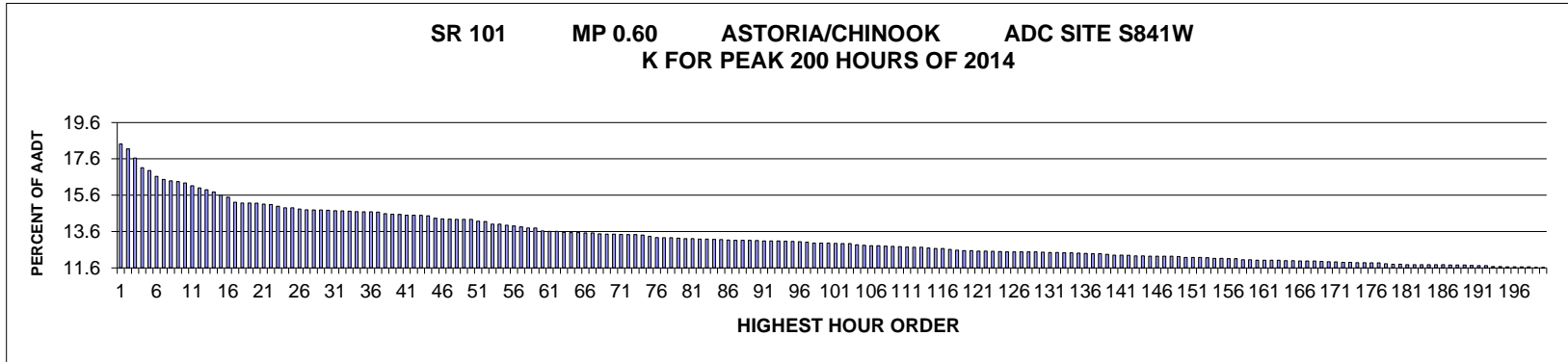
MO	DY	YR	DAY OF WK	HR	HR VOL	PERCENT OF AADT	HOUR NUMBER	AADT	NORTH VOLUME	SOUTH VOLUME	PERCENT NORTH IS OF TOTAL VOLUME	PERCENT SOUTH IS OF TOTAL VOLUME
7	27	2014	1	13	418	17.01	12	2457	221	197	52.87	47.13
8	17	2014	1	13	418	17.01	13	2457	228	190	54.55	45.45
8	24	2014	1	15	418	17.01	14	2457	234	184	55.98	44.02
8	3	2014	1	13	412	16.77	15	2457	197	215	47.82	52.18
9	7	2014	1	16	411	16.73	16	2457	280	131	68.13	31.87
8	10	2014	1	13	407	16.56	17	2457	207	200	50.86	49.14
7	6	2014	1	12	404	16.44	18	2457	267	137	66.09	33.91
8	17	2014	1	14	404	16.44	19	2457	223	181	55.20	44.80
8	10	2014	1	15	402	16.36	20	2457	245	157	60.95	39.05
9	1	2014	2	15	401	16.32	21	2457	281	120	70.07	29.93
8	3	2014	1	16	399	16.24	22	2457	235	164	58.90	41.10
8	9	2014	7	13	398	16.20	23	2457	193	205	48.49	51.51
7	27	2014	1	14	397	16.16	24	2457	234	163	58.94	41.06
8	3	2014	1	15	395	16.08	25	2457	220	175	55.70	44.30
9	1	2014	2	12	393	16.00	26	2457	263	130	66.92	33.08
7	26	2014	7	13	392	15.95	27	2457	171	221	43.62	56.38
8	10	2014	1	17	392	15.95	28	2457	246	146	62.76	37.24
8	24	2014	1	13	392	15.95	29	2457	209	183	53.32	46.68
8	24	2014	1	16	391	15.91	30	2457	224	167	57.29	42.71
8	17	2014	1	16	390	15.87	31	2457	221	169	56.67	43.33
8	3	2014	1	14	389	15.83	32	2457	222	167	57.07	42.93
8	24	2014	1	14	382	15.55	33	2457	212	170	55.50	44.50
9	7	2014	1	17	382	15.55	34	2457	280	102	73.30	26.70
8	10	2014	1	16	381	15.51	35	2457	217	164	56.96	43.04
8	17	2014	1	17	380	15.47	36	2457	232	148	61.05	38.95
8	1	2014	6	14	374	15.22	37	2457	179	195	47.86	52.14
8	9	2014	7	16	373	15.18	38	2457	200	173	53.62	46.38
7	13	2014	1	14	367	14.94	39	2457	172	195	46.87	53.13
7	26	2014	7	15	365	14.86	40	2457	133	232	36.44	63.56
7	20	2014	1	14	364	14.81	41	2457	204	160	56.04	43.96
8	29	2014	6	15	362	14.73	42	2457	157	205	43.37	56.63
5	26	2014	2	13	360	14.65	43	2457	258	102	71.67	28.33
8	29	2014	6	17	359	14.61	44	2457	149	210	41.50	58.50
7	26	2014	7	14	357	14.53	45	2457	189	168	52.94	47.06
8	15	2014	6	14	357	14.53	46	2457	153	204	42.86	57.14
7	20	2014	1	13	356	14.49	47	2457	189	167	53.09	46.91
7	6	2014	1	16	355	14.45	48	2457	232	123	65.35	34.65
8	31	2014	1	15	355	14.45	49	2457	197	158	55.49	44.51
9	1	2014	2	16	355	14.45	50	2457	248	107	69.86	30.14
7	13	2014	1	15	354	14.41	51	2457	169	185	47.74	52.26
6	22	2014	1	14	353	14.37	52	2457	209	144	59.21	40.79

MO	DY	YR	DAY OF WK	HR	HR VOL	PERCENT OF AADT	HOUR NUMBER	AADT	NORTH VOLUME	SOUTH VOLUME	PERCENT NORTH IS OF TOTAL VOLUME	PERCENT SOUTH IS OF TOTAL VOLUME
9	5	2014	6	14	353	14.37	53	2457	120	233	33.99	66.01
8	24	2014	1	17	351	14.29	54	2457	203	148	57.83	42.17
8	22	2014	6	15	349	14.20	55	2457	175	174	50.14	49.86
8	29	2014	6	13	349	14.20	56	2457	152	197	43.55	56.45
8	29	2014	6	16	348	14.16	57	2457	158	190	45.40	54.60
8	29	2014	6	14	346	14.08	58	2457	149	197	43.06	56.94
8	28	2014	5	16	344	14.00	59	2457	170	174	49.42	50.58
7	13	2014	1	16	343	13.96	60	2457	196	147	57.14	42.86
8	31	2014	1	14	343	13.96	61	2457	176	167	51.31	48.69
8	4	2014	2	15	341	13.88	62	2457	157	184	46.04	53.96
5	26	2014	2	14	340	13.84	63	2457	238	102	70.00	30.00
7	26	2014	7	16	339	13.80	64	2457	136	203	40.12	59.88
7	5	2014	7	15	338	13.76	65	2457	158	180	46.75	53.25
8	10	2014	1	12	337	13.72	66	2457	190	147	56.38	43.62
8	15	2014	6	16	337	13.72	67	2457	150	187	44.51	55.49
8	15	2014	6	17	337	13.72	68	2457	180	157	53.41	46.59
9	1	2014	2	17	337	13.72	69	2457	215	122	63.80	36.20
9	14	2014	1	14	337	13.72	70	2457	210	127	62.31	37.69
7	20	2014	1	16	336	13.68	71	2457	192	144	57.14	42.86
8	1	2014	6	13	336	13.68	72	2457	142	194	42.26	57.74
8	23	2014	7	13	335	13.63	73	2457	131	204	39.10	60.90
6	22	2014	1	13	334	13.59	74	2457	211	123	63.17	36.83
7	3	2014	5	17	334	13.59	75	2457	144	190	43.11	56.89
7	11	2014	6	13	333	13.55	76	2457	147	186	44.14	55.86
8	31	2014	1	13	333	13.55	77	2457	152	181	45.65	54.35
7	5	2014	7	13	332	13.51	78	2457	139	193	41.87	58.13
8	3	2014	1	12	332	13.51	79	2457	186	146	56.02	43.98
8	17	2014	1	12	332	13.51	80	2457	170	162	51.20	48.80
9	7	2014	1	12	332	13.51	81	2457	192	140	57.83	42.17
8	17	2014	1	18	331	13.47	82	2457	213	118	64.35	35.65
7	6	2014	1	17	330	13.43	83	2457	230	100	69.70	30.30
7	27	2014	1	16	330	13.43	84	2457	193	137	58.48	41.52
7	25	2014	6	10	329	13.39	85	2457	206	123	62.61	37.39
9	21	2014	1	14	329	13.39	86	2457	204	125	62.01	37.99
8	8	2014	6	14	328	13.35	87	2457	145	183	44.21	55.79
8	16	2014	7	14	328	13.35	88	2457	143	185	43.60	56.40
8	23	2014	7	14	328	13.35	89	2457	148	180	45.12	54.88
9	5	2014	6	15	328	13.35	90	2457	155	173	47.26	52.74
7	3	2014	5	14	326	13.27	91	2457	140	186	42.94	57.06
7	26	2014	7	12	326	13.27	92	2457	154	172	47.24	52.76
8	23	2014	7	16	326	13.27	93	2457	170	156	52.15	47.85

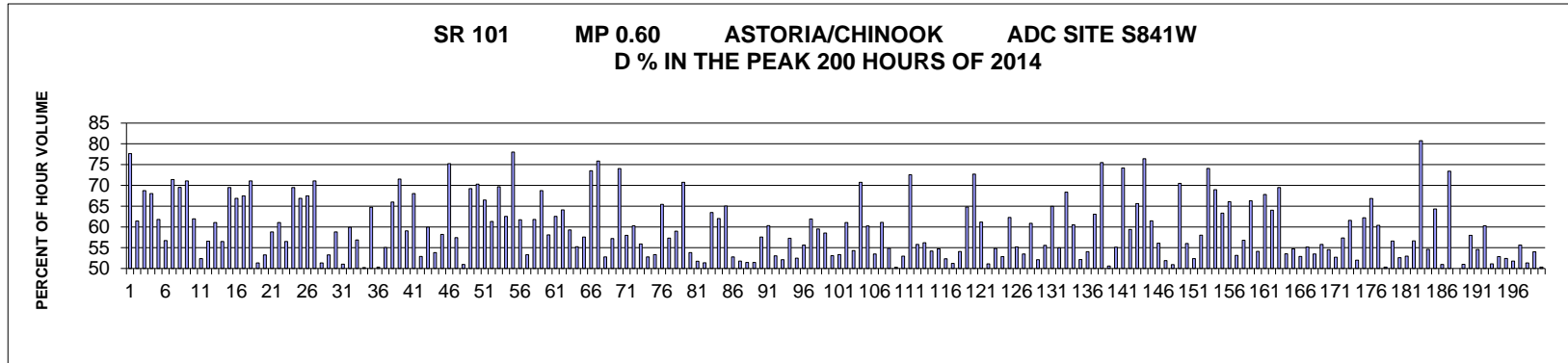
MO	DY	YR	DAY OF WK	HR	HR VOL	PERCENT OF AADT	HOUR NUMBER	AADT	NORTH VOLUME	SOUTH VOLUME	PERCENT NORTH IS OF TOTAL VOLUME	PERCENT SOUTH IS OF TOTAL VOLUME
8	31	2014	1	16	326	13.27	94	2457	205	121	62.88	37.12
7	13	2014	1	13	325	13.23	95	2457	154	171	47.38	52.62
8	1	2014	6	15	325	13.23	96	2457	148	177	45.54	54.46
8	8	2014	6	17	325	13.23	97	2457	152	173	46.77	53.23
8	18	2014	2	15	325	13.23	98	2457	154	171	47.38	52.62
8	23	2014	7	15	325	13.23	99	2457	149	176	45.85	54.15
8	25	2014	2	16	325	13.23	100	2457	146	179	44.92	55.08
5	24	2014	7	15	324	13.19	101	2457	136	188	41.98	58.02
7	6	2014	1	11	324	13.19	102	2457	195	129	60.19	39.81
7	25	2014	6	11	324	13.19	103	2457	165	159	50.93	49.07
7	25	2014	6	12	324	13.19	104	2457	157	167	48.46	51.54
9	7	2014	1	18	324	13.19	105	2457	227	97	70.06	29.94
8	2	2014	7	13	323	13.15	106	2457	135	188	41.80	58.20
8	8	2014	6	16	322	13.11	107	2457	148	174	45.96	54.04
8	11	2014	2	13	322	13.11	108	2457	148	174	45.96	54.04
8	18	2014	2	17	322	13.11	109	2457	165	157	51.24	48.76
8	22	2014	6	13	322	13.11	110	2457	150	172	46.58	53.42
7	28	2014	2	14	321	13.06	111	2457	131	190	40.81	59.19
8	22	2014	6	16	321	13.06	112	2457	175	146	54.52	45.48
8	24	2014	1	12	321	13.06	113	2457	183	138	57.01	42.99
8	4	2014	2	17	320	13.02	114	2457	177	143	55.31	44.69
8	15	2014	6	15	320	13.02	115	2457	128	192	40.00	60.00
8	30	2014	7	13	320	13.02	116	2457	127	193	39.69	60.31
9	6	2014	7	12	320	13.02	117	2457	115	205	35.94	64.06
9	6	2014	7	15	320	13.02	118	2457	145	175	45.31	54.69
9	14	2014	1	15	320	13.02	119	2457	176	144	55.00	45.00
8	24	2014	1	18	319	12.98	120	2457	204	115	63.95	36.05
5	26	2014	2	12	318	12.94	121	2457	228	90	71.70	28.30
8	10	2014	1	18	318	12.94	122	2457	219	99	68.87	31.13
8	9	2014	7	14	317	12.90	123	2457	157	160	49.53	50.47
8	25	2014	2	14	317	12.90	124	2457	150	167	47.32	52.68
5	24	2014	7	16	316	12.86	125	2457	161	155	50.95	49.05
7	20	2014	1	17	315	12.82	126	2457	182	133	57.78	42.22
8	16	2014	7	16	315	12.82	127	2457	149	166	47.30	52.70
8	23	2014	7	18	315	12.82	128	2457	178	137	56.51	43.49
9	19	2014	6	15	315	12.82	129	2457	169	146	53.65	46.35
9	5	2014	6	16	313	12.74	130	2457	159	154	50.80	49.20
9	6	2014	7	16	313	12.74	131	2457	160	153	51.12	48.88
6	22	2014	1	15	312	12.70	132	2457	193	119	61.86	38.14
8	9	2014	7	15	312	12.70	133	2457	142	170	45.51	54.49
8	9	2014	7	17	312	12.70	134	2457	166	146	53.21	46.79

MO	DY	YR	DAY OF WK	HR	HR VOL	PERCENT OF AADT	HOUR NUMBER	AADT	NORTH VOLUME	SOUTH VOLUME	PERCENT NORTH IS OF TOTAL VOLUME	PERCENT SOUTH IS OF TOTAL VOLUME
8	30	2014	7	12	311	12.66	135	2457	116	195	37.30	62.70
8	30	2014	7	16	311	12.66	136	2457	143	168	45.98	54.02
9	5	2014	6	13	311	12.66	137	2457	118	193	37.94	62.06
9	6	2014	7	14	311	12.66	138	2457	126	185	40.51	59.49
7	20	2014	1	15	310	12.62	139	2457	172	138	55.48	44.52
9	12	2014	6	16	310	12.62	140	2457	141	169	45.48	54.52
8	4	2014	2	16	309	12.58	141	2457	151	158	48.87	51.13
8	14	2014	5	15	308	12.54	142	2457	142	166	46.10	53.90
9	6	2014	7	13	308	12.54	143	2457	100	208	32.47	67.53
7	25	2014	6	14	307	12.49	144	2457	136	171	44.30	55.70
8	2	2014	7	16	307	12.49	145	2457	131	176	42.67	57.33
8	28	2014	5	15	307	12.49	146	2457	151	156	49.19	50.81
5	26	2014	2	15	306	12.45	147	2457	215	91	70.26	29.74
7	25	2014	6	16	306	12.45	148	2457	136	170	44.44	55.56
7	26	2014	7	17	306	12.45	149	2457	132	174	43.14	56.86
8	1	2014	6	17	306	12.45	150	2457	143	163	46.73	53.27
8	4	2014	2	13	306	12.45	151	2457	128	178	41.83	58.17
8	4	2014	2	14	306	12.45	152	2457	143	163	46.73	53.27
8	19	2014	3	16	306	12.45	153	2457	149	157	48.69	51.31
9	6	2014	7	17	306	12.45	154	2457	165	141	53.92	46.08
6	22	2014	1	17	305	12.41	155	2457	188	117	61.64	38.36
8	1	2014	6	16	305	12.41	156	2457	138	167	45.25	54.75
8	16	2014	7	15	305	12.41	157	2457	134	171	43.93	56.07
8	27	2014	4	15	305	12.41	158	2457	160	145	52.46	47.54
7	3	2014	5	16	304	12.37	159	2457	116	188	38.16	61.84
7	27	2014	1	18	304	12.37	160	2457	199	105	65.46	34.54
8	8	2014	6	13	304	12.37	161	2457	152	152	50.00	50.00
8	23	2014	7	12	304	12.37	162	2457	128	176	42.11	57.89
8	29	2014	6	12	304	12.37	163	2457	153	151	50.33	49.67
8	31	2014	1	17	304	12.37	164	2457	170	134	55.92	44.08
9	14	2014	1	16	304	12.37	165	2457	178	126	58.55	41.45
10	5	2014	1	14	304	12.37	166	2457	195	109	64.14	35.86
7	18	2014	6	14	303	12.33	167	2457	136	167	44.88	55.12
7	21	2014	2	16	303	12.33	168	2457	131	172	43.23	56.77
8	15	2014	6	12	303	12.33	169	2457	152	151	50.17	49.83
8	30	2014	7	15	303	12.33	170	2457	128	175	42.24	57.76
8	2	2014	7	14	302	12.29	171	2457	110	192	36.42	63.58
8	2	2014	7	17	302	12.29	172	2457	138	164	45.70	54.30
8	11	2014	2	15	302	12.29	173	2457	135	167	44.70	55.30
8	25	2014	2	17	302	12.29	174	2457	160	142	52.98	47.02
5	23	2014	6	15	301	12.25	175	2457	131	170	43.52	56.48

MO	DY	YR	DAY OF WK	HR	HR VOL	PERCENT OF AADT	HOUR NUMBER	AADT	NORTH VOLUME	SOUTH VOLUME	PERCENT NORTH IS OF TOTAL VOLUME	PERCENT SOUTH IS OF TOTAL VOLUME
5	24	2014	7	13	301	12.25	176	2457	90	211	29.90	70.10
7	25	2014	6	13	301	12.25	177	2457	125	176	41.53	58.47
8	3	2014	1	17	301	12.25	178	2457	202	99	67.11	32.89
8	7	2014	5	17	301	12.25	179	2457	153	148	50.83	49.17
8	9	2014	7	12	301	12.25	180	2457	110	191	36.54	63.46
8	18	2014	2	16	301	12.25	181	2457	135	166	44.85	55.15
8	20	2014	4	16	301	12.25	182	2457	144	157	47.84	52.16
7	5	2014	7	14	300	12.21	183	2457	139	161	46.33	53.67
8	28	2014	5	13	300	12.21	184	2457	117	183	39.00	61.00
8	30	2014	7	14	300	12.21	185	2457	105	195	35.00	65.00
7	19	2014	7	15	299	12.17	186	2457	149	150	49.83	50.17
8	11	2014	2	12	299	12.17	187	2457	129	170	43.14	56.86
8	16	2014	7	13	299	12.17	188	2457	125	174	41.81	58.19
8	23	2014	7	17	299	12.17	189	2457	153	146	51.17	48.83
8	26	2014	3	14	299	12.17	190	2457	142	157	47.49	52.51
7	31	2014	5	15	298	12.13	191	2457	142	156	47.65	52.35
8	11	2014	2	14	298	12.13	192	2457	142	156	47.65	52.35
8	26	2014	3	16	298	12.13	193	2457	151	147	50.67	49.33
9	13	2014	7	13	298	12.13	194	2457	105	193	35.23	64.77
7	27	2014	1	17	297	12.09	195	2457	164	133	55.22	44.78
8	7	2014	5	16	297	12.09	196	2457	146	151	49.16	50.84
7	18	2014	6	16	296	12.05	197	2457	151	145	51.01	48.99
8	6	2014	4	17	296	12.05	198	2457	146	150	49.32	50.68
8	21	2014	5	16	296	12.05	199	2457	132	164	44.59	55.41
7	25	2014	6	15	295	12.01	200	2457	118	177	40.00	60.00



AADT= 5944 K 30 FACTOR= 14.77 K 100 FACTOR= 12.97 K 200 FACTOR= 11.63 D 30 FACTOR= 58.80



MO	DY	YR	DAY OF WK	HR	HR VOL	PERCENT OF AADT	HOUR NUMBER	AADT	NORTH VOLUME	SOUTH VOLUME	PERCENT NORTH IS OF TOTAL VOLUME	PERCENT SOUTH IS OF TOTAL VOLUME
7	6	2014	1	12	1095	18.42	1	5944	850	245	77.63	22.37
7	5	2014	7	13	1079	18.15	2	5944	663	416	61.45	38.55
7	6	2014	1	14	1049	17.65	3	5944	721	328	68.73	31.27
7	6	2014	1	15	1017	17.11	4	5944	692	325	68.04	31.96
7	5	2014	7	14	1008	16.96	5	5944	623	385	61.81	38.19
7	5	2014	7	15	989	16.64	6	5944	561	428	56.72	43.28
9	7	2014	1	13	979	16.47	7	5944	699	280	71.40	28.60
7	6	2014	1	13	974	16.39	8	5944	677	297	69.51	30.49
9	7	2014	1	14	972	16.35	9	5944	691	281	71.09	28.91
7	5	2014	7	12	967	16.27	10	5944	599	368	61.94	38.06
9	6	2014	7	16	958	16.12	11	5944	456	502	47.60	52.40

MO	DY	YR	DAY OF WK	HR	HR VOL	PERCENT OF AADT	HOUR NUMBER	AADT	NORTH VOLUME	SOUTH VOLUME	PERCENT NORTH IS OF TOTAL VOLUME	PERCENT SOUTH IS OF TOTAL VOLUME
9	6	2014	7	15	951	16.00	12	5944	413	538	43.43	56.57
8	17	2014	1	13	945	15.90	13	5944	577	368	61.06	38.94
8	17	2014	1	14	938	15.78	14	5944	530	408	56.50	43.50
7	3	2014	5	17	927	15.60	15	5944	283	644	30.53	69.47
7	3	2014	5	16	921	15.49	16	5944	305	616	33.12	66.88
7	3	2014	5	15	904	15.21	17	5944	294	610	32.52	67.48
7	4	2014	6	13	902	15.17	18	5944	261	641	28.94	71.06
8	17	2014	1	15	902	15.17	19	5944	463	439	51.33	48.67
7	5	2014	7	16	901	15.16	20	5944	480	421	53.27	46.73
8	10	2014	1	13	898	15.11	21	5944	528	370	58.80	41.20
8	31	2014	1	14	897	15.09	22	5944	458	439	51.06	48.94
7	3	2014	5	14	891	14.99	23	5944	357	534	40.07	59.93
8	3	2014	1	14	886	14.91	24	5944	504	382	56.88	43.12
9	6	2014	7	17	886	14.91	25	5944	445	441	50.23	49.77
9	6	2014	7	13	882	14.84	26	5944	311	571	35.26	64.74
8	17	2014	1	16	880	14.80	27	5944	437	443	49.66	50.34
8	23	2014	7	16	879	14.79	28	5944	484	395	55.06	44.94
9	5	2014	6	15	879	14.79	29	5944	299	580	34.02	65.98
9	7	2014	1	15	878	14.77	30	5944	628	250	71.53	28.47
8	24	2014	1	14	877	14.75	31	5944	518	359	59.06	40.94
9	7	2014	1	16	876	14.74	32	5944	596	280	68.04	31.96
8	10	2014	1	15	875	14.72	33	5944	463	412	52.91	47.09
8	22	2014	6	16	874	14.70	34	5944	350	524	40.05	59.95
5	25	2014	1	14	873	14.69	35	5944	470	403	53.84	46.16
9	6	2014	7	14	873	14.69	36	5944	365	508	41.81	58.19
9	7	2014	1	12	872	14.67	37	5944	656	216	75.23	24.77
7	3	2014	5	13	867	14.59	38	5944	369	498	42.56	57.44
8	31	2014	1	15	865	14.55	39	5944	424	441	49.02	50.98
9	1	2014	2	12	864	14.54	40	5944	598	266	69.21	30.79
7	3	2014	5	18	862	14.50	41	5944	256	606	29.70	70.30
8	24	2014	1	13	862	14.50	42	5944	573	289	66.47	33.53
9	6	2014	7	12	861	14.49	43	5944	333	528	38.68	61.32
9	1	2014	2	13	860	14.47	44	5944	599	261	69.65	30.35
8	29	2014	6	17	852	14.33	45	5944	319	533	37.44	62.56
7	6	2014	1	11	850	14.30	46	5944	663	187	78.00	22.00
8	15	2014	6	16	849	14.28	47	5944	325	524	38.28	61.72
8	22	2014	6	17	848	14.27	48	5944	396	452	46.70	53.30
8	29	2014	6	16	848	14.27	49	5944	324	524	38.21	61.79
9	5	2014	6	16	848	14.27	50	5944	265	583	31.25	68.75
8	24	2014	1	15	842	14.17	51	5944	489	353	58.08	41.92
9	1	2014	2	14	841	14.15	52	5944	526	315	62.54	37.46

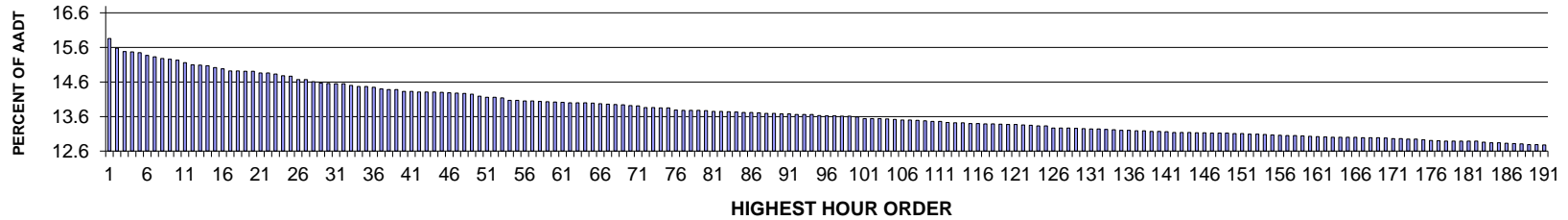
MO	DY	YR	DAY OF WK	HR	HR VOL	PERCENT OF AADT	HOUR NUMBER	AADT	NORTH VOLUME	SOUTH VOLUME	PERCENT NORTH IS OF TOTAL VOLUME	PERCENT SOUTH IS OF TOTAL VOLUME
8	3	2014	1	13	833	14.01	53	5944	534	299	64.11	35.89
8	30	2014	7	15	833	14.01	54	5944	339	494	40.70	59.30
8	31	2014	1	13	829	13.95	55	5944	458	371	55.25	44.75
8	30	2014	7	14	827	13.91	56	5944	351	476	42.44	57.56
7	4	2014	6	15	824	13.86	57	5944	218	606	26.46	73.54
7	3	2014	5	19	820	13.80	58	5944	198	622	24.15	75.85
8	22	2014	6	15	820	13.80	59	5944	387	433	47.20	52.80
8	1	2014	6	14	811	13.64	60	5944	347	464	42.79	57.21
7	4	2014	6	14	809	13.61	61	5944	210	599	25.96	74.04
8	24	2014	1	17	809	13.61	62	5944	469	340	57.97	42.03
8	8	2014	6	16	806	13.56	63	5944	320	486	39.70	60.30
8	24	2014	1	16	805	13.54	64	5944	450	355	55.90	44.10
8	30	2014	7	12	805	13.54	65	5944	425	380	52.80	47.20
7	3	2014	5	12	804	13.53	66	5944	375	429	46.64	53.36
8	17	2014	1	12	804	13.53	67	5944	526	278	65.42	34.58
9	6	2014	7	18	801	13.48	68	5944	459	342	57.30	42.70
8	23	2014	7	17	800	13.46	69	5944	472	328	59.00	41.00
9	7	2014	1	17	800	13.46	70	5944	566	234	70.75	29.25
8	23	2014	7	13	799	13.44	71	5944	369	430	46.18	53.82
5	25	2014	1	15	798	13.43	72	5944	385	413	48.25	51.75
8	31	2014	1	16	798	13.43	73	5944	388	410	48.62	51.38
7	6	2014	1	16	797	13.41	74	5944	506	291	63.49	36.51
8	29	2014	6	15	793	13.34	75	5944	301	492	37.96	62.04
8	15	2014	6	18	789	13.27	76	5944	276	513	34.98	65.02
8	15	2014	6	14	788	13.26	77	5944	372	416	47.21	52.79
8	23	2014	7	15	788	13.26	78	5944	408	380	51.78	48.22
8	2	2014	7	13	787	13.24	79	5944	382	405	48.54	51.46
8	16	2014	7	17	785	13.21	80	5944	381	404	48.54	51.46
8	23	2014	7	18	785	13.21	81	5944	452	333	57.58	42.42
7	27	2014	1	14	784	13.19	82	5944	473	311	60.33	39.67
8	17	2014	1	17	784	13.19	83	5944	416	368	53.06	46.94
8	22	2014	6	13	783	13.17	84	5944	375	408	47.89	52.11
5	24	2014	7	14	782	13.16	85	5944	334	448	42.71	57.29
8	16	2014	7	13	781	13.14	86	5944	371	410	47.50	52.50
8	21	2014	5	17	780	13.12	87	5944	346	434	44.36	55.64
8	31	2014	1	12	780	13.12	88	5944	483	297	61.92	38.08
9	5	2014	6	13	780	13.12	89	5944	316	464	40.51	59.49
8	15	2014	6	15	779	13.11	90	5944	323	456	41.46	58.54
8	10	2014	1	17	778	13.09	91	5944	413	365	53.08	46.92
8	30	2014	7	13	778	13.09	92	5944	363	415	46.66	53.34
9	5	2014	6	14	778	13.09	93	5944	303	475	38.95	61.05

MO	DY	YR	DAY OF WK	HR	HR VOL	PERCENT OF AADT	HOUR NUMBER	AADT	NORTH VOLUME	SOUTH VOLUME	PERCENT NORTH IS OF TOTAL VOLUME	PERCENT SOUTH IS OF TOTAL VOLUME
8	23	2014	7	14	777	13.07	94	5944	355	422	45.69	54.31
7	4	2014	6	12	776	13.06	95	5944	227	549	29.25	70.75
9	1	2014	2	15	775	13.04	96	5944	467	308	60.26	39.74
8	31	2014	1	17	774	13.02	97	5944	360	414	46.51	53.49
8	1	2014	6	16	771	12.97	98	5944	300	471	38.91	61.09
8	10	2014	1	14	771	12.97	99	5944	423	348	54.86	45.14
8	22	2014	6	14	771	12.97	100	5944	388	383	50.32	49.68
8	9	2014	7	16	770	12.95	101	5944	362	408	47.01	52.99
6	1	2014	1	13	769	12.94	102	5944	558	211	72.56	27.44
10	4	2014	7	14	769	12.94	103	5944	340	429	44.21	55.79
8	30	2014	7	16	765	12.87	104	5944	335	430	43.79	56.21
8	16	2014	7	16	764	12.85	105	5944	350	414	45.81	54.19
7	5	2014	7	17	762	12.82	106	5944	417	345	54.72	45.28
8	23	2014	7	12	762	12.82	107	5944	363	399	47.64	52.36
8	3	2014	1	16	761	12.80	108	5944	390	371	51.25	48.75
8	9	2014	7	17	760	12.79	109	5944	349	411	45.92	54.08
8	10	2014	1	12	759	12.77	110	5944	492	267	64.82	35.18
5	26	2014	2	12	758	12.75	111	5944	551	207	72.69	27.31
7	27	2014	1	13	757	12.74	112	5944	463	294	61.16	38.84
7	27	2014	1	15	757	12.74	113	5944	387	370	51.12	48.88
8	18	2014	2	15	755	12.70	114	5944	341	414	45.17	54.83
8	10	2014	1	16	753	12.67	115	5944	398	355	52.86	47.14
8	15	2014	6	17	753	12.67	116	5944	284	469	37.72	62.28
7	5	2014	7	18	750	12.62	117	5944	414	336	55.20	44.80
8	16	2014	7	14	748	12.58	118	5944	348	400	46.52	53.48
8	8	2014	6	17	746	12.55	119	5944	292	454	39.14	60.86
8	16	2014	7	12	746	12.55	120	5944	389	357	52.14	47.86
7	26	2014	7	13	745	12.53	121	5944	331	414	44.43	55.57
8	29	2014	6	18	745	12.53	122	5944	261	484	35.03	64.97
5	24	2014	7	15	744	12.52	123	5944	335	409	45.03	54.97
8	24	2014	1	12	743	12.50	124	5944	508	235	68.37	31.63
8	1	2014	6	15	742	12.48	125	5944	293	449	39.49	60.51
8	2	2014	7	17	742	12.48	126	5944	355	387	47.84	52.16
8	9	2014	7	14	742	12.48	127	5944	341	401	45.96	54.04
9	5	2014	6	17	742	12.48	128	5944	274	468	36.93	63.07
9	7	2014	1	11	742	12.48	129	5944	560	182	75.47	24.53
5	25	2014	1	16	741	12.47	130	5944	375	366	50.61	49.39
8	16	2014	7	15	740	12.45	131	5944	332	408	44.86	55.14
9	4	2014	5	18	740	12.45	132	5944	191	549	25.81	74.19
5	24	2014	7	13	739	12.43	133	5944	300	439	40.60	59.40
7	27	2014	1	12	739	12.43	134	5944	485	254	65.63	34.37

MO	DY	YR	DAY OF WK	HR	HR VOL	PERCENT OF AADT	HOUR NUMBER	AADT	NORTH VOLUME	SOUTH VOLUME	PERCENT NORTH IS OF TOTAL VOLUME	PERCENT SOUTH IS OF TOTAL VOLUME
4	20	2014	1	14	738	12.42	135	5944	564	174	76.42	23.58
8	22	2014	6	18	737	12.40	136	5944	284	453	38.53	61.47
8	3	2014	1	15	736	12.38	137	5944	413	323	56.11	43.89
8	15	2014	6	13	736	12.38	138	5944	354	382	48.10	51.90
7	27	2014	1	16	734	12.35	139	5944	374	360	50.95	49.05
7	4	2014	6	16	732	12.31	140	5944	216	516	29.51	70.49
7	12	2014	7	15	732	12.31	141	5944	322	410	43.99	56.01
8	20	2014	4	16	731	12.30	142	5944	348	383	47.61	52.39
8	29	2014	6	14	729	12.26	143	5944	306	423	41.98	58.02
9	5	2014	6	18	729	12.26	144	5944	189	540	25.93	74.07
3	30	2014	1	13	728	12.25	145	5944	502	226	68.96	31.04
5	25	2014	1	12	728	12.25	146	5944	461	267	63.32	36.68
7	18	2014	6	16	728	12.25	147	5944	247	481	33.93	66.07
8	21	2014	5	15	728	12.25	148	5944	341	387	46.84	53.16
7	20	2014	1	14	727	12.23	149	5944	413	314	56.81	43.19
8	3	2014	1	12	724	12.18	150	5944	480	244	66.30	33.70
8	26	2014	3	17	724	12.18	151	5944	332	392	45.86	54.14
10	10	2014	6	17	724	12.18	152	5944	233	491	32.18	67.82
8	1	2014	6	17	723	12.16	153	5944	260	463	35.96	64.04
5	26	2014	2	13	721	12.13	154	5944	501	220	69.49	30.51
8	8	2014	6	14	721	12.13	155	5944	335	386	46.46	53.54
7	13	2014	1	16	720	12.11	156	5944	394	326	54.72	45.28
8	2	2014	7	14	720	12.11	157	5944	339	381	47.08	52.92
5	25	2014	1	13	716	12.05	158	5944	395	321	55.17	44.83
9	13	2014	7	13	716	12.05	159	5944	333	383	46.51	53.49
7	13	2014	1	14	715	12.03	160	5944	399	316	55.80	44.20
8	9	2014	7	15	715	12.03	161	5944	325	390	45.45	54.55
8	19	2014	3	16	715	12.03	162	5944	338	377	47.27	52.73
8	28	2014	5	16	715	12.03	163	5944	305	410	42.66	57.34
7	20	2014	1	13	713	12.00	164	5944	439	274	61.57	38.43
8	2	2014	7	16	713	12.00	165	5944	342	371	47.97	52.03
7	11	2014	6	16	712	11.98	166	5944	269	443	37.78	62.22
8	8	2014	6	18	712	11.98	167	5944	236	476	33.15	66.85
9	6	2014	7	11	712	11.98	168	5944	282	430	39.61	60.39
8	18	2014	2	13	711	11.96	169	5944	358	353	50.35	49.65
8	14	2014	5	15	710	11.94	170	5944	308	402	43.38	56.62
8	18	2014	2	16	709	11.93	171	5944	336	373	47.39	52.61
8	20	2014	4	15	708	11.91	172	5944	333	375	47.03	52.97
8	30	2014	7	17	708	11.91	173	5944	307	401	43.36	56.64
7	3	2014	5	20	707	11.89	174	5944	136	571	19.24	80.76
8	11	2014	2	16	707	11.89	175	5944	321	386	45.40	54.60

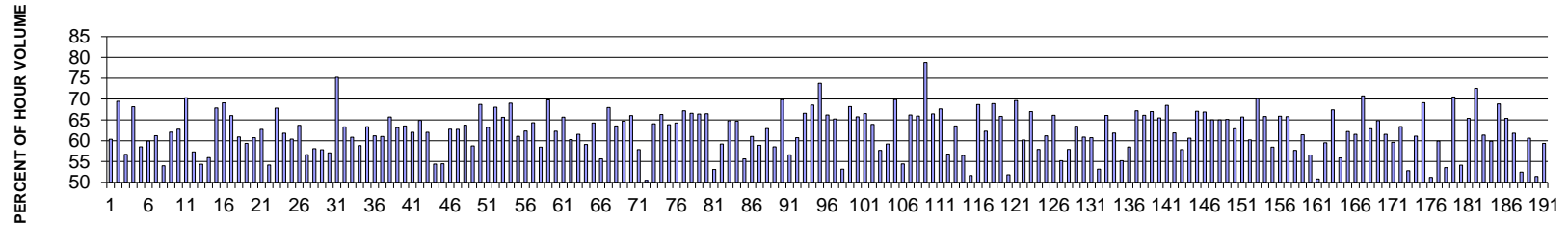
MO	DY	YR	DAY OF WK	HR	HR VOL	PERCENT OF AADT	HOUR NUMBER	AADT	NORTH VOLUME	SOUTH VOLUME	PERCENT NORTH IS OF TOTAL VOLUME	PERCENT SOUTH IS OF TOTAL VOLUME
7	13	2014	1	13	706	11.88	176	5944	454	252	64.31	35.69
8	7	2014	5	14	706	11.88	177	5944	346	360	49.01	50.99
4	20	2014	1	13	703	11.83	178	5944	516	187	73.40	26.60
8	18	2014	2	17	702	11.81	179	5944	351	351	50.00	50.00
8	19	2014	3	14	702	11.81	180	5944	344	358	49.00	51.00
7	2	2014	4	14	700	11.78	181	5944	294	406	42.00	58.00
8	2	2014	7	15	700	11.78	182	5944	318	382	45.43	54.57
8	9	2014	7	12	700	11.78	183	5944	422	278	60.29	39.71
8	11	2014	2	14	700	11.78	184	5944	342	358	48.86	51.14
8	21	2014	5	16	700	11.78	185	5944	330	370	47.14	52.86
8	29	2014	6	13	700	11.78	186	5944	333	367	47.57	52.43
8	20	2014	4	13	699	11.76	187	5944	362	337	51.79	48.21
8	20	2014	4	17	699	11.76	188	5944	310	389	44.35	55.65
8	28	2014	5	14	699	11.76	189	5944	340	359	48.64	51.36
8	18	2014	2	18	698	11.74	190	5944	321	377	45.99	54.01
8	20	2014	4	14	697	11.73	191	5944	346	351	49.64	50.36
9	1	2014	2	16	697	11.73	192	5944	431	266	61.84	38.16
7	4	2014	6	17	694	11.68	193	5944	247	447	35.59	64.41
7	12	2014	7	14	694	11.68	194	5944	306	388	44.09	55.91
7	6	2014	1	17	693	11.66	195	5944	419	274	60.46	39.54
8	19	2014	3	17	693	11.66	196	5944	307	386	44.30	55.70
8	21	2014	5	18	693	11.66	197	5944	309	384	44.59	55.41
8	29	2014	6	12	693	11.66	198	5944	367	326	52.96	47.04
6	1	2014	1	12	691	11.63	199	5944	527	164	76.27	23.73
7	2	2014	4	13	691	11.63	200	5944	329	362	47.61	52.39

**SR 090 MP 47.71 TINKHAM RD ADC SITE S901
K FOR PEAK 200 HOURS OF 2014
Recreational Site**



AADT= 30591 K 30 FACTOR= 14.56 K 100 FACTOR= 13.59 K 200 FACTOR= 12.66 D 100 FACTOR= 65.74

**SR 090 MP 47.71 TINKHAM RD ADC SITE S901
D % IN THE PEAK 200 HOURS OF 2014**



MO	DY	YR	DAY OF WK	HR	HR VOL	PERCENT OF AADT	HOUR NUMBER	AADT	EAST VOLUME	WEST VOLUME	PERCENT EAST IS OF TOTAL VOLUME	PERCENT WEST IS OF TOTAL VOLUME
8	15	2014	6	15	4851	15.86	1	30591	2928	1923	60.36	39.64
5	23	2014	6	16	4766	15.58	2	30591	3310	1456	69.45	30.55
11	30	2014	1	16	4736	15.48	3	30591	2049	2687	43.26	56.74
8	29	2014	6	15	4732	15.47	4	30591	3225	1507	68.15	31.85
8	17	2014	1	13	4725	15.45	5	30591	1959	2766	41.46	58.54
8	17	2014	1	14	4703	15.37	6	30591	1886	2817	40.10	59.90
8	15	2014	6	16	4690	15.33	7	30591	2871	1819	61.22	38.78
11	30	2014	1	15	4673	15.28	8	30591	2151	2522	46.03	53.97
7	27	2014	1	14	4668	15.26	9	30591	1770	2898	37.92	62.08
7	27	2014	1	15	4659	15.23	10	30591	1734	2925	37.22	62.78
5	23	2014	6	17	4638	15.16	11	30591	3261	1377	70.31	29.69

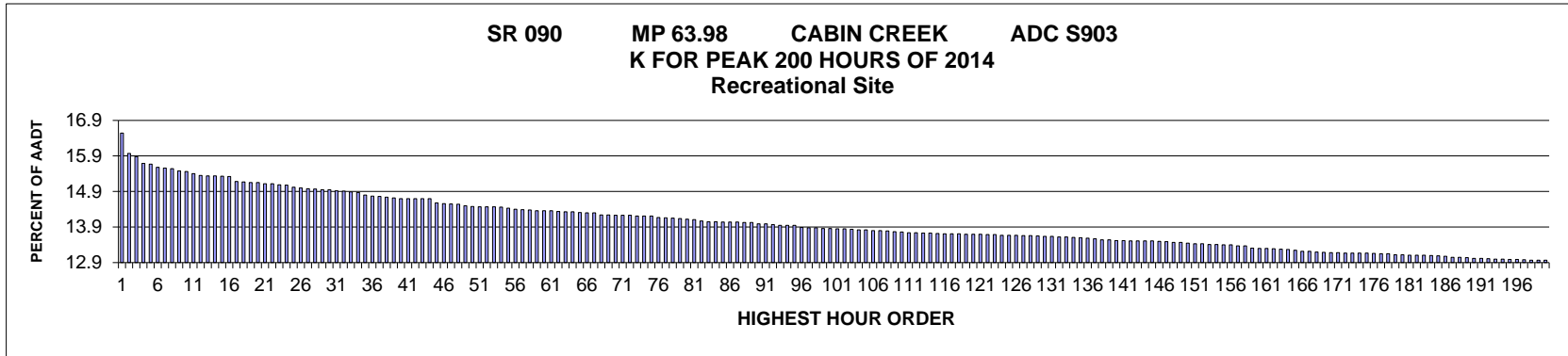
MO	DY	YR	DAY OF WK	HR	HR VOL	PERCENT OF AADT	HOUR NUMBER	AADT	EAST VOLUME	WEST VOLUME	PERCENT EAST IS OF TOTAL VOLUME	PERCENT WEST IS OF TOTAL VOLUME
8	10	2014	1	12	4619	15.10	12	30591	1972	2647	42.69	57.31
8	17	2014	1	12	4615	15.09	13	30591	2107	2508	45.66	54.34
11	26	2014	4	15	4611	15.07	14	30591	2580	2031	55.95	44.05
8	29	2014	6	14	4596	15.02	15	30591	3118	1478	67.84	32.16
5	23	2014	6	14	4583	14.98	16	30591	3165	1418	69.06	30.94
6	29	2014	1	15	4565	14.92	17	30591	1551	3014	33.98	66.02
7	6	2014	1	14	4563	14.92	18	30591	1783	2780	39.08	60.92
8	10	2014	1	13	4562	14.91	19	30591	1855	2707	40.66	59.34
8	10	2014	1	15	4561	14.91	20	30591	1791	2770	39.27	60.73
6	29	2014	1	13	4547	14.86	21	30591	1694	2853	37.26	62.74
11	30	2014	1	13	4547	14.86	22	30591	2462	2085	54.15	45.85
5	23	2014	6	15	4537	14.83	23	30591	3077	1460	67.82	32.18
8	17	2014	1	15	4520	14.78	24	30591	1726	2794	38.19	61.81
7	6	2014	1	13	4518	14.77	25	30591	1789	2729	39.60	60.40
7	27	2014	1	16	4488	14.67	26	30591	1629	2859	36.30	63.70
8	9	2014	7	12	4488	14.67	27	30591	2543	1945	56.66	43.34
8	8	2014	6	15	4468	14.61	28	30591	2595	1873	58.08	41.92
7	27	2014	1	13	4458	14.57	29	30591	1879	2579	42.15	57.85
11	26	2014	4	16	4455	14.56	30	30591	2544	1911	57.10	42.90
8	17	2014	1	20	4452	14.55	31	30591	1103	3349	24.78	75.22
6	29	2014	1	14	4450	14.55	32	30591	1632	2818	36.67	63.33
6	29	2014	1	12	4436	14.50	33	30591	1737	2699	39.16	60.84
8	15	2014	6	14	4428	14.47	34	30591	2605	1823	58.83	41.17
8	15	2014	6	17	4426	14.47	35	30591	2804	1622	63.35	36.65
3	23	2014	1	16	4420	14.45	36	30591	1716	2704	38.82	61.18
7	6	2014	1	12	4404	14.40	37	30591	1716	2688	38.96	61.04
8	3	2014	1	16	4400	14.38	38	30591	1509	2891	34.30	65.70
7	20	2014	1	16	4398	14.38	39	30591	1621	2777	36.86	63.14
8	3	2014	1	15	4385	14.33	40	30591	1598	2787	36.44	63.56
8	3	2014	1	14	4384	14.33	41	30591	1664	2720	37.96	62.04
10	19	2014	1	16	4379	14.31	42	30591	1537	2842	35.10	64.90
7	20	2014	1	15	4378	14.31	43	30591	1663	2715	37.99	62.01
11	30	2014	1	12	4377	14.31	44	30591	2380	1997	54.38	45.62
11	30	2014	1	14	4376	14.30	45	30591	2383	1993	54.46	45.54
9	1	2014	2	12	4370	14.29	46	30591	1628	2742	37.25	62.75
8	10	2014	1	16	4368	14.28	47	30591	1628	2740	37.27	62.73
8	24	2014	1	15	4364	14.27	48	30591	1582	2782	36.25	63.75
8	10	2014	1	14	4360	14.25	49	30591	1798	2562	41.24	58.76
3	23	2014	1	17	4342	14.19	50	30591	1359	2983	31.30	68.70
9	1	2014	2	13	4332	14.16	51	30591	1593	2739	36.77	63.23
10	5	2014	1	16	4332	14.16	52	30591	1385	2947	31.97	68.03

MO	DY	YR	DAY OF WK	HR	HR VOL	PERCENT OF AADT	HOUR NUMBER	AADT	EAST VOLUME	WEST VOLUME	PERCENT EAST IS OF TOTAL VOLUME	PERCENT WEST IS OF TOTAL VOLUME
7	27	2014	1	17	4326	14.14	53	30591	1487	2839	34.37	65.63
8	30	2014	7	11	4305	14.07	54	30591	2971	1334	69.01	30.99
9	28	2014	1	17	4305	14.07	55	30591	1676	2629	38.93	61.07
7	6	2014	1	15	4299	14.05	56	30591	1619	2680	37.66	62.34
9	1	2014	2	14	4299	14.05	57	30591	1533	2766	35.66	64.34
8	8	2014	6	14	4295	14.04	58	30591	2511	1784	58.46	41.54
10	5	2014	1	17	4293	14.03	59	30591	1297	2996	30.21	69.79
8	8	2014	6	17	4288	14.02	60	30591	2671	1617	62.29	37.71
8	10	2014	1	18	4285	14.01	61	30591	1472	2813	34.35	65.65
7	20	2014	1	14	4284	14.00	62	30591	1702	2582	39.73	60.27
6	27	2014	6	15	4282	14.00	63	30591	2635	1647	61.54	38.46
8	16	2014	7	12	4282	14.00	64	30591	2530	1752	59.08	40.92
8	10	2014	1	17	4279	13.99	65	30591	1529	2750	35.73	64.27
11	26	2014	4	14	4273	13.97	66	30591	2378	1895	55.65	44.35
10	19	2014	1	17	4272	13.96	67	30591	1369	2903	32.05	67.95
9	28	2014	1	16	4268	13.95	68	30591	1556	2712	36.46	63.54
6	22	2014	1	15	4265	13.94	69	30591	1506	2759	35.31	64.69
8	30	2014	7	12	4259	13.92	70	30591	2813	1446	66.05	33.95
8	3	2014	1	13	4254	13.91	71	30591	1792	2462	42.13	57.87
7	18	2014	6	14	4241	13.86	72	30591	2142	2099	50.51	49.49
10	26	2014	1	16	4239	13.86	73	30591	1523	2716	35.93	64.07
7	20	2014	1	17	4238	13.85	74	30591	1428	2810	33.70	66.30
5	26	2014	2	14	4237	13.85	75	30591	1532	2705	36.16	63.84
7	6	2014	1	16	4220	13.79	76	30591	1508	2712	35.73	64.27
5	11	2014	1	18	4216	13.78	77	30591	1384	2832	32.83	67.17
8	3	2014	1	17	4216	13.78	78	30591	1409	2807	33.42	66.58
9	1	2014	2	15	4214	13.78	79	30591	1416	2798	33.60	66.40
8	29	2014	6	16	4213	13.77	80	30591	2800	1413	66.46	33.54
7	27	2014	1	12	4207	13.75	81	30591	1973	2234	46.90	53.10
7	3	2014	5	14	4205	13.75	82	30591	2489	1716	59.19	40.81
6	15	2014	1	18	4204	13.74	83	30591	1479	2725	35.18	64.82
7	13	2014	1	16	4201	13.73	84	30591	1483	2718	35.30	64.70
7	25	2014	6	15	4196	13.72	85	30591	2335	1861	55.65	44.35
8	30	2014	7	13	4196	13.72	86	30591	2560	1636	61.01	38.99
7	3	2014	5	16	4195	13.71	87	30591	2471	1724	58.90	41.10
7	13	2014	1	15	4189	13.69	88	30591	1553	2636	37.07	62.93
8	9	2014	7	11	4188	13.69	89	30591	2452	1736	58.55	41.45
6	8	2014	1	16	4186	13.68	90	30591	1262	2924	30.15	69.85
7	3	2014	5	15	4186	13.68	91	30591	2370	1816	56.62	43.38
8	8	2014	6	16	4180	13.66	92	30591	2539	1641	60.74	39.26
8	29	2014	6	17	4180	13.66	93	30591	2784	1396	66.60	33.40

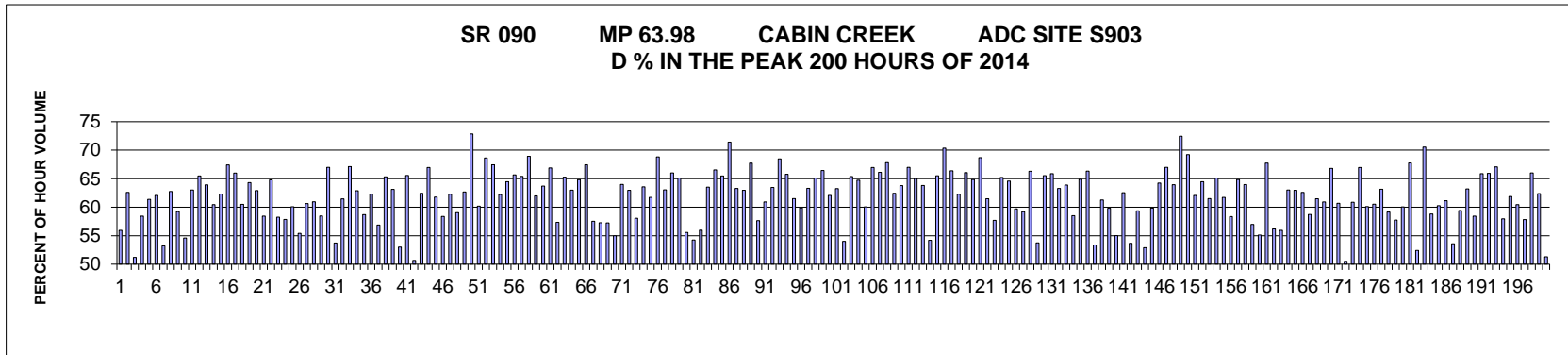
MO	DY	YR	DAY OF WK	HR	HR VOL	PERCENT OF AADT	HOUR NUMBER	AADT	EAST VOLUME	WEST VOLUME	PERCENT EAST IS OF TOTAL VOLUME	PERCENT WEST IS OF TOTAL VOLUME
8	29	2014	6	13	4178	13.66	94	30591	2865	1313	68.57	31.43
5	24	2014	7	11	4169	13.63	95	30591	3076	1093	73.78	26.22
8	24	2014	1	18	4168	13.62	96	30591	1410	2758	33.83	66.17
4	13	2014	1	16	4165	13.62	97	30591	1449	2716	34.79	65.21
8	22	2014	6	15	4162	13.61	98	30591	2213	1949	53.17	46.83
9	1	2014	2	16	4162	13.61	99	30591	1324	2838	31.81	68.19
4	13	2014	1	17	4156	13.59	100	30591	1424	2732	34.26	65.74
11	30	2014	1	17	4143	13.54	101	30591	1388	2755	33.50	66.50
6	15	2014	1	15	4142	13.54	102	30591	1495	2647	36.09	63.91
8	15	2014	6	13	4142	13.54	103	30591	2389	1753	57.68	42.32
3	23	2014	1	15	4140	13.53	104	30591	1689	2451	40.80	59.20
9	1	2014	2	17	4135	13.52	105	30591	1247	2888	30.16	69.84
7	18	2014	6	15	4130	13.50	106	30591	2248	1882	54.43	45.57
10	5	2014	1	15	4129	13.50	107	30591	1396	2733	33.81	66.19
6	29	2014	1	17	4127	13.49	108	30591	1407	2720	34.09	65.91
8	17	2014	1	21	4123	13.48	109	30591	875	3248	21.22	78.78
5	11	2014	1	16	4119	13.46	110	30591	1382	2737	33.55	66.45
7	27	2014	1	18	4119	13.46	111	30591	1333	2786	32.36	67.64
7	20	2014	1	13	4108	13.43	112	30591	1775	2333	43.21	56.79
8	16	2014	7	11	4104	13.42	113	30591	2608	1496	63.55	36.45
8	24	2014	1	12	4104	13.42	114	30591	1786	2318	43.52	56.48
7	11	2014	6	14	4100	13.40	115	30591	1983	2117	48.37	51.63
5	23	2014	6	18	4099	13.40	116	30591	2814	1285	68.65	31.35
9	1	2014	2	11	4097	13.39	117	30591	1546	2551	37.73	62.27
8	10	2014	1	19	4095	13.39	118	30591	1274	2821	31.11	68.89
6	29	2014	1	16	4094	13.38	119	30591	1399	2695	34.17	65.83
7	18	2014	6	13	4090	13.37	120	30591	2120	1970	51.83	48.17
6	8	2014	1	15	4089	13.37	121	30591	1242	2847	30.37	69.63
9	28	2014	1	14	4088	13.36	122	30591	1628	2460	39.82	60.18
8	24	2014	1	17	4084	13.35	123	30591	1348	2736	33.01	66.99
7	18	2014	6	16	4079	13.33	124	30591	2362	1717	57.91	42.09
4	27	2014	1	17	4077	13.33	125	30591	1583	2494	38.83	61.17
5	26	2014	2	12	4058	13.27	126	30591	1376	2682	33.91	66.09
7	25	2014	6	14	4058	13.27	127	30591	2240	1818	55.20	44.80
7	25	2014	6	16	4058	13.27	128	30591	2350	1708	57.91	42.09
6	13	2014	6	17	4056	13.26	129	30591	2575	1481	63.49	36.51
10	26	2014	1	15	4053	13.25	130	30591	1585	2468	39.11	60.89
7	3	2014	5	17	4050	13.24	131	30591	2460	1590	60.74	39.26
8	9	2014	7	13	4049	13.24	132	30591	2152	1897	53.15	46.85
10	26	2014	1	18	4047	13.23	133	30591	1373	2674	33.93	66.07
8	24	2014	1	16	4045	13.22	134	30591	1543	2502	38.15	61.85

MO	DY	YR	DAY OF WK	HR	HR VOL	PERCENT OF AADT	HOUR NUMBER	AADT	EAST VOLUME	WEST VOLUME	PERCENT EAST IS OF TOTAL VOLUME	PERCENT WEST IS OF TOTAL VOLUME
8	17	2014	1	16	4038	13.20	135	30591	1809	2229	44.80	55.20
8	24	2014	1	14	4037	13.20	136	30591	1675	2362	41.49	58.51
6	22	2014	1	17	4034	13.19	137	30591	1324	2710	32.82	67.18
7	6	2014	1	17	4034	13.19	138	30591	1368	2666	33.91	66.09
5	23	2014	6	13	4029	13.17	139	30591	2699	1330	66.99	33.01
6	22	2014	1	16	4028	13.17	140	30591	1390	2638	34.51	65.49
6	29	2014	1	18	4026	13.16	141	30591	1269	2757	31.52	68.48
6	15	2014	1	17	4021	13.14	142	30591	1533	2488	38.12	61.88
6	13	2014	6	15	4020	13.14	143	30591	2327	1693	57.89	42.11
6	27	2014	6	16	4019	13.14	144	30591	2436	1583	60.61	39.39
5	18	2014	1	17	4017	13.13	145	30591	1323	2694	32.94	67.06
7	6	2014	1	18	4016	13.13	146	30591	1330	2686	33.12	66.88
5	26	2014	2	13	4015	13.12	147	30591	1405	2610	34.99	65.01
5	26	2014	2	15	4015	13.12	148	30591	1406	2609	35.02	64.98
7	20	2014	1	18	4013	13.12	149	30591	1400	2613	34.89	65.11
10	19	2014	1	15	4012	13.11	150	30591	1489	2523	37.11	62.89
8	3	2014	1	18	4010	13.11	151	30591	1375	2635	34.29	65.71
8	1	2014	6	12	4005	13.09	152	30591	2412	1593	60.22	39.78
8	29	2014	6	12	4005	13.09	153	30591	2807	1198	70.09	29.91
5	11	2014	1	17	4000	13.08	154	30591	1368	2632	34.20	65.80
9	14	2014	1	12	3999	13.07	155	30591	1661	2338	41.54	58.46
5	18	2014	1	16	3996	13.06	156	30591	1363	2633	34.11	65.89
9	14	2014	1	16	3993	13.05	157	30591	1366	2627	34.21	65.79
11	26	2014	4	17	3991	13.05	158	30591	2303	1688	57.70	42.30
3	30	2014	1	16	3989	13.04	159	30591	1538	2451	38.56	61.44
8	22	2014	6	16	3985	13.03	160	30591	2255	1730	56.59	43.41
3	23	2014	1	14	3983	13.02	161	30591	1958	2025	49.16	50.84
7	13	2014	1	14	3979	13.01	162	30591	1612	2367	40.51	59.49
7	6	2014	1	19	3978	13.00	163	30591	1296	2682	32.58	67.42
8	22	2014	6	14	3978	13.00	164	30591	2223	1755	55.88	44.12
4	6	2014	1	16	3977	13.00	165	30591	1502	2475	37.77	62.23
6	15	2014	1	14	3976	13.00	166	30591	1529	2447	38.46	61.54
6	8	2014	1	17	3974	12.99	167	30591	1163	2811	29.27	70.73
9	14	2014	1	13	3974	12.99	168	30591	1475	2499	37.12	62.88
7	13	2014	1	17	3973	12.99	169	30591	1399	2574	35.21	64.79
6	15	2014	1	16	3970	12.98	170	30591	1526	2444	38.44	61.56
6	13	2014	6	16	3965	12.96	171	30591	2363	1602	59.60	40.40
6	27	2014	6	14	3964	12.96	172	30591	2513	1451	63.40	36.60
8	3	2014	1	12	3963	12.95	173	30591	1871	2092	47.21	52.79
8	1	2014	6	16	3962	12.95	174	30591	2421	1541	61.11	38.89
5	4	2014	1	17	3955	12.93	175	30591	1222	2733	30.90	69.10

MO	DY	YR	DAY OF WK	HR	HR VOL	PERCENT OF AADT	HOUR NUMBER	AADT	EAST VOLUME	WEST VOLUME	PERCENT EAST IS OF TOTAL VOLUME	PERCENT WEST IS OF TOTAL VOLUME
7	20	2014	1	12	3950	12.91	176	30591	1928	2022	48.81	51.19
6	22	2014	1	14	3946	12.90	177	30591	1581	2365	40.07	59.93
8	31	2014	1	12	3944	12.89	178	30591	2111	1833	53.52	46.48
10	19	2014	1	18	3943	12.89	179	30591	1164	2779	29.52	70.48
12	26	2014	6	14	3943	12.89	180	30591	2134	1809	54.12	45.88
3	30	2014	1	17	3942	12.89	181	30591	1366	2576	34.65	65.35
6	8	2014	1	18	3942	12.89	182	30591	1082	2860	27.45	72.55
8	1	2014	6	13	3933	12.86	183	30591	2413	1520	61.35	38.65
4	13	2014	1	15	3929	12.84	184	30591	1576	2353	40.11	59.89
7	27	2014	1	19	3927	12.84	185	30591	1224	2703	31.17	68.83
4	13	2014	1	18	3926	12.83	186	30591	1359	2567	34.62	65.38
9	28	2014	1	18	3923	12.82	187	30591	1498	2425	38.19	61.81
8	9	2014	7	14	3919	12.81	188	30591	2056	1863	52.46	47.54
8	15	2014	6	12	3912	12.79	189	30591	2372	1540	60.63	39.37
12	26	2014	6	15	3912	12.79	190	30591	1901	2011	48.59	51.41
7	13	2014	1	13	3911	12.78	191	30591	1589	2322	40.63	59.37
10	26	2014	1	17	3911	12.78	192	30591	1218	2693	31.14	68.86
5	24	2014	7	12	3908	12.77	193	30591	2731	1177	69.88	30.12
10	10	2014	6	14	3901	12.75	194	30591	2382	1519	61.06	38.94
8	22	2014	6	17	3895	12.73	195	30591	2272	1623	58.33	41.67
8	24	2014	1	19	3891	12.72	196	30591	1117	2774	28.71	71.29
5	26	2014	2	16	3890	12.72	197	30591	1337	2553	34.37	65.63
9	28	2014	1	15	3890	12.72	198	30591	1401	2489	36.02	63.98
2	16	2014	1	17	3876	12.67	199	30591	971	2905	25.05	74.95
6	27	2014	6	13	3874	12.66	200	30591	2513	1361	64.87	35.13



AADT= 28666 K 30 FACTOR= 14.95 K 100 FACTOR= 13.86 K 200 FACTOR= 12.97 D 100 FACTOR= 62.06



MO	DY	YR	DAY OF WK	HR	HR VOL	PERCENT OF AADT	HOUR NUMBER	AADT	EAST VOLUME	WEST VOLUME	PERCENT EAST IS OF TOTAL VOLUME	PERCENT WEST IS OF TOTAL VOLUME
11	30	2014	1	16	4740	16.54	1	28666	2088	2652	44.05	55.95
7	27	2014	1	15	4578	15.97	2	28666	1712	2866	37.40	62.60
11	30	2014	1	12	4553	15.88	3	28666	2331	2222	51.20	48.80
8	15	2014	6	15	4497	15.69	4	28666	2628	1869	58.44	41.56
8	15	2014	6	16	4493	15.67	5	28666	2757	1736	61.36	38.64
6	29	2014	1	12	4466	15.58	6	28666	1695	2771	37.95	62.05
11	30	2014	1	13	4461	15.56	7	28666	2374	2087	53.22	46.78
6	29	2014	1	13	4455	15.54	8	28666	1660	2795	37.26	62.74
8	10	2014	1	12	4437	15.48	9	28666	1809	2628	40.77	59.23
11	26	2014	4	15	4432	15.46	10	28666	2420	2012	54.60	45.40
7	27	2014	1	14	4415	15.40	11	28666	1633	2782	36.99	63.01

MO	DY	YR	DAY OF WK	HR	HR VOL	PERCENT OF AADT	HOUR NUMBER	AADT	EAST VOLUME	WEST VOLUME	PERCENT EAST IS OF TOTAL VOLUME	PERCENT WEST IS OF TOTAL VOLUME
6	29	2014	1	15	4399	15.35	12	28666	1519	2880	34.53	65.47
6	29	2014	1	14	4397	15.34	13	28666	1587	2810	36.09	63.91
11	26	2014	4	16	4396	15.34	14	28666	2657	1739	60.44	39.56
7	6	2014	1	13	4394	15.33	15	28666	1657	2737	37.71	62.29
5	23	2014	6	15	4391	15.32	16	28666	2960	1431	67.41	32.59
8	29	2014	6	15	4352	15.18	17	28666	2872	1480	65.99	34.01
7	20	2014	1	15	4348	15.17	18	28666	1717	2631	39.49	60.51
6	22	2014	1	14	4343	15.15	19	28666	1550	2793	35.69	64.31
7	20	2014	1	16	4343	15.15	20	28666	1611	2732	37.09	62.91
7	27	2014	1	13	4334	15.12	21	28666	1801	2533	41.56	58.44
8	15	2014	6	17	4333	15.12	22	28666	2808	1525	64.80	35.20
8	15	2014	6	14	4326	15.09	23	28666	2520	1806	58.25	41.75
8	10	2014	1	13	4323	15.08	24	28666	1822	2501	42.15	57.85
8	10	2014	1	15	4306	15.02	25	28666	1719	2587	39.92	60.08
8	9	2014	7	12	4300	15.00	26	28666	2382	1918	55.40	44.60
7	6	2014	1	14	4294	14.98	27	28666	1691	2603	39.38	60.62
7	20	2014	1	14	4291	14.97	28	28666	1676	2615	39.06	60.94
8	8	2014	6	15	4286	14.95	29	28666	2505	1781	58.45	41.55
8	29	2014	6	18	4285	14.95	30	28666	2870	1415	66.98	33.02
11	26	2014	4	14	4277	14.92	31	28666	2297	1980	53.71	46.29
8	10	2014	1	16	4274	14.91	32	28666	1648	2626	38.56	61.44
8	29	2014	6	14	4268	14.89	33	28666	2865	1403	67.13	32.87
7	6	2014	1	12	4263	14.87	34	28666	1582	2681	37.11	62.89
8	3	2014	1	13	4242	14.80	35	28666	1752	2490	41.30	58.70
7	27	2014	1	16	4235	14.77	36	28666	1596	2639	37.69	62.31
7	25	2014	6	15	4231	14.76	37	28666	2406	1825	56.87	43.13
8	3	2014	1	16	4224	14.74	38	28666	1465	2759	34.68	65.32
8	24	2014	1	15	4221	14.72	39	28666	1557	2664	36.89	63.11
11	30	2014	1	14	4215	14.70	40	28666	2234	1981	53.00	47.00
5	23	2014	6	14	4214	14.70	41	28666	2763	1451	65.57	34.43
11	30	2014	1	15	4214	14.70	42	28666	2079	2135	49.34	50.66
8	3	2014	1	15	4213	14.70	43	28666	1583	2630	37.57	62.43
8	29	2014	6	17	4213	14.70	44	28666	2821	1392	66.96	33.04
6	27	2014	6	15	4179	14.58	45	28666	2581	1598	61.76	38.24
8	16	2014	7	12	4174	14.56	46	28666	2437	1737	58.39	41.61
8	8	2014	6	16	4170	14.55	47	28666	2597	1573	62.28	37.72
8	10	2014	1	14	4168	14.54	48	28666	1707	2461	40.95	59.05
6	15	2014	1	17	4158	14.50	49	28666	1552	2606	37.33	62.67
5	24	2014	7	11	4152	14.48	50	28666	3024	1128	72.83	27.17
7	3	2014	5	16	4149	14.47	51	28666	2497	1652	60.18	39.82
8	29	2014	6	16	4149	14.47	52	28666	2847	1302	68.62	31.38

MO	DY	YR	DAY OF WK	HR	HR VOL	PERCENT OF AADT	HOUR NUMBER	AADT	EAST VOLUME	WEST VOLUME	PERCENT EAST IS OF TOTAL VOLUME	PERCENT WEST IS OF TOTAL VOLUME
8	29	2014	6	13	4148	14.47	53	28666	2798	1350	67.45	32.55
8	8	2014	6	17	4144	14.46	54	28666	2578	1566	62.21	37.79
8	30	2014	7	15	4137	14.43	55	28666	2667	1470	64.47	35.53
10	26	2014	1	16	4129	14.40	56	28666	1418	2711	34.34	65.66
6	15	2014	1	18	4124	14.39	57	28666	1427	2697	34.60	65.40
8	15	2014	6	18	4121	14.38	58	28666	2840	1281	68.92	31.08
7	6	2014	1	15	4117	14.36	59	28666	1565	2552	38.01	61.99
9	1	2014	2	13	4117	14.36	60	28666	1495	2622	36.31	63.69
8	30	2014	7	11	4116	14.36	61	28666	2753	1363	66.89	33.11
9	28	2014	1	17	4110	14.34	62	28666	1753	2357	42.65	57.35
9	1	2014	2	12	4108	14.33	63	28666	1427	2681	34.74	65.26
10	19	2014	1	16	4107	14.33	64	28666	1520	2587	37.01	62.99
8	3	2014	1	17	4102	14.31	65	28666	1443	2659	35.18	64.82
5	11	2014	1	16	4100	14.30	66	28666	1335	2765	32.56	67.44
7	3	2014	5	14	4100	14.30	67	28666	2359	1741	57.54	42.46
8	8	2014	6	14	4083	14.24	68	28666	2338	1745	57.26	42.74
8	15	2014	6	13	4083	14.24	69	28666	2337	1746	57.24	42.76
7	27	2014	1	12	4080	14.23	70	28666	1836	2244	45.00	55.00
6	22	2014	1	15	4079	14.23	71	28666	1469	2610	36.01	63.99
7	27	2014	1	17	4078	14.23	72	28666	1511	2567	37.05	62.95
7	3	2014	5	15	4074	14.21	73	28666	2365	1709	58.05	41.95
6	27	2014	6	16	4073	14.21	74	28666	2589	1484	63.56	36.44
8	3	2014	1	14	4073	14.21	75	28666	1559	2514	38.28	61.72
5	23	2014	6	18	4063	14.17	76	28666	2796	1267	68.82	31.18
6	27	2014	6	14	4059	14.16	77	28666	2559	1500	63.05	36.95
6	29	2014	1	17	4056	14.15	78	28666	1379	2677	34.00	66.00
11	30	2014	1	17	4053	14.14	79	28666	1414	2639	34.89	65.11
7	18	2014	6	15	4048	14.12	80	28666	2249	1799	55.56	44.44
8	22	2014	6	15	4046	14.11	81	28666	2195	1851	54.25	45.75
7	20	2014	1	13	4032	14.07	82	28666	1775	2257	44.02	55.98
6	15	2014	1	15	4027	14.05	83	28666	1469	2558	36.48	63.52
10	19	2014	1	17	4027	14.05	84	28666	1347	2680	33.45	66.55
5	11	2014	1	18	4024	14.04	85	28666	1389	2635	34.52	65.48
5	23	2014	6	19	4024	14.04	86	28666	2873	1151	71.40	28.60
8	10	2014	1	18	4024	14.04	87	28666	1478	2546	36.73	63.27
7	13	2014	1	16	4023	14.03	88	28666	1490	2533	37.04	62.96
10	5	2014	1	15	4023	14.03	89	28666	1298	2725	32.26	67.74
6	13	2014	6	15	4011	13.99	90	28666	2312	1699	57.64	42.36
8	16	2014	7	11	4011	13.99	91	28666	2444	1567	60.93	39.07
8	10	2014	1	17	4005	13.97	92	28666	1463	2542	36.53	63.47
8	29	2014	6	12	4000	13.95	93	28666	2739	1261	68.48	31.53

MO	DY	YR	DAY OF WK	HR	HR VOL	PERCENT OF AADT	HOUR NUMBER	AADT	EAST VOLUME	WEST VOLUME	PERCENT EAST IS OF TOTAL VOLUME	PERCENT WEST IS OF TOTAL VOLUME
10	5	2014	1	16	4000	13.95	94	28666	1369	2631	34.23	65.78
10	26	2014	1	15	3998	13.95	95	28666	1539	2459	38.49	61.51
7	25	2014	6	16	3981	13.89	96	28666	2385	1596	59.91	40.09
5	26	2014	2	14	3979	13.88	97	28666	1460	2519	36.69	63.31
5	18	2014	1	16	3978	13.88	98	28666	1388	2590	34.89	65.11
6	29	2014	1	18	3973	13.86	99	28666	1334	2639	33.58	66.42
8	1	2014	6	13	3972	13.86	100	28666	2465	1507	62.06	37.94
7	6	2014	1	16	3971	13.85	101	28666	1459	2512	36.74	63.26
8	9	2014	7	11	3969	13.85	102	28666	2144	1825	54.02	45.98
9	1	2014	2	14	3968	13.84	103	28666	1374	2594	34.63	65.37
6	27	2014	6	17	3961	13.82	104	28666	2564	1397	64.73	35.27
8	15	2014	6	12	3961	13.82	105	28666	2379	1582	60.06	39.94
10	5	2014	1	17	3956	13.80	106	28666	1307	2649	33.04	66.96
10	26	2014	1	17	3955	13.80	107	28666	1340	2615	33.88	66.12
5	18	2014	1	17	3954	13.79	108	28666	1273	2681	32.20	67.80
7	13	2014	1	15	3946	13.77	109	28666	1483	2463	37.58	62.42
5	23	2014	6	16	3944	13.76	110	28666	2515	1429	63.77	36.23
5	23	2014	6	17	3940	13.74	111	28666	2639	1301	66.98	33.02
6	29	2014	1	16	3938	13.74	112	28666	1377	2561	34.97	65.03
5	26	2014	2	15	3936	13.73	113	28666	1425	2511	36.20	63.80
8	9	2014	7	13	3936	13.73	114	28666	2133	1803	54.19	45.81
5	26	2014	2	13	3934	13.72	115	28666	1357	2577	34.49	65.51
5	24	2014	7	12	3930	13.71	116	28666	2765	1165	70.36	29.64
8	10	2014	1	19	3930	13.71	117	28666	1321	2609	33.61	66.39
7	3	2014	5	17	3929	13.71	118	28666	2447	1482	62.28	37.72
5	23	2014	6	13	3928	13.70	119	28666	2595	1333	66.06	33.94
9	1	2014	2	15	3928	13.70	120	28666	1381	2547	35.16	64.84
9	1	2014	2	11	3926	13.70	121	28666	1230	2696	31.33	68.67
6	15	2014	1	14	3925	13.69	122	28666	1512	2413	38.52	61.48
8	22	2014	6	16	3923	13.69	123	28666	2263	1660	57.69	42.31
8	24	2014	1	18	3919	13.67	124	28666	1364	2555	34.80	65.20
7	20	2014	1	17	3918	13.67	125	28666	1388	2530	35.43	64.57
11	26	2014	4	17	3918	13.67	126	28666	2339	1579	59.70	40.30
7	18	2014	6	16	3916	13.66	127	28666	2318	1598	59.19	40.81
9	1	2014	2	16	3916	13.66	128	28666	1320	2596	33.71	66.29
8	22	2014	6	14	3912	13.65	129	28666	2102	1810	53.73	46.27
10	26	2014	1	18	3910	13.64	130	28666	1348	2562	34.48	65.52
6	22	2014	1	17	3909	13.64	131	28666	1334	2575	34.13	65.87
8	24	2014	1	17	3904	13.62	132	28666	1433	2471	36.71	63.29
10	19	2014	1	15	3903	13.62	133	28666	1409	2494	36.10	63.90
7	3	2014	5	13	3901	13.61	134	28666	2283	1618	58.52	41.48

MO	DY	YR	DAY OF WK	HR	HR VOL	PERCENT OF AADT	HOUR NUMBER	AADT	EAST VOLUME	WEST VOLUME	PERCENT EAST IS OF TOTAL VOLUME	PERCENT WEST IS OF TOTAL VOLUME
7	27	2014	1	18	3900	13.60	135	28666	1369	2531	35.10	64.90
5	26	2014	2	16	3895	13.59	136	28666	1312	2583	33.68	66.32
7	18	2014	6	13	3889	13.57	137	28666	2075	1814	53.36	46.64
6	15	2014	1	16	3882	13.54	138	28666	1504	2378	38.74	61.26
7	13	2014	1	14	3882	13.54	139	28666	1560	2322	40.19	59.81
10	12	2014	1	19	3876	13.52	140	28666	1744	2132	44.99	55.01
7	25	2014	6	12	3875	13.52	141	28666	2423	1452	62.53	37.47
7	20	2014	1	12	3874	13.51	142	28666	1795	2079	46.33	53.67
6	13	2014	6	16	3873	13.51	143	28666	2299	1574	59.36	40.64
7	18	2014	6	14	3873	13.51	144	28666	2049	1824	52.90	47.10
8	1	2014	6	15	3872	13.51	145	28666	2317	1555	59.84	40.16
8	18	2014	2	13	3870	13.50	146	28666	2486	1384	64.24	35.76
5	26	2014	2	12	3868	13.49	147	28666	1277	2591	33.01	66.99
7	6	2014	1	17	3862	13.47	148	28666	1393	2469	36.07	63.93
5	23	2014	6	20	3861	13.47	149	28666	2797	1064	72.44	27.56
5	23	2014	6	12	3857	13.45	150	28666	2669	1188	69.20	30.80
9	28	2014	1	15	3851	13.43	151	28666	1461	2390	37.94	62.06
8	1	2014	6	12	3849	13.43	152	28666	2482	1367	64.48	35.52
4	13	2014	1	17	3844	13.41	153	28666	1480	2364	38.50	61.50
6	22	2014	1	16	3843	13.41	154	28666	1341	2502	34.89	65.11
8	8	2014	6	18	3840	13.40	155	28666	2370	1470	61.72	38.28
8	24	2014	1	14	3840	13.40	156	28666	1599	2241	41.64	58.36
5	11	2014	1	17	3834	13.37	157	28666	1348	2486	35.16	64.84
6	27	2014	6	13	3832	13.37	158	28666	2451	1381	63.96	36.04
7	18	2014	6	12	3816	13.31	159	28666	2174	1642	56.97	43.03
8	3	2014	1	12	3814	13.30	160	28666	1712	2102	44.89	55.11
5	4	2014	1	17	3813	13.30	161	28666	1231	2582	32.28	67.72
11	26	2014	4	13	3810	13.29	162	28666	2141	1669	56.19	43.81
8	8	2014	6	13	3807	13.28	163	28666	2130	1677	55.95	44.05
6	13	2014	6	17	3804	13.27	164	28666	2397	1407	63.01	36.99
8	1	2014	6	17	3799	13.25	165	28666	2392	1407	62.96	37.04
4	13	2014	1	16	3791	13.22	166	28666	1418	2373	37.40	62.60
6	20	2014	6	16	3790	13.22	167	28666	2225	1565	58.71	41.29
4	13	2014	1	18	3783	13.20	168	28666	1457	2326	38.51	61.49
4	27	2014	1	17	3782	13.19	169	28666	1478	2304	39.08	60.92
7	6	2014	1	18	3778	13.18	170	28666	1254	2524	33.19	66.81
9	28	2014	1	14	3777	13.18	171	28666	1485	2292	39.32	60.68
7	11	2014	6	14	3776	13.17	172	28666	1907	1869	50.50	49.50
7	13	2014	1	13	3776	13.17	173	28666	1478	2298	39.14	60.86
9	28	2014	1	16	3776	13.17	174	28666	1248	2528	33.05	66.95
8	22	2014	6	17	3775	13.17	175	28666	2269	1506	60.11	39.89

MO	DY	YR	DAY OF WK	HR	HR VOL	PERCENT OF AADT	HOUR NUMBER	AADT	EAST VOLUME	WEST VOLUME	PERCENT EAST IS OF TOTAL VOLUME	PERCENT WEST IS OF TOTAL VOLUME
8	24	2014	1	16	3772	13.16	176	28666	1489	2283	39.48	60.52
5	18	2014	1	15	3771	13.15	177	28666	1390	2381	36.86	63.14
7	25	2014	6	13	3771	13.15	178	28666	2231	1540	59.16	40.84
8	22	2014	6	13	3762	13.12	179	28666	2172	1590	57.74	42.26
6	15	2014	1	13	3760	13.12	180	28666	1502	2258	39.95	60.05
6	15	2014	1	19	3759	13.11	181	28666	1212	2547	32.24	67.76
8	31	2014	1	12	3759	13.11	182	28666	1970	1789	52.41	47.59
6	29	2014	1	19	3757	13.11	183	28666	1107	2650	29.46	70.54
6	29	2014	1	11	3754	13.10	184	28666	1547	2207	41.21	58.79
9	14	2014	1	12	3751	13.09	185	28666	1491	2260	39.75	60.25
7	3	2014	5	18	3749	13.08	186	28666	2292	1457	61.14	38.86
8	9	2014	7	14	3742	13.05	187	28666	2005	1737	53.58	46.42
10	10	2014	6	15	3740	13.05	188	28666	2222	1518	59.41	40.59
9	14	2014	1	13	3738	13.04	189	28666	1376	2362	36.81	63.19
8	30	2014	7	14	3733	13.02	190	28666	2181	1552	58.42	41.58
6	27	2014	6	18	3731	13.02	191	28666	2458	1273	65.88	34.12
7	27	2014	1	19	3729	13.01	192	28666	1270	2459	34.06	65.94
5	11	2014	1	15	3728	13.00	193	28666	1228	2500	32.94	67.06
6	20	2014	6	15	3727	13.00	194	28666	2160	1567	57.96	42.04
8	1	2014	6	16	3724	12.99	195	28666	2304	1420	61.87	38.13
10	10	2014	6	14	3723	12.99	196	28666	2250	1473	60.44	39.56
8	4	2014	2	13	3721	12.98	197	28666	1570	2151	42.19	57.81
5	4	2014	1	16	3718	12.97	198	28666	1264	2454	34.00	66.00
7	13	2014	1	17	3717	12.97	199	28666	1398	2319	37.61	62.39
12	26	2014	6	15	3717	12.97	200	28666	1810	1907	48.70	51.30

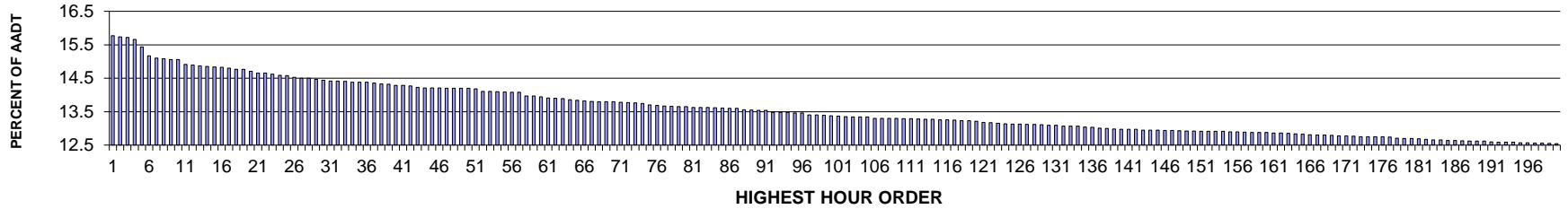
MO	DY	YR	DAY OF WK	HR	HR VOL	PERCENT OF AADT	HOUR NUMBER	AADT	EAST VOLUME	WEST VOLUME	PERCENT EAST IS OF TOTAL VOLUME	PERCENT WEST IS OF TOTAL VOLUME
8	18	2013	1	18	4328	14.31	54	30255	1652	2676	38.17	61.83
5	5	2013	1	16	4326	14.30	55	30255	1181	3145	27.30	72.70
7	28	2013	1	17	4322	14.29	56	30255	1386	2936	32.07	67.93
8	31	2013	7	11	4315	14.26	57	30255	2993	1322	69.36	30.64
6	30	2013	1	13	4311	14.25	58	30255	1538	2773	35.68	64.32
10	13	2013	1	17	4306	14.23	59	30255	1289	3017	29.93	70.07
10	20	2013	1	17	4297	14.20	60	30255	1328	2969	30.91	69.09
12	1	2013	1	15	4297	14.20	61	30255	2196	2101	51.11	48.89
7	26	2013	6	15	4292	14.19	62	30255	2581	1711	60.14	39.86
8	11	2013	1	15	4282	14.15	63	30255	1888	2394	44.09	55.91
7	7	2013	1	16	4274	14.13	64	30255	1459	2815	34.14	65.86
5	24	2013	6	13	4269	14.11	65	30255	3042	1227	71.26	28.74
7	28	2013	1	18	4264	14.09	66	30255	1325	2939	31.07	68.93
7	14	2013	1	17	4260	14.08	67	30255	1389	2871	32.61	67.39
7	21	2013	1	12	4260	14.08	68	30255	1923	2337	45.14	54.86
8	30	2013	6	13	4239	14.01	69	30255	2875	1364	67.82	32.18
6	16	2013	1	15	4232	13.99	70	30255	1524	2708	36.01	63.99
6	30	2013	1	12	4221	13.95	71	30255	1610	2611	38.14	61.86
9	22	2013	1	18	4220	13.95	72	30255	1487	2733	35.24	64.76
8	4	2013	1	15	4217	13.94	73	30255	1459	2758	34.60	65.40
8	16	2013	6	15	4207	13.91	74	30255	2372	1835	56.38	43.62
8	11	2013	1	16	4204	13.90	75	30255	1719	2485	40.89	59.11
7	14	2013	1	16	4203	13.89	76	30255	1429	2774	34.00	66.00
2	18	2013	2	16	4196	13.87	77	30255	1716	2480	40.90	59.10
3	24	2013	1	17	4192	13.86	78	30255	1241	2951	29.60	70.40
2	10	2013	1	17	4175	13.80	79	30255	1094	3081	26.20	73.80
6	28	2013	6	15	4175	13.80	80	30255	2626	1549	62.90	37.10
8	25	2013	1	16	4175	13.80	81	30255	1583	2592	37.92	62.08
8	25	2013	1	15	4174	13.80	82	30255	1521	2653	36.44	63.56
5	5	2013	1	18	4171	13.79	83	30255	1065	3106	25.53	74.47
6	21	2013	6	13	4171	13.79	84	30255	2005	2166	48.07	51.93
10	13	2013	1	16	4170	13.78	85	30255	1333	2837	31.97	68.03
11	27	2013	4	14	4169	13.78	86	30255	2197	1972	52.70	47.30
7	26	2013	6	14	4166	13.77	87	30255	2523	1643	60.56	39.44
7	19	2013	6	15	4159	13.75	88	30255	2229	1930	53.59	46.41
7	26	2013	6	16	4158	13.74	89	30255	2512	1646	60.41	39.59
8	11	2013	1	12	4157	13.74	90	30255	2062	2095	49.60	50.40
8	31	2013	7	13	4152	13.72	91	30255	2565	1587	61.78	38.22
8	9	2013	6	15	4149	13.71	92	30255	2372	1777	57.17	42.83
10	20	2013	1	15	4149	13.71	93	30255	1524	2625	36.73	63.27
7	19	2013	6	16	4143	13.69	94	30255	2281	1862	55.06	44.94

MO	DY	YR	DAY OF WK	HR	HR VOL	PERCENT OF AADT	HOUR NUMBER	AADT	EAST VOLUME	WEST VOLUME	PERCENT EAST IS OF TOTAL VOLUME	PERCENT WEST IS OF TOTAL VOLUME
5	27	2013	2	15	4124	13.63	95	30255	1451	2673	35.18	64.82
7	7	2013	1	17	4122	13.62	96	30255	1370	2752	33.24	66.76
8	11	2013	1	17	4116	13.60	97	30255	1661	2455	40.35	59.65
2	17	2013	1	16	4112	13.59	98	30255	1306	2806	31.76	68.24
8	25	2013	1	12	4112	13.59	99	30255	1754	2358	42.66	57.34
5	27	2013	2	12	4110	13.58	100	30255	1332	2778	32.41	67.59
7	21	2013	1	19	4102	13.56	101	30255	1142	2960	27.84	72.16
7	21	2013	1	18	4098	13.54	102	30255	1272	2826	31.04	68.96
5	27	2013	2	14	4095	13.53	103	30255	1469	2626	35.87	64.13
2	24	2013	1	16	4094	13.53	104	30255	1122	2972	27.41	72.59
9	2	2013	2	12	4091	13.52	105	30255	1680	2411	41.07	58.93
8	4	2013	1	18	4088	13.51	106	30255	1276	2812	31.21	68.79
6	16	2013	1	17	4087	13.51	107	30255	1311	2776	32.08	67.92
9	2	2013	2	11	4083	13.50	108	30255	1440	2643	35.27	64.73
9	15	2013	1	12	4076	13.47	109	30255	1311	2765	32.16	67.84
12	1	2013	1	16	4076	13.47	110	30255	1951	2125	47.87	52.13
10	13	2013	1	15	4072	13.46	111	30255	1374	2698	33.74	66.26
8	4	2013	1	13	4067	13.44	112	30255	1786	2281	43.91	56.09
6	28	2013	6	16	4062	13.43	113	30255	2490	1572	61.30	38.70
5	27	2013	2	13	4059	13.42	114	30255	1427	2632	35.16	64.84
3	3	2013	1	17	4058	13.41	115	30255	1236	2822	30.46	69.54
9	2	2013	2	15	4054	13.40	116	30255	1469	2585	36.24	63.76
6	30	2013	1	16	4053	13.40	117	30255	1318	2735	32.52	67.48
11	30	2013	7	15	4047	13.38	118	30255	1657	2390	40.94	59.06
9	15	2013	1	13	4046	13.37	119	30255	1378	2668	34.06	65.94
8	18	2013	1	17	4042	13.36	120	30255	1310	2732	32.41	67.59
3	31	2013	1	17	4039	13.35	121	30255	1435	2604	35.53	64.47
4	14	2013	1	18	4032	13.33	122	30255	1099	2933	27.26	72.74
8	11	2013	1	18	4032	13.33	123	30255	1422	2610	35.27	64.73
8	16	2013	6	16	4031	13.32	124	30255	2327	1704	57.73	42.27
6	30	2013	1	14	4027	13.31	125	30255	1558	2469	38.69	61.31
8	25	2013	1	17	4025	13.30	126	30255	1532	2493	38.06	61.94
3	17	2013	1	16	4021	13.29	127	30255	1598	2423	39.74	60.26
7	14	2013	1	14	4013	13.26	128	30255	1642	2371	40.92	59.08
1	13	2013	1	16	4008	13.25	129	30255	1017	2991	25.37	74.63
2	18	2013	2	15	4008	13.25	130	30255	1770	2238	44.16	55.84
11	30	2013	7	14	4007	13.24	131	30255	1861	2146	46.44	53.56
9	2	2013	2	14	4006	13.24	132	30255	1541	2465	38.47	61.53
6	28	2013	6	14	4003	13.23	133	30255	2490	1513	62.20	37.80
8	30	2013	6	16	4003	13.23	134	30255	2484	1519	62.05	37.95
4	7	2013	1	15	4002	13.23	135	30255	1697	2305	42.40	57.60

MO	DY	YR	DAY OF WK	HR	HR VOL	PERCENT OF AADT	HOUR NUMBER	AADT	EAST VOLUME	WEST VOLUME	PERCENT EAST IS OF TOTAL VOLUME	PERCENT WEST IS OF TOTAL VOLUME
5	25	2013	7	12	4001	13.22	136	30255	2809	1192	70.21	29.79
8	9	2013	6	14	4001	13.22	137	30255	2238	1763	55.94	44.06
6	16	2013	1	14	3991	13.19	138	30255	1537	2454	38.51	61.49
5	24	2013	6	18	3985	13.17	139	30255	2787	1198	69.94	30.06
9	15	2013	1	15	3985	13.17	140	30255	1367	2618	34.30	65.70
7	14	2013	1	18	3975	13.14	141	30255	1364	2611	34.31	65.69
7	26	2013	6	13	3974	13.14	142	30255	2403	1571	60.47	39.53
7	19	2013	6	14	3973	13.13	143	30255	2133	1840	53.69	46.31
6	30	2013	1	15	3972	13.13	144	30255	1426	2546	35.90	64.10
3	24	2013	1	16	3969	13.12	145	30255	1373	2596	34.59	65.41
7	28	2013	1	19	3961	13.09	146	30255	1123	2838	28.35	71.65
1	1	2013	3	13	3955	13.07	147	30255	2253	1702	56.97	43.03
8	9	2013	6	16	3955	13.07	148	30255	2305	1650	58.28	41.72
9	22	2013	1	17	3950	13.06	149	30255	1287	2663	32.58	67.42
8	23	2013	6	15	3949	13.05	150	30255	2269	1680	57.46	42.54
9	15	2013	1	17	3947	13.05	151	30255	1272	2675	32.23	67.77
7	7	2013	1	18	3935	13.01	152	30255	1077	2858	27.37	72.63
6	14	2013	6	17	3934	13.00	153	30255	2479	1455	63.01	36.99
5	24	2013	6	12	3931	12.99	154	30255	2855	1076	72.63	27.37
1	20	2013	1	17	3930	12.99	155	30255	787	3143	20.03	79.97
8	18	2013	1	19	3930	12.99	156	30255	1239	2691	31.53	68.47
6	23	2013	1	15	3927	12.98	157	30255	1520	2407	38.71	61.29
11	30	2013	7	16	3927	12.98	158	30255	1389	2538	35.37	64.63
4	21	2013	1	17	3924	12.97	159	30255	1498	2426	38.18	61.82
8	16	2013	6	17	3921	12.96	160	30255	2283	1638	58.22	41.78
9	1	2013	1	12	3920	12.96	161	30255	2239	1681	57.12	42.88
10	11	2013	6	14	3917	12.95	162	30255	2622	1295	66.94	33.06
9	15	2013	1	16	3916	12.94	163	30255	1247	2669	31.84	68.16
11	27	2013	4	17	3915	12.94	164	30255	2183	1732	55.76	44.24
5	5	2013	1	15	3914	12.94	165	30255	1192	2722	30.45	69.55
3	3	2013	1	14	3912	12.93	166	30255	1654	2258	42.28	57.72
6	9	2013	1	16	3910	12.92	167	30255	1284	2626	32.84	67.16
2	17	2013	1	17	3907	12.91	168	30255	1157	2750	29.61	70.39
9	2	2013	2	13	3907	12.91	169	30255	1530	2377	39.16	60.84
6	28	2013	6	13	3905	12.91	170	30255	2548	1357	65.25	34.75
5	19	2013	1	17	3901	12.89	171	30255	1311	2590	33.61	66.39
8	23	2013	6	16	3901	12.89	172	30255	2251	1650	57.70	42.30
9	15	2013	1	14	3900	12.89	173	30255	1308	2592	33.54	66.46
8	4	2013	1	12	3899	12.89	174	30255	1908	1991	48.94	51.06
1	27	2013	1	16	3896	12.88	175	30255	1083	2813	27.80	72.20
10	27	2013	1	16	3896	12.88	176	30255	1463	2433	37.55	62.45

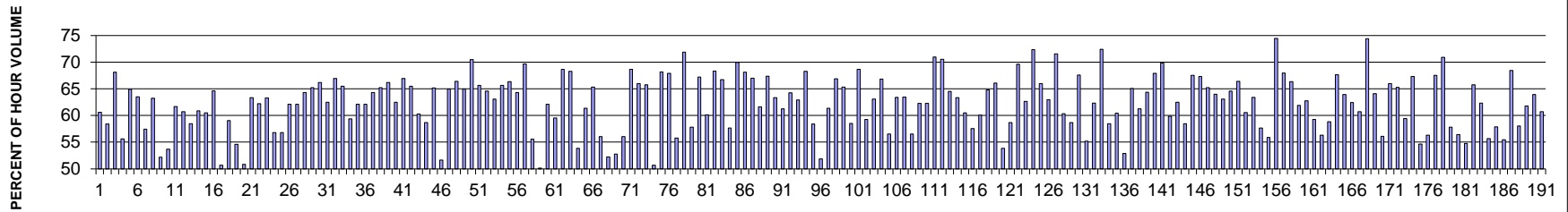
MO	DY	YR	DAY OF WK	HR	HR VOL	PERCENT OF AADT	HOUR NUMBER	AADT	EAST VOLUME	WEST VOLUME	PERCENT EAST IS OF TOTAL VOLUME	PERCENT WEST IS OF TOTAL VOLUME
4	28	2013	1	17	3892	12.86	177	30255	1324	2568	34.02	65.98
8	2	2013	6	14	3888	12.85	178	30255	2304	1584	59.26	40.74
8	16	2013	6	14	3887	12.85	179	30255	2261	1626	58.17	41.83
5	12	2013	1	18	3884	12.84	180	30255	1393	2491	35.87	64.13
5	25	2013	7	11	3884	12.84	181	30255	2929	955	75.41	24.59
6	16	2013	1	18	3884	12.84	182	30255	1227	2657	31.59	68.41
10	6	2013	1	16	3883	12.83	183	30255	1410	2473	36.31	63.69
3	17	2013	1	15	3876	12.81	184	30255	1821	2055	46.98	53.02
8	2	2013	6	16	3873	12.80	185	30255	2324	1549	60.01	39.99
8	11	2013	1	19	3872	12.80	186	30255	1150	2722	29.70	70.30
6	30	2013	1	18	3869	12.79	187	30255	1134	2735	29.31	70.69
6	9	2013	1	17	3868	12.78	188	30255	1244	2624	32.16	67.84
2	18	2013	2	14	3861	12.76	189	30255	1878	1983	48.64	51.36
5	12	2013	1	17	3859	12.75	190	30255	1386	2473	35.92	64.08
7	7	2013	1	19	3859	12.75	191	30255	987	2872	25.58	74.42
9	29	2013	1	16	3856	12.75	192	30255	1690	2166	43.83	56.17
4	7	2013	1	16	3849	12.72	193	30255	1466	2383	38.09	61.91
8	17	2013	7	12	3847	12.72	194	30255	2276	1571	59.16	40.84
10	11	2013	6	15	3845	12.71	195	30255	2412	1433	62.73	37.27
6	23	2013	1	16	3844	12.71	196	30255	1425	2419	37.07	62.93
3	17	2013	1	17	3840	12.69	197	30255	1324	2516	34.48	65.52
8	25	2013	1	18	3838	12.69	198	30255	1427	2411	37.18	62.82
7	19	2013	6	17	3837	12.68	199	30255	2207	1630	57.52	42.48
7	26	2013	6	17	3837	12.68	200	30255	2395	1442	62.42	37.58

SR 090 MP 52.24 SNOQUALMIE ADC S902
K FOR PEAK 200 HOURS OF 2013
Recreational Site



AADT= 28774 K 30 FACTOR= 14.44 K 100 FACTOR= 13.38 K 200 FACTOR= 12.54 D 100 FACTOR= 58.50

SR 090 MP 52.24 SNOQUALMIE ADC SITE S902
D % IN THE PEAK 200 HOURS OF 2013



MO	DY	YR	DAY OF WK	HR	HR VOL	PERCENT OF AADT	HOUR NUMBER	AADT	EAST VOLUME	WEST VOLUME	PERCENT EAST IS OF TOTAL VOLUME	PERCENT WEST IS OF TOTAL VOLUME
8	18	2013	1	15	4537	15.77	1	28774	1788	2749	39.41	60.59
8	18	2013	1	14	4530	15.74	2	28774	1884	2646	41.59	58.41
5	24	2013	6	14	4523	15.72	3	28774	3081	1442	68.12	31.88
8	18	2013	1	13	4506	15.66	4	28774	2000	2506	44.39	55.61
7	7	2013	1	14	4443	15.44	5	28774	1560	2883	35.11	64.89
7	7	2013	1	13	4365	15.17	6	28774	1592	2773	36.47	63.53
8	11	2013	1	14	4345	15.10	7	28774	1849	2496	42.55	57.45
8	25	2013	1	13	4341	15.09	8	28774	1595	2746	36.74	63.26
12	1	2013	1	13	4333	15.06	9	28774	2261	2072	52.18	47.82
11	27	2013	4	15	4332	15.06	10	28774	2326	2006	53.69	46.31
10	13	2013	1	18	4291	14.91	11	28774	1645	2646	38.34	61.66
7	21	2013	1	13	4288	14.90	12	28774	1684	2604	39.27	60.73

MO	DY	YR	DAY OF WK	HR	HR VOL	PERCENT OF AADT	HOUR NUMBER	AADT	EAST VOLUME	WEST VOLUME	PERCENT EAST IS OF TOTAL VOLUME	PERCENT WEST IS OF TOTAL VOLUME
12	1	2013	1	12	4280	14.87	13	28774	2503	1777	58.48	41.52
8	18	2013	1	16	4274	14.85	14	28774	1672	2602	39.12	60.88
7	28	2013	1	13	4270	14.84	15	28774	1686	2584	39.48	60.52
6	16	2013	1	16	4268	14.83	16	28774	1510	2758	35.38	64.62
6	21	2013	6	16	4258	14.80	17	28774	2157	2101	50.66	49.34
8	18	2013	1	18	4249	14.77	18	28774	1739	2510	40.93	59.07
11	27	2013	4	16	4249	14.77	19	28774	2321	1928	54.62	45.38
6	21	2013	6	17	4233	14.71	20	28774	2081	2152	49.16	50.84
7	7	2013	1	15	4218	14.66	21	28774	1545	2673	36.63	63.37
7	7	2013	1	12	4217	14.66	22	28774	1594	2623	37.80	62.20
7	28	2013	1	14	4206	14.62	23	28774	1543	2663	36.69	63.31
8	11	2013	1	13	4199	14.59	24	28774	1813	2386	43.18	56.82
7	21	2013	1	14	4194	14.58	25	28774	1705	2489	40.65	59.35
8	4	2013	1	14	4181	14.53	26	28774	1585	2596	37.91	62.09
7	14	2013	1	15	4173	14.50	27	28774	1582	2591	37.91	62.09
4	21	2013	1	16	4172	14.50	28	28774	1489	2683	35.69	64.31
8	4	2013	1	16	4165	14.47	29	28774	1448	2717	34.77	65.23
7	21	2013	1	17	4155	14.44	30	28774	1405	2750	33.81	66.19
7	21	2013	1	15	4149	14.42	31	28774	1557	2592	37.53	62.47
10	20	2013	1	16	4148	14.42	32	28774	1371	2777	33.05	66.95
7	28	2013	1	15	4147	14.41	33	28774	1431	2716	34.51	65.49
8	25	2013	1	14	4139	14.38	34	28774	1643	2496	39.70	60.30
7	28	2013	1	12	4138	14.38	35	28774	1711	2427	41.35	58.65
7	28	2013	1	16	4138	14.38	36	28774	1442	2696	34.85	65.15
8	18	2013	1	12	4133	14.36	37	28774	1999	2134	48.37	51.63
6	30	2013	1	13	4122	14.33	38	28774	1444	2678	35.03	64.97
7	28	2013	1	17	4120	14.32	39	28774	1384	2736	33.59	66.41
8	4	2013	1	17	4113	14.29	40	28774	1441	2672	35.04	64.96
5	24	2013	6	13	4112	14.29	41	28774	2899	1213	70.50	29.50
8	31	2013	7	12	4107	14.27	42	28774	2696	1411	65.64	34.36
7	21	2013	1	16	4094	14.23	43	28774	1450	2644	35.42	64.58
6	30	2013	1	12	4088	14.21	44	28774	1510	2578	36.94	63.06
7	7	2013	1	16	4088	14.21	45	28774	1404	2684	34.34	65.66
7	14	2013	1	17	4088	14.21	46	28774	1375	2713	33.64	66.36
6	16	2013	1	15	4086	14.20	47	28774	1458	2628	35.68	64.32
10	13	2013	1	17	4086	14.20	48	28774	1239	2847	30.32	69.68
8	11	2013	1	15	4085	14.20	49	28774	1816	2269	44.46	55.54
12	1	2013	1	15	4085	14.20	50	28774	2048	2037	50.13	49.87
6	28	2013	6	15	4079	14.18	51	28774	2534	1545	62.12	37.88
7	26	2013	6	15	4060	14.11	52	28774	2418	1642	59.56	40.44
8	31	2013	7	11	4059	14.11	53	28774	2787	1272	68.66	31.34

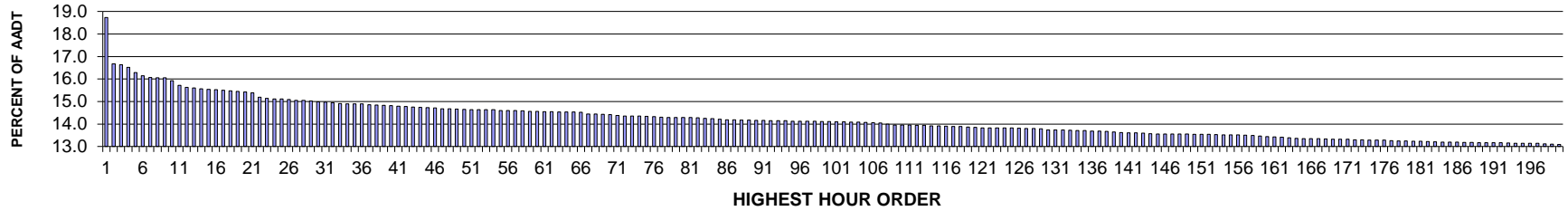
MO	DY	YR	DAY OF WK	HR	HR VOL	PERCENT OF AADT	HOUR NUMBER	AADT	EAST VOLUME	WEST VOLUME	PERCENT EAST IS OF TOTAL VOLUME	PERCENT WEST IS OF TOTAL VOLUME
10	20	2013	1	17	4056	14.10	54	28774	1286	2770	31.71	68.29
7	19	2013	6	15	4055	14.09	55	28774	2183	1872	53.83	46.17
7	26	2013	6	16	4050	14.08	56	28774	2485	1565	61.36	38.64
9	22	2013	1	18	4050	14.08	57	28774	1405	2645	34.69	65.31
7	21	2013	1	12	4020	13.97	58	28774	1766	2254	43.93	56.07
11	27	2013	4	14	4019	13.97	59	28774	2099	1920	52.23	47.77
6	21	2013	6	13	4011	13.94	60	28774	1895	2116	47.25	52.75
8	16	2013	6	15	4003	13.91	61	28774	2243	1760	56.03	43.97
7	28	2013	1	18	4000	13.90	62	28774	1253	2747	31.33	68.68
7	14	2013	1	16	3997	13.89	63	28774	1361	2636	34.05	65.95
8	4	2013	1	15	3989	13.86	64	28774	1365	2624	34.22	65.78
12	1	2013	1	16	3982	13.84	65	28774	1963	2019	49.30	50.70
8	4	2013	1	18	3976	13.82	66	28774	1265	2711	31.82	68.18
1	1	2013	3	16	3975	13.81	67	28774	1275	2700	32.08	67.92
7	19	2013	6	16	3971	13.80	68	28774	2215	1756	55.78	44.22
7	21	2013	1	19	3971	13.80	69	28774	1118	2853	28.15	71.85
8	9	2013	6	15	3970	13.80	70	28774	2296	1674	57.83	42.17
6	16	2013	1	17	3966	13.78	71	28774	1301	2665	32.80	67.20
7	26	2013	6	14	3963	13.77	72	28774	2382	1581	60.11	39.89
5	5	2013	1	17	3960	13.76	73	28774	1253	2707	31.64	68.36
10	13	2013	1	15	3955	13.75	74	28774	1316	2639	33.27	66.73
8	11	2013	1	16	3941	13.70	75	28774	1668	2273	42.32	57.68
5	5	2013	1	16	3939	13.69	76	28774	1184	2755	30.06	69.94
7	21	2013	1	18	3932	13.67	77	28774	1254	2678	31.89	68.11
7	7	2013	1	17	3931	13.66	78	28774	1297	2634	32.99	67.01
8	25	2013	1	16	3928	13.65	79	28774	1507	2421	38.37	61.63
5	27	2013	2	12	3927	13.65	80	28774	1281	2646	32.62	67.38
8	25	2013	1	15	3923	13.63	81	28774	1438	2485	36.66	63.34
1	1	2013	3	15	3922	13.63	82	28774	1520	2402	38.76	61.24
5	27	2013	2	14	3921	13.63	83	28774	1402	2519	35.76	64.24
5	24	2013	6	15	3918	13.62	84	28774	2466	1452	62.94	37.06
10	13	2013	1	16	3916	13.61	85	28774	1243	2673	31.74	68.26
8	16	2013	6	16	3913	13.60	86	28774	2285	1628	58.40	41.60
8	11	2013	1	12	3912	13.60	87	28774	1884	2028	48.16	51.84
8	31	2013	7	13	3903	13.56	88	28774	2394	1509	61.34	38.66
9	15	2013	1	13	3900	13.55	89	28774	1292	2608	33.13	66.87
5	27	2013	2	13	3897	13.54	90	28774	1351	2546	34.67	65.33
8	11	2013	1	17	3896	13.54	91	28774	1617	2279	41.50	58.50
9	15	2013	1	12	3879	13.48	92	28774	1217	2662	31.37	68.63
8	25	2013	1	12	3878	13.48	93	28774	1579	2299	40.72	59.28
10	20	2013	1	15	3878	13.48	94	28774	1432	2446	36.93	63.07

MO	DY	YR	DAY OF WK	HR	HR VOL	PERCENT OF AADT	HOUR NUMBER	AADT	EAST VOLUME	WEST VOLUME	PERCENT EAST IS OF TOTAL VOLUME	PERCENT WEST IS OF TOTAL VOLUME
6	30	2013	1	16	3873	13.46	95	28774	1285	2588	33.18	66.82
8	4	2013	1	13	3872	13.46	96	28774	1684	2188	43.49	56.51
5	27	2013	2	15	3856	13.40	97	28774	1412	2444	36.62	63.38
8	11	2013	1	18	3856	13.40	98	28774	1410	2446	36.57	63.43
6	21	2013	6	12	3852	13.39	99	28774	2177	1675	56.52	43.48
6	28	2013	6	14	3851	13.38	100	28774	2398	1453	62.27	37.73
6	28	2013	6	16	3848	13.37	101	28774	2396	1452	62.27	37.73
7	28	2013	1	19	3840	13.35	102	28774	1115	2725	29.04	70.96
5	5	2013	1	18	3839	13.34	103	28774	1132	2707	29.49	70.51
5	24	2013	6	17	3839	13.34	104	28774	2477	1362	64.52	35.48
6	14	2013	6	17	3838	13.34	105	28774	2432	1406	63.37	36.63
7	14	2013	1	14	3828	13.30	106	28774	1513	2315	39.52	60.48
8	23	2013	6	15	3828	13.30	107	28774	2203	1625	57.55	42.45
9	2	2013	2	12	3827	13.30	108	28774	1528	2299	39.93	60.07
6	30	2013	1	15	3826	13.30	109	28774	1347	2479	35.21	64.79
9	2	2013	2	11	3824	13.29	110	28774	1297	2527	33.92	66.08
11	30	2013	7	14	3824	13.29	111	28774	1764	2060	46.13	53.87
8	16	2013	6	17	3820	13.28	112	28774	2241	1579	58.66	41.34
5	25	2013	7	12	3818	13.27	113	28774	2658	1160	69.62	30.38
5	24	2013	6	16	3817	13.27	114	28774	2392	1425	62.67	37.33
5	24	2013	6	12	3814	13.26	115	28774	2760	1054	72.36	27.64
9	15	2013	1	15	3814	13.26	116	28774	1298	2516	34.03	65.97
9	2	2013	2	15	3812	13.25	117	28774	1411	2401	37.01	62.99
7	7	2013	1	18	3807	13.23	118	28774	1084	2723	28.47	71.53
7	26	2013	6	13	3806	13.23	119	28774	2296	1510	60.33	39.67
11	30	2013	7	15	3801	13.21	120	28774	1571	2230	41.33	58.67
6	9	2013	1	16	3791	13.18	121	28774	1228	2563	32.39	67.61
8	9	2013	6	14	3789	13.17	122	28774	2092	1697	55.21	44.79
6	16	2013	1	14	3784	13.15	123	28774	1426	2358	37.68	62.32
4	14	2013	1	18	3781	13.14	124	28774	1043	2738	27.59	72.41
8	9	2013	6	16	3779	13.13	125	28774	2209	1570	58.45	41.55
9	2	2013	2	13	3779	13.13	126	28774	1494	2285	39.53	60.47
7	19	2013	6	14	3775	13.12	127	28774	1996	1779	52.87	47.13
6	28	2013	6	13	3774	13.12	128	28774	2456	1318	65.08	34.92
6	30	2013	1	14	3771	13.11	129	28774	1462	2309	38.77	61.23
6	28	2013	6	12	3767	13.09	130	28774	2425	1342	64.37	35.63
9	15	2013	1	17	3766	13.09	131	28774	1208	2558	32.08	67.92
8	11	2013	1	19	3762	13.07	132	28774	1134	2628	30.14	69.86
6	22	2013	7	10	3760	13.07	133	28774	2250	1510	59.84	40.16
9	2	2013	2	14	3760	13.07	134	28774	1411	2349	37.53	62.47
8	16	2013	6	14	3753	13.04	135	28774	2194	1559	58.46	41.54

MO	DY	YR	DAY OF WK	HR	HR VOL	PERCENT OF AADT	HOUR NUMBER	AADT	EAST VOLUME	WEST VOLUME	PERCENT EAST IS OF TOTAL VOLUME	PERCENT WEST IS OF TOTAL VOLUME
9	22	2013	1	17	3750	13.03	136	28774	1218	2532	32.48	67.52
8	18	2013	1	19	3744	13.01	137	28774	1224	2520	32.69	67.31
9	15	2013	1	14	3741	13.00	138	28774	1302	2439	34.80	65.20
5	12	2013	1	18	3734	12.98	139	28774	1345	2389	36.02	63.98
3	31	2013	1	17	3733	12.97	140	28774	1378	2355	36.91	63.09
7	14	2013	1	18	3732	12.97	141	28774	1321	2411	35.40	64.60
10	11	2013	6	14	3731	12.97	142	28774	2477	1254	66.39	33.61
6	23	2013	1	15	3726	12.95	143	28774	1469	2257	39.43	60.57
10	11	2013	6	15	3726	12.95	144	28774	2363	1363	63.42	36.58
8	23	2013	6	16	3725	12.95	145	28774	2147	1578	57.64	42.36
9	29	2013	1	16	3724	12.94	146	28774	1642	2082	44.09	55.91
5	25	2013	7	11	3723	12.94	147	28774	2771	952	74.43	25.57
8	18	2013	1	17	3720	12.93	148	28774	1192	2528	32.04	67.96
5	19	2013	1	17	3718	12.92	149	28774	1251	2467	33.65	66.35
10	27	2013	1	16	3718	12.92	150	28774	1417	2301	38.11	61.89
7	26	2013	6	17	3715	12.91	151	28774	2331	1384	62.75	37.25
8	23	2013	6	17	3715	12.91	152	28774	2202	1513	59.27	40.73
9	1	2013	1	12	3715	12.91	153	28774	2093	1622	56.34	43.66
8	2	2013	6	14	3714	12.91	154	28774	2185	1529	58.83	41.17
6	16	2013	1	18	3712	12.90	155	28774	1201	2511	32.35	67.65
11	30	2013	7	16	3711	12.90	156	28774	1338	2373	36.05	63.95
8	25	2013	1	18	3710	12.89	157	28774	1393	2317	37.55	62.45
8	25	2013	1	17	3707	12.88	158	28774	1457	2250	39.30	60.70
7	7	2013	1	19	3706	12.88	159	28774	948	2758	25.58	74.42
5	12	2013	1	17	3705	12.88	160	28774	1330	2375	35.90	64.10
4	7	2013	1	15	3699	12.86	161	28774	1623	2076	43.88	56.12
5	27	2013	2	16	3699	12.86	162	28774	1259	2440	34.04	65.96
5	27	2013	2	17	3698	12.85	163	28774	1284	2414	34.72	65.28
8	2	2013	6	16	3694	12.84	164	28774	2196	1498	59.45	40.55
9	15	2013	1	16	3692	12.83	165	28774	1206	2486	32.67	67.33
2	18	2013	2	15	3687	12.81	166	28774	1672	2015	45.35	54.65
2	18	2013	2	16	3683	12.80	167	28774	1608	2075	43.66	56.34
6	9	2013	1	17	3682	12.80	168	28774	1196	2486	32.48	67.52
6	30	2013	1	18	3680	12.79	169	28774	1070	2610	29.08	70.92
6	14	2013	6	15	3678	12.78	170	28774	2127	1551	57.83	42.17
11	27	2013	4	17	3678	12.78	171	28774	2076	1602	56.44	43.56
7	12	2013	6	15	3675	12.77	172	28774	2012	1663	54.75	45.25
6	9	2013	1	15	3670	12.75	173	28774	1256	2414	34.22	65.78
7	26	2013	6	12	3670	12.75	174	28774	2287	1383	62.32	37.68
1	1	2013	3	14	3669	12.75	175	28774	1626	2043	44.32	55.68
7	19	2013	6	17	3669	12.75	176	28774	2123	1546	57.86	42.14

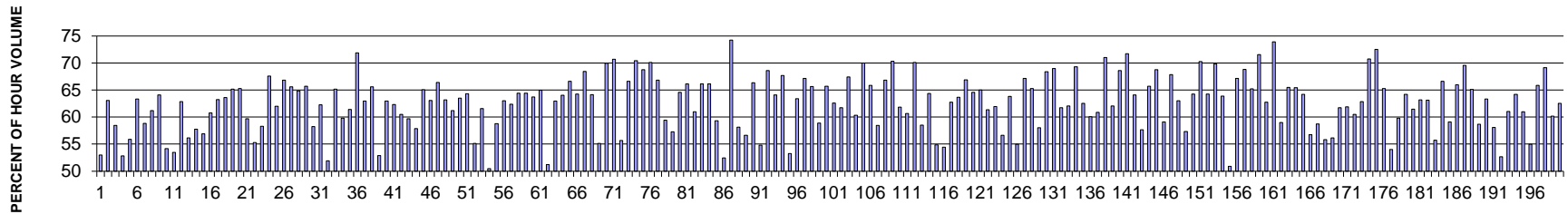
MO	DY	YR	DAY OF WK	HR	HR VOL	PERCENT OF AADT	HOUR NUMBER	AADT	EAST VOLUME	WEST VOLUME	PERCENT EAST IS OF TOTAL VOLUME	PERCENT WEST IS OF TOTAL VOLUME
6	16	2013	1	13	3666	12.74	177	28774	1633	2033	44.54	55.46
6	30	2013	1	17	3658	12.71	178	28774	1154	2504	31.55	68.45
7	14	2013	1	13	3654	12.70	179	28774	1534	2120	41.98	58.02
8	2	2013	6	17	3654	12.70	180	28774	2258	1396	61.80	38.20
10	6	2013	1	16	3651	12.69	181	28774	1316	2335	36.04	63.96
8	10	2013	7	12	3647	12.67	182	28774	2215	1432	60.73	39.27
5	12	2013	1	16	3644	12.66	183	28774	1292	2352	35.46	64.54
8	16	2013	6	13	3644	12.66	184	28774	2099	1545	57.60	42.40

**SR 090 MP 63.98 CABIN CREEK ADC S903
K FOR PEAK 200 HOURS OF 2013
Recreational Site**



AADT= 28021 K 30 FACTOR= 14.99 K 100 FACTOR= 14.11 K 200 FACTOR= 13.09 D 100 FACTOR= 65.71

**SR 090 MP 63.98 CABIN CREEK ADC SITE S903
D % IN THE PEAK 200 HOURS OF 2013**



MO	DY	YR	DAY OF WK	HR	HR VOL	PERCENT OF AADT	HOUR NUMBER	AADT	EAST VOLUME	WEST VOLUME	PERCENT EAST IS OF TOTAL VOLUME	PERCENT WEST IS OF TOTAL VOLUME
6	21	2013	6	16	5249	18.73	1	28021	2781	2468	52.98	47.02
8	17	2013	7	14	4672	16.67	2	28021	2948	1724	63.10	36.90
8	18	2013	1	14	4660	16.63	3	28021	1936	2724	41.55	58.45
6	21	2013	6	13	4628	16.52	4	28021	2446	2182	52.85	47.15
8	18	2013	1	13	4561	16.28	5	28021	2013	2548	44.14	55.86
8	25	2013	1	13	4526	16.15	6	28021	1658	2868	36.63	63.37
8	18	2013	1	15	4502	16.07	7	28021	1852	2650	41.14	58.86
7	28	2013	1	13	4501	16.06	8	28021	1746	2755	38.79	61.21
7	7	2013	1	13	4496	16.05	9	28021	1615	2881	35.92	64.08
11	27	2013	4	15	4461	15.92	10	28021	2417	2044	54.18	45.82
12	1	2013	1	13	4405	15.72	11	28021	2356	2049	53.48	46.52
7	7	2013	1	14	4381	15.63	12	28021	1627	2754	37.14	62.86

MO	DY	YR	DAY OF WK	HR	HR VOL	PERCENT OF AADT	HOUR NUMBER	AADT	EAST VOLUME	WEST VOLUME	PERCENT EAST IS OF TOTAL VOLUME	PERCENT WEST IS OF TOTAL VOLUME
12	1	2013	1	12	4375	15.61	13	28021	2456	1919	56.14	43.86
8	11	2013	1	13	4362	15.57	14	28021	1843	2519	42.25	57.75
8	11	2013	1	14	4355	15.54	15	28021	1876	2479	43.08	56.92
7	21	2013	1	14	4349	15.52	16	28021	1706	2643	39.23	60.77
7	7	2013	1	12	4342	15.50	17	28021	1597	2745	36.78	63.22
7	21	2013	1	15	4339	15.48	18	28021	1578	2761	36.37	63.63
5	24	2013	6	15	4329	15.45	19	28021	2822	1507	65.19	34.81
6	28	2013	6	14	4320	15.42	20	28021	2820	1500	65.28	34.72
7	21	2013	1	13	4313	15.39	21	28021	1738	2575	40.30	59.70
11	27	2013	4	16	4255	15.19	22	28021	2353	1902	55.30	44.70
8	29	2013	5	18	4242	15.14	23	28021	2473	1769	58.30	41.70
5	24	2013	6	17	4238	15.12	24	28021	2863	1375	67.56	32.44
7	28	2013	1	14	4237	15.12	25	28021	1611	2626	38.02	61.98
5	24	2013	6	16	4229	15.09	26	28021	2827	1402	66.85	33.15
8	31	2013	7	12	4218	15.05	27	28021	2768	1450	65.62	34.38
6	16	2013	1	16	4217	15.05	28	28021	1482	2735	35.14	64.86
8	4	2013	1	16	4210	15.02	29	28021	1444	2766	34.30	65.70
8	18	2013	1	16	4201	14.99	30	28021	1754	2447	41.75	58.25
8	4	2013	1	14	4195	14.97	31	28021	1583	2612	37.74	62.26
12	1	2013	1	16	4190	14.95	32	28021	2016	2174	48.11	51.89
6	16	2013	1	15	4178	14.91	33	28021	1456	2722	34.85	65.15
7	26	2013	6	15	4176	14.90	34	28021	2497	1679	59.79	40.21
8	16	2013	6	13	4175	14.90	35	28021	2563	1612	61.39	38.61
5	24	2013	6	19	4174	14.90	36	28021	3001	1173	71.90	28.10
7	7	2013	1	15	4165	14.86	37	28021	1543	2622	37.05	62.95
10	20	2013	1	16	4159	14.84	38	28021	1430	2729	34.38	65.62
8	18	2013	1	12	4156	14.83	39	28021	1958	2198	47.11	52.89
6	21	2013	6	12	4153	14.82	40	28021	2615	1538	62.97	37.03
7	21	2013	1	16	4143	14.79	41	28021	1562	2581	37.70	62.30
10	13	2013	1	18	4141	14.78	42	28021	1636	2505	39.51	60.49
7	28	2013	1	12	4134	14.75	43	28021	1667	2467	40.32	59.68
7	21	2013	1	12	4130	14.74	44	28021	1740	2390	42.13	57.87
6	30	2013	1	13	4127	14.73	45	28021	1443	2684	34.96	65.04
8	30	2013	6	16	4125	14.72	46	28021	2603	1522	63.10	36.90
8	30	2013	6	13	4112	14.67	47	28021	2730	1382	66.39	33.61
7	26	2013	6	16	4111	14.67	48	28021	2598	1513	63.20	36.80
7	14	2013	1	15	4107	14.66	49	28021	1593	2514	38.79	61.21
7	7	2013	1	16	4105	14.65	50	28021	1497	2608	36.47	63.53
6	30	2013	1	12	4102	14.64	51	28021	1465	2637	35.71	64.29
7	19	2013	6	15	4102	14.64	52	28021	2261	1841	55.12	44.88
8	16	2013	6	14	4102	14.64	53	28021	2525	1577	61.56	38.44

MO	DY	YR	DAY OF WK	HR	HR VOL	PERCENT OF AADT	HOUR NUMBER	AADT	EAST VOLUME	WEST VOLUME	PERCENT EAST IS OF TOTAL VOLUME	PERCENT WEST IS OF TOTAL VOLUME
11	27	2013	4	14	4102	14.64	54	28021	2070	2032	50.46	49.54
8	18	2013	1	18	4091	14.60	55	28021	1686	2405	41.21	58.79
8	25	2013	1	16	4091	14.60	56	28021	1512	2579	36.96	63.04
8	31	2013	7	13	4091	14.60	57	28021	2551	1540	62.36	37.64
7	28	2013	1	17	4086	14.58	58	28021	1453	2633	35.56	64.44
5	24	2013	6	14	4081	14.56	59	28021	2630	1451	64.44	35.56
7	28	2013	1	16	4080	14.56	60	28021	1481	2599	36.30	63.70
8	4	2013	1	15	4077	14.55	61	28021	1429	2648	35.05	64.95
12	1	2013	1	15	4076	14.55	62	28021	1988	2088	48.77	51.23
4	21	2013	1	16	4072	14.53	63	28021	1507	2565	37.01	62.99
7	28	2013	1	15	4071	14.53	64	28021	1463	2608	35.94	64.06
8	31	2013	7	11	4071	14.53	65	28021	2712	1359	66.62	33.38
7	14	2013	1	16	4068	14.52	66	28021	1453	2615	35.72	64.28
5	27	2013	2	12	4048	14.45	67	28021	1277	2771	31.55	68.45
7	21	2013	1	17	4047	14.44	68	28021	1451	2596	35.85	64.15
8	16	2013	6	15	4044	14.43	69	28021	2230	1814	55.14	44.86
6	28	2013	6	17	4042	14.42	70	28021	2827	1215	69.94	30.06
5	24	2013	6	18	4030	14.38	71	28021	2850	1180	70.72	29.28
8	4	2013	1	13	4022	14.35	72	28021	1782	2240	44.31	55.69
10	13	2013	1	15	4020	14.35	73	28021	1341	2679	33.36	66.64
10	13	2013	1	17	4020	14.35	74	28021	1188	2832	29.55	70.45
5	24	2013	6	13	4017	14.34	75	28021	2763	1254	68.78	31.22
5	25	2013	7	12	4015	14.33	76	28021	2815	1200	70.11	29.89
10	13	2013	1	16	4008	14.30	77	28021	1329	2679	33.16	66.84
8	16	2013	6	16	4005	14.29	78	28021	2381	1624	59.45	40.55
8	11	2013	1	16	4004	14.29	79	28021	1710	2294	42.71	57.29
8	30	2013	6	17	4003	14.29	80	28021	2586	1417	64.60	35.40
10	11	2013	6	15	4003	14.29	81	28021	2647	1356	66.13	33.87
8	25	2013	1	15	4001	14.28	82	28021	1562	2439	39.04	60.96
8	4	2013	1	18	3994	14.25	83	28021	1352	2642	33.85	66.15
7	7	2013	1	17	3991	14.24	84	28021	1352	2639	33.88	66.12
7	26	2013	6	14	3983	14.21	85	28021	2363	1620	59.33	40.67
8	11	2013	1	12	3977	14.19	86	28021	1892	2085	47.57	52.43
5	24	2013	6	20	3975	14.19	87	28021	2951	1024	74.24	25.76
8	9	2013	6	15	3974	14.18	88	28021	2311	1663	58.15	41.85
7	19	2013	6	16	3971	14.17	89	28021	2250	1721	56.66	43.34
7	14	2013	1	17	3969	14.16	90	28021	1336	2633	33.66	66.34
11	30	2013	7	14	3968	14.16	91	28021	1793	2175	45.19	54.81
9	15	2013	1	12	3966	14.15	92	28021	1245	2721	31.39	68.61
5	27	2013	2	14	3964	14.15	93	28021	1424	2540	35.92	64.08
9	22	2013	1	17	3964	14.15	94	28021	1280	2684	32.29	67.71

MO	DY	YR	DAY OF WK	HR	HR VOL	PERCENT OF AADT	HOUR NUMBER	AADT	EAST VOLUME	WEST VOLUME	PERCENT EAST IS OF TOTAL VOLUME	PERCENT WEST IS OF TOTAL VOLUME
8	11	2013	1	15	3957	14.12	95	28021	1850	2107	46.75	53.25
8	30	2013	6	19	3957	14.12	96	28021	2508	1449	63.38	36.62
10	20	2013	1	17	3957	14.12	97	28021	1300	2657	32.85	67.15
7	21	2013	1	18	3956	14.12	98	28021	1359	2597	34.35	65.65
7	26	2013	6	13	3955	14.11	99	28021	2330	1625	58.91	41.09
8	17	2013	7	11	3954	14.11	100	28021	2598	1356	65.71	34.29
8	4	2013	1	17	3952	14.10	101	28021	1479	2473	37.42	62.58
9	2	2013	2	13	3952	14.10	102	28021	1513	2439	38.28	61.72
7	28	2013	1	18	3949	14.09	103	28021	1287	2662	32.59	67.41
6	28	2013	6	15	3947	14.09	104	28021	2382	1565	60.35	39.65
6	28	2013	6	18	3943	14.07	105	28021	2760	1183	70.00	30.00
6	16	2013	1	17	3941	14.06	106	28021	1346	2595	34.15	65.85
8	25	2013	1	14	3938	14.05	107	28021	1635	2303	41.52	58.48
9	15	2013	1	13	3923	14.00	108	28021	1301	2622	33.16	66.84
5	5	2013	1	16	3909	13.95	109	28021	1160	2749	29.68	70.32
7	14	2013	1	14	3909	13.95	110	28021	1492	2417	38.17	61.83
8	25	2013	1	12	3909	13.95	111	28021	1538	2371	39.35	60.65
5	5	2013	1	17	3907	13.94	112	28021	1169	2738	29.92	70.08
11	30	2013	7	15	3905	13.94	113	28021	1620	2285	41.49	58.51
8	30	2013	6	18	3901	13.92	114	28021	2511	1390	64.37	35.63
6	21	2013	6	17	3898	13.91	115	28021	2139	1759	54.87	45.13
9	29	2013	1	16	3894	13.90	116	28021	1775	2119	45.58	54.42
5	27	2013	2	15	3893	13.89	117	28021	1451	2442	37.27	62.73
7	26	2013	6	17	3892	13.89	118	28021	2478	1414	63.67	36.33
9	15	2013	1	14	3886	13.87	119	28021	1287	2599	33.12	66.88
5	27	2013	2	13	3880	13.85	120	28021	1374	2506	35.41	64.59
6	30	2013	1	15	3876	13.83	121	28021	1356	2520	34.98	65.02
8	11	2013	1	18	3875	13.83	122	28021	1498	2377	38.66	61.34
6	16	2013	1	14	3874	13.83	123	28021	1475	2399	38.07	61.93
8	11	2013	1	17	3873	13.82	124	28021	1680	2193	43.38	56.62
10	20	2013	1	15	3872	13.82	125	28021	1400	2472	36.16	63.84
8	9	2013	6	14	3870	13.81	126	28021	2128	1742	54.99	45.01
6	9	2013	1	16	3868	13.80	127	28021	1270	2598	32.83	67.17
6	30	2013	1	16	3867	13.80	128	28021	1342	2525	34.70	65.30
11	27	2013	4	17	3865	13.79	129	28021	2243	1622	58.03	41.97
9	20	2013	6	15	3849	13.74	130	28021	2632	1217	68.38	31.62
8	11	2013	1	19	3847	13.73	131	28021	1193	2654	31.01	68.99
9	2	2013	2	12	3847	13.73	132	28021	1472	2375	38.26	61.74
10	27	2013	1	16	3844	13.72	133	28021	1458	2386	37.93	62.07
6	30	2013	1	17	3843	13.71	134	28021	1179	2664	30.68	69.32
9	22	2013	1	18	3843	13.71	135	28021	1440	2403	37.47	62.53

MO	DY	YR	DAY OF WK	HR	HR VOL	PERCENT OF AADT	HOUR NUMBER	AADT	EAST VOLUME	WEST VOLUME	PERCENT EAST IS OF TOTAL VOLUME	PERCENT WEST IS OF TOTAL VOLUME
8	9	2013	6	16	3837	13.69	136	28021	2305	1532	60.07	39.93
8	25	2013	1	17	3834	13.68	137	28021	1499	2335	39.10	60.90
5	24	2013	6	12	3831	13.67	138	28021	2721	1110	71.03	28.97
8	10	2013	7	12	3821	13.64	139	28021	2370	1451	62.03	37.97
8	30	2013	6	12	3817	13.62	140	28021	2618	1199	68.59	31.41
4	14	2013	1	18	3815	13.61	141	28021	1079	2736	28.28	71.72
12	1	2013	1	17	3815	13.61	142	28021	1370	2445	35.91	64.09
8	23	2013	6	15	3811	13.60	143	28021	2198	1613	57.68	42.32
9	15	2013	1	16	3802	13.57	144	28021	1303	2499	34.27	65.73
7	21	2013	1	19	3800	13.56	145	28021	1186	2614	31.21	68.79
8	16	2013	6	17	3800	13.56	146	28021	2246	1554	59.11	40.89
8	30	2013	6	20	3800	13.56	147	28021	2579	1221	67.87	32.13
5	12	2013	1	18	3797	13.55	148	28021	1404	2393	36.98	63.02
8	2	2013	6	15	3797	13.55	149	28021	2178	1619	57.36	42.64
9	15	2013	1	15	3794	13.54	150	28021	1357	2437	35.77	64.23
5	5	2013	1	18	3793	13.54	151	28021	1128	2665	29.74	70.26
5	12	2013	1	16	3793	13.54	152	28021	1356	2437	35.75	64.25
5	27	2013	2	18	3791	13.53	153	28021	1144	2647	30.18	69.82
6	14	2013	6	17	3789	13.52	154	28021	2420	1369	63.87	36.13
7	19	2013	6	14	3789	13.52	155	28021	1929	1860	50.91	49.09
6	28	2013	6	12	3788	13.52	156	28021	2543	1245	67.13	32.87
7	28	2013	1	19	3782	13.50	157	28021	1180	2602	31.20	68.80
9	2	2013	2	11	3780	13.49	158	28021	1314	2466	34.76	65.24
6	22	2013	7	10	3772	13.46	159	28021	2699	1073	71.55	28.45
8	18	2013	1	17	3765	13.44	160	28021	1403	2362	37.26	62.74
5	25	2013	7	11	3762	13.43	161	28021	2781	981	73.92	26.08
8	2	2013	6	14	3759	13.41	162	28021	2217	1542	58.98	41.02
5	27	2013	2	16	3752	13.39	163	28021	1294	2458	34.49	65.51
6	9	2013	1	15	3744	13.36	164	28021	1293	2451	34.54	65.46
5	12	2013	1	17	3742	13.35	165	28021	1339	2403	35.78	64.22
7	14	2013	1	13	3741	13.35	166	28021	1619	2122	43.28	56.72
8	23	2013	6	16	3740	13.35	167	28021	2196	1544	58.72	41.28
8	23	2013	6	14	3739	13.34	168	28021	2087	1652	55.82	44.18
9	1	2013	1	12	3736	13.33	169	28021	2097	1639	56.13	43.87
9	2	2013	2	14	3734	13.33	170	28021	1429	2305	38.27	61.73
9	2	2013	2	15	3732	13.32	171	28021	1421	2311	38.08	61.92
8	23	2013	6	17	3727	13.30	172	28021	2254	1473	60.48	39.52
10	11	2013	6	16	3727	13.30	173	28021	2342	1385	62.84	37.16
5	27	2013	2	11	3724	13.29	174	28021	1089	2635	29.24	70.76
7	7	2013	1	19	3723	13.29	175	28021	1023	2700	27.48	72.52
5	19	2013	1	16	3720	13.28	176	28021	1292	2428	34.73	65.27

GLOSSARY

ADC.....**Automated Data Collection**

ADT.....**Average Daily Traffic**

(An average 24-hour traffic volume at a given location for some period of time less than a year. An ADT may be measured for six months, a season, a month, a week, or as little as two days. An ADT is a valid number for only the period over which it was measured.)

AADT.....**Annual Average Daily Traffic**

(The average 24-hour traffic volume at a given location over a full 365-day year—that is, the total number of vehicles passing the site in a year divided by 365.)

PEAK HOUR.....Highest recorded volume hours for the year

K FACTOR.....The proportion of daily traffic occurring during the peak hour
(Expressed as a decimal)

K 30 FACTOR.....The proportion of daily traffic occurring during the 30th peak hour
(Expressed as decimal)

K 50 FACTOR.....The proportion of daily traffic occurring during the 50th peak hour
(Expressed as a decimal)

K 100 FACTOR.....The proportion of daily traffic occurring during the 100th peak hour
(Expressed as a decimal)

K 200 FACTOR.....The proportion of daily traffic occurring during the 200th peak hour
(Expressed as a decimal)

D FACTOR.....The proportion of peak-hour traffic traveling in the peak direction
(Expressed as a decimal)

DDHV.....Directional design hour volume