

Peak Hour Report

YEAR 2015



In cooperation with the
United States Department of Transportation
Federal Highway Administration

WSDOT - PEAK HOUR REPORT 2015
Transportation Data, GIS & Modeling Office
Travel Data & Analysis Branch
Automated Data Collection

Contact: tdgoadc@wsdot.wa.gov (360) 570-2392
MS:47380

TABLE OF CONTENTS

Introduction.....	SECTION I
Executive Summary.....	SECTION II
Site Numbers and Locations.....	SECTION III
ADC Site Map.....	SECTION IV
Design Hour Factor.....	SECTION V
Factor Support Sheet.....	SECTION VI
Peak Hour Data Summary.....	SECTION VII
Site Data.....	SECTION VIII
Glossary.....	SECTION IX

INTRODUCTION

The Peak Hour Report is a list of design hour factors (K and D) calculated from and including the highest 200 hours of hourly traffic volume collected from Automated Data Collection (ADC) sites being monitored during the previous complete year.

This year's report is comparable to years past. It shows the Annual Average Daily Traffic (AADT) volumes in normal growth trends. It also shows where volumes of traffic are causing congestion within rural and urban areas around the state.

Typically, each site is represented by two graphs within the site data section of this report. The first of the two graphs--K FOR PEAK 200 HOURS of 2015--represents the top highest two hundred hours in descending order. (As volumes increase, the "K" value decreases).

The second of the two graphs--D % IN THE PEAK 200 HOURS of 2015--represents the highest directional volume.

If there is not a graph showing the "D-factor" percentage, no data was available for the opposing direction of travel at that particular site.

K Factors = A peak hour traffic volume divided by the Annual Average Daily Traffic (AADT) for each ADC location, without regard to direction, i.e.

K Factor = Highest Peak Hour-- traffic volume hour divided by the AADT.

K30 Factor = 30th Peak Hour-- traffic volume hour divided by the AADT.

D Factor = Highest directional volume percentage for the 30th peak hour.

D Factors for all other peak hours are available by request.

COMMON USES:

Peak Hour report may be used when determining traffic patterns

Peak Hour Report is used for determining projected and estimated traffic volumes

Peak Hour Report is used for project design purposes by planning and engineering offices (state, county, city and private).

EXECUTIVE SUMMARY

The Washington State Department of Transportation is responsible for over seven thousand miles of state highways. This responsibility creates large expenditures for designing, planning, constructing and maintaining. It requires reliable data collection and reporting of vehicle volumes, classification types, speeds, travel trends and highest volume-hours throughout the state.

The *Peak Hour Report* is a compilation of multi-directional data containing the top volume-hours for the year at the Automated Data Collection sites around the State of Washington. The report summarizes the top two hundred **volume-hours** for the year by site and by direction on any given state highway.

The *Peak Hour Report* is used as a tool for estimating future **design hour volume** of traffic. This information is used by traffic, design, planning and other engineers to design highway features.

Typically, the “K-30” & “K-100” (30th and 100th peak hour factors) are used by engineering for highway design, however the “D100” and “K200” are included within this report, which in past years were only given if the site was determined to be a recreational thoroughfare. Also, this report includes the “D” factor, which represents the proportion of peak hour traffic traveling in the peak direction. (Please see Glossary for explanation of the different types of “K-factors.”)

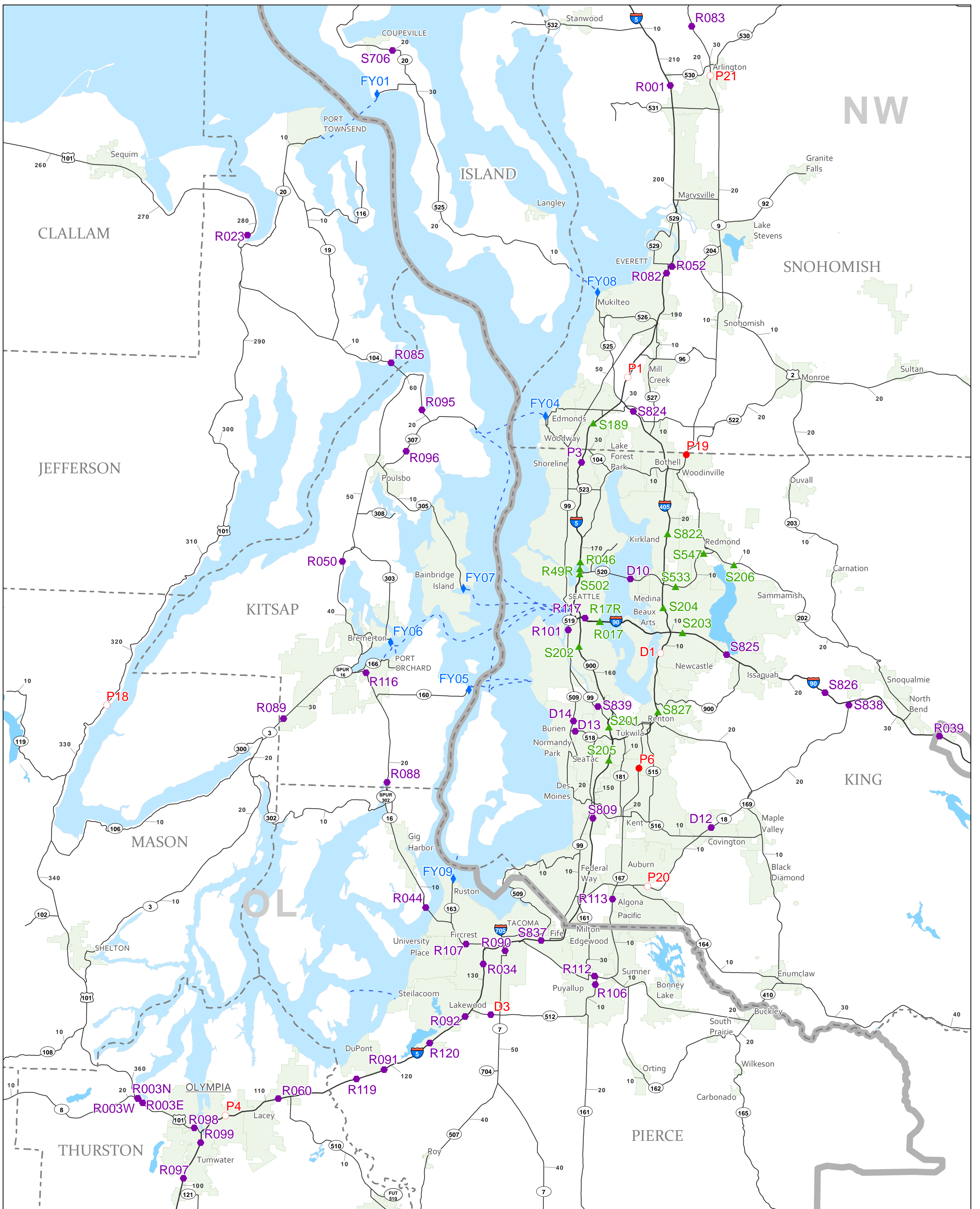
For questions or comments regarding the *Peak Hour Report*, please contact the Automated Data Collection Section by email at tdgoadc@wsdot.wa.gov or call 360-570-2392.

Site Index		PEAK HOUR REPORT 2015							
(Sorted by Site ID)									
Site ID	Site Name	State Route	Mile Post	Location Description East - E/Of North - N/Of South - S/Of West - W/Of	Interchange - I/C	Region Office	Rural Urban	Rec-reation	Data Status
B02	Brady	12	12.30	W/O Monte Brady Loop Rd Wye Conn		OR	U		
B03	Pasco	395	27.20	S/O Vineyard Drive		SC	R		
B04	Cle Elum	90	82.70	W/O W First St I/C		SC	R	Yes	
D1	Bellevue	405	9.26	At 112th Ave SE Uxing		NW	U		
D10	Toll Plaza	520	4.00	W/O 76th Ave NE Uxing		NW	U		
D12	Covington	18	12.55	At 180th Ave SE Uxing		NW	U		
D13	SeaTac	518	0.35	E/O SR 509 I/C		NW	U		
D14	Burien	509	26.37	N/O SR 518 I/C		NW	U		
D3	Parkland	512	1.53	W/O SR 7 I/C		OR	U		
P01	Cashmere	2	113.10	W/O Red Apple Rd		NC	R		
P02	Coulee City	2	179.10	E/O J St SE		NC	R	Yes	
P03	Wapato	97	66.30	S/O Progressive Rd Wye Conn		SC	R		
P04	Ferndale	5	261.33	N/O Slater Rd I/C		NW	U		
P05	Dayton	12	376.98	W/O Tucannon River Bridge		SC	R		
P06	Camas	14	11.90	E/O Alpine Rd		SW	U		
P07	Washougal	14	17.70	E/O 32nd St		SW	U		
P08	Buena	82	48.50	W/O SR 22 I/C		SC	R		
P09	Plymouth	82	121.20	W/O Coffin Rd I/C		SC	R		
P1	Everett	5	184.48	N/O 164th St SW I/C		NW	U		
P10	Ritzville	90	218.83	W/O US 395 I/C		ER	R	Yes	
P11	Pateros	97	250.35	N/O Starr Rd		NC	R		
P13	Uniontown	195	6.01	S/O Bauer Rd/NO 9440		ER	R		
P14	Pullman	195	22.20	S/O SR 270		ER	R		
P15	Spangle	195	87.70	N/O Washington Rd		ER	R		No Data
P17	Prosser	221	13.10	S/O Sellards Rd		SC	R		
P18	Lilliwaup	101	324.80	S/O Eagle Creek Bridge		OR	R	Yes	
P19	Woodinville	522	13.30	W/O SR 9 I/C		NW	U		
P20	Auburn	18	5.26	E/O SR 164 I/C		NW	U		
P21	Arlington	9	28.75	N/O Highland Dr		NW	U		
P22	Oroville	97	335.30	S/O Old Highway/Shirley Rd		NC	R		
P23	Okanogan	97	286.16	S/O SR 20		NC	R		
P24	Stateline	90	298.79	W/O Spokane Bridge Rd I/C		ER	U		
P26	Orient	395	260.00	S/O Louise Ave		ER	R		
P27	Bossburg PTR	25	97.00	N/O Bossburg Rd		ER	R		
P28	Chattaroy	2	301.40	S/O Norwood Rd		ER	R		
P29	Yakima	82	34.02	NW/O SR 24 I/C		SC	U		
P3	Seattle/185th	5	176.72	At NE 185th St Uxing		NW	U		
P30	Mica	27	77.30	S/O Gibbs Rd		ER	R		
P33	Newman Lake	290	17.66	W/O Idaho Rd		ER	R		
P4	Olympia	5	106.70	S/O Pacific Ave I/C		OR	U		
P5	Vancouver	5	1.98	S/O SR 500/NE 39th St I/C		SW	U		
P6	Kent	167	23.70	N/O S 212th St I/C		NW	U		
P7C	Ritzville	395	93.01	S/O I-90 I/C		ER	R		
P8	Kelso	5	44.30	N/O Kelso Weigh Station		SW	R		
P9	Peace Portal	5	274.17	N/O Peace Portal Drive I/C		NW	U		
R001	Marysville	5	207.76	S/O SR 530 I/C		NW	R		
R003E	Olympia/Mud Bay E	101	362.01	E/O SR 8		OR	U		

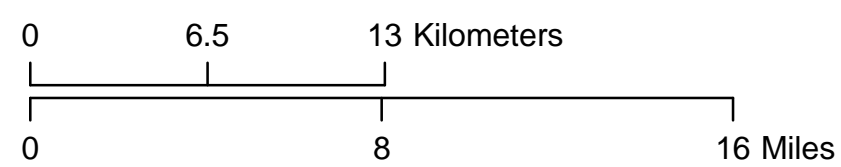
Site Index		PEAK HOUR REPORT 2015							
(Sorted by Site ID)									
Site ID	Site Name	State Route	Mile Post	Location Description East - E/Of North - N/Of South - S/Of West - W/Of	Interchange - I/C	Region Office	Rural Urban	Rec-reaction	Data Status
R003N	Olympia/Mud Bay N	101	361.37	N/O SR 8		OR	U		
R003W	Olympia/Mud Bay W	8	20.67	At US 101 Bridge		OR	U		
R008	Wallula	12	307.90	E/O US 730 Spur		SC	R		
R014	Fishtrap	90	254.23	E/O Fishtrap Rd I/C		ER	R		
R017	Mt Baker Tunnel	90	4.22	At East End of Mount Baker Tunnel		NW	U		
R019	Grand Mound	5	85.57	S/O US 12 I/C		OR	R		
R020	Othello	17	30.37	S/O Lee Rd		NC	R		
R021	Spokane/Division St	2	289.79	E/O Walton Ave		ER	U		
R023	Discovery Bay	101	281.15	S/O Orcas and Holland Drives		OR	R		
R034	Tacoma/48th	5	131.18	N/O S 56th St I/C		OR	U		
R036	Spokane/Sprague	90	285.23	W/O Sprague Ave I/C		ER	U		
R037	Winthrop	20	191.90	W/O Rader Rd		NC	R	Yes	
R038	Skykomish	2	50.12	E/O NE Old Cascade Highway		NW	R	Yes	
R039	North Bend	90	33.56	W/O 468th Ave SE I/C		SC	U	Yes	
R040N	Ohanapecosh	123	3.88	N/O Ent/Exit Ohanapecosh Campground		SW	R	Yes	
R040W	Packwood	12	135.10	W/O Coal Creek Bridge		SW	R	Yes	
R041	Goldendale	97	13.41	N/O State Frontage Rd		SW	R		
R042	Vantage	90	136.59	E/O Huntzinger Rd I/C		SC	R	Yes	
R043	Westport	105	31.92	At Elk River Bridge		OR	R		
R044	Tacoma Narrows	16	8.43	W/O Tacoma Narrows Bridge		OR	U		
R045	Woodland	5	20.14	S/O SR 503 I/C		SW	U		
R046	Seattle/SR520	5	168.84	S/O NE 45th St I/C		NW	U		
R047E	Dryden	2	104.84	E/O US 97		NC	R		
R047S	Blewett Pass	97	178.19	S/O Old Blewett Rd		NC	R	Yes	
R047W	Peshastin	2	103.92	W/O Green and Saunders Rds		NC	R		
R048	Selah	82	24.83	E/O Selah Creek Rest Area On Ramp		SC	R		
R050	Silverdale	3	44.33	N/O Newberry Hill I/C		OR	U		
R051	Mill Plain	205	29.85	N/O Mill Plain I/C		SW	U		
R052	Everett	2	0.26	E/O I-5 I/C		NW	U		
R053	Wenatchee/Olds	2	119.77	E/O US 97 AR I/C		NC	U		
R054	Humptulips	101	104.55	S/O Hensel Rd		OR	R		
R055	Moses Lake	90	180.33	E/O SR 17 I/C		NC	R	Yes	
R057	Teanaway	970	6.85	W/O Teanaway Rd		NC	R	Yes	
R058	Nason Creek	2	80.20	E/O Nason Ridge Rd		NC	R	Yes	
R059	Rocky Reach	97Alt	201.53	N/O Ohme Garden and Warehouse Roads		NC	U		
R060	Lacey	5	110.03	S/O SR 510 I/C		OR	U		
R061	Eltopia	395	36.24	N/O E Elm Rd		SC	R		
R062	Richland	240	37.20	W/O Columbia Park Trail I/C		SC	U		
R063	Loon Lake	395	190.29	S/O SR 292		ER	R		
R064	Davenport	2	250.50	W/O Gunning Rd		ER	R		
R066	Othello East	26	43.06	E/O SR 17 I/C		NC	R	Yes	
R067	Dodge Jct	12	389.71	W/O Pataha Creek Bridge		SC	R		
R068	Omak	097	293.42	N/O Copple Rd		NC	R		
R069	Port Angeles	101	245.35	At Weigh Station		OR	U		
R070	Kettle Falls	395	235.60	S/O Pingston Rd		ER	R		
R073	Sappho	101	204.00	E/O SR 113/Burnt Mountain Rd		OR	R		
R074	Nemah	101	30.00	N/O SR 4		SW	R	Yes	

Site Index		PEAK HOUR REPORT 2015							
(Sorted by Site ID)									
Site ID	Site Name	State Route	Mile Post	Location Description East - E/Of North - N/Of South - S/Of West - W/Of	Interchange - I/C	Region Office	Rural Urban	Rec-reation	Data Status
R075	Salkum	12	77.78	E/O Kennedy Rd		SW	R		
R076	Maryhill	14	100.64	W/O SR 14 Spur		SW	R		
R077	Stonehenge	14	102.27	W/O Maryhill Rd		SW	R		
R078	Longview	4	55.05	W/O SR 432 and Coal Creek Rd		SW	R		
R081	Pasco	182	6.34	At Columbia River Bridge		SC	U		No Data
R082	Everett/Pacific	5	193.07	S/O Pacific Ave I/C		NW	U		
R083	Bryant	9	32.98	N/O 53rd Ave NE		NW	R		
R084	Orondo	97	220.55	N/O Brays Rd		NC	R		
R085	Hood Canal Bridge	104	13.92	At Hood Canal Bridge		OR	R		
R086	Umatilla	82	131.79	E/O SR 14 I/C		SC	R		
R087	Kennewick	395	18.58	At Columbia River Bridge		SC	U		
R088	Burley	16	18.65	W/O SR 302 Purdy Spur		OR	R		
R089	Belfair	3	28.68	S/O Lake Flora Rd		OR	U		
R090	Tacoma/38th	7	58.20	N/O 38th St I/C		OR	U		
R091	DuPont	5	119.39	N/O DuPont I/C		OR	U		
R092	Lakewood	5	126.18	S/O SR 512 I/C		OR	U		
R093	Mount Vernon	5	226.96	N/O SR 536 I/C		NW	U		
R095	Port Gamble	104	19.48	W/O Old Port Gamble Rd Wye Conn		OR	R		
R096	Poulsbo	307	2.31	S/O NE Gunderson Rd		OR	R		
R097	Tumwater Blvd	5	100.54	S/O Tumwater Blvd I/C		OR	U		
R098	Cooper Point	101	366.77	E/O Cooper Point Rd		OR	U		
R099	Tumwater/Custer Way	5	104.04	N/O Deschutes Parkway Off Ramp		OR	U		
R100	Mansfield	17	112.25	N/O SR 172		NC	R		
R101	Seattle/Alaskan Way	99	29.37	N/O Spokane St Bridge		NW	U		
R102	Spokane/Cataldo	2	287.70	N/O North River Dr		ER	U		No Data
R103	Spokane/Division	2CO	289.20	S/O Euclid Ave		ER	U		No Data
R104	Chehalis	5	75.35	N/O Labree Rd I/C		SW	U		
R105	Wenatchee Olds	285	4.51	At Wenatchee River Bridge		NC	U		
R106	Puyallup	512	11.43	E/O Pioneer Ave I/C		OR	U		
R107	Tacoma/Snake Lake	16	1.63	W/O Union Ave I/C		OR	U		
R108	Bellingham	5	253.81	N/O Iowa St I/C		NW	U		
R109	Battle Ground	5	11.65	N/O SR 502 I/C		SW	R		
R110	Conway	5	217.17	S/O Starbird Rd I/C		NW	R		
R111	Spokane/Wandermere	395NSC	167.18	W/O Farwell Rd I/C		ER	U		
R112	Fort Malone	167	5.71	S/O SR 512 I/C		OR	U		
R113	Algona	167	13.30	S/O 15th St SW I/C		NW	U		No Data
R114	Spokane/Parksmith	395	163.98	S/O Parksmith Drive I/C		ER	U		
R115	Carrolls	5	35.88	S/O SR 432 I/C		SW	U		
R116	Port Orchard/Gorst	16	27.09	W/O Clifton Rd I/C		OR	U		
R117	Seattle/Rainier	90	2.98	W/O Rainier Ave I/C		NW	U		
R118	Spokane/Rosamond	90	278.80	E/O SR 2 I/C		ER	U		
R119	Fort Lewis	5	117.18	N/O Mounts Rd I/C		OR	R		No Data
R120	Thorne Lane	5	123.43	S/O Thorne Lane I/C		OR	U		
R121	Northport	25	100.60	N/O Williams Lake Rd		ER	R		No Data
R122	Kettle Falls South	25	79.88	S/O Hillcrest Loop Rd		ER	R		No Data
R123	Sherman Pass	20	340.64	E/O Mellenberger Rd		ER	R		No Data
R124	Colville	20	356.01	E/O Evergreen Rd		ER	R		No Data

Site Index		PEAK HOUR REPORT 2015							
(Sorted by Site ID)									
Site ID	Site Name	State Route	Mile Post	Location Description Interchange - I/C East - E/Of North - N/Of South - S/Of West - W/Of	Region Office	Rural Urban	Rec-reation	Data Status	
S103	E Wenatchee Bridge	285	0.40	At Columbia River Bridge	NC	U			
S189	Seattle	5	179.88	N/O 220th St SW I/C	NW	U		No Data	
S201	Seattle	5	155.69	N/O I-405/SR 518 I/C	NW	U		No Data	
S202	Seattle	5	162.35	N/O Corson Ave S I/C	NW	U		No Data	
S203	Seattle	90	10.82	E/O I-405 I/C	NW	U			
S204	Bellevue	405	13.04	N/O SE 8th St I/C	NW	U			
S205	Renton	5	153.48	S/O I-405/SR 518 I/C	NW	U			
S206	Sammamish	202	9.65	W/O 204th Pace NE	NW	U			
S502	Seattle	520	0.00	At Begin Route SR 520	NW	U			
S503	Longview Bridge	433	0.70	At Columbia River Bridge	SW	U			
S533	Seattle	520	7.93	W/O 148th Ave NE I/C	NW	U		No Data	
S547	Redmond	520	12.01	E/O W Lake Sammamish Parkway I/C	NW	U			
S612	Vernita	24	43.50	At Columbia River Bridge	SC	R			
S706	Coupeville	20	20.02	E/O Rhododendron Park Dr	OR	R			
S803	Custer	5	269.41	S/O Birch Bay/Lynden Rd I/C	NW	R			
S809	Midway/Kent	5	148.07	S/O SR 516 I/C	NW	U			
S818E	Naches	12	185.62	E/O SR 410	SC	R	Yes		
S818S	White Pass	12	185.25	S/O SR 410 I/C	SC	R	Yes		
S818W	Chinook Pass	410	116.26	W/O US 12 I/C	SC	R	Yes		
S819	Lexington	411	7.97	S/O Sandy Bend Rd	SW	R			
S820	Republic	20	304.60	W/O Fairgrounds Rd	ER	R			
S822	Kirkland	405	18.71	N/O NE 85th St I/C	NW	U		No Data	
S824	Bothell	405	28.99	N/O SR 527 I/C	NW	U			
S825	Issaquah	90	14.65	W/O SR 900 I/C	NW	U			
S826	Preston	90	23.54	E/O Jones Rd I/C	NW	R			
S827	Renton	405	4.96	N/O Sunset Blvd NE	NW	U			
S837	Fife	5	136.80	S/O SR 99 I/C	OR	U			
S838	Echo Glen	18	27.62	S/O SE 104th St	NW	R			
S839	Tukwila	599	1.15	E/O SR 99 I/C	NW	U			
S840	Kid Valley	504	19.43	E/O Private Rd 1900	SW	R	Yes		
S841E	Astoria/Megler	401	0.15	NE/O US 101	SW	R			
S841W	Astoria/Chinook	101	0.60	NW/O SR 401	SW	R			
S901	Tinkham	90	47.71	At Tinkham Rd Uxing	SC	R	Yes		
S903	Cabin Creek	90	63.98	At Cabin Creek Rd Uxing	SC	R	Yes		



2015 Permanent Traffic Recorder Data Collection Sites

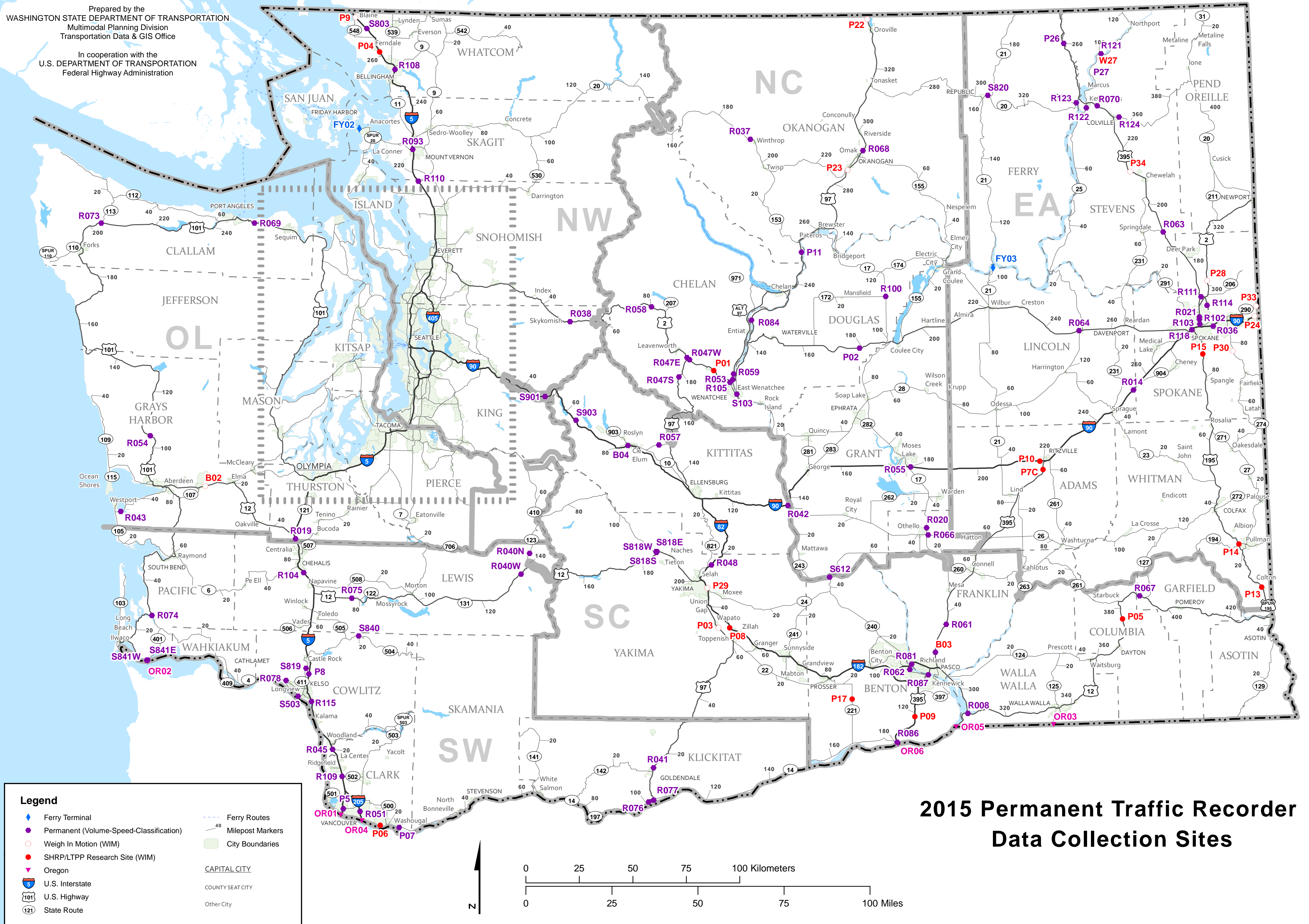


Legend

- ◆ Ferry Terminal
- ▲ Northwest Region Volume Recorder
- Permanent (Volume-Speed-Classification)
- Weigh In Motion (WIM)
- SHRP/LTPP Research Site (WIM)
- 5 U.S. Interstate
- 101 U.S. Highway
- 121 State Route
- Ferry Routes
- Milepost Markers
- City Boundaries
- CAPITAL CITY
- COUNTY SEAT CITY
- Other City

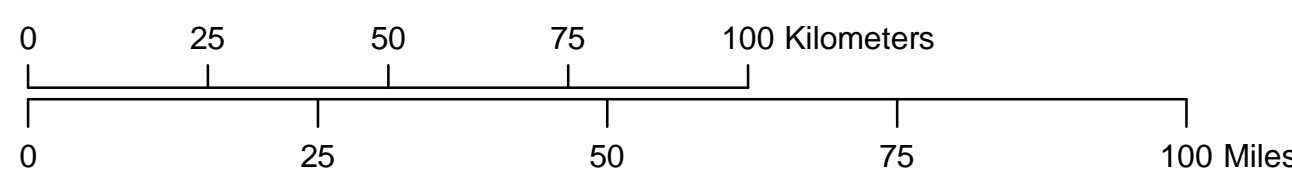
Prepared by the
 WASHINGTON STATE DEPARTMENT OF TRANSPORTATION
 Multimodal Planning Division
 Transportation Data & GIS Office

In cooperation with the
 U.S. DEPARTMENT OF TRANSPORTATION
 Federal Highway Administration



Legend

- ◆ Ferry Terminal
- Permanent (Volume-Speed-Classification)
- Weigh In Motion (WIM)
- SHRP/LTPP Research Site (WIM)
- ▼ Oregon
- 5 U.S. Interstate
- 101 U.S. Highway
- 121 State Route
- Ferry Routes
- Milepost Markers
- City Boundaries
- CAPITAL CITY
- COUNTY SEAT CITY
- Other City



**2015 Permanent Traffic Recorder
 Data Collection Sites**

PEAK HOUR REPORT 2015 - AVERAGE DESIGN HOUR FACTORS AS A PERCENT OF AADT

STATEWIDE AVERAGE OF 160 TOTAL LOCATIONS DESIGN FACTOR AVG 11.04 %
 STATEWIDE AVERAGE OF 84 RURAL LOCATIONS DESIGN FACTOR AVG 12.85 %
 STATEWIDE AVERAGE OF 76 URBAN LOCATIONS DESIGN FACTOR AVG 9.04 %

0-2,500 AADT = 15.62 % 7 RECREATIONAL & 12 OTHER RURAL LOCATIONS
 2,500-5,000 AADT = 13.82 % 6 RECREATIONAL & 10 OTHER RURAL & 0 URBAN LOCATIONS
 5,000-10,000 AADT = 12.58 % 1 RECREATIONAL & 16 OTHER RURAL & 3 URBAN LOCATIONS
 10,000-20,000 AADT = 11.31 % 3 RECREATIONAL & 13 OTHER RURAL & 3 URBAN LOCATIONS
 20,000-50,000 AADT = 10.29 % 4 RECREATIONAL & 6 OTHER RURAL & 17 URBAN LOCATIONS
 50,000-100,000 AADT = 9.24 % 6 RURAL & 26 URBAN LOCATIONS
 100,000-200,000 AADT = 7.79 % 24 URBAN LOCATIONS
 Over 200,000 AADT = 7.23 % 3 URBAN LOCATIONS

WESTERN WASHINGTON

EASTERN WASHINGTON

AVERAGE OF 96 LOCATIONS DESIGN FACTOR 10.05 % AVERAGE OF 64 LOCATIONS DESIGN FACTOR 12.51 %
 AVERAGE OF 32 RURAL LOCATIONS DESIGN FACTOR 12.63 % AVERAGE OF 52 RURAL LOCATIONS DESIGN FACTOR 12.99 %
 AVERAGE OF 64 URBAN LOCATIONS DESIGN FACTOR 8.77 % AVERAGE OF 12 URBAN LOCATIONS DESIGN FACTOR 10.47 %

NOTE: K 100 was used at 21 RECREATIONAL LOCATIONS AVERAGE 16.69 %

Data source: Peak Hour Report from ADC sites maintained by WSDOT's Transportation Data, GIS & Modeling Office. For questions please email: tdgoadc@wsdot.wa.gov

Factor Support Sheet

PEAK HOUR REPORT 2015

(Sorted by AADT)

0-2500 AADT												
SITE	SR	MP	AADT	K30 FACTOR	K100 FACTOR	DESIGN FACTOR	D-FACTOR	URBAN	RURAL	K-REC	LOCATION	
P27	025	97.00	321	12.46	11.21	12.46	60.00		R		Eastern	
P26	395	260.00	599	15.36	13.02	15.36	51.09		R		Eastern	
R100	017	112.25	632	13.77	11.87	13.77	58.62		R		Eastern	
P02	002	179.10	661	20.73	17.10	17.10	69.03		R	K	Eastern	
S840	504	19.43	688	31.40	23.84	23.84	60.37		R	K		Western
R040N	123	3.88	936	24.68	20.51	20.51	80.73		R	K		Western
R077	014	102.27	1,630	13.01	11.47	11.47	65.09		R		Eastern	
R037	020	191.90	1,819	23.20	18.75	23.20	54.55		R	K	Eastern	
P22	097	335.30	1,835	13.24	12.10	13.24	51.85		R		Eastern	
R040W	012	135.10	1,926	28.97	20.30	20.30	52.43		R	K		Western
R067	012	389.71	1,954	13.41	12.03	13.41	50.00		R		Eastern	
R083	009	32.98	1,981	16.36	13.07	13.07	66.98		R			Western
P05	012	376.98	1,991	12.96	11.75	12.96	53.10		R		Eastern	
S818W	410	116.26	2,147	19.24	16.39	16.39	55.68		R	K	Eastern	
R054	101	104.55	2,181	13.11	11.69	13.11	55.24		R			Western
S818S	012	185.25	2,184	24.68	19.92	19.92	53.79		R	K	Eastern	
P17	221	13.10	2,238	12.29	11.26	12.29	75.64		R		Eastern	
S820	020	304.60	2,239	11.84	10.85	11.84	58.49		R		Eastern	
R076	014	100.64	2,312	12.46	11.42	12.46	54.86		R		Eastern	
19	Totals/Averages		1,593	17.54	14.66	15.62	59.34	0	19	7	14	5

Factor Support Sheet

PEAK HOUR REPORT 2015

(Sorted by AADT)

2,500 - 5,000 AADT												
SITE	SR	MP	AADT	K30 FACTOR	K100 FACTOR	DESIGN FACTOR	D-FACTOR	URBAN	RURAL	K-REC	LOCATION	
S841E	401	0.15	2,575	15.53	12.97	15.53	66.11		R		Western	
R074	101	30.00	2,583	20.67	16.76	16.76	57.74		R	K	Western	
P18	101	324.80	2,647	18.13	15.53	15.53	52.31		R	K	Western	
R073	101	204.00	2,718	14.16	12.51	12.51	63.12		R		Western	
R066	026	43.06	2,874	21.22	15.69	21.22	83.81		R	K	Eastern	
R064	002	250.50	2,917	11.83	10.87	11.83	52.46		R		Eastern	
S819	411	7.97	3,446	10.27	9.69	9.69	67.88		R		Western	
P14	195	22.20	3,546	11.70	10.12	11.70	57.59		R		Eastern	
P23	097	286.16	3,973	10.19	9.31	10.19	61.73		R		Eastern	
S818E	012	185.62	4,231	21.15	17.89	17.89	61.29		R	K	Eastern	
R058	002	80.20	4,282	20.76	17.96	17.96	72.67		R	K	Eastern	
S612	024	43.50	4,480	11.12	10.20	11.12	64.66		R		Eastern	
R057	970	6.85	4,672	18.24	15.33	15.33	65.64		R	K	Eastern	
P11	097	250.35	4,716	11.49	10.56	11.49	69.56		R		Eastern	
P13	195	6.01	4,745	10.58	9.76	10.58	59.96		R		Eastern	
R084	097	220.55	4,862	11.74	10.65	11.74	73.56		R		Eastern	
16	Totals/Averages		3,704	14.92	12.86	13.82	64.38	0	16	6	11	5

Factor Support Sheet

PEAK HOUR REPORT 2015

(Sorted by AADT)

5,000 - 10,000 AADT			AADT	K30 FACTOR	K100 FACTOR	DESIGN FACTOR	D-FACTOR	URBAN	RURAL	K-REC	LOCATION	
SITE	SR	MP	AADT	K30 FACTOR	K100 FACTOR	DESIGN FACTOR	D-FACTOR	URBAN	RURAL	K-REC	LOCATION	
R038	002	50.12	5,038	20.35	17.80	20.35	79.60		R		Western	
R041	097	13.41	5,207	20.35	17.80	20.35	79.60		R		Eastern	
R078	004	55.05	5,273	10.26	9.48	10.26	53.79		R		Western	
R043	105	31.92	5,312	13.14	11.56	13.14	72.21		R		Western	
R068	097	293.42	5,511	10.36	9.65	10.36	67.08		R		Eastern	
R095	104	19.48	5,549	11.39	10.45	11.39	53.01		R		Western	
R047S	097	178.19	5,802	16.67	14.37	14.37	67.87		R	K	Eastern	
P30	027	77.30	6,325	10.58	9.80	10.58	64.42		R		Eastern	
S841W	101	0.60	6,382	14.18	12.66	14.18	75.33		R		Western	
R020	017	30.37	6,644	9.75	9.00	9.75	51.39		R		Eastern	
P07	014	17.70	6,704	11.28	10.38	11.28	76.72	U			Western	
R075	012	77.78	6,939	12.16	11.01	12.16	60.43		R		Western	
R059	97Alt	201.53	6,973	13.25	11.93	13.25	65.48	U			Eastern	
R008	012	307.90	7,349	11.13	10.00	11.13	57.09		R		Eastern	
R111	395NSC	167.18	7,367	11.92	11.43	11.92	61.16	U			Eastern	
R070	395	235.60	7,836	10.50	9.99	10.50	55.89		R		Eastern	
P7C	395	93.01	8,066	12.63	11.36	12.63	53.39		R		Eastern	
P33	290	17.66	8,268	12.48	11.51	12.48	66.57		R		Eastern	
S706	020	20.02	8,492	10.70	10.00	10.70	62.05		R		Western	
R063	395	190.29	8,772	10.80	10.07	10.80	52.69		R		Eastern	
20	Totals/Averages		6,690	12.69	11.51	12.58	63.79	3	17	1	12	8

Factor Support Sheet

PEAK HOUR REPORT 2015

(Sorted by AADT)

10,000 - 20,000 AADT												
SITE	SR	MP	AADT	K30 FACTOR	K100 FACTOR	DESIGN FACTOR	D-FACTOR	URBAN	RURAL	K-REC	LOCATION	
P10	090	218.83	11,155	15.09	13.18	13.18	66.33		R	K	Eastern	
P21	009	28.75	11,676	10.28	9.78	10.28	60.92		R			Western
R114	395	163.98	11,710	11.42	11.05	11.42	67.17	U			Eastern	
R055	090	180.33	11,843	14.42	12.86	12.86	54.63		R	K	Eastern	
R023	101	281.15	12,191	11.85	10.79	11.85	60.42		R			Western
P03	097	66.3	13,149	9.99	9.34	9.99	53.12		R		Eastern	
R047W	002	103.92	13,498	11.74	11.02	11.74	56.91		R		Eastern	
R061	395	36.24	15,152	10.66	9.93	10.66	56.28		R		Eastern	
R042	090	136.59	15,757	15.40	13.80	13.80	52.39		R	K	Eastern	
R047E	002	104.84	15,913	12.19	11.15	12.19	53.56		R		Eastern	
B03	395	27.2	16,677	10.50	9.89	10.50	53.46		R		Eastern	
P28	002	301.4	16,926	10.55	9.68	10.55	64.67		R		Eastern	
R085	104	13.92	17,158	10.93	10.21	10.93	51.12		R			Western
R089	003	28.68	17,350	9.14	8.81	9.14	50.38	U				Western
R096	307	2.31	17,644	9.81	9.49	9.81	55.69		R			Western
R048	082	24.83	17,843	11.10	10.47	11.10	50.00		R		Eastern	
R003W	008	20.67	17,963	11.32	10.13	11.32	58.36	U				Western
R014	090	254.23	18,942	13.11	11.85	13.11	57.03		R		Eastern	
P09	082	121.2	18,942	10.38	9.72	10.38	54.35		R		Eastern	
19	Totals/Averages		15,342	11.57	10.69	11.31	56.67	3	16	3	13	6

Factor Support Sheet

PEAK HOUR REPORT 2015

(Sorted by AADT)

20,000 - 50,000 AADT

SITE	SR	MP	AADT	K30 FACTOR	K100 FACTOR	DESIGN FACTOR	D-FACTOR	URBAN	RURAL	K-REC	LOCATION	
R086	082	131.79	20,506	10.10	9.59	10.10	52.85		R		Eastern	
R090	007	58.20	20,563	10.38	9.64	10.38	52.20	U				Western
B02	012	12.30	20,725	11.81	10.50	11.81	62.99	U				Western
P9	005	274.17	21,385	9.84	9.26	9.84	54.30	U				Western
S503	433	0.70	22,410	10.13	9.64	10.13	51.12	U				Western
R069	101	254.35	22,806	10.09	9.73	10.09	56.08	U				Western
P01	002	113.10	22,858	10.98	9.97	10.98	53.94		R		Eastern	
R053	002	119.77	24,080	10.73	10.13	10.73	56.00	U			Eastern	
S838	018	27.62	25,216	10.28	9.84	10.28	56.35		R			Western
P08	082	48.50	26,806	10.11	9.51	10.11	50.79		R		Eastern	
S903	090	63.98	30,180	12.93	11.18	11.18	58.76		R	K	Eastern	
B04	090	82.70	30,953	14.01	12.92	12.92	57.15		R	K	Eastern	
S803	005	269.41	31,366	9.27	8.87	9.27	54.16		R			Western
R003N	101	361.37	31,503	9.51	9.32	9.51	58.38	U				Western
S901	090	47.71	32,164	14.39	13.26	13.26	52.75		R	K		Western
S206	202	9.65	33,180	9.36	9.14	9.36	54.89	U				Western
R039	090	33.56	35,881	13.95	12.96	12.96	51.06	U		K		Western
R105	285	4.51	39,275	9.85	9.59	9.85	52.38	U			Eastern	
R021	002	289.79	40,577	9.33	8.97	9.33	57.01	U			Eastern	
P06	014	11.90	42,313	9.14	8.90	9.14	56.02	U				Western
R112	167	5.71	42,582	8.66	8.45	8.66	60.02	U				Western
S839	599	1.15	43,225	9.81	9.51	9.81	57.52	U				Western
S502	520	0.00	47,823	9.53	9.14	9.53	56.76	U				Western
R050	003	44.33	48,426	10.06	9.81	10.06	50.75	U				Western
R003E	101	362.01	49,200	9.58	9.18	9.58	59.99		R			Western
R088	016	18.65	49,473	8.79	8.48	8.79	53.61		R			Western
P29	082	34.02	49,709	10.06	9.51	10.06	52.33	U			Eastern	
27	Totals/Averages		33,525	10.47	9.89	10.29	55.19	17	10	4	9	18

Factor Support Sheet

PEAK HOUR REPORT 2015

(Sorted by AADT)

50,000 - 100,000 AADT												
SITE	SR	MP	AADT	K30 FACTOR	K100 FACTOR	DESIGN FACTOR	D-FACTOR	URBAN	RURAL	K-REC	LOCATION	
P04	005	261.33	50,209	9.21	8.90	9.21	57.76	U			Western	
P19	522	13.30	50,284	8.55	8.35	8.55	66.82	U			Western	
S103	285	0.40	53,693	9.71	9.44	9.71	54.72	U			Eastern	
P8	005	44.30	54,378	10.37	9.38	10.37	50.12		R		Western	
P24	090	298.79	54,395	9.99	9.61	9.99	55.33	U			Eastern	
R116	016	27.09	56,128	9.03	8.81	9.03	59.04	U			Western	
D13	518	0.35	59,291	7.98	7.79	7.98	53.58	U			Western	
P20	018	5.26	61,396	8.88	8.57	8.88	50.34	U			Western	
R110	005	217.17	61,631	9.71	9.20	9.71	54.14		R		Western	
D14	509	26.37	62,034	9.81	9.53	9.81	61.52	U			Western	
S826	090	23.54	62,945	10.30	9.32	10.30	63.44		R		Western	
R087	395	18.58	63,082	9.22	8.92	9.22	50.28	U			Eastern	
R101	099	29.37	63,410	9.31	9.11	9.31	50.96	U			Western	
R104	005	75.35	63,523	9.49	9.09	9.49	51.83	U			Western	
R019	005	85.57	64,448	9.33	8.92	9.33	50.35		R		Western	
R115	005	35.88	65,870	9.65	9.13	9.65	50.13	U			Western	
D10	520	4.00	67,592	10.39	10.04	10.39	51.42	U			Western	
D12	018	12.55	67,592	10.39	10.04	10.39	51.42	U			Western	
R093	005	226.96	70,955	8.81	8.49	8.81	52.27	U			Western	
R062	240	37.20	73,919	10.63	10.30	10.63	56.86	U			Eastern	
R045	005	20.14	74,269	9.22	8.80	9.22	51.01	U			Western	
R097	005	100.54	74,553	8.70	8.38	8.70	53.57	U			Western	
S547	520	12.01	77,665	9.38	9.16	9.38	73.45	U			Western	
R108	005	253.81	77,757	9.02	8.83	9.02	50.93	U			Western	
R052	002	0.26	78,176	8.59	8.41	8.59	67.45	U			Western	
R118	090	278.80	78,379	9.37	9.02	9.37	54.88	U			Western	
R044	016	8.43	81,136	8.76	8.56	8.76	59.86	U			Western	
R109	005	11.65	88,428	8.73	8.43	8.73	51.58		R		Western	
R001	005	207.76	89,424	8.71	8.40	8.71	55.23		R		Western	
R106	512	11.43	89,757	7.55	7.39	7.55	53.38	U			Western	
D3	512	1.53	90,281	7.71	7.63	7.71	59.26	U			Western	
R098	101	366.77	99,003	9.03	8.84	9.03	53.23	U			Western	
32	Totals/Averages		69,550	9.24	8.90	9.24	55.51	26	6	0	4	28

Factor Support Sheet

PEAK HOUR REPORT 2015

(Sorted by AADT)

100,000 - 200,000 AADT												
SITE	SR	MP	AADT	K30 FACTOR	K100 FACTOR	DESIGN FACTOR	D-FACTOR	URBAN	RURAL	K-REC	LOCATION	
R099	005	104.04	101,350	8.50	8.30	8.50	52.32	U			Western	
R051	205	29.85	117,686	8.16	8.01	8.16	54.67	U			Western	
R036	090	285.23	117,818	9.54	9.28	9.54	56.06	U			Eastern	
S824	405	28.99	119,255	8.05	7.86	8.05	50.52	U			Western	
R060	005	110.03	119,277	7.92	7.76	7.92	51.73	U			Western	
R117	090	2.98	120,604	8.53	8.37	8.53	55.17	U			Western	
R107	016	1.63	120,812	7.99	7.80	7.99	58.81	U			Western	
P6	167	23.70	123,382	6.83	6.74	6.83	58.54	U			Western	
R091	005	119.39	124,884	7.50	7.36	7.50	50.90	U			Western	
S825	090	14.65	127,729	8.83	8.54	8.83	62.73	U			Western	
R017	090	4.22	131,979	8.33	8.12	8.33	52.12	U			Western	
P5	005	1.98	133,794	8.17	8.03	8.17	58.38	U			Western	
R120	005	123.43	138,577	7.44	7.28	7.44	50.82	U			Western	
P4	005	106.70	143,017	8.35	8.21	8.35	50.44	U			Western	
S203	090	10.82	146,408	8.17	8.01	8.17	55.80	U			Western	
R092	005	126.18	148,229	7.46	7.33	7.46	55.28	U			Western	
D1	405	9.26	150,937	6.94	6.77	6.94	51.36	U			Western	
S827	405	4.96	153,081	7.19	7.04	7.19	52.21	U			Western	
P1	005	184.48	186,045	7.41	7.27	7.41	53.55	U			Western	
R082	005	193.07	187,316	7.32	7.15	7.32	50.68	U			Western	
P3	005	176.72	187,892	7.22	7.08	7.22	50.69	U			Western	
S204	405	13.04	192,400	7.35	7.19	7.35	51.24	U			Western	
S837	005	136.80	192,671	6.81	6.68	6.81	55.27	U			Western	
R034	005	131.18	197,418	7.04	6.90	7.04	51.75	U			Western	
24	Totals/Averages		145,107	7.79	7.63	7.79	53.79	24	0	0	1	23

200,000 + AADT												
SITE	SR	MP	AADT	K30 FACTOR	K100 FACTOR	DESIGN FACTOR	D-FACTOR	URBAN	RURAL	K-REC	LOCATION	
S809	005	148.07	203,371	7.56	7.40	7.56	56.76	U			Western	
R046	005	168.84	205,755	6.64	6.50	6.64	50.08	U			Western	
S205	005	153.48	223,881	7.48	7.25	7.48	55.66	U			Western	
3	Totals/Averages		211,002	7.23	7.05	7.23	54.17	3	0	0	0	3

Data Summary (Sorted by Site)		PEAK HOUR REPORT 2015				
SITE	AADT	K-30 Factor % of ADT	K-50 Factor % of ADT	K-100 Factor % of ADT	K-200 Factor % of ADT	D-Factor % of ADT
B02	20,725	11.81	11.21	10.50	9.74	62.99
B03	16,677	10.50	10.24	9.89	9.18	53.46
B04	30,953	14.01	13.59	12.92	12.00	57.15
D1	150,937	6.94	6.89	6.77	6.63	51.36
D10	67,592	10.39	10.29	10.04	9.60	51.42
D12	67,592	10.39	10.29	10.04	9.60	51.42
D13	59,291	7.98	7.90	7.79	7.65	53.58
D14	62,034	9.81	9.72	9.53	9.17	61.52
D3	90,281	7.71	7.69	7.63	7.52	59.26
P01	22,858	10.98	10.53	9.97	9.44	53.94
P02	661	20.73	19.36	17.10	15.58	69.03
P03	13,149	9.99	9.74	9.34	8.92	53.12
P04	50,209	9.21	9.10	8.90	8.65	57.76
P05	1,991	12.96	12.41	11.75	10.90	53.10
P06	42,313	9.14	9.07	8.90	8.71	56.02
P07	6,704	11.28	10.84	10.38	9.74	76.72
P08	26,806	10.11	9.89	9.51	9.04	50.79
P09	18,942	10.38	10.13	9.72	9.11	54.35
P1	186,045	7.41	7.34	7.27	7.16	53.55
P3	187,892	7.22	7.16	7.08	6.95	50.69
P8	54,378	10.37	9.92	9.38	8.79	50.12
P9	21,385	9.84	9.63	9.26	8.92	54.30
P10	11,155	15.09	14.50	13.18	12.30	66.33
P11	4,716	11.49	11.17	10.56	9.86	69.56
P13	4,745	10.58	10.24	9.76	9.19	59.96
P14	3,546	11.70	11.03	10.12	9.31	57.59
P15	0	0.00	0.00	0.00	0.00	0.00
P17	2,238	12.29	11.84	11.26	10.63	75.64
P18	2,647	18.13	17.23	15.53	13.75	52.31
P19	50,284	8.55	8.48	8.35	8.21	66.82
P20	61,396	8.88	8.76	8.57	8.31	50.34
P21	11,676	10.28	10.05	9.78	9.40	60.92
P22	1,835	13.24	12.81	12.10	11.28	51.85
P23	3,973	10.19	9.84	9.31	8.81	61.73
P24	54,395	9.99	9.89	9.61	9.23	55.33
P26	599	15.36	14.52	13.02	11.52	51.09

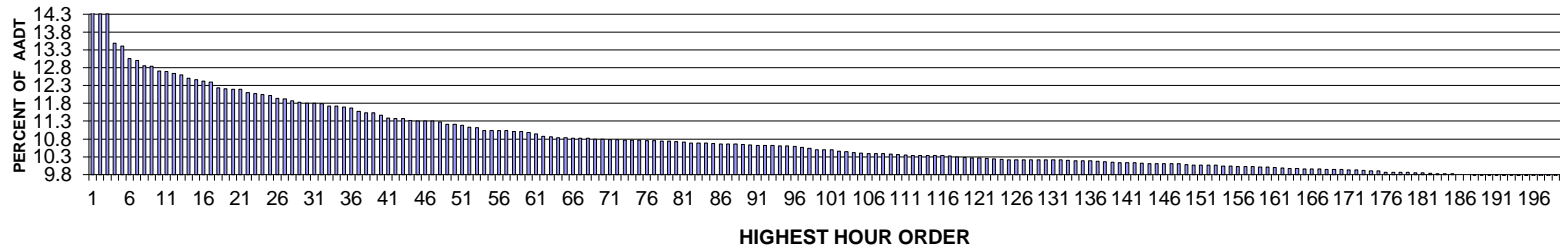
Data Summary (Sorted by Site)		PEAK HOUR REPORT 2015				
SITE	AADT	K-30 Factor % of ADT	K-50 Factor % of ADT	K-100 Factor % of ADT	K-200 Factor % of ADT	D-Factor % of ADT
P27	321	12.46	11.84	11.21	10.28	60.00
P28	16,926	10.55	10.12	9.68	9.29	64.67
P29	49,709	10.06	9.87	9.51	9.22	52.33
P30	6,325	10.58	10.31	9.80	9.26	64.42
P33	8,268	12.48	12.09	11.51	10.33	66.57
P4	143,017	8.35	8.28	8.21	8.06	50.44
P5	133,794	8.17	8.11	8.03	7.92	58.38
P6	123,382	6.83	6.79	6.74	6.68	58.54
P7C	8,066	12.63	12.12	11.36	10.48	53.39
R001	89,424	8.71	8.63	8.40	8.18	55.23
R003N	31,503	9.51	9.44	9.32	9.15	58.38
R003E	49,200	9.58	9.41	9.18	8.92	59.99
R003W	17,963	11.32	10.74	10.13	9.50	58.36
R008	7,349	11.13	10.70	10.00	9.29	57.09
R014	18,942	13.11	12.60	11.85	11.05	57.03
R017	131,979	8.33	8.26	8.12	7.86	52.12
R019	64,448	9.33	9.18	8.92	8.61	50.35
R020	6,644	9.75	9.44	9.00	8.46	51.39
R021	40,577	9.33	9.17	8.97	8.69	57.01
R023	12,191	11.85	11.46	10.79	10.07	60.42
R034	197,418	7.04	7.01	6.90	6.76	51.75
R036	117,818	9.54	9.45	9.28	9.05	56.06
R037	1,819	23.20	20.73	18.75	16.11	54.55
R038	5,038	20.35	19.41	17.80	15.54	79.60
R039	35,881	13.95	13.68	12.96	11.98	51.06
R040N	936	24.68	23.40	20.51	16.77	80.73
R040W	1,926	28.97	25.03	20.30	16.61	52.43
R041	5,207	12.46	11.89	11.22	10.39	51.31
R042	15,757	15.40	14.68	13.80	12.55	52.39
R043	5,312	13.14	12.33	11.56	10.66	72.21
R044	81,136	8.76	8.71	8.56	8.40	59.86
R045	74,269	9.22	9.10	8.80	8.46	51.01
R046	205,755	6.64	6.59	6.50	6.40	50.08
R047E	15,913	12.19	11.86	11.15	10.39	53.56
R047S	5,802	16.67	15.58	14.37	13.00	67.87
R047W	13,498	11.74	11.46	11.02	10.37	56.91

Data Summary (Sorted by Site)		PEAK HOUR REPORT 2015				
SITE	AADT	K-30 Factor % of ADT	K-50 Factor % of ADT	K-100 Factor % of ADT	K-200 Factor % of ADT	D-Factor % of ADT
R048	17,843	11.10	10.86	10.47	9.89	50.00
R050	48,426	10.06	9.97	9.81	9.46	50.75
R051	117,686	8.16	8.09	8.01	7.90	54.67
R052	78,176	8.59	8.52	8.41	8.26	67.45
R053	24,080	10.73	10.47	10.13	9.73	56.00
R054	2,181	13.11	12.56	11.69	10.91	55.24
R055	11,843	14.42	13.81	12.86	11.89	54.63
R057	4,672	18.24	17.14	15.33	14.15	65.64
R058	4,282	20.76	19.85	17.96	16.00	72.67
R059	6,973	13.25	12.72	11.93	10.99	65.48
R060	119,277	7.92	7.85	7.76	7.65	51.73
R061	15,152	10.66	10.39	9.93	9.23	56.28
R062	73,919	10.63	10.52	10.30	9.89	56.86
R063	8,772	10.80	10.53	10.07	9.39	52.69
R064	2,917	11.83	11.45	10.87	10.15	52.46
R066	2,874	21.22	18.48	15.69	12.53	83.81
R067	1,954	13.41	12.79	12.03	11.21	50.00
R068	5,511	10.36	10.03	9.65	9.27	67.08
R069	22,806	10.09	9.94	9.73	9.36	56.08
R070	7,836	10.50	10.31	9.99	9.66	55.89
R073	2,718	14.16	13.43	12.51	11.66	63.12
R074	2,583	20.67	18.97	16.76	14.75	57.74
R075	6,939	12.16	11.75	11.01	10.00	60.43
R076	2,312	12.46	12.07	11.42	10.73	54.86
R077	1,630	13.01	12.21	11.47	10.61	65.09
R078	5,273	10.26	9.86	9.48	9.03	53.79
R081	0	0.00	0.00	0.00	0.00	0.00
R082	187,316	7.32	7.27	7.15	7.03	50.68
R083	1,981	16.36	14.94	13.07	11.56	66.98
R084	4,862	11.74	11.35	10.65	10.02	73.56
R085	17,158	10.93	10.66	10.21	9.62	51.12
R086	20,506	10.10	9.90	9.59	9.09	52.85
R087	63,082	9.22	9.08	8.92	8.76	50.28
R088	49,473	8.79	8.67	8.48	8.27	53.61
R089	17,350	9.14	9.02	8.81	8.56	50.38
R090	20,563	10.38	10.08	9.64	9.09	52.20

Data Summary (Sorted by Site)		PEAK HOUR REPORT 2015				
SITE	AADT	K-30 Factor % of ADT	K-50 Factor % of ADT	K-100 Factor % of ADT	K-200 Factor % of ADT	D-Factor % of ADT
R091	124,884	7.50	7.42	7.36	7.26	50.90
R092	148,229	7.46	7.42	7.33	7.21	55.28
R093	70,955	8.81	8.68	8.49	8.26	52.27
R095	5,549	11.39	10.99	10.45	9.79	53.01
R096	17,644	9.81	9.71	9.49	9.16	55.69
R097	74,553	8.70	8.59	8.38	8.17	53.57
R098	99,003	9.03	8.94	8.84	8.70	53.23
R099	101,350	8.50	8.42	8.30	8.17	52.32
R100	632	13.77	12.82	11.87	10.92	58.62
R101	63,410	9.31	9.21	9.11	8.86	50.96
R102	0	0.00	0.00	0.00	0.00	0.00
R103	0	0.00	0.00	0.00	0.00	0.00
R104	63,523	9.49	9.34	9.09	8.73	51.83
R105	39,275	9.85	9.77	9.59	9.35	52.38
R106	89,757	7.55	7.49	7.39	7.29	53.38
R107	120,812	7.99	7.92	7.80	7.65	58.81
R108	77,757	9.02	8.97	8.83	8.63	50.93
R109	88,428	8.73	8.63	8.43	8.14	51.58
R110	61,631	9.71	9.51	9.20	8.80	54.14
R111	7,367	11.92	11.76	11.43	10.93	61.16
R112	42,582	8.66	8.57	8.45	8.28	60.02
R113	0	0.00	0.00	0.00	0.00	0.00
R114	11,710	11.42	11.26	11.05	10.67	67.17
R115	65,870	9.65	9.46	9.13	8.65	50.13
R116	56,128	9.03	8.95	8.81	8.53	59.04
R117	120,604	8.53	8.49	8.37	8.03	55.17
R118	78,379	9.37	9.27	9.02	8.68	54.88
R119	0	0.00	0.00	0.00	0.00	0.00
R120	138,577	7.44	7.38	7.28	7.19	50.82
R121	0	0.00	0.00	0.00	0.00	0.00
R122	0	0.00	0.00	0.00	0.00	0.00
R123	0	0.00	0.00	0.00	0.00	0.00
R124	0	0.00	0.00	0.00	0.00	0.00
S103	53,693	9.71	9.59	9.44	9.27	54.72
S189	0	0.00	0.00	0.00	0.00	0.00
S201	0	0.00	0.00	0.00	0.00	0.00

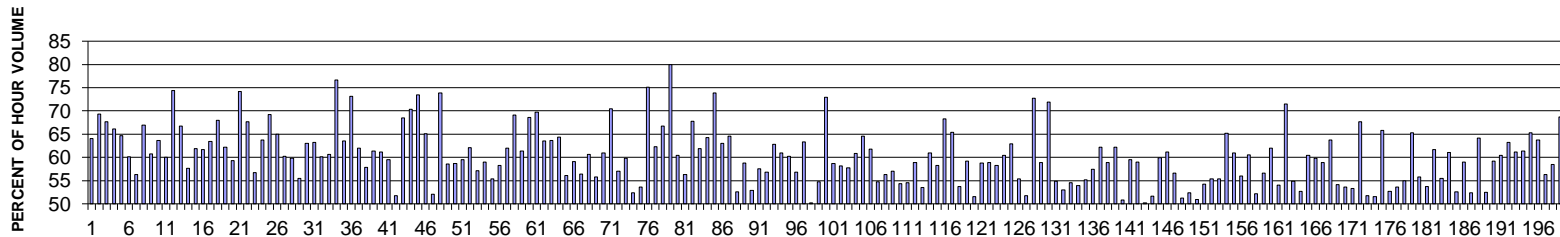
Data Summary (Sorted by Site)		PEAK HOUR REPORT 2015				
SITE	AADT	K-30 Factor % of ADT	K-50 Factor % of ADT	K-100 Factor % of ADT	K-200 Factor % of ADT	D-Factor % of ADT
S202	0	0.00	0.00	0.00	0.00	0.00
S203	146,408	8.17	8.10	8.01	7.89	55.80
S204	192,400	7.35	7.28	7.19	7.10	51.24
S205	223,881	7.48	7.37	7.25	7.11	55.66
S206	33,180	9.36	9.29	9.14	8.95	54.89
S502	47,823	9.53	9.37	9.14	8.87	56.76
S503	22,410	10.13	9.96	9.64	9.21	51.12
S533	0	0.00	0.00	0.00	0.00	0.00
S547	77,665	9.38	9.31	9.16	8.92	73.45
S612	4,480	11.12	10.78	10.20	9.55	64.66
S706	8,492	10.70	10.39	10.00	9.61	62.05
S803	31,366	9.27	9.18	8.87	8.61	54.16
S809	203,371	7.56	7.50	7.40	7.26	56.76
S818E	4,231	21.15	20.33	17.89	15.15	61.29
S818S	2,184	24.68	23.17	19.92	15.75	53.79
S818W	2,147	19.24	18.03	16.39	14.35	55.68
S819	3,446	10.27	10.04	9.69	9.37	67.88
S820	2,239	11.84	11.48	10.85	10.27	58.49
S822	0	0.00	0.00	0.00	0.00	0.00
S824	119,255	8.05	7.97	7.86	7.73	50.52
S825	127,729	8.83	8.72	8.54	8.38	62.73
S826	62,945	10.30	9.82	9.32	8.83	63.44
S827	153,081	7.19	7.14	7.04	6.89	52.21
S837	192,671	6.81	6.74	6.68	6.58	55.27
S838	25,216	10.28	10.13	9.84	9.34	56.35
S839	43,225	9.81	9.68	9.51	9.27	57.52
S840	688	31.40	28.78	23.84	20.35	60.37
S841E	2,575	15.53	14.45	12.97	11.88	66.11
S841W	6,382	14.18	13.57	12.66	11.63	75.33
S901	32,164	14.39	13.97	13.26	12.36	52.75
S903	30,180	12.93	12.37	11.18	9.84	58.76

**SR 012 MP 12.30 BRADY ADC SITE B02
K FOR PEAK 200 HOURS OF 2015**



AADT= 20725 **K 30 FACTOR=** 11.81 **K 100 FACTOR=** 10.50 **K 200 FACTOR=** 9.74 **D 30 FACTOR=** 62.99

**SR 012 MP 12.30 BRADY ADC SITE B02
D % IN THE PEAK 200 HOURS OF 2015**



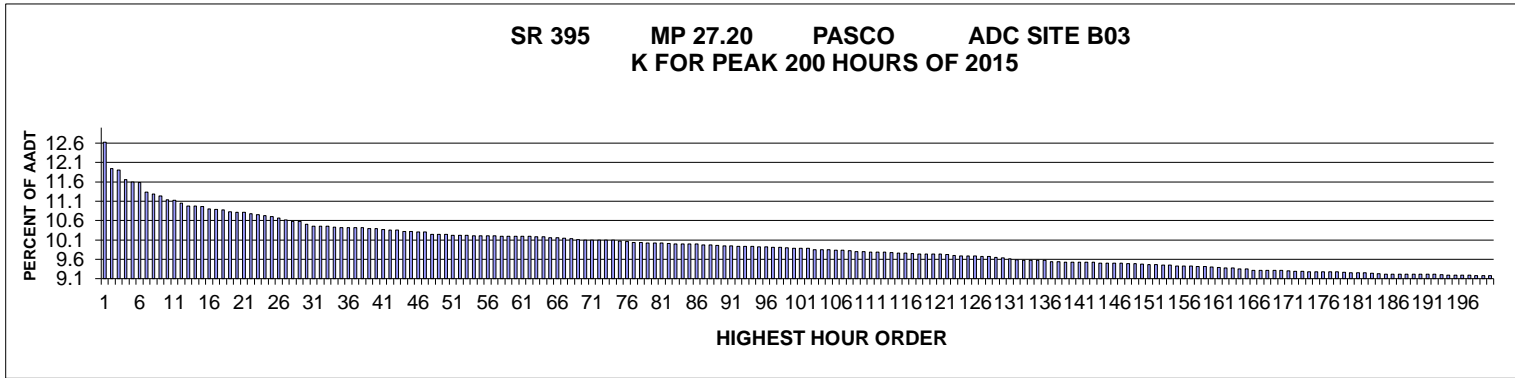
MO	DY	YR	DAY OF WK	HR	HR VOL	PERCENT OF AADT	HOUR NUMBER	AADT	EAST VOLUME	WEST VOLUME	PERCENT EAST IS OF TOTAL VOLUME	PERCENT WEST IS OF TOTAL VOLUME
7	5	15	1	13	3,062	14.77	1	20,725	1,960	1,102	64.01	35.99
7	5	15	1	15	2,966	14.31	2	20,725	2,057	909	69.35	30.65
7	5	15	1	14	2,965	14.31	3	20,725	2,006	959	67.66	32.34
7	3	15	6	13	2,795	13.49	4	20,725	946	1,849	33.85	66.15
7	5	15	1	12	2,778	13.40	5	20,725	1,797	981	64.69	35.31
7	19	15	1	14	2,705	13.05	6	20,725	1,627	1,078	60.15	39.85
8	2	15	1	13	2,694	13.00	7	20,725	1,517	1,177	56.31	43.69
8	23	15	1	14	2,665	12.86	8	20,725	1,785	880	66.98	33.02
8	16	15	1	14	2,662	12.84	9	20,725	1,616	1,046	60.71	39.29
8	23	15	1	15	2,635	12.71	10	20,725	1,677	958	63.64	36.36

MO	DY	YR	DAY OF WK	HR	HR VOL	PERCENT OF AADT	HOUR NUMBER	AADT	EAST VOLUME	WEST VOLUME	PERCENT EAST IS OF TOTAL VOLUME	PERCENT WEST IS OF TOTAL VOLUME
8	16	15	1	13	2,629	12.69	11	20,725	1,577	1,052	59.98	40.02
7	5	15	1	16	2,619	12.64	12	20,725	1,948	671	74.38	25.62
7	3	15	6	15	2,611	12.60	13	20,725	869	1,742	33.28	66.72
7	19	15	1	13	2,590	12.50	14	20,725	1,492	1,098	57.61	42.39
8	9	15	1	14	2,582	12.46	15	20,725	1,598	984	61.89	38.11
8	2	15	1	14	2,574	12.42	16	20,725	1,588	986	61.69	38.31
8	23	15	1	13	2,570	12.40	17	20,725	1,629	941	63.39	36.61
7	3	15	6	14	2,536	12.24	18	20,725	813	1,723	32.06	67.94
7	26	15	1	14	2,531	12.21	19	20,725	1,575	956	62.23	37.77
8	23	15	1	12	2,529	12.20	20	20,725	1,499	1,030	59.27	40.73
7	5	15	1	17	2,527	12.19	21	20,725	1,874	653	74.16	25.84
7	3	15	6	12	2,508	12.10	22	20,725	810	1,698	32.30	67.70
7	19	15	1	12	2,501	12.07	23	20,725	1,418	1,083	56.70	43.30
7	26	15	1	13	2,495	12.04	24	20,725	1,589	906	63.69	36.31
7	5	15	1	11	2,491	12.02	25	20,725	1,724	767	69.21	30.79
7	3	15	6	16	2,475	11.94	26	20,725	866	1,609	34.99	65.01
8	16	15	1	15	2,470	11.92	27	20,725	1,488	982	60.24	39.76
8	9	15	1	13	2,460	11.87	28	20,725	1,471	989	59.80	40.20
8	7	15	6	16	2,451	11.83	29	20,725	1,092	1,359	44.55	55.45
7	19	15	1	15	2,448	11.81	30	20,725	1,542	906	62.99	37.01
4	19	15	1	13	2,445	11.80	31	20,725	1,546	899	63.23	36.77
8	2	15	1	15	2,444	11.79	32	20,725	1,470	974	60.15	39.85
8	9	15	1	15	2,429	11.72	33	20,725	1,474	955	60.68	39.32
7	5	15	1	18	2,428	11.72	34	20,725	1,860	568	76.61	23.39
8	1	15	7	12	2,425	11.70	35	20,725	885	1,540	36.49	63.51
7	3	15	6	11	2,419	11.67	36	20,725	650	1,769	26.87	73.13
8	1	15	7	13	2,398	11.57	37	20,725	911	1,487	37.99	62.01
8	2	15	1	12	2,392	11.54	38	20,725	1,383	1,009	57.82	42.18
8	1	15	7	14	2,389	11.53	39	20,725	922	1,467	38.59	61.41
2	15	15	1	13	2,377	11.47	40	20,725	923	1,454	38.83	61.17
8	16	15	1	12	2,359	11.38	41	20,725	1,404	955	59.52	40.48
8	7	15	6	18	2,357	11.37	42	20,725	1,137	1,220	48.24	51.76
9	7	15	2	13	2,357	11.37	43	20,725	1,614	743	68.48	31.52
5	25	15	2	12	2,347	11.32	44	20,725	1,651	696	70.35	29.65
5	25	15	2	13	2,345	11.31	45	20,725	1,723	622	73.48	26.52
7	3	15	6	17	2,345	11.31	46	20,725	818	1,527	34.88	65.12
8	7	15	6	17	2,342	11.30	47	20,725	1,123	1,219	47.95	52.05
5	25	15	2	14	2,338	11.28	48	20,725	1,726	612	73.82	26.18
2	15	15	1	14	2,324	11.21	49	20,725	964	1,360	41.48	58.52
9	4	15	6	18	2,323	11.21	50	20,725	959	1,364	41.28	58.72
8	21	15	6	16	2,317	11.18	51	20,725	939	1,378	40.53	59.47
9	5	15	7	13	2,306	11.13	52	20,725	874	1,432	37.90	62.10
7	6	15	2	13	2,302	11.11	53	20,725	1,314	988	57.08	42.92
8	14	15	6	16	2,289	11.04	54	20,725	939	1,350	41.02	58.98
7	31	15	6	14	2,288	11.04	55	20,725	1,022	1,266	44.67	55.33
7	31	15	6	16	2,285	11.03	56	20,725	955	1,330	41.79	58.21
8	16	15	1	16	2,285	11.03	57	20,725	1,415	870	61.93	38.07
9	7	15	2	12	2,282	11.01	58	20,725	1,578	704	69.15	30.85

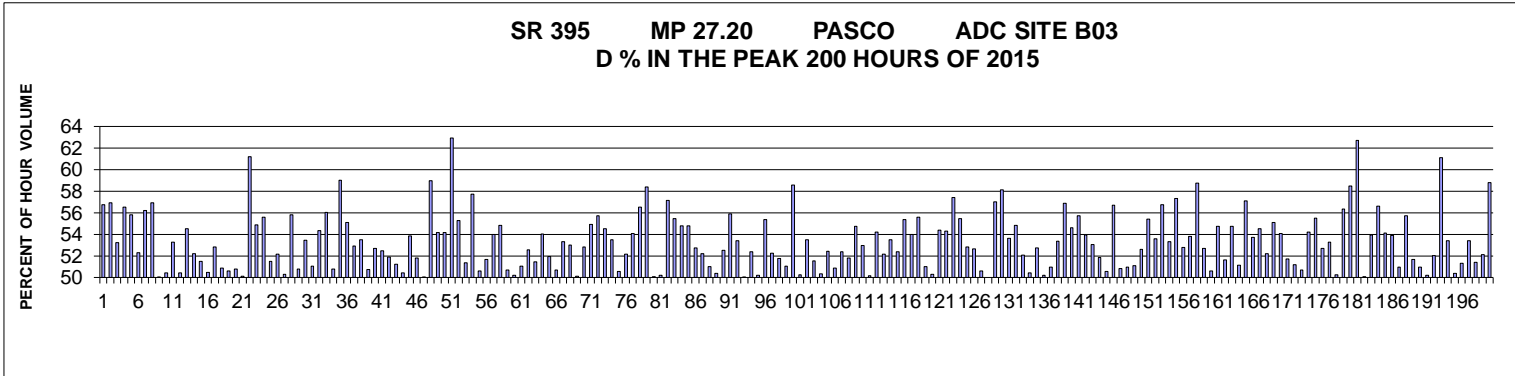
MO	DY	YR	DAY OF WK	HR	HR VOL	PERCENT OF AADT	HOUR NUMBER	AADT	EAST VOLUME	WEST VOLUME	PERCENT	PERCENT
											EAST IS OF TOTAL VOLUME	WEST IS OF TOTAL VOLUME
7	12	15	1	13	2,281	11.01	59	20,725	1,399	882	61.33	38.67
7	4	15	7	13	2,275	10.98	60	20,725	715	1,560	31.43	68.57
9	7	15	2	14	2,268	10.94	61	20,725	1,582	686	69.75	30.25
3	20	15	6	16	2,252	10.87	62	20,725	821	1,431	36.46	63.54
7	18	15	7	12	2,251	10.86	63	20,725	819	1,432	36.38	63.62
7	26	15	1	12	2,246	10.84	64	20,725	1,446	800	64.38	35.62
8	21	15	6	17	2,246	10.84	65	20,725	985	1,261	43.86	56.14
8	9	15	1	16	2,243	10.82	66	20,725	1,325	918	59.07	40.93
8	22	15	7	13	2,243	10.82	67	20,725	979	1,264	43.65	56.35
8	23	15	1	16	2,242	10.82	68	20,725	1,359	883	60.62	39.38
7	2	15	5	16	2,237	10.79	69	20,725	989	1,248	44.21	55.79
9	4	15	6	17	2,237	10.79	70	20,725	874	1,363	39.07	60.93
9	7	15	2	15	2,235	10.78	71	20,725	1,574	661	70.43	29.57
8	14	15	6	15	2,234	10.78	72	20,725	960	1,274	42.97	57.03
7	3	15	6	18	2,232	10.77	73	20,725	897	1,335	40.19	59.81
8	7	15	6	14	2,230	10.76	74	20,725	1,061	1,169	47.58	52.42
8	7	15	6	15	2,229	10.76	75	20,725	1,035	1,194	46.43	53.57
3	22	15	1	13	2,228	10.75	76	20,725	1,673	555	75.09	24.91
7	19	15	1	16	2,227	10.75	77	20,725	1,388	839	62.33	37.67
4	19	15	1	14	2,226	10.74	78	20,725	1,486	740	66.76	33.24
7	5	15	1	19	2,225	10.74	79	20,725	1,778	447	79.91	20.09
8	22	15	7	12	2,224	10.73	80	20,725	880	1,344	39.57	60.43
7	31	15	6	17	2,220	10.71	81	20,725	970	1,250	43.69	56.31
4	19	15	1	15	2,215	10.69	82	20,725	1,500	715	67.72	32.28
7	26	15	1	15	2,214	10.68	83	20,725	1,370	844	61.88	38.12
7	19	15	1	17	2,213	10.68	84	20,725	1,422	791	64.26	35.74
3	22	15	1	14	2,212	10.67	85	20,725	1,634	578	73.87	26.13
8	2	15	1	16	2,210	10.66	86	20,725	1,392	818	62.99	37.01
9	5	15	7	12	2,210	10.66	87	20,725	783	1,427	35.43	64.57
2	16	15	2	14	2,209	10.66	88	20,725	1,161	1,048	52.56	47.44
7	2	15	5	17	2,205	10.64	89	20,725	908	1,297	41.18	58.82
8	21	15	6	13	2,204	10.63	90	20,725	1,038	1,166	47.10	52.90
2	16	15	2	15	2,202	10.62	91	20,725	1,266	936	57.49	42.51
8	21	15	6	15	2,201	10.62	92	20,725	950	1,251	43.16	56.84
9	5	15	7	14	2,201	10.62	93	20,725	819	1,382	37.21	62.79
5	10	15	1	13	2,198	10.61	94	20,725	1,340	858	60.96	39.04
7	18	15	7	13	2,196	10.60	95	20,725	874	1,322	39.80	60.20
7	24	15	6	18	2,195	10.59	96	20,725	949	1,246	43.23	56.77
3	20	15	6	17	2,191	10.57	97	20,725	804	1,387	36.70	63.30
8	8	15	7	13	2,184	10.54	98	20,725	1,088	1,096	49.82	50.18
9	11	15	6	16	2,177	10.50	99	20,725	986	1,191	45.29	54.71
5	25	15	2	15	2,176	10.50	100	20,725	1,588	588	72.98	27.02
7	25	15	7	12	2,176	10.50	101	20,725	899	1,277	41.31	58.69
8	14	15	6	17	2,168	10.46	102	20,725	907	1,261	41.84	58.16
7	2	15	5	13	2,163	10.44	103	20,725	914	1,249	42.26	57.74
8	9	15	1	12	2,157	10.41	104	20,725	1,313	844	60.87	39.13
7	12	15	1	14	2,155	10.40	105	20,725	1,391	764	64.55	35.45
4	19	15	1	12	2,154	10.39	106	20,725	1,331	823	61.79	38.21
7	2	15	5	18	2,154	10.39	107	20,725	974	1,180	45.22	54.78

MO	DY	YR	DAY OF WK	HR	HR VOL	PERCENT OF AADT	HOUR NUMBER	AADT	EAST VOLUME	WEST VOLUME	PERCENT	PERCENT
											IS OF TOTAL VOLUME	WEST IS OF TOTAL VOLUME
7	31	15	6	15	2,154	10.39	108	20,725	942	1,212	43.73	56.27
7	17	15	6	17	2,152	10.38	109	20,725	925	1,227	42.98	57.02
7	31	15	6	13	2,148	10.36	110	20,725	981	1,167	45.67	54.33
2	16	15	2	13	2,145	10.35	111	20,725	1,171	974	54.59	45.41
7	6	15	2	15	2,142	10.34	112	20,725	1,262	880	58.92	41.08
8	21	15	6	14	2,142	10.34	113	20,725	995	1,147	46.45	53.55
5	22	15	6	16	2,141	10.33	114	20,725	837	1,304	39.09	60.91
7	18	15	7	14	2,141	10.33	115	20,725	893	1,248	41.71	58.29
4	19	15	1	16	2,140	10.33	116	20,725	1,461	679	68.27	31.73
8	23	15	1	17	2,138	10.32	117	20,725	1,399	739	65.43	34.57
8	21	15	6	18	2,134	10.30	118	20,725	988	1,146	46.30	53.70
6	21	15	1	13	2,130	10.28	119	20,725	1,261	869	59.20	40.80
8	7	15	6	13	2,128	10.27	120	20,725	1,031	1,097	48.45	51.55
8	15	15	7	12	2,128	10.27	121	20,725	878	1,250	41.26	58.74
7	24	15	6	17	2,127	10.26	122	20,725	874	1,253	41.09	58.91
7	6	15	2	12	2,123	10.24	123	20,725	1,236	887	58.22	41.78
7	26	15	1	16	2,121	10.23	124	20,725	1,281	840	60.40	39.60
7	12	15	1	15	2,119	10.22	125	20,725	1,332	787	62.86	37.14
7	24	15	6	16	2,118	10.22	126	20,725	946	1,172	44.66	55.34
8	7	15	6	12	2,118	10.22	127	20,725	1,021	1,097	48.21	51.79
7	4	15	7	12	2,117	10.21	128	20,725	577	1,540	27.26	72.74
9	4	15	6	15	2,116	10.21	129	20,725	870	1,246	41.12	58.88
9	7	15	2	16	2,116	10.21	130	20,725	1,521	595	71.88	28.12
7	31	15	6	18	2,115	10.21	131	20,725	955	1,160	45.15	54.85
9	11	15	6	18	2,115	10.21	132	20,725	994	1,121	47.00	53.00
8	14	15	6	18	2,113	10.20	133	20,725	960	1,153	45.43	54.57
7	24	15	6	14	2,112	10.19	134	20,725	974	1,138	46.12	53.88
7	10	15	6	17	2,111	10.19	135	20,725	947	1,164	44.86	55.14
8	28	15	6	16	2,111	10.19	136	20,725	899	1,212	42.59	57.41
2	16	15	2	17	2,108	10.17	137	20,725	1,310	798	62.14	37.86
9	4	15	6	16	2,106	10.16	138	20,725	867	1,239	41.17	58.83
6	21	15	1	14	2,104	10.15	139	20,725	1,308	796	62.17	37.83
7	18	15	7	16	2,102	10.14	140	20,725	1,033	1,069	49.14	50.86
8	9	15	1	17	2,102	10.14	141	20,725	1,250	852	59.47	40.53
8	1	15	7	15	2,099	10.13	142	20,725	860	1,239	40.97	59.03
8	14	15	6	13	2,097	10.12	143	20,725	1,052	1,045	50.17	49.83
8	8	15	7	12	2,096	10.11	144	20,725	1,014	1,082	48.38	51.62
7	6	15	2	14	2,095	10.11	145	20,725	1,255	840	59.90	40.10
7	2	15	5	14	2,094	10.10	146	20,725	814	1,280	38.87	61.13
8	22	15	7	14	2,094	10.10	147	20,725	908	1,186	43.36	56.64
8	8	15	7	14	2,093	10.10	148	20,725	1,073	1,020	51.27	48.73
7	10	15	6	14	2,089	10.08	149	20,725	996	1,093	47.68	52.32
8	28	15	6	17	2,088	10.07	150	20,725	1,024	1,064	49.04	50.96
7	17	15	6	15	2,087	10.07	151	20,725	955	1,132	45.76	54.24
7	10	15	6	16	2,085	10.06	152	20,725	931	1,154	44.65	55.35
6	7	15	1	13	2,084	10.06	153	20,725	1,154	930	55.37	44.63
8	2	15	1	17	2,081	10.04	154	20,725	1,356	725	65.16	34.84
7	2	15	5	15	2,080	10.04	155	20,725	812	1,268	39.04	60.96
7	24	15	6	15	2,077	10.02	156	20,725	914	1,163	44.01	55.99
7	2	15	5	12	2,076	10.02	157	20,725	820	1,256	39.50	60.50

MO	DY	YR	DAY OF WK	HR	HR VOL	PERCENT OF AADT	HOUR NUMBER	AADT	EAST VOLUME	WEST VOLUME	PERCENT	PERCENT
											EAST IS OF TOTAL VOLUME	WEST IS OF TOTAL VOLUME
7	17	15	6	13	2,076	10.02	158	20,725	994	1,082	47.88	52.12
7	17	15	6	16	2,075	10.01	159	20,725	901	1,174	43.42	56.58
5	22	15	6	15	2,074	10.01	160	20,725	789	1,285	38.04	61.96
9	11	15	6	17	2,072	10.00	161	20,725	952	1,120	45.95	54.05
3	22	15	1	15	2,069	9.98	162	20,725	1,479	590	71.48	28.52
7	24	15	6	13	2,067	9.97	163	20,725	934	1,133	45.19	54.81
6	12	15	6	18	2,066	9.97	164	20,725	978	1,088	47.34	52.66
5	22	15	6	17	2,065	9.96	165	20,725	817	1,248	39.56	60.44
6	14	15	1	13	2,065	9.96	166	20,725	1,234	831	59.76	40.24
5	22	15	6	18	2,064	9.96	167	20,725	848	1,216	41.09	58.91
8	1	15	7	11	2,062	9.95	168	20,725	747	1,315	36.23	63.77
8	5	15	4	15	2,062	9.95	169	20,725	1,116	946	54.12	45.88
8	1	15	7	16	2,060	9.94	170	20,725	956	1,104	46.41	53.59
2	13	15	6	17	2,059	9.93	171	20,725	961	1,098	46.67	53.33
7	4	15	7	14	2,057	9.93	172	20,725	665	1,392	32.33	67.67
7	10	15	6	18	2,055	9.92	173	20,725	991	1,064	48.22	51.78
8	8	15	7	15	2,052	9.90	174	20,725	1,057	995	51.51	48.49
7	19	15	1	18	2,051	9.90	175	20,725	1,349	702	65.77	34.23
7	17	15	6	14	2,044	9.86	176	20,725	968	1,076	47.36	52.64
7	17	15	6	18	2,044	9.86	177	20,725	948	1,096	46.38	53.62
4	17	15	6	17	2,043	9.86	178	20,725	920	1,123	45.03	54.97
6	7	15	1	16	2,043	9.86	179	20,725	1,333	710	65.25	34.75
8	28	15	6	15	2,042	9.85	180	20,725	904	1,138	44.27	55.73
2	16	15	2	12	2,041	9.85	181	20,725	1,096	945	53.70	46.30
2	14	15	7	13	2,039	9.84	182	20,725	782	1,257	38.35	61.65
7	31	15	6	12	2,036	9.82	183	20,725	906	1,130	44.50	55.50
9	12	15	7	12	2,036	9.82	184	20,725	793	1,243	38.95	61.05
8	14	15	6	14	2,035	9.82	185	20,725	965	1,070	47.42	52.58
6	7	15	1	14	2,032	9.80	186	20,725	1,199	833	59.01	40.99
8	28	15	6	18	2,031	9.80	187	20,725	967	1,064	47.61	52.39
8	2	15	1	18	2,030	9.79	188	20,725	1,303	727	64.19	35.81
9	18	15	6	17	2,030	9.79	189	20,725	964	1,066	47.49	52.51
6	14	15	1	14	2,029	9.79	190	20,725	1,201	828	59.19	40.81
3	20	15	6	18	2,028	9.79	191	20,725	803	1,225	39.60	60.40
5	3	15	1	14	2,028	9.79	192	20,725	1,283	745	63.26	36.74
6	7	15	1	15	2,027	9.78	193	20,725	1,239	788	61.12	38.88
5	22	15	6	14	2,025	9.77	194	20,725	783	1,242	38.67	61.33
8	23	15	1	18	2,024	9.77	195	20,725	1,322	702	65.32	34.68
8	16	15	1	17	2,021	9.75	196	20,725	1,288	733	63.73	36.27
9	11	15	6	15	2,021	9.75	197	20,725	883	1,138	43.69	56.31
7	25	15	7	13	2,020	9.75	198	20,725	838	1,182	41.49	58.51
9	20	15	1	13	2,020	9.75	199	20,725	1,388	632	68.71	31.29
2	16	15	2	16	2,019	9.74	200	20,725	1,199	820	59.39	40.61



AADT= 16677 K 30 FACTOR= 10.5 K 100 FACTOR= 9.89 K 200 FACTOR= 9.18 D 30 FACTOR= 53.46



MO	DY	YR	DAY OF WK	HR	HR VOL	PERCENT OF AADT	HOUR NUMBER	AADT	NORTH VOLUME	SOUTH VOLUME	PERCENT NORTH IS OF TOTAL VOLUME	PERCENT SOUTH IS OF TOTAL VOLUME
11	29	15	1	14	2,107	12.63	1	16,677	1,196	911	56.76	43.24
11	29	15	1	15	1,991	11.94	2	16,677	1,133	858	56.91	43.09
11	29	15	1	13	1,987	11.91	3	16,677	1,058	929	53.25	46.75
7	19	15	1	17	1,944	11.66	4	16,677	1,099	845	56.53	43.47
7	31	15	6	15	1,935	11.60	5	16,677	855	1,080	44.19	55.81
11	25	15	4	15	1,932	11.58	6	16,677	922	1,010	47.72	52.28
8	9	15	1	17	1,889	11.33	7	16,677	1,062	827	56.22	43.78
7	5	15	1	15	1,881	11.28	8	16,677	810	1,071	43.06	56.94
11	25	15	4	14	1,873	11.23	9	16,677	936	937	49.97	50.03
9	4	15	6	16	1,858	11.14	10	16,677	937	921	50.43	49.57
9	4	15	6	18	1,855	11.12	11	16,677	867	988	46.74	53.26
10	16	15	6	17	1,843	11.05	12	16,677	914	929	49.59	50.41
11	29	15	1	12	1,830	10.97	13	16,677	832	998	45.46	54.54
7	31	15	6	16	1,829	10.97	14	16,677	874	955	47.79	52.21

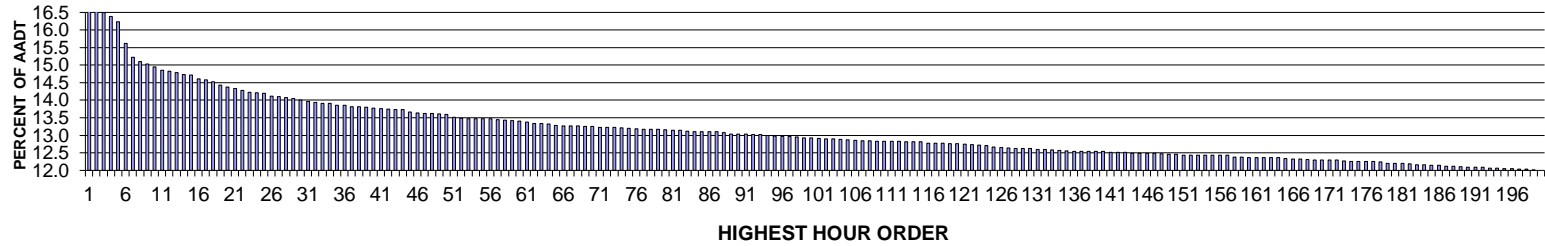
MO	DY	YR	DAY OF WK	HR	HR VOL	PERCENT OF AADT	HOUR NUMBER	AADT	NORTH VOLUME	SOUTH VOLUME	PERCENT NORTH IS OF TOTAL VOLUME	PERCENT SOUTH IS OF TOTAL VOLUME
9	4	15	6	17	1,828	10.96	15	16,677	941	887	51.48	48.52
11	25	15	4	13	1,817	10.90	16	16,677	900	917	49.53	50.47
10	25	15	1	16	1,816	10.89	17	16,677	857	959	47.19	52.81
7	26	15	1	16	1,812	10.87	18	16,677	922	890	50.88	49.12
10	16	15	6	16	1,806	10.83	19	16,677	914	892	50.61	49.39
8	7	15	6	16	1,803	10.81	20	16,677	887	916	49.20	50.80
8	16	15	1	15	1,802	10.81	21	16,677	899	903	49.89	50.11
7	5	15	1	14	1,798	10.78	22	16,677	698	1,100	38.82	61.18
9	7	15	2	16	1,793	10.75	23	16,677	809	984	45.12	54.88
8	16	15	1	14	1,790	10.73	24	16,677	795	995	44.41	55.59
10	16	15	6	18	1,785	10.70	25	16,677	866	919	48.52	51.48
10	23	15	6	17	1,779	10.67	26	16,677	851	928	47.84	52.16
7	24	15	6	15	1,771	10.62	27	16,677	891	880	50.31	49.69
8	9	15	1	14	1,765	10.58	28	16,677	780	985	44.19	55.81
8	14	15	6	14	1,764	10.58	29	16,677	896	868	50.79	49.21
7	19	15	1	14	1,751	10.50	30	16,677	815	936	46.54	53.46
8	21	15	6	17	1,744	10.46	31	16,677	854	890	48.97	51.03
11	25	15	4	12	1,744	10.46	32	16,677	796	948	45.64	54.36
11	25	15	4	16	1,744	10.46	33	16,677	767	977	43.98	56.02
7	17	15	6	16	1,740	10.43	34	16,677	884	856	50.80	49.20
7	5	15	1	16	1,738	10.42	35	16,677	712	1,026	40.97	59.03
4	3	15	6	16	1,737	10.42	36	16,677	780	957	44.91	55.09
7	17	15	6	15	1,737	10.42	37	16,677	818	919	47.09	52.91
10	9	15	6	17	1,737	10.42	38	16,677	808	929	46.52	53.48
8	16	15	1	17	1,733	10.39	39	16,677	854	879	49.28	50.72
8	23	15	1	15	1,733	10.39	40	16,677	820	913	47.32	52.68
10	23	15	6	16	1,730	10.37	41	16,677	822	908	47.51	52.49
10	25	15	1	17	1,728	10.36	42	16,677	831	897	48.09	51.91
4	10	15	6	16	1,726	10.35	43	16,677	884	842	51.22	48.78
10	11	15	1	16	1,721	10.32	44	16,677	868	853	50.44	49.56
10	25	15	1	15	1,721	10.32	45	16,677	794	927	46.14	53.86
7	24	15	6	14	1,720	10.31	46	16,677	891	829	51.80	48.20
8	14	15	6	15	1,719	10.31	47	16,677	860	859	50.03	49.97
8	9	15	1	13	1,710	10.25	48	16,677	702	1,008	41.05	58.95
10	18	15	1	15	1,709	10.25	49	16,677	783	926	45.82	54.18
10	2	15	6	17	1,708	10.24	50	16,677	783	925	45.84	54.16
7	5	15	1	13	1,705	10.22	51	16,677	632	1,073	37.07	62.93
7	24	15	6	17	1,704	10.22	52	16,677	762	942	44.72	55.28
8	16	15	1	16	1,704	10.22	53	16,677	829	875	48.65	51.35
9	7	15	2	14	1,703	10.21	54	16,677	720	983	42.28	57.72
7	2	15	5	16	1,702	10.21	55	16,677	861	841	50.59	49.41
7	10	15	6	16	1,702	10.21	56	16,677	879	823	51.65	48.35
7	19	15	1	15	1,702	10.21	57	16,677	783	919	46.00	54.00
9	25	15	6	17	1,701	10.20	58	16,677	768	933	45.15	54.85
8	14	15	6	13	1,700	10.19	59	16,677	838	862	49.29	50.71
7	24	15	6	16	1,699	10.19	60	16,677	853	846	50.21	49.79
8	7	15	6	17	1,699	10.19	61	16,677	832	867	48.97	51.03
8	9	15	1	15	1,699	10.19	62	16,677	806	893	47.44	52.56
8	23	15	1	16	1,697	10.18	63	16,677	824	873	48.56	51.44

MO	DY	YR	DAY OF WK	HR	HR VOL	PERCENT OF AADT	HOUR NUMBER	AADT	NORTH VOLUME	SOUTH VOLUME	PERCENT NORTH IS OF TOTAL VOLUME	PERCENT SOUTH IS OF TOTAL VOLUME
11	6	15	6	15	1,697	10.18	64	16,677	917	780	54.04	45.96
9	4	15	6	15	1,695	10.16	65	16,677	880	815	51.92	48.08
8	21	15	6	16	1,694	10.16	66	16,677	835	859	49.29	50.71
10	2	15	6	16	1,691	10.14	67	16,677	789	902	46.66	53.34
8	21	15	6	15	1,690	10.13	68	16,677	794	896	46.98	53.02
7	26	15	1	15	1,686	10.11	69	16,677	845	841	50.12	49.88
7	17	15	6	17	1,685	10.10	70	16,677	795	890	47.18	52.82
8	2	15	1	14	1,685	10.10	71	16,677	760	925	45.10	54.90
9	7	15	2	17	1,685	10.10	72	16,677	746	939	44.27	55.73
7	31	15	6	17	1,684	10.10	73	16,677	766	918	45.49	54.51
11	6	15	6	16	1,684	10.10	74	16,677	901	783	53.50	46.50
7	12	15	1	15	1,679	10.07	75	16,677	830	849	49.43	50.57
9	18	15	6	17	1,678	10.06	76	16,677	803	875	47.85	52.15
4	12	15	1	16	1,672	10.03	77	16,677	904	768	54.07	45.93
8	23	15	1	14	1,672	10.03	78	16,677	727	945	43.48	56.52
3	13	15	6	17	1,671	10.02	79	16,677	695	976	41.59	58.41
7	17	15	6	18	1,671	10.02	80	16,677	837	834	50.09	49.91
10	23	15	6	15	1,671	10.02	81	16,677	832	839	49.79	50.21
7	16	15	5	17	1,669	10.01	82	16,677	715	954	42.84	57.16
7	19	15	1	13	1,668	10.00	83	16,677	743	925	44.54	55.46
8	2	15	1	15	1,668	10.00	84	16,677	754	914	45.20	54.80
7	31	15	6	14	1,667	10.00	85	16,677	913	754	54.77	45.23
8	7	15	6	14	1,667	10.00	86	16,677	879	788	52.73	47.27
10	18	15	1	16	1,663	9.97	87	16,677	868	795	52.19	47.81
7	10	15	6	17	1,662	9.97	88	16,677	848	814	51.02	48.98
10	18	15	1	17	1,661	9.96	89	16,677	824	837	49.61	50.39
9	7	15	2	15	1,660	9.95	90	16,677	788	872	47.47	52.53
10	25	15	1	14	1,659	9.95	91	16,677	732	927	44.12	55.88
4	12	15	1	15	1,657	9.94	92	16,677	885	772	53.41	46.59
9	18	15	6	16	1,657	9.94	93	16,677	829	828	50.03	49.97
11	6	15	6	17	1,657	9.94	94	16,677	868	789	52.38	47.62
4	10	15	6	17	1,655	9.92	95	16,677	831	824	50.21	49.79
4	3	15	6	17	1,654	9.92	96	16,677	738	916	44.62	55.38
8	2	15	1	16	1,652	9.91	97	16,677	789	863	47.76	52.24
8	30	15	1	15	1,652	9.91	98	16,677	797	855	48.24	51.76
8	28	15	6	16	1,651	9.90	99	16,677	808	843	48.94	51.06
10	18	15	1	13	1,649	9.89	100	16,677	683	966	41.42	58.58
7	17	15	6	14	1,648	9.88	101	16,677	820	828	49.76	50.24
10	16	15	6	15	1,647	9.88	102	16,677	881	766	53.49	46.51
8	2	15	1	17	1,643	9.85	103	16,677	796	847	48.45	51.55
9	11	15	6	16	1,643	9.85	104	16,677	827	816	50.33	49.67
10	11	15	1	17	1,642	9.85	105	16,677	781	861	47.56	52.44
7	10	15	6	13	1,641	9.84	106	16,677	806	835	49.12	50.88
7	24	15	6	13	1,640	9.83	107	16,677	859	781	52.38	47.62
10	11	15	1	15	1,637	9.82	108	16,677	848	789	51.80	48.20
10	23	15	6	18	1,635	9.80	109	16,677	740	895	45.26	54.74
2	13	15	6	16	1,634	9.80	110	16,677	769	865	47.06	52.94
8	7	15	6	15	1,632	9.79	111	16,677	813	819	49.82	50.18
8	6	15	5	16	1,631	9.78	112	16,677	747	884	45.80	54.20

MO	DY	YR	DAY OF WK	HR	HR VOL	PERCENT OF AADT	HOUR NUMBER	AADT	NORTH VOLUME	SOUTH VOLUME	PERCENT NORTH IS OF TOTAL VOLUME	PERCENT SOUTH IS OF TOTAL VOLUME
9	11	15	6	17	1,631	9.78	113	16,677	780	851	47.82	52.18
8	16	15	1	13	1,630	9.77	114	16,677	758	872	46.50	53.50
7	26	15	1	18	1,628	9.76	115	16,677	853	775	52.40	47.60
11	29	15	1	16	1,627	9.76	116	16,677	901	726	55.38	44.62
10	9	15	6	18	1,626	9.75	117	16,677	748	878	46.00	54.00
7	16	15	5	16	1,625	9.74	118	16,677	722	903	44.43	55.57
8	9	15	1	16	1,625	9.74	119	16,677	829	796	51.02	48.98
9	11	15	6	15	1,625	9.74	120	16,677	817	808	50.28	49.72
7	10	15	6	14	1,624	9.74	121	16,677	883	741	54.37	45.63
4	10	15	6	15	1,621	9.72	122	16,677	880	741	54.29	45.71
11	6	15	6	18	1,618	9.70	123	16,677	689	929	42.58	57.42
3	20	15	6	17	1,616	9.69	124	16,677	720	896	44.55	55.45
7	12	15	1	17	1,615	9.68	125	16,677	853	762	52.82	47.18
8	13	15	5	16	1,614	9.68	126	16,677	764	850	47.34	52.66
7	19	15	1	16	1,612	9.67	127	16,677	816	796	50.62	49.38
8	30	15	1	16	1,612	9.67	128	16,677	806	806	50.00	50.00
8	15	15	7	12	1,609	9.65	129	16,677	692	917	43.01	56.99
10	18	15	1	14	1,607	9.64	130	16,677	673	934	41.88	58.12
9	20	15	1	14	1,602	9.61	131	16,677	743	859	46.38	53.62
2	20	15	6	17	1,599	9.59	132	16,677	722	877	45.15	54.85
7	2	15	5	17	1,598	9.58	133	16,677	832	766	52.07	47.93
7	10	15	6	15	1,598	9.58	134	16,677	792	806	49.56	50.44
7	26	15	1	14	1,598	9.58	135	16,677	755	843	47.25	52.75
7	30	15	5	16	1,596	9.57	136	16,677	795	801	49.81	50.19
8	7	15	6	13	1,591	9.54	137	16,677	780	811	49.03	50.97
8	9	15	1	18	1,591	9.54	138	16,677	849	742	53.36	46.64
8	2	15	1	13	1,589	9.53	139	16,677	685	904	43.11	56.89
11	25	15	4	11	1,589	9.53	140	16,677	721	868	45.37	54.63
7	26	15	1	13	1,588	9.52	141	16,677	703	885	44.27	55.73
8	28	15	6	17	1,587	9.52	142	16,677	731	856	46.06	53.94
10	30	15	6	17	1,587	9.52	143	16,677	745	842	46.94	53.06
7	26	15	1	17	1,585	9.50	144	16,677	822	763	51.86	48.14
7	23	15	5	16	1,584	9.50	145	16,677	783	801	49.43	50.57
8	30	15	1	14	1,584	9.50	146	16,677	686	898	43.31	56.69
9	20	15	1	16	1,584	9.50	147	16,677	805	779	50.82	49.18
4	10	15	6	18	1,583	9.49	148	16,677	776	807	49.02	50.98
7	17	15	6	13	1,583	9.49	149	16,677	774	809	48.89	51.11
10	11	15	1	14	1,581	9.48	150	16,677	749	832	47.38	52.62
7	12	15	1	14	1,578	9.46	151	16,677	704	874	44.61	55.39
3	29	15	1	17	1,577	9.46	152	16,677	845	732	53.58	46.42
2	13	15	6	17	1,576	9.45	153	16,677	682	894	43.27	56.73
9	18	15	6	15	1,576	9.45	154	16,677	840	736	53.30	46.70
3	22	15	1	16	1,573	9.43	155	16,677	902	671	57.34	42.66
9	11	15	6	18	1,573	9.43	156	16,677	743	830	47.23	52.77
3	13	15	6	16	1,571	9.42	157	16,677	726	845	46.21	53.79
7	5	15	1	17	1,570	9.41	158	16,677	648	922	41.27	58.73
10	9	15	6	15	1,569	9.41	159	16,677	827	742	52.71	47.29
8	21	15	6	14	1,567	9.40	160	16,677	793	774	50.61	49.39
9	4	15	6	14	1,566	9.39	161	16,677	857	709	54.73	45.27

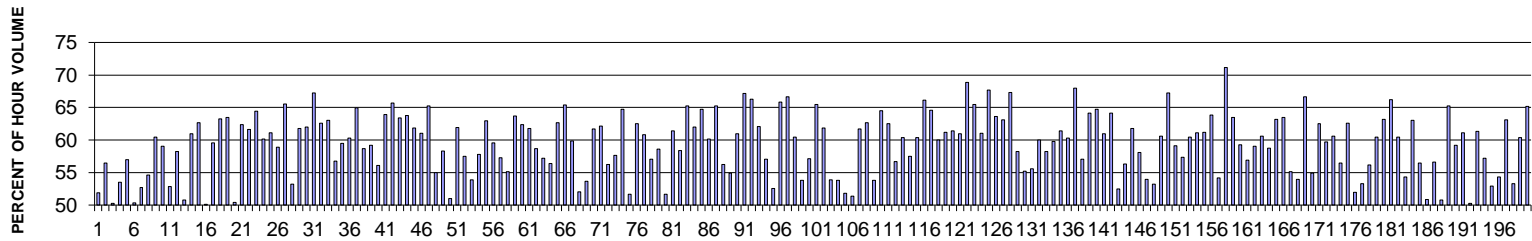
MO	DY	YR	DAY OF WK	HR	HR VOL	PERCENT OF AADT	HOUR NUMBER	AADT	NORTH VOLUME	SOUTH VOLUME	PERCENT NORTH IS OF TOTAL VOLUME	PERCENT SOUTH IS OF TOTAL VOLUME
7	24	15	6	12	1,565	9.38	162	16,677	757	808	48.37	51.63
7	16	15	5	15	1,564	9.38	163	16,677	708	856	45.27	54.73
8	20	15	5	16	1,560	9.35	164	16,677	762	798	48.85	51.15
11	20	15	6	16	1,560	9.35	165	16,677	669	891	42.88	57.12
3	27	15	6	16	1,555	9.32	166	16,677	720	835	46.30	53.70
4	12	15	1	17	1,555	9.32	167	16,677	848	707	54.53	45.47
7	9	15	5	16	1,555	9.32	168	16,677	743	812	47.78	52.22
8	15	15	7	11	1,554	9.32	169	16,677	698	856	44.92	55.08
7	23	15	5	17	1,552	9.31	170	16,677	713	839	45.94	54.06
3	20	15	6	16	1,551	9.30	171	16,677	749	802	48.29	51.71
8	21	15	6	13	1,550	9.29	172	16,677	757	793	48.84	51.16
7	12	15	1	16	1,549	9.29	173	16,677	785	764	50.68	49.32
7	2	15	5	15	1,548	9.28	174	16,677	839	709	54.20	45.80
7	19	15	1	18	1,548	9.28	175	16,677	859	689	55.49	44.51
8	6	15	5	15	1,548	9.28	176	16,677	732	816	47.29	52.71
8	20	15	5	17	1,547	9.28	177	16,677	723	824	46.74	53.26
9	20	15	1	15	1,547	9.28	178	16,677	770	777	49.77	50.23
7	6	15	2	16	1,546	9.27	179	16,677	675	871	43.66	56.34
3	13	15	6	18	1,543	9.25	180	16,677	641	902	41.54	58.46
11	28	15	7	12	1,543	9.25	181	16,677	575	968	37.27	62.73
7	10	15	6	18	1,542	9.25	182	16,677	770	772	49.94	50.06
7	2	15	5	14	1,541	9.24	183	16,677	831	710	53.93	46.07
3	6	15	6	17	1,539	9.23	184	16,677	668	871	43.40	56.60
7	2	15	5	18	1,538	9.22	185	16,677	832	706	54.10	45.90
8	6	15	5	17	1,538	9.22	186	16,677	709	829	46.10	53.90
8	7	15	6	18	1,538	9.22	187	16,677	754	784	49.02	50.98
10	25	15	1	13	1,538	9.22	188	16,677	681	857	44.28	55.72
7	16	15	5	14	1,537	9.22	189	16,677	743	794	48.34	51.66
9	13	15	1	15	1,537	9.22	190	16,677	783	754	50.94	49.06
7	30	15	5	15	1,536	9.21	191	16,677	765	771	49.80	50.20
9	25	15	6	15	1,536	9.21	192	16,677	737	799	47.98	52.02
8	9	15	1	12	1,535	9.20	193	16,677	597	938	38.89	61.11
7	9	15	5	15	1,533	9.19	194	16,677	714	819	46.58	53.42
7	31	15	6	18	1,533	9.19	195	16,677	761	772	49.64	50.36
4	3	15	6	15	1,532	9.19	196	16,677	746	786	48.69	51.31
9	25	15	6	18	1,532	9.19	197	16,677	714	818	46.61	53.39
8	23	15	1	17	1,531	9.18	198	16,677	744	787	48.60	51.40
8	28	15	6	18	1,531	9.18	199	16,677	733	798	47.88	52.12
8	30	15	1	13	1,531	9.18	200	16,677	631	900	41.21	58.79

**SR 090 MP 82.70 CLE ELUM ADC SITE B04
K FOR PEAK 200 HOURS OF 2015
Recreational Site**



AADT= 30953 K 30 FACTOR= 14.01 K 100 FACTOR= 12.92 K 200 FACTOR= 12.00 D 100 FACTOR= 57.15

**SR 090 MP 82.70 CLE ELUM ADC SITE B04
D % IN THE PEAK 200 HOURS OF 2015**



MO	DY	YR	DAY OF WK	HR	HR VOL	PERCENT OF AADT	HOUR NUMBER	AADT	EAST VOLUME	WEST VOLUME	PERCENT EAST IS OF TOTAL VOLUME	PERCENT WEST IS OF TOTAL VOLUME
11	29	15	1	14	5,251	16.96	1	30,953	2,726	2,525	51.91	48.09
8	16	15	1	14	5,178	16.73	2	30,953	2,255	2,923	43.55	56.45
11	29	15	1	15	5,107	16.50	3	30,953	2,568	2,539	50.28	49.72
11	29	15	1	13	5,073	16.39	4	30,953	2,715	2,358	53.52	46.48
8	9	15	1	14	5,027	16.24	5	30,953	2,161	2,866	42.99	57.01
11	29	15	1	12	4,836	15.62	6	30,953	2,401	2,435	49.65	50.35
11	25	15	4	15	4,712	15.22	7	30,953	2,483	2,229	52.70	47.30
8	9	15	1	12	4,673	15.10	8	30,953	2,120	2,553	45.37	54.63
7	26	15	1	14	4,651	15.03	9	30,953	1,840	2,811	39.56	60.44
7	12	15	1	15	4,629	14.95	10	30,953	1,894	2,735	40.92	59.08

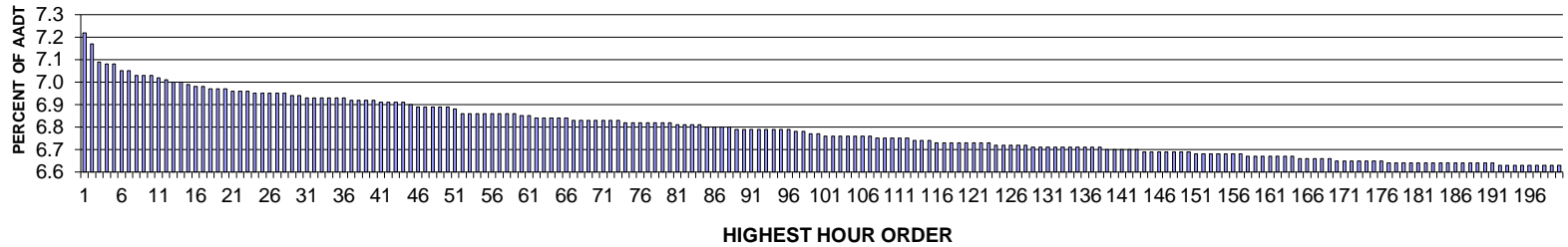
MO	DY	YR	DAY OF WK	HR	HR VOL	PERCENT OF AADT	HOUR NUMBER	AADT	EAST VOLUME	WEST VOLUME	PERCENT	PERCENT
											EAST IS OF TOTAL VOLUME	WEST IS OF TOTAL VOLUME
11	29	15	1	16	4,595	14.85	11	30,953	2,168	2,427	47.18	52.82
8	9	15	1	13	4,586	14.82	12	30,953	1,916	2,670	41.78	58.22
8	14	15	6	14	4,576	14.78	13	30,953	2,253	2,323	49.24	50.76
7	19	15	1	15	4,559	14.73	14	30,953	1,780	2,779	39.04	60.96
7	26	15	1	16	4,555	14.72	15	30,953	1,702	2,853	37.37	62.63
11	25	15	4	14	4,523	14.61	16	30,953	2,258	2,265	49.92	50.08
6	28	15	1	12	4,514	14.58	17	30,953	1,825	2,689	40.43	59.57
7	12	15	1	16	4,494	14.52	18	30,953	1,652	2,842	36.76	63.24
6	21	15	1	15	4,467	14.43	19	30,953	1,633	2,834	36.56	63.44
8	14	15	6	15	4,448	14.37	20	30,953	2,242	2,206	50.40	49.60
10	11	15	1	16	4,436	14.33	21	30,953	1,671	2,765	37.67	62.33
7	5	15	1	13	4,419	14.28	22	30,953	1,697	2,722	38.40	61.60
9	20	15	1	15	4,404	14.23	23	30,953	1,568	2,836	35.60	64.40
8	23	15	1	15	4,398	14.21	24	30,953	1,754	2,644	39.88	60.12
6	21	15	1	14	4,394	14.20	25	30,953	1,708	2,686	38.87	61.13
11	25	15	4	17	4,369	14.11	26	30,953	2,574	1,795	58.92	41.08
9	7	15	2	12	4,365	14.10	27	30,953	1,504	2,861	34.46	65.54
11	25	15	4	16	4,357	14.08	28	30,953	2,317	2,040	53.18	46.82
7	5	15	1	14	4,347	14.04	29	30,953	1,660	2,687	38.19	61.81
7	19	15	1	16	4,338	14.01	30	30,953	1,648	2,690	37.99	62.01
5	10	15	1	16	4,322	13.96	31	30,953	1,415	2,907	32.74	67.26
8	9	15	1	19	4,314	13.94	32	30,953	1,614	2,700	37.41	62.59
6	21	15	1	16	4,306	13.91	33	30,953	1,593	2,713	36.99	63.01
7	26	15	1	13	4,305	13.91	34	30,953	1,861	2,444	43.23	56.77
7	19	15	1	14	4,290	13.86	35	30,953	1,739	2,551	40.54	59.46
6	26	15	6	15	4,286	13.85	36	30,953	2,585	1,701	60.31	39.69
5	10	15	1	17	4,276	13.81	37	30,953	1,500	2,776	35.08	64.92
7	12	15	1	13	4,274	13.81	38	30,953	1,765	2,509	41.30	58.70
8	23	15	1	14	4,271	13.80	39	30,953	1,742	2,529	40.79	59.21
8	16	15	1	12	4,264	13.78	40	30,953	1,871	2,393	43.88	56.12
6	14	15	1	15	4,259	13.76	41	30,953	1,536	2,723	36.06	63.94
4	12	15	1	16	4,255	13.75	42	30,953	1,459	2,796	34.29	65.71
11	8	15	1	16	4,250	13.73	43	30,953	1,555	2,695	36.59	63.41
5	22	15	6	16	4,249	13.73	44	30,953	2,709	1,540	63.76	36.24
7	5	15	1	12	4,227	13.66	45	30,953	1,612	2,615	38.14	61.86
10	11	15	1	17	4,223	13.64	46	30,953	1,644	2,579	38.93	61.07
4	12	15	1	17	4,217	13.62	47	30,953	1,464	2,753	34.72	65.28
8	30	15	1	16	4,216	13.62	48	30,953	1,897	2,319	45.00	55.00
7	12	15	1	14	4,213	13.61	49	30,953	1,755	2,458	41.66	58.34
7	17	15	6	16	4,205	13.59	50	30,953	2,060	2,145	48.99	51.01
7	26	15	1	17	4,183	13.51	51	30,953	1,592	2,591	38.06	61.94
6	26	15	6	13	4,173	13.48	52	30,953	2,398	1,775	57.46	42.54
8	16	15	1	16	4,170	13.47	53	30,953	1,922	2,248	46.09	53.91
6	19	15	6	15	4,169	13.47	54	30,953	2,408	1,761	57.76	42.24
9	20	15	1	16	4,169	13.47	55	30,953	1,545	2,624	37.06	62.94
10	4	15	1	17	4,169	13.47	56	30,953	1,687	2,482	40.47	59.53
7	19	15	1	13	4,163	13.45	57	30,953	1,780	2,383	42.76	57.24
7	24	15	6	15	4,158	13.43	58	30,953	2,293	1,865	55.15	44.85

MO	DY	YR	DAY OF WK	HR	HR VOL	PERCENT OF AADT	HOUR NUMBER	AADT	EAST VOLUME	WEST VOLUME	PERCENT	PERCENT
											EAST IS OF TOTAL VOLUME	WEST IS OF TOTAL VOLUME
8	2	15	1	15	4,155	13.42	59	30,953	1,510	2,645	36.34	63.66
6	14	15	1	14	4,150	13.41	60	30,953	1,562	2,588	37.64	62.36
6	14	15	1	16	4,137	13.37	61	30,953	1,582	2,555	38.24	61.76
6	21	15	1	13	4,127	13.33	62	30,953	1,705	2,422	41.31	58.69
6	26	15	6	14	4,125	13.33	63	30,953	2,359	1,766	57.19	42.81
7	12	15	1	12	4,123	13.32	64	30,953	1,798	2,325	43.61	56.39
9	7	15	2	13	4,112	13.28	65	30,953	1,534	2,578	37.31	62.69
4	12	15	1	15	4,108	13.27	66	30,953	1,421	2,687	34.59	65.41
7	12	15	1	17	4,107	13.27	67	30,953	1,648	2,459	40.13	59.87
8	7	15	6	15	4,107	13.27	68	30,953	2,137	1,970	52.03	47.97
8	7	15	6	13	4,105	13.26	69	30,953	2,204	1,901	53.69	46.31
10	25	15	1	16	4,104	13.26	70	30,953	1,571	2,533	38.28	61.72
9	5	15	7	14	4,096	13.23	71	30,953	2,545	1,551	62.13	37.87
7	26	15	1	12	4,092	13.22	72	30,953	1,791	2,301	43.77	56.23
7	26	15	1	15	4,091	13.22	73	30,953	1,734	2,357	42.39	57.61
9	4	15	6	19	4,089	13.21	74	30,953	2,647	1,442	64.73	35.27
7	24	15	6	14	4,086	13.20	75	30,953	2,111	1,975	51.66	48.34
8	2	15	1	14	4,082	13.19	76	30,953	1,530	2,552	37.48	62.52
9	13	15	1	16	4,078	13.17	77	30,953	1,599	2,479	39.21	60.79
7	24	15	6	16	4,076	13.17	78	30,953	2,326	1,750	57.07	42.93
8	2	15	1	13	4,075	13.17	79	30,953	1,688	2,387	41.42	58.58
8	7	15	6	14	4,072	13.16	80	30,953	2,104	1,968	51.67	48.33
9	7	15	2	14	4,068	13.14	81	30,953	1,570	2,498	38.59	61.41
8	23	15	1	18	4,066	13.14	82	30,953	1,691	2,375	41.59	58.41
9	4	15	6	17	4,062	13.12	83	30,953	2,649	1,413	65.21	34.79
8	2	15	1	16	4,059	13.11	84	30,953	1,542	2,517	37.99	62.01
9	20	15	1	17	4,057	13.11	85	30,953	1,432	2,625	35.30	64.70
10	4	15	1	16	4,055	13.10	86	30,953	1,617	2,438	39.88	60.12
11	8	15	1	15	4,054	13.10	87	30,953	1,408	2,646	34.73	65.27
11	28	15	7	14	4,046	13.07	88	30,953	1,770	2,276	43.75	56.25
8	14	15	6	16	4,036	13.04	89	30,953	2,215	1,821	54.88	45.12
9	5	15	7	12	4,033	13.03	90	30,953	2,460	1,573	61.00	39.00
5	25	15	2	12	4,032	13.03	91	30,953	1,324	2,708	32.84	67.16
5	22	15	6	17	4,030	13.02	92	30,953	2,672	1,358	66.30	33.70
9	7	15	2	15	4,029	13.02	93	30,953	1,528	2,501	37.93	62.07
6	19	15	6	14	4,024	13.00	94	30,953	2,297	1,727	57.08	42.92
7	17	15	6	15	4,019	12.98	95	30,953	2,112	1,907	52.55	47.45
9	4	15	6	16	4,016	12.97	96	30,953	2,645	1,371	65.86	34.14
5	10	15	1	15	4,012	12.96	97	30,953	1,339	2,673	33.37	66.63
5	17	15	1	15	4,009	12.95	98	30,953	1,586	2,423	39.56	60.44
6	28	15	1	13	4,002	12.93	99	30,953	1,850	2,152	46.23	53.77
8	14	15	6	12	3,998	12.92	100	30,953	2,285	1,713	57.15	42.85
5	23	15	7	12	3,995	12.91	101	30,953	2,616	1,379	65.48	34.52
6	26	15	6	16	3,994	12.90	102	30,953	2,470	1,524	61.84	38.16
7	24	15	6	13	3,993	12.90	103	30,953	2,152	1,841	53.89	46.11
8	9	15	1	18	3,990	12.89	104	30,953	1,844	2,146	46.22	53.78
8	7	15	6	16	3,984	12.87	105	30,953	2,064	1,920	51.81	48.19
11	25	15	4	13	3,980	12.86	106	30,953	2,044	1,936	51.36	48.64

MO	DY	YR	DAY OF WK	HR	HR VOL	PERCENT OF AADT	HOUR NUMBER	AADT	EAST VOLUME	WEST VOLUME	PERCENT	PERCENT
											EAST IS OF TOTAL VOLUME	WEST IS OF TOTAL VOLUME
10	4	15	1	15	3,975	12.84	107	30,953	1,522	2,453	38.29	61.71
9	5	15	7	11	3,974	12.84	108	30,953	2,491	1,483	62.68	37.32
8	16	15	1	17	3,972	12.83	109	30,953	2,136	1,836	53.78	46.22
5	22	15	6	14	3,970	12.83	110	30,953	2,561	1,409	64.51	35.49
6	21	15	1	18	3,970	12.83	111	30,953	1,488	2,482	37.48	62.52
7	19	15	1	17	3,970	12.83	112	30,953	1,719	2,251	43.30	56.70
9	20	15	1	14	3,969	12.82	113	30,953	1,574	2,395	39.66	60.34
8	23	15	1	13	3,968	12.82	114	30,953	1,688	2,280	42.54	57.46
8	14	15	6	13	3,967	12.82	115	30,953	2,396	1,571	60.40	39.60
9	4	15	6	20	3,957	12.78	116	30,953	2,617	1,340	66.14	33.86
9	4	15	6	18	3,955	12.78	117	30,953	2,553	1,402	64.55	35.45
7	31	15	6	13	3,954	12.77	118	30,953	2,372	1,582	59.99	40.01
5	17	15	1	16	3,951	12.76	119	30,953	1,534	2,417	38.83	61.17
6	21	15	1	17	3,951	12.76	120	30,953	1,525	2,426	38.60	61.40
8	15	15	7	12	3,945	12.75	121	30,953	2,405	1,540	60.96	39.04
8	16	15	1	13	3,942	12.74	122	30,953	1,228	2,714	31.15	68.85
9	4	15	6	13	3,937	12.72	123	30,953	2,578	1,359	65.48	34.52
5	10	15	1	18	3,932	12.70	124	30,953	1,531	2,401	38.94	61.06
5	22	15	6	19	3,921	12.67	125	30,953	2,655	1,266	67.71	32.29
5	22	15	6	18	3,917	12.65	126	30,953	2,492	1,425	63.62	36.38
10	16	15	6	18	3,911	12.64	127	30,953	2,468	1,443	63.10	36.90
4	3	15	6	18	3,908	12.63	128	30,953	2,630	1,278	67.30	32.70
6	19	15	6	16	3,906	12.62	129	30,953	2,276	1,630	58.27	41.73
7	19	15	1	12	3,905	12.62	130	30,953	1,750	2,155	44.81	55.19
7	17	15	6	17	3,901	12.60	131	30,953	2,167	1,734	55.55	44.45
9	13	15	1	17	3,899	12.60	132	30,953	1,558	2,341	39.96	60.04
6	12	15	6	16	3,893	12.58	133	30,953	2,267	1,626	58.23	41.77
4	26	15	1	17	3,891	12.57	134	30,953	1,566	2,325	40.25	59.75
10	25	15	1	15	3,889	12.56	135	30,953	1,502	2,387	38.62	61.38
6	14	15	1	13	3,883	12.54	136	30,953	1,541	2,342	39.69	60.31
5	22	15	6	20	3,882	12.54	137	30,953	2,639	1,243	67.98	32.02
3	29	15	1	17	3,880	12.54	138	30,953	1,666	2,214	42.94	57.06
6	14	15	1	18	3,880	12.54	139	30,953	1,392	2,488	35.88	64.12
7	26	15	1	18	3,880	12.54	140	30,953	1,369	2,511	35.28	64.72
10	25	15	1	17	3,874	12.52	141	30,953	1,512	2,362	39.03	60.97
11	8	15	1	17	3,874	12.52	142	30,953	1,390	2,484	35.88	64.12
11	28	15	7	13	3,872	12.51	143	30,953	2,033	1,839	52.51	47.49
8	2	15	1	12	3,867	12.49	144	30,953	1,688	2,179	43.65	56.35
6	26	15	6	12	3,866	12.49	145	30,953	2,387	1,479	61.74	38.26
9	5	15	7	13	3,866	12.49	146	30,953	2,247	1,619	58.12	41.88
11	29	15	1	17	3,865	12.49	147	30,953	1,780	2,085	46.05	53.95
5	8	15	6	15	3,861	12.47	148	30,953	2,056	1,805	53.25	46.75
11	28	15	7	15	3,858	12.46	149	30,953	1,520	2,338	39.40	60.60
9	7	15	2	11	3,856	12.46	150	30,953	1,262	2,594	32.73	67.27
3	29	15	1	16	3,852	12.44	151	30,953	1,574	2,278	40.86	59.14
7	3	15	6	13	3,852	12.44	152	30,953	2,208	1,644	57.32	42.68
7	3	15	6	12	3,851	12.44	153	30,953	2,327	1,524	60.43	39.57
10	18	15	1	17	3,851	12.44	154	30,953	1,499	2,352	38.92	61.08

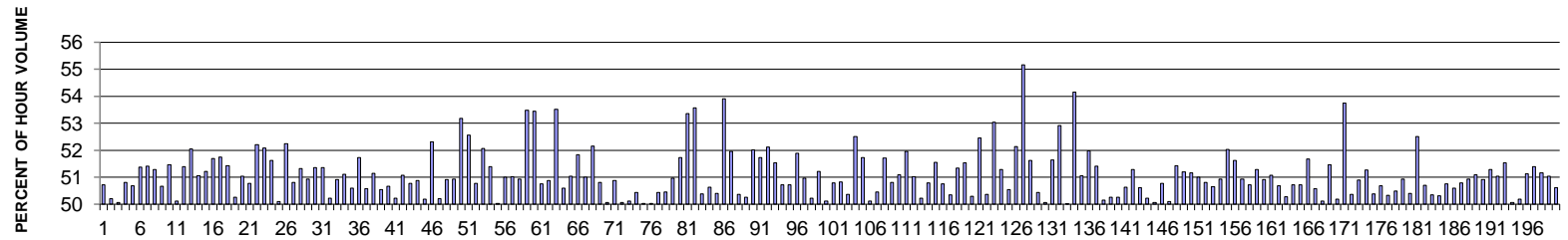
MO	DY	YR	DAY OF WK	HR	HR VOL	PERCENT OF AADT	HOUR NUMBER	AADT	EAST VOLUME	WEST VOLUME	PERCENT	PERCENT	
											EAST IS OF TOTAL VOLUME	WEST IS OF TOTAL VOLUME	
	9	13	15	1	15	3,849	12.43	155	30,953	1,495	2,354	38.84	61.16
	5	3	15	1	17	3,847	12.43	156	30,953	1,391	2,456	36.16	63.84
	5	8	15	6	14	3,847	12.43	157	30,953	2,084	1,763	54.17	45.83
	5	25	15	2	11	3,832	12.38	158	30,953	1,106	2,726	28.86	71.14
	10	11	15	1	18	3,832	12.38	159	30,953	1,400	2,432	36.53	63.47
	10	16	15	6	15	3,830	12.37	160	30,953	2,269	1,561	59.24	40.76
	5	8	15	6	16	3,829	12.37	161	30,953	2,180	1,649	56.93	43.07
	7	24	15	6	17	3,828	12.37	162	30,953	2,259	1,569	59.01	40.99
	6	28	15	1	11	3,825	12.36	163	30,953	1,508	2,317	39.42	60.58
	8	15	15	7	11	3,825	12.36	164	30,953	2,247	1,578	58.75	41.25
	4	26	15	1	16	3,821	12.34	165	30,953	1,408	2,413	36.85	63.15
	5	22	15	6	13	3,813	12.32	166	30,953	2,420	1,393	63.47	36.53
	8	8	15	7	13	3,812	12.32	167	30,953	2,103	1,709	55.17	44.83
	6	12	15	6	15	3,811	12.31	168	30,953	2,055	1,756	53.92	46.08
	5	23	15	7	11	3,808	12.30	169	30,953	2,539	1,269	66.68	33.32
	7	24	15	6	12	3,808	12.30	170	30,953	2,091	1,717	54.91	45.09
	4	12	15	1	14	3,804	12.29	171	30,953	1,426	2,378	37.49	62.51
	5	10	15	1	19	3,804	12.29	172	30,953	1,532	2,272	40.27	59.73
	8	2	15	1	17	3,798	12.27	173	30,953	1,498	2,300	39.44	60.56
	5	8	15	6	17	3,795	12.26	174	30,953	2,143	1,652	56.47	43.53
	10	11	15	1	15	3,795	12.26	175	30,953	1,419	2,376	37.39	62.61
	8	8	15	7	11	3,794	12.26	176	30,953	1,972	1,822	51.98	48.02
	7	10	15	6	15	3,793	12.25	177	30,953	2,021	1,772	53.28	46.72
	6	19	15	6	13	3,788	12.24	178	30,953	2,129	1,659	56.20	43.80
	5	17	15	1	17	3,777	12.20	179	30,953	1,494	2,283	39.56	60.44
	7	3	15	6	11	3,777	12.20	180	30,953	2,385	1,392	63.15	36.85
	9	4	15	6	12	3,776	12.20	181	30,953	2,501	1,275	66.23	33.77
	8	30	15	1	17	3,772	12.19	182	30,953	1,493	2,279	39.58	60.42
	7	17	15	6	14	3,765	12.16	183	30,953	2,046	1,719	54.34	45.66
	10	18	15	1	15	3,763	12.16	184	30,953	1,391	2,372	36.97	63.03
	8	7	15	6	18	3,760	12.15	185	30,953	2,122	1,638	56.44	43.56
	8	8	15	7	14	3,759	12.14	186	30,953	1,848	1,911	49.16	50.84
	7	17	15	6	13	3,751	12.12	187	30,953	2,123	1,628	56.60	43.40
	7	10	15	6	14	3,750	12.12	188	30,953	1,903	1,847	50.75	49.25
	8	9	15	1	20	3,749	12.11	189	30,953	1,303	2,446	34.76	65.24
	6	12	15	6	17	3,743	12.09	190	30,953	2,216	1,527	59.20	40.80
	6	19	15	6	17	3,743	12.09	191	30,953	2,287	1,456	61.10	38.90
	8	16	15	1	18	3,742	12.09	192	30,953	1,860	1,882	49.71	50.29
	6	14	15	1	17	3,736	12.07	193	30,953	1,445	2,291	38.68	61.32
	7	12	15	1	18	3,736	12.07	194	30,953	1,600	2,136	42.83	57.17
	6	21	15	1	12	3,731	12.05	195	30,953	1,757	1,974	47.09	52.91
	8	8	15	7	12	3,730	12.05	196	30,953	2,027	1,703	54.34	45.66
	6	26	15	6	17	3,727	12.04	197	30,953	2,353	1,374	63.13	36.87
	8	21	15	6	14	3,725	12.03	198	30,953	1,986	1,739	53.32	46.68
	9	20	15	1	13	3,717	12.01	199	30,953	1,472	2,245	39.60	60.40
	4	12	15	1	18	3,715	12.00	200	30,953	1,294	2,421	34.83	65.17

**SR 405 MP 9.26 BELLEVUE ADC SITE D1
K FOR PEAK 200 HOURS OF 2015**



AADT= 150937 K 30 FACTOR= 6.94 K 100 FACTOR= 6.77 K 200 FACTOR= 6.63 D 30 FACTOR= 51.36

**SR 405 MP 9.26 BELLEVUE ADC SITE D1
D % IN THE PEAK 200 HOURS OF 2015**



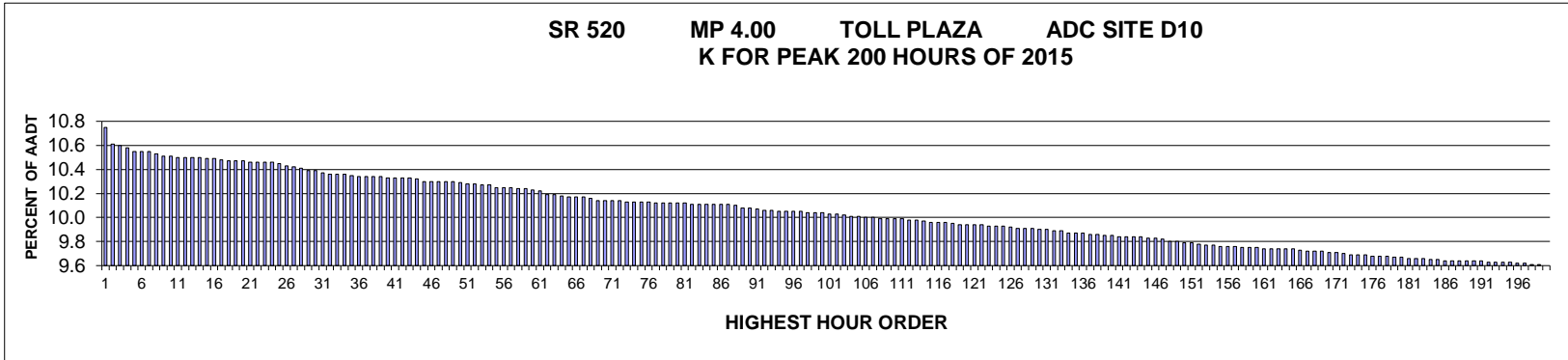
MO	DY	YR	DAY OF WK	HR	HR VOL	PERCENT OF AADT	HOUR NUMBER	AADT	EAST VOLUME	WEST VOLUME	PERCENT EAST IS OF TOTAL VOLUME	PERCENT WEST IS OF TOTAL VOLUME
5	16	15	7	13	10,891	7.22	1	150,937	5,523	5,368	50.71	49.29
6	21	15	1	12	10,827	7.17	2	150,937	5,392	5,435	49.80	50.20
7	26	15	1	13	10,697	7.09	3	150,937	5,342	5,355	49.94	50.06
7	12	15	1	13	10,693	7.08	4	150,937	5,432	5,261	50.80	49.20
8	15	15	7	13	10,683	7.08	5	150,937	5,415	5,268	50.69	49.31
3	21	15	7	14	10,638	7.05	6	150,937	5,466	5,172	51.38	48.62
7	25	15	7	13	10,637	7.05	7	150,937	5,469	5,168	51.41	48.59
7	11	15	7	13	10,616	7.03	8	150,937	5,445	5,171	51.29	48.71
5	9	15	7	13	10,614	7.03	9	150,937	5,377	5,237	50.66	49.34
5	9	15	7	12	10,609	7.03	10	150,937	5,459	5,150	51.46	48.54

MO	DY	YR	DAY OF WK	HR	HR VOL	PERCENT		HOUR NUMBER	AADT	PERCENT		EAST VOLUME	WEST VOLUME	PERCENT EAST IS OF TOTAL VOLUME	PERCENT WEST IS OF TOTAL VOLUME
						AADT	OF			EAST	WEST				
3	28	15	7	12	10,592	7.02		11	150,937	5,284	5,308	49.89		50.11	
8	15	15	7	12	10,575	7.01		12	150,937	5,435	5,140	51.39		48.61	
8	15	15	7	14	10,570	7.00		13	150,937	5,501	5,069	52.04		47.96	
5	10	15	1	13	10,569	7.00		14	150,937	5,397	5,172	51.06		48.94	
7	11	15	7	12	10,548	6.99		15	150,937	5,402	5,146	51.21		48.79	
4	5	15	1	14	10,539	6.98		16	150,937	5,448	5,091	51.69		48.31	
4	25	15	7	12	10,539	6.98		17	150,937	5,454	5,085	51.75		48.25	
3	7	15	7	13	10,525	6.97		18	150,937	5,412	5,113	51.42		48.58	
6	20	15	7	11	10,523	6.97		19	150,937	5,289	5,234	50.26		49.74	
8	15	15	7	15	10,520	6.97		20	150,937	5,368	5,152	51.03		48.97	
3	14	15	7	13	10,512	6.96		21	150,937	5,337	5,175	50.77		49.23	
5	16	15	7	12	10,510	6.96		22	150,937	5,487	5,023	52.21		47.79	
3	21	15	7	15	10,502	6.96		23	150,937	5,469	5,033	52.08		47.92	
1	31	15	7	14	10,490	6.95		24	150,937	5,416	5,074	51.63		48.37	
4	18	15	7	12	10,490	6.95		25	150,937	5,254	5,236	50.09		49.91	
5	16	15	7	14	10,490	6.95		26	150,937	5,481	5,009	52.25		47.75	
3	14	15	7	16	10,483	6.95		27	150,937	5,157	5,326	49.19		50.81	
4	25	15	7	13	10,483	6.95		28	150,937	5,380	5,103	51.32		48.68	
8	8	15	7	12	10,480	6.94		29	150,937	5,338	5,142	50.94		49.06	
8	22	15	7	12	10,479	6.94		30	150,937	5,382	5,097	51.36		48.64	
7	26	15	1	14	10,466	6.93		31	150,937	5,374	5,092	51.35		48.65	
5	16	15	7	16	10,464	6.93		32	150,937	5,255	5,209	50.22		49.78	
2	21	15	7	15	10,463	6.93		33	150,937	5,328	5,135	50.92		49.08	
5	10	15	1	14	10,463	6.93		34	150,937	5,347	5,116	51.10		48.90	
7	12	15	1	14	10,462	6.93		35	150,937	5,294	5,168	50.60		49.40	
5	16	15	7	17	10,457	6.93		36	150,937	5,408	5,049	51.72		48.28	
5	16	15	7	15	10,447	6.92		37	150,937	5,284	5,163	50.58		49.42	
2	1	15	1	15	10,445	6.92		38	150,937	5,343	5,102	51.15		48.85	
4	11	15	7	15	10,443	6.92		39	150,937	5,278	5,165	50.54		49.46	
6	13	15	7	12	10,443	6.92		40	150,937	5,290	5,153	50.66		49.34	
5	30	15	7	13	10,437	6.91		41	150,937	5,196	5,241	49.78		50.22	
6	21	15	1	13	10,434	6.91		42	150,937	5,330	5,104	51.08		48.92	
3	21	15	7	17	10,428	6.91		43	150,937	5,133	5,295	49.22		50.78	
8	8	15	7	13	10,424	6.91		44	150,937	5,303	5,121	50.87		49.13	
3	28	15	7	13	10,416	6.90		45	150,937	5,188	5,228	49.81		50.19	
4	11	15	7	13	10,405	6.89		46	150,937	5,444	4,961	52.32		47.68	
4	25	15	7	17	10,405	6.89		47	150,937	5,223	5,182	50.20		49.80	
3	14	15	7	17	10,404	6.89		48	150,937	5,106	5,298	49.08		50.92	
4	18	15	7	14	10,399	6.89		49	150,937	5,296	5,103	50.93		49.07	
7	25	15	7	12	10,394	6.89		50	150,937	5,528	4,866	53.18		46.82	
10	24	15	7	13	10,380	6.88		51	150,937	5,456	4,924	52.56		47.44	
3	7	15	7	14	10,361	6.86		52	150,937	5,260	5,101	50.77		49.23	
10	17	15	7	13	10,361	6.86		53	150,937	5,394	4,967	52.06		47.94	
7	26	15	1	15	10,355	6.86		54	150,937	5,322	5,033	51.40		48.60	
4	18	15	7	11	10,353	6.86		55	150,937	5,179	5,174	50.02		49.98	
3	21	15	7	16	10,351	6.86		56	150,937	5,071	5,280	48.99		51.01	
8	9	15	1	13	10,351	6.86		57	150,937	5,281	5,070	51.02		48.98	
2	20	15	6	16	10,348	6.86		58	150,937	5,078	5,270	49.07		50.93	

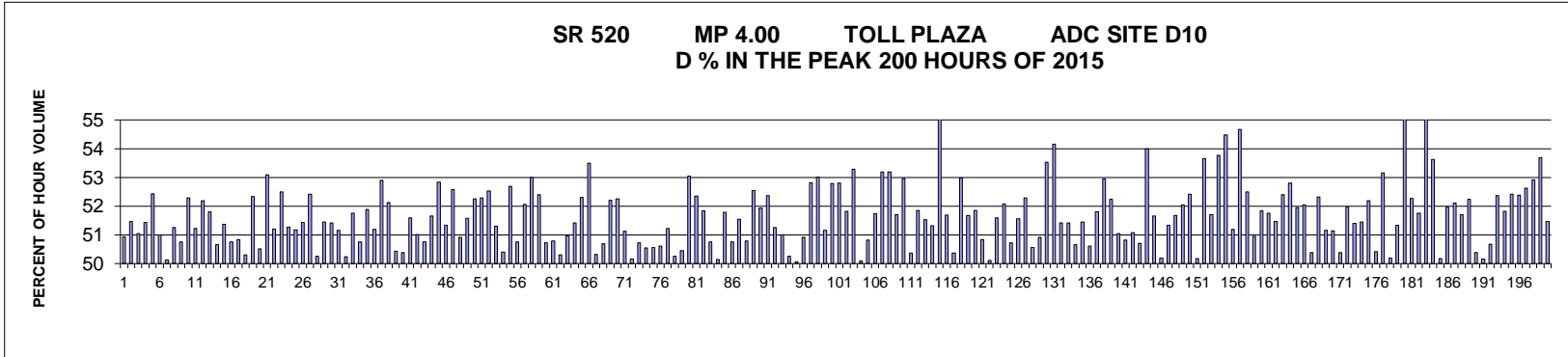
MO	DY	YR	DAY OF WK	HR	HR VOL	PERCENT OF AADT	HOUR NUMBER	AADT	EAST VOLUME	WEST VOLUME	PERCENT	PERCENT
											EAST IS OF TOTAL VOLUME	WEST IS OF TOTAL VOLUME
	8	15	7	17	10,348	6.86	59	150,937	5,535	4,813	53.49	46.51
	5	15	7	12	10,343	6.85	60	150,937	5,527	4,816	53.44	46.56
	8	15	1	14	10,332	6.85	61	150,937	5,244	5,088	50.75	49.25
	6	15	1	15	10,327	6.84	62	150,937	5,254	5,073	50.88	49.12
	10	15	7	14	10,327	6.84	63	150,937	5,527	4,800	53.52	46.48
	7	15	1	13	10,324	6.84	64	150,937	5,223	5,101	50.59	49.41
	3	15	7	14	10,323	6.84	65	150,937	5,269	5,054	51.04	48.96
	5	15	7	17	10,323	6.84	66	150,937	5,350	4,973	51.83	48.17
	7	15	7	16	10,315	6.83	67	150,937	5,261	5,054	51.00	49.00
	4	15	7	14	10,312	6.83	68	150,937	5,378	4,934	52.15	47.85
	8	15	7	15	10,312	6.83	69	150,937	5,238	5,074	50.80	49.20
	5	15	7	17	10,311	6.83	70	150,937	5,149	5,162	49.94	50.06
	2	15	6	17	10,306	6.83	71	150,937	5,063	5,243	49.13	50.87
	4	15	6	15	10,306	6.83	72	150,937	5,147	5,159	49.94	50.06
	8	15	1	13	10,306	6.83	73	150,937	5,141	5,165	49.88	50.12
	1	15	7	13	10,300	6.82	74	150,937	5,106	5,194	49.57	50.43
	3	15	7	14	10,299	6.82	75	150,937	5,146	5,153	49.97	50.03
	4	15	6	16	10,295	6.82	76	150,937	5,151	5,144	50.03	49.97
	8	15	1	15	10,290	6.82	77	150,937	5,189	5,101	50.43	49.57
	4	15	7	16	10,289	6.82	78	150,937	5,097	5,192	49.54	50.46
	4	15	7	13	10,288	6.82	79	150,937	5,244	5,044	50.97	49.03
	8	15	7	16	10,287	6.82	80	150,937	5,320	4,967	51.72	48.28
	3	15	7	13	10,279	6.81	81	150,937	5,484	4,795	53.35	46.65
	5	15	1	14	10,278	6.81	82	150,937	5,506	4,772	53.57	46.43
	7	15	7	12	10,275	6.81	83	150,937	5,177	5,098	50.38	49.62
	1	15	7	16	10,272	6.81	84	150,937	5,071	5,201	49.37	50.63
	4	15	7	15	10,270	6.80	85	150,937	5,094	5,176	49.60	50.40
	2	15	7	13	10,268	6.80	86	150,937	5,534	4,734	53.90	46.10
	6	15	7	12	10,262	6.80	87	150,937	5,331	4,931	51.95	48.05
	2	15	6	16	10,259	6.80	88	150,937	5,166	5,093	50.36	49.64
	6	15	7	15	10,256	6.79	89	150,937	5,155	5,101	50.26	49.74
	2	15	7	14	10,255	6.79	90	150,937	5,334	4,921	52.01	47.99
	7	15	1	17	10,249	6.79	91	150,937	5,301	4,948	51.72	48.28
	8	15	1	14	10,247	6.79	92	150,937	5,341	4,906	52.12	47.88
	8	15	7	11	10,245	6.79	93	150,937	5,279	4,966	51.53	48.47
	10	15	7	13	10,245	6.79	94	150,937	5,195	5,050	50.71	49.29
	3	15	6	16	10,244	6.79	95	150,937	5,196	5,048	50.72	49.28
	10	15	7	15	10,244	6.79	96	150,937	5,315	4,929	51.88	48.12
	2	15	6	16	10,232	6.78	97	150,937	5,018	5,214	49.04	50.96
	10	15	7	16	10,226	6.78	98	150,937	5,137	5,089	50.23	49.77
	8	15	7	17	10,223	6.77	99	150,937	5,235	4,988	51.21	48.79
	5	15	6	16	10,220	6.77	100	150,937	5,098	5,122	49.88	50.12
	6	15	1	13	10,210	6.76	101	150,937	5,186	5,024	50.79	49.21
	7	15	1	12	10,207	6.76	102	150,937	5,187	5,020	50.82	49.18
	10	15	7	15	10,206	6.76	103	150,937	5,141	5,065	50.37	49.63
	10	15	7	15	10,205	6.76	104	150,937	5,358	4,847	52.50	47.50
	2	15	6	17	10,203	6.76	105	150,937	4,925	5,278	48.27	51.73
	10	15	7	13	10,198	6.76	106	150,937	5,088	5,110	49.89	50.11

MO	DY	YR	DAY OF WK	HR	HR VOL	PERCENT OF AADT	HOUR NUMBER	AADT	EAST VOLUME	WEST VOLUME	PERCENT	PERCENT
											EAST IS OF TOTAL VOLUME	WEST IS OF TOTAL VOLUME
4	25	15	7	15	10,196	6.76	107	150,937	5,051	5,145	49.54	50.46
7	12	15	1	15	10,195	6.75	108	150,937	5,272	4,923	51.71	48.29
7	25	15	7	17	10,192	6.75	109	150,937	5,178	5,014	50.80	49.20
6	14	15	1	14	10,186	6.75	110	150,937	5,204	4,982	51.09	48.91
10	17	15	7	14	10,185	6.75	111	150,937	5,291	4,894	51.95	48.05
4	19	15	1	13	10,183	6.75	112	150,937	4,988	5,195	48.98	51.02
2	20	15	6	15	10,170	6.74	113	150,937	5,107	5,063	50.22	49.78
2	16	15	2	16	10,169	6.74	114	150,937	5,004	5,165	49.21	50.79
7	11	15	7	18	10,167	6.74	115	150,937	5,241	4,926	51.55	48.45
3	13	15	6	16	10,165	6.73	116	150,937	5,160	5,005	50.76	49.24
7	18	15	7	13	10,164	6.73	117	150,937	5,118	5,046	50.35	49.65
7	11	15	7	14	10,163	6.73	118	150,937	5,218	4,945	51.34	48.66
7	11	15	7	17	10,163	6.73	119	150,937	5,237	4,926	51.53	48.47
5	16	15	7	18	10,159	6.73	120	150,937	5,109	5,050	50.29	49.71
8	22	15	7	17	10,159	6.73	121	150,937	5,328	4,831	52.45	47.55
1	31	15	7	17	10,157	6.73	122	150,937	5,042	5,115	49.64	50.36
6	13	15	7	11	10,157	6.73	123	150,937	5,387	4,770	53.04	46.96
7	25	15	7	14	10,150	6.72	124	150,937	5,205	4,945	51.28	48.72
5	2	15	7	14	10,137	6.72	125	150,937	5,014	5,123	49.46	50.54
8	8	15	7	14	10,137	6.72	126	150,937	5,284	4,853	52.13	47.87
2	28	15	7	12	10,136	6.72	127	150,937	5,591	4,545	55.16	44.84
3	20	15	6	16	10,136	6.72	128	150,937	5,233	4,903	51.63	48.37
8	28	15	6	15	10,134	6.71	129	150,937	5,112	5,022	50.44	49.56
6	27	15	7	14	10,131	6.71	130	150,937	5,059	5,072	49.94	50.06
8	8	15	7	18	10,130	6.71	131	150,937	5,231	4,899	51.64	48.36
10	17	15	7	12	10,130	6.71	132	150,937	5,360	4,770	52.91	47.09
2	7	15	7	14	10,128	6.71	133	150,937	5,065	5,063	50.01	49.99
3	7	15	7	12	10,123	6.71	134	150,937	5,482	4,641	54.15	45.85
4	5	15	1	13	10,122	6.71	135	150,937	4,954	5,168	48.94	51.06
5	2	15	7	13	10,122	6.71	136	150,937	5,261	4,861	51.98	48.02
7	19	15	1	14	10,122	6.71	137	150,937	5,204	4,918	51.41	48.59
5	30	15	7	14	10,121	6.71	138	150,937	5,076	5,045	50.15	49.85
2	28	15	7	19	10,113	6.70	139	150,937	5,083	5,030	50.26	49.74
3	7	15	7	16	10,113	6.70	140	150,937	5,082	5,031	50.25	49.75
5	10	15	1	16	10,113	6.70	141	150,937	5,120	4,993	50.63	49.37
10	3	15	7	16	10,109	6.70	142	150,937	5,184	4,925	51.28	48.72
6	14	15	1	16	10,108	6.70	143	150,937	5,116	4,992	50.61	49.39
2	13	15	6	15	10,105	6.69	144	150,937	5,029	5,076	49.77	50.23
5	2	15	7	18	10,104	6.69	145	150,937	5,045	5,059	49.93	50.07
4	10	15	6	16	10,102	6.69	146	150,937	5,130	4,972	50.78	49.22
1	24	15	7	14	10,099	6.69	147	150,937	5,040	5,059	49.91	50.09
8	7	15	6	13	10,095	6.69	148	150,937	5,192	4,903	51.43	48.57
8	15	15	7	16	10,095	6.69	149	150,937	5,168	4,927	51.19	48.81
1	19	15	2	16	10,092	6.69	150	150,937	5,164	4,928	51.17	48.83
3	14	15	7	15	10,090	6.68	151	150,937	5,146	4,944	51.00	49.00
3	28	15	7	15	10,087	6.68	152	150,937	5,125	4,962	50.81	49.19
2	7	15	7	13	10,085	6.68	153	150,937	5,107	4,978	50.64	49.36
6	28	15	1	14	10,082	6.68	154	150,937	5,135	4,947	50.93	49.07

MO	DY	YR	DAY OF WK	HR	HR VOL	PERCENT OF AADT	HOUR NUMBER	AADT	EAST VOLUME	WEST VOLUME	PERCENT	PERCENT	
											EAST IS OF TOTAL VOLUME	WEST IS OF TOTAL VOLUME	
	2	14	15	7	15	10,081	6.68	155	150,937	5,245	4,836	52.03	47.97
	4	4	15	7	14	10,079	6.68	156	150,937	5,204	4,875	51.63	48.37
	5	15	15	6	16	10,077	6.68	157	150,937	5,132	4,945	50.93	49.07
	3	14	15	7	18	10,072	6.67	158	150,937	4,963	5,109	49.28	50.72
	8	9	15	1	17	10,070	6.67	159	150,937	5,165	4,905	51.29	48.71
	4	26	15	1	13	10,069	6.67	160	150,937	5,126	4,943	50.91	49.09
	6	6	15	7	13	10,069	6.67	161	150,937	4,927	5,142	48.93	51.07
	3	6	15	6	15	10,064	6.67	162	150,937	4,964	5,100	49.32	50.68
	8	28	15	6	12	10,063	6.67	163	150,937	5,060	5,003	50.28	49.72
	10	24	15	7	16	10,060	6.67	164	150,937	5,101	4,959	50.71	49.29
	6	6	15	7	15	10,059	6.66	165	150,937	5,101	4,958	50.71	49.29
	8	16	15	1	14	10,057	6.66	166	150,937	4,861	5,196	48.33	51.67
	7	18	15	7	14	10,056	6.66	167	150,937	5,085	4,971	50.57	49.43
	3	7	15	7	17	10,053	6.66	168	150,937	5,038	5,015	50.11	49.89
	7	11	15	7	15	10,051	6.66	169	150,937	5,173	4,878	51.47	48.53
	1	31	15	7	15	10,044	6.65	170	150,937	5,040	5,004	50.18	49.82
	5	17	15	1	13	10,044	6.65	171	150,937	5,399	4,645	53.75	46.25
	10	9	15	6	16	10,041	6.65	172	150,937	5,057	4,984	50.36	49.64
	5	22	15	6	16	10,034	6.65	173	150,937	5,106	4,928	50.89	49.11
	5	31	15	1	14	10,034	6.65	174	150,937	5,144	4,890	51.27	48.73
	8	28	15	6	16	10,033	6.65	175	150,937	4,977	5,056	49.61	50.39
	6	13	15	7	13	10,031	6.65	176	150,937	4,947	5,084	49.32	50.68
	3	28	15	7	11	10,028	6.64	177	150,937	4,981	5,047	49.67	50.33
	7	18	15	7	11	10,026	6.64	178	150,937	5,062	4,964	50.49	49.51
	2	26	15	5	16	10,024	6.64	179	150,937	4,918	5,106	49.06	50.94
	2	13	15	6	17	10,023	6.64	180	150,937	5,052	4,971	50.40	49.60
	3	21	15	7	12	10,022	6.64	181	150,937	5,262	4,760	52.50	47.50
	2	27	15	6	15	10,021	6.64	182	150,937	4,940	5,081	49.30	50.70
	3	6	15	6	16	10,021	6.64	183	150,937	5,046	4,975	50.35	49.65
	8	17	15	2	16	10,021	6.64	184	150,937	5,042	4,979	50.31	49.69
	2	7	15	7	15	10,020	6.64	185	150,937	5,086	4,934	50.76	49.24
	4	5	15	1	15	10,020	6.64	186	150,937	5,070	4,950	50.60	49.40
	4	17	15	6	15	10,020	6.64	187	150,937	4,931	5,089	49.21	50.79
	6	27	15	7	12	10,017	6.64	188	150,937	5,103	4,914	50.94	49.06
	7	19	15	1	15	10,017	6.64	189	150,937	5,118	4,899	51.09	48.91
	8	2	15	1	13	10,017	6.64	190	150,937	4,917	5,100	49.09	50.91
	7	10	15	6	17	10,015	6.64	191	150,937	5,136	4,879	51.28	48.72
	2	18	15	4	16	10,014	6.63	192	150,937	4,903	5,111	48.96	51.04
	8	6	15	5	15	10,013	6.63	193	150,937	5,160	4,853	51.53	48.47
	3	19	15	5	16	10,012	6.63	194	150,937	5,000	5,012	49.94	50.06
	4	9	15	5	16	10,012	6.63	195	150,937	4,987	5,025	49.81	50.19
	8	16	15	1	18	10,011	6.63	196	150,937	5,118	4,893	51.12	48.88
	4	26	15	1	14	10,010	6.63	197	150,937	5,144	4,866	51.39	48.61
	7	12	15	1	18	10,010	6.63	198	150,937	5,121	4,889	51.16	48.84
	5	9	15	7	18	10,009	6.63	199	150,937	4,901	5,108	48.97	51.03
	2	16	15	2	15	10,008	6.63	200	150,937	4,942	5,066	49.38	50.62



AADT= 67592 K 30 FACTOR= 10.39 K 100 FACTOR= 10.04 K 200 FACTOR= 9.6 D 30 FACTOR= 51.42



MO	DY	YR	DAY OF WK	HR	HR VOL	PERCENT OF AADT	HOUR NUMBER	AADT	EAST VOLUME	WEST VOLUME	PERCENT EAST IS OF TOTAL VOLUME	PERCENT WEST IS OF TOTAL VOLUME
5	19	15	3	9	7,263	10.75	1	67,592	3,699	3,564	50.93	49.07
10	8	15	5	9	7,171	10.61	2	67,592	3,690	3,481	51.46	48.54
11	3	15	3	9	7,163	10.60	3	67,592	3,657	3,506	51.05	48.95
11	10	15	3	9	7,153	10.58	4	67,592	3,679	3,474	51.43	48.57
2	25	15	4	9	7,134	10.55	5	67,592	3,740	3,394	52.43	47.57
6	16	15	3	9	7,131	10.55	6	67,592	3,637	3,494	51.00	49.00
7	22	15	4	9	7,128	10.55	7	67,592	3,573	3,555	50.13	49.87
10	13	15	3	9	7,117	10.53	8	67,592	3,648	3,469	51.26	48.74
10	6	15	3	9	7,104	10.51	9	67,592	3,606	3,498	50.76	49.24
6	4	15	5	9	7,102	10.51	10	67,592	3,713	3,389	52.28	47.72
8	6	15	5	9	7,097	10.50	11	67,592	3,635	3,462	51.22	48.78
3	10	15	3	9	7,095	10.50	12	67,592	3,703	3,392	52.19	47.81
10	29	15	5	9	7,095	10.50	13	67,592	3,675	3,420	51.80	48.20
1	28	15	4	9	7,094	10.50	14	67,592	3,594	3,500	50.66	49.34

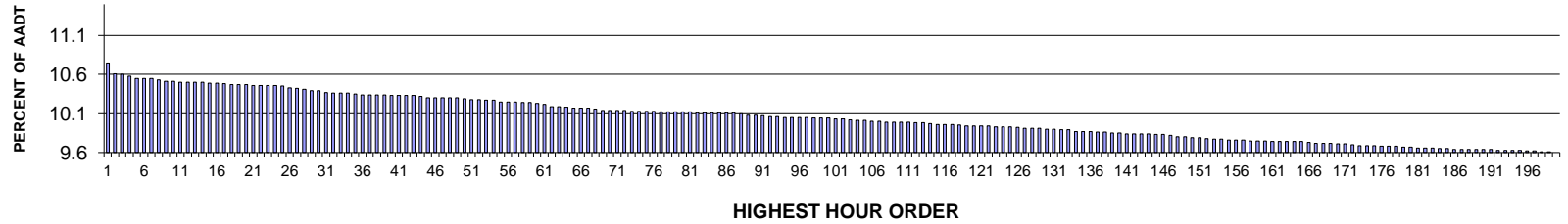
MO	DY	YR	DAY OF WK	HR	HR VOL	PERCENT OF AADT	HOUR NUMBER	AADT	EAST VOLUME	WEST VOLUME	PERCENT EAST IS OF TOTAL VOLUME	PERCENT WEST IS OF TOTAL VOLUME
11	19	15	5	9	7,091	10.49	15	67,592	3,642	3,449	51.36	48.64
9	14	15	2	9	7,088	10.49	16	67,592	3,598	3,490	50.76	49.24
9	8	15	3	9	7,086	10.48	17	67,592	3,602	3,484	50.83	49.17
7	16	15	5	9	7,078	10.47	18	67,592	3,560	3,518	50.30	49.70
9	30	15	4	9	7,076	10.47	19	67,592	3,703	3,373	52.33	47.67
7	23	15	5	9	7,074	10.47	20	67,592	3,574	3,500	50.52	49.48
5	27	15	4	9	7,071	10.46	21	67,592	3,754	3,317	53.09	46.91
10	20	15	3	9	7,071	10.46	22	67,592	3,621	3,450	51.21	48.79
6	3	15	4	9	7,068	10.46	23	67,592	3,711	3,357	52.50	47.50
10	21	15	4	9	7,068	10.46	24	67,592	3,624	3,444	51.27	48.73
11	5	15	5	9	7,065	10.45	25	67,592	3,616	3,449	51.18	48.82
10	14	15	4	9	7,052	10.43	26	67,592	3,627	3,425	51.43	48.57
4	29	15	4	9	7,042	10.42	27	67,592	3,691	3,351	52.41	47.59
9	15	15	3	9	7,039	10.41	28	67,592	3,537	3,502	50.25	49.75
8	4	15	3	9	7,026	10.39	29	67,592	3,614	3,412	51.44	48.56
7	27	15	2	9	7,020	10.39	30	67,592	3,610	3,410	51.42	48.58
7	7	15	3	9	7,006	10.37	31	67,592	3,584	3,422	51.16	48.84
1	29	15	5	9	7,004	10.36	32	67,592	3,519	3,485	50.24	49.76
11	12	15	5	9	7,004	10.36	33	67,592	3,625	3,379	51.76	48.24
9	17	15	5	9	7,003	10.36	34	67,592	3,554	3,449	50.75	49.25
5	20	15	4	9	6,995	10.35	35	67,592	3,629	3,366	51.88	48.12
12	14	15	2	9	6,991	10.34	36	67,592	3,579	3,412	51.19	48.81
2	12	15	5	9	6,990	10.34	37	67,592	3,697	3,293	52.89	47.11
9	10	15	5	9	6,988	10.34	38	67,592	3,643	3,345	52.13	47.87
9	24	15	5	9	6,986	10.34	39	67,592	3,523	3,463	50.43	49.57
1	12	15	2	9	6,985	10.33	40	67,592	3,520	3,465	50.39	49.61
12	15	15	3	9	6,983	10.33	41	67,592	3,603	3,380	51.60	48.40
12	16	15	4	9	6,983	10.33	42	67,592	3,563	3,420	51.02	48.98
5	7	15	5	9	6,980	10.33	43	67,592	3,543	3,437	50.76	49.24
8	5	15	4	9	6,976	10.32	44	67,592	3,603	3,373	51.65	48.35
5	12	15	3	9	6,964	10.30	45	67,592	3,680	3,284	52.84	47.16
5	26	15	3	9	6,962	10.30	46	67,592	3,574	3,388	51.34	48.66
2	11	15	4	9	6,960	10.30	47	67,592	3,659	3,301	52.57	47.43
7	9	15	5	9	6,960	10.30	48	67,592	3,544	3,416	50.92	49.08
9	3	15	5	9	6,959	10.30	49	67,592	3,589	3,370	51.57	48.43
7	13	15	2	9	6,957	10.29	50	67,592	3,636	3,321	52.26	47.74
1	15	15	5	9	6,951	10.28	51	67,592	3,635	3,316	52.29	47.71
2	24	15	3	9	6,948	10.28	52	67,592	3,649	3,299	52.52	47.48
9	16	15	4	9	6,942	10.27	53	67,592	3,562	3,380	51.31	48.69
9	9	15	4	9	6,940	10.27	54	67,592	3,498	3,442	50.40	49.60
5	13	15	4	9	6,931	10.25	55	67,592	3,651	3,280	52.68	47.32
10	15	15	5	9	6,928	10.25	56	67,592	3,516	3,412	50.75	49.25
4	1	15	4	9	6,925	10.25	57	67,592	3,605	3,320	52.06	47.94
5	21	15	5	9	6,922	10.24	58	67,592	3,669	3,253	53.00	47.00
8	20	15	5	9	6,921	10.24	59	67,592	3,626	3,295	52.39	47.61
7	28	15	3	9	6,916	10.23	60	67,592	3,408	3,508	49.28	50.72
12	2	15	4	9	6,910	10.22	61	67,592	3,509	3,401	50.78	49.22
8	12	15	4	9	6,891	10.19	62	67,592	3,425	3,466	49.70	50.30
6	23	15	3	9	6,885	10.19	63	67,592	3,509	3,376	50.97	49.03

MO	DY	YR	DAY OF WK	HR	HR VOL	PERCENT OF AADT	HOUR NUMBER	AADT	EAST VOLUME	WEST VOLUME	PERCENT EAST IS OF TOTAL VOLUME	PERCENT WEST IS OF TOTAL VOLUME
1	8	15	5	9	6,878	10.18	64	67,592	3,537	3,341	51.42	48.58
3	5	15	5	9	6,876	10.17	65	67,592	3,596	3,280	52.30	47.70
5	6	15	4	9	6,876	10.17	66	67,592	3,679	3,197	53.50	46.50
3	12	15	5	9	6,874	10.17	67	67,592	3,415	3,459	49.68	50.32
7	15	15	4	9	6,869	10.16	68	67,592	3,482	3,387	50.69	49.31
6	2	15	3	9	6,853	10.14	69	67,592	3,577	3,276	52.20	47.80
1	27	15	3	9	6,851	10.14	70	67,592	3,580	3,271	52.26	47.74
11	2	15	2	9	6,851	10.14	71	67,592	3,503	3,348	51.13	48.87
12	3	15	5	9	6,851	10.14	72	67,592	3,436	3,415	50.15	49.85
6	9	15	3	9	6,846	10.13	73	67,592	3,473	3,373	50.73	49.27
7	20	15	2	9	6,846	10.13	74	67,592	3,460	3,386	50.54	49.46
5	14	15	5	9	6,845	10.13	75	67,592	3,461	3,384	50.56	49.44
11	23	15	2	9	6,845	10.13	76	67,592	3,464	3,381	50.61	49.39
7	8	15	4	9	6,843	10.12	77	67,592	3,505	3,338	51.22	48.78
10	22	15	5	9	6,843	10.12	78	67,592	3,439	3,404	50.26	49.74
1	20	15	3	9	6,840	10.12	79	67,592	3,390	3,450	49.56	50.44
5	11	15	2	9	6,838	10.12	80	67,592	3,627	3,211	53.04	46.96
8	27	15	5	9	6,838	10.12	81	67,592	3,580	3,258	52.35	47.65
6	15	15	2	9	6,834	10.11	82	67,592	3,542	3,292	51.83	48.17
8	25	15	3	9	6,834	10.11	83	67,592	3,468	3,366	50.75	49.25
1	21	15	4	9	6,833	10.11	84	67,592	3,426	3,407	50.14	49.86
11	4	15	4	9	6,833	10.11	85	67,592	3,539	3,294	51.79	48.21
7	14	15	3	9	6,832	10.11	86	67,592	3,364	3,468	49.24	50.76
9	28	15	2	9	6,831	10.11	87	67,592	3,521	3,310	51.54	48.46
8	11	15	3	9	6,829	10.10	88	67,592	3,361	3,468	49.22	50.78
3	19	15	5	9	6,816	10.08	89	67,592	3,582	3,234	52.55	47.45
5	28	15	5	9	6,815	10.08	90	67,592	3,539	3,276	51.93	48.07
6	17	15	4	9	6,807	10.07	91	67,592	3,565	3,242	52.37	47.63
6	24	15	4	9	6,803	10.06	92	67,592	3,487	3,316	51.26	48.74
1	9	15	6	9	6,798	10.06	93	67,592	3,466	3,332	50.99	49.01
7	1	15	4	9	6,795	10.05	94	67,592	3,380	3,415	49.74	50.26
12	1	15	3	9	6,794	10.05	95	67,592	3,393	3,401	49.94	50.06
12	10	15	5	9	6,793	10.05	96	67,592	3,458	3,335	50.91	49.09
4	30	15	5	9	6,792	10.05	97	67,592	3,587	3,205	52.81	47.19
10	19	15	2	9	6,789	10.04	98	67,592	3,599	3,190	53.01	46.99
8	13	15	5	9	6,788	10.04	99	67,592	3,473	3,315	51.16	48.84
6	18	15	5	9	6,784	10.04	100	67,592	3,581	3,203	52.79	47.21
5	29	15	6	9	6,782	10.03	101	67,592	3,581	3,201	52.80	47.20
1	23	15	6	9	6,781	10.03	102	67,592	3,514	3,267	51.82	48.18
4	15	15	4	9	6,774	10.02	103	67,592	3,610	3,164	53.29	46.71
1	26	15	2	9	6,768	10.01	104	67,592	3,378	3,390	49.91	50.09
7	30	15	5	9	6,765	10.01	105	67,592	3,327	3,438	49.18	50.82
11	18	15	4	9	6,758	10.00	106	67,592	3,496	3,262	51.73	48.27
5	5	15	3	9	6,756	10.00	107	67,592	3,593	3,163	53.18	46.82
6	22	15	2	9	6,755	9.99	108	67,592	3,592	3,163	53.18	46.82
3	3	15	3	9	6,754	9.99	109	67,592	3,492	3,262	51.70	48.30
4	14	15	3	9	6,754	9.99	110	67,592	3,577	3,177	52.96	47.04
9	18	15	6	9	6,751	9.99	111	67,592	3,400	3,351	50.36	49.64
1	7	15	4	9	6,748	9.98	112	67,592	3,499	3,249	51.85	48.15

MO	DY	YR	DAY OF WK	HR	HR VOL	PERCENT OF AADT	HOUR NUMBER	AADT	EAST VOLUME	WEST VOLUME	PERCENT EAST IS OF TOTAL VOLUME	PERCENT WEST IS OF TOTAL VOLUME
6	10	15	4	9	6,748	9.98	113	67,592	3,477	3,271	51.53	48.47
9	2	15	4	9	6,740	9.97	114	67,592	3,459	3,281	51.32	48.68
3	2	15	2	9	6,733	9.96	115	67,592	3,732	3,001	55.43	44.57
6	29	15	2	9	6,731	9.96	116	67,592	3,479	3,252	51.69	48.31
6	30	15	3	9	6,729	9.96	117	67,592	3,389	3,340	50.36	49.64
6	11	15	5	9	6,727	9.95	118	67,592	3,564	3,163	52.98	47.02
8	18	15	3	9	6,722	9.94	119	67,592	3,249	3,473	48.33	51.67
4	16	15	5	9	6,721	9.94	120	67,592	3,485	3,236	51.85	48.15
5	20	15	4	8	6,717	9.94	121	67,592	3,415	3,302	50.84	49.16
6	25	15	5	9	6,717	9.94	122	67,592	3,366	3,351	50.11	49.89
9	24	15	5	8	6,713	9.93	123	67,592	3,249	3,464	48.40	51.60
1	30	15	6	9	6,711	9.93	124	67,592	3,495	3,216	52.08	47.92
12	4	15	6	9	6,710	9.93	125	67,592	3,404	3,306	50.73	49.27
11	19	15	5	8	6,705	9.92	126	67,592	3,457	3,248	51.56	48.44
8	31	15	2	9	6,699	9.91	127	67,592	3,503	3,196	52.29	47.71
11	20	15	6	9	6,697	9.91	128	67,592	3,386	3,311	50.56	49.44
9	21	15	2	9	6,695	9.91	129	67,592	3,409	3,286	50.92	49.08
5	18	15	2	9	6,692	9.90	130	67,592	3,582	3,110	53.53	46.47
4	13	15	2	9	6,689	9.90	131	67,592	3,623	3,066	54.16	45.84
9	14	15	2	8	6,688	9.89	132	67,592	3,438	3,250	51.41	48.59
10	23	15	6	9	6,684	9.89	133	67,592	3,436	3,248	51.41	48.59
6	8	15	2	9	6,672	9.87	134	67,592	3,380	3,292	50.66	49.34
11	9	15	2	9	6,671	9.87	135	67,592	3,432	3,239	51.45	48.55
9	11	15	6	9	6,670	9.87	136	67,592	3,376	3,294	50.61	49.39
9	15	15	3	8	6,664	9.86	137	67,592	3,452	3,212	51.80	48.20
5	4	15	2	9	6,662	9.86	138	67,592	3,527	3,135	52.94	47.06
1	22	15	5	9	6,661	9.85	139	67,592	3,479	3,182	52.23	47.77
3	9	15	2	9	6,660	9.85	140	67,592	3,399	3,261	51.04	48.96
8	3	15	2	9	6,653	9.84	141	67,592	3,381	3,272	50.82	49.18
11	5	15	5	8	6,653	9.84	142	67,592	3,398	3,255	51.07	48.93
11	30	15	2	9	6,649	9.84	143	67,592	3,371	3,278	50.70	49.30
4	17	15	6	9	6,648	9.84	144	67,592	3,589	3,059	53.99	46.01
11	10	15	3	8	6,645	9.83	145	67,592	3,433	3,212	51.66	48.34
8	19	15	4	9	6,643	9.83	146	67,592	3,334	3,309	50.19	49.81
11	12	15	5	8	6,640	9.82	147	67,592	3,409	3,231	51.34	48.66
6	5	15	6	9	6,627	9.80	148	67,592	3,424	3,203	51.67	48.33
6	3	15	4	8	6,624	9.80	149	67,592	3,447	3,177	52.04	47.96
9	22	15	3	9	6,619	9.79	150	67,592	3,469	3,150	52.41	47.59
12	8	15	3	9	6,615	9.79	151	67,592	3,319	3,296	50.17	49.83
5	8	15	6	9	6,612	9.78	152	67,592	3,548	3,064	53.66	46.34
5	21	15	5	8	6,605	9.77	153	67,592	3,415	3,190	51.70	48.30
8	24	15	2	9	6,603	9.77	154	67,592	3,550	3,053	53.76	46.24
2	18	15	4	9	6,597	9.76	155	67,592	3,594	3,003	54.48	45.52
5	28	15	5	8	6,597	9.76	156	67,592	3,377	3,220	51.19	48.81
7	24	15	6	9	6,594	9.76	157	67,592	3,605	2,989	54.67	45.33
12	11	15	6	9	6,592	9.75	158	67,592	3,460	3,132	52.49	47.51
10	26	15	2	9	6,590	9.75	159	67,592	3,357	3,233	50.94	49.06
10	20	15	3	8	6,588	9.75	160	67,592	3,415	3,173	51.84	48.16
3	10	15	3	10	6,586	9.74	161	67,592	3,408	3,178	51.75	48.25

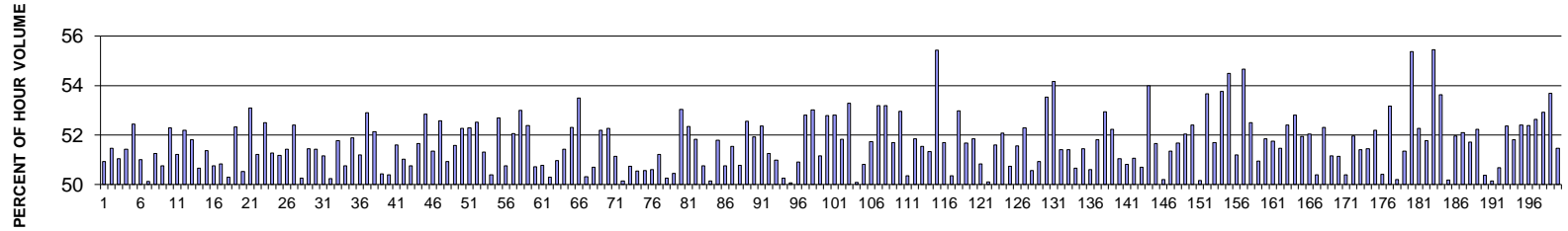
MO	DY	YR	DAY OF WK	HR	HR VOL	PERCENT OF AADT	HOUR NUMBER	AADT	EAST VOLUME	WEST VOLUME	PERCENT EAST IS OF TOTAL VOLUME	PERCENT WEST IS OF TOTAL VOLUME
12	17	15	5	9	6,585	9.74	162	67,592	3,389	3,196	51.47	48.53
6	12	15	6	9	6,584	9.74	163	67,592	3,450	3,134	52.40	47.60
10	13	15	3	8	6,583	9.74	164	67,592	3,476	3,107	52.80	47.20
10	21	15	4	8	6,582	9.74	165	67,592	3,419	3,163	51.94	48.06
10	27	15	3	10	6,580	9.73	166	67,592	3,424	3,156	52.04	47.96
10	7	15	4	9	6,573	9.72	167	67,592	3,312	3,261	50.39	49.61
9	30	15	4	8	6,570	9.72	168	67,592	3,437	3,133	52.31	47.69
5	19	15	3	8	6,567	9.72	169	67,592	3,360	3,207	51.16	48.84
5	12	15	3	8	6,562	9.71	170	67,592	3,356	3,206	51.14	48.86
12	1	15	3	8	6,561	9.71	171	67,592	3,306	3,255	50.39	49.61
9	25	15	6	9	6,559	9.70	172	67,592	3,409	3,150	51.97	48.03
11	18	15	4	8	6,553	9.69	173	67,592	3,368	3,185	51.40	48.60
10	29	15	5	8	6,548	9.69	174	67,592	3,368	3,180	51.44	48.56
10	16	15	6	9	6,547	9.69	175	67,592	3,417	3,130	52.19	47.81
11	16	15	2	8	6,546	9.68	176	67,592	3,300	3,246	50.41	49.59
4	2	15	5	9	6,541	9.68	177	67,592	3,477	3,064	53.16	46.84
8	4	15	3	10	6,541	9.68	178	67,592	3,283	3,258	50.19	49.81
6	4	15	5	8	6,537	9.67	179	67,592	3,356	3,181	51.34	48.66
2	26	15	5	9	6,534	9.67	180	67,592	3,617	2,917	55.36	44.64
2	27	15	6	9	6,532	9.66	181	67,592	3,414	3,118	52.27	47.73
1	27	15	3	8	6,530	9.66	182	67,592	3,380	3,150	51.76	48.24
4	8	15	4	9	6,529	9.66	183	67,592	3,620	2,909	55.44	44.56
2	19	15	5	9	6,522	9.65	184	67,592	3,498	3,024	53.63	46.37
8	26	15	4	9	6,522	9.65	185	67,592	3,273	3,249	50.18	49.82
3	6	15	6	9	6,518	9.64	186	67,592	3,387	3,131	51.96	48.04
12	2	15	4	8	6,518	9.64	187	67,592	3,396	3,122	52.10	47.90
10	14	15	4	8	6,517	9.64	188	67,592	3,370	3,147	51.71	48.29
6	1	15	2	9	6,516	9.64	189	67,592	3,403	3,113	52.23	47.77
9	17	15	5	10	6,516	9.64	190	67,592	3,233	3,283	49.62	50.38
10	27	15	3	9	6,513	9.64	191	67,592	3,247	3,266	49.85	50.15
2	25	15	4	8	6,512	9.63	192	67,592	3,300	3,212	50.68	49.32
4	2	15	5	10	6,509	9.63	193	67,592	3,408	3,101	52.36	47.64
3	5	15	5	8	6,508	9.63	194	67,592	3,372	3,136	51.81	48.19
7	17	15	6	9	6,507	9.63	195	67,592	3,410	3,097	52.41	47.59
4	1	15	4	8	6,504	9.62	196	67,592	3,407	3,097	52.38	47.62
9	29	15	3	10	6,502	9.62	197	67,592	3,422	3,080	52.63	47.37
7	10	15	6	9	6,496	9.61	198	67,592	3,437	3,059	52.91	47.09
9	23	15	4	9	6,496	9.61	199	67,592	3,487	3,009	53.68	46.32
2	23	15	2	9	6,492	9.60	200	67,592	3,341	3,151	51.46	48.54

**SR 018 MP 12.55 COVINGTON ADC SITE D12
K FOR PEAK 200 HOURS OF 2015**



AADT= 67592 K 30 FACTOR= 10.39 K 100 FACTOR= 10.04 K 200 FACTOR= 9.6 D 30 FACTOR= 51.42

**SR 018 MP 12.55 COVINGTON ADC SITE D12
D % IN THE PEAK 200 HOURS OF 2015**



MO	DY	YR	DAY OF WK	HR	HR VOL	PERCENT OF AADT	HOUR NUMBER	AADT	EAST VOLUME	WEST VOLUME	PERCENT EAST IS OF TOTAL VOLUME	PERCENT WEST IS OF TOTAL VOLUME
5	19	15	3	9	7,263	10.75	1	67,592	3,699	3,564	50.93	49.07
10	8	15	5	9	7,171	10.61	2	67,592	3,690	3,481	51.46	48.54
11	3	15	3	9	7,163	10.60	3	67,592	3,657	3,506	51.05	48.95
11	10	15	3	9	7,153	10.58	4	67,592	3,679	3,474	51.43	48.57
2	25	15	4	9	7,134	10.55	5	67,592	3,740	3,394	52.43	47.57
6	16	15	3	9	7,131	10.55	6	67,592	3,637	3,494	51.00	49.00
7	22	15	4	9	7,128	10.55	7	67,592	3,573	3,555	50.13	49.87
10	13	15	3	9	7,117	10.53	8	67,592	3,648	3,469	51.26	48.74
10	6	15	3	9	7,104	10.51	9	67,592	3,606	3,498	50.76	49.24
6	4	15	5	9	7,102	10.51	10	67,592	3,713	3,389	52.28	47.72
8	6	15	5	9	7,097	10.50	11	67,592	3,635	3,462	51.22	48.78
3	10	15	3	9	7,095	10.50	12	67,592	3,703	3,392	52.19	47.81
10	29	15	5	9	7,095	10.50	13	67,592	3,675	3,420	51.80	48.20
1	28	15	4	9	7,094	10.50	14	67,592	3,594	3,500	50.66	49.34

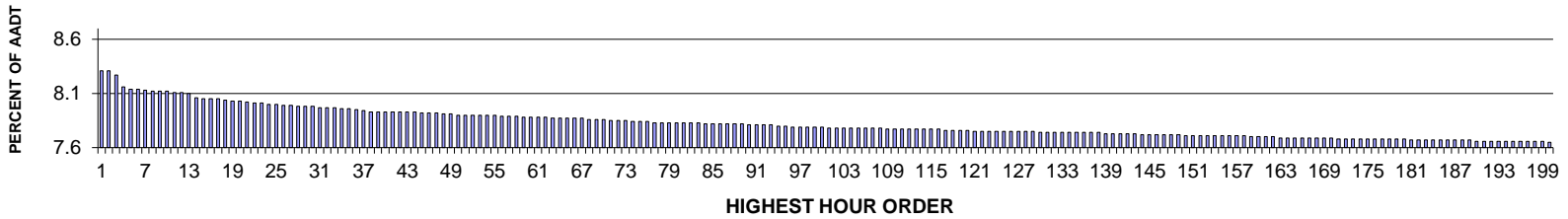
MO	DY	YR	DAY OF WK	HR	HR VOL	PERCENT OF AADT	HOUR NUMBER	AADT	EAST VOLUME	WEST VOLUME	PERCENT EAST IS OF TOTAL VOLUME	PERCENT WEST IS OF TOTAL VOLUME
11	19	15	5	9	7,091	10.49	15	67,592	3,642	3,449	51.36	48.64
9	14	15	2	9	7,088	10.49	16	67,592	3,598	3,490	50.76	49.24
9	8	15	3	9	7,086	10.48	17	67,592	3,602	3,484	50.83	49.17
7	16	15	5	9	7,078	10.47	18	67,592	3,560	3,518	50.30	49.70
9	30	15	4	9	7,076	10.47	19	67,592	3,703	3,373	52.33	47.67
7	23	15	5	9	7,074	10.47	20	67,592	3,574	3,500	50.52	49.48
5	27	15	4	9	7,071	10.46	21	67,592	3,754	3,317	53.09	46.91
10	20	15	3	9	7,071	10.46	22	67,592	3,621	3,450	51.21	48.79
6	3	15	4	9	7,068	10.46	23	67,592	3,711	3,357	52.50	47.50
10	21	15	4	9	7,068	10.46	24	67,592	3,624	3,444	51.27	48.73
11	5	15	5	9	7,065	10.45	25	67,592	3,616	3,449	51.18	48.82
10	14	15	4	9	7,052	10.43	26	67,592	3,627	3,425	51.43	48.57
4	29	15	4	9	7,042	10.42	27	67,592	3,691	3,351	52.41	47.59
9	15	15	3	9	7,039	10.41	28	67,592	3,537	3,502	50.25	49.75
8	4	15	3	9	7,026	10.39	29	67,592	3,614	3,412	51.44	48.56
7	27	15	2	9	7,020	10.39	30	67,592	3,610	3,410	51.42	48.58
7	7	15	3	9	7,006	10.37	31	67,592	3,584	3,422	51.16	48.84
1	29	15	5	9	7,004	10.36	32	67,592	3,519	3,485	50.24	49.76
11	12	15	5	9	7,004	10.36	33	67,592	3,625	3,379	51.76	48.24
9	17	15	5	9	7,003	10.36	34	67,592	3,554	3,449	50.75	49.25
5	20	15	4	9	6,995	10.35	35	67,592	3,629	3,366	51.88	48.12
12	14	15	2	9	6,991	10.34	36	67,592	3,579	3,412	51.19	48.81
2	12	15	5	9	6,990	10.34	37	67,592	3,697	3,293	52.89	47.11
9	10	15	5	9	6,988	10.34	38	67,592	3,643	3,345	52.13	47.87
9	24	15	5	9	6,986	10.34	39	67,592	3,523	3,463	50.43	49.57
1	12	15	2	9	6,985	10.33	40	67,592	3,520	3,465	50.39	49.61
12	15	15	3	9	6,983	10.33	41	67,592	3,603	3,380	51.60	48.40
12	16	15	4	9	6,983	10.33	42	67,592	3,563	3,420	51.02	48.98
5	7	15	5	9	6,980	10.33	43	67,592	3,543	3,437	50.76	49.24
8	5	15	4	9	6,976	10.32	44	67,592	3,603	3,373	51.65	48.35
5	12	15	3	9	6,964	10.30	45	67,592	3,680	3,284	52.84	47.16
5	26	15	3	9	6,962	10.30	46	67,592	3,574	3,388	51.34	48.66
2	11	15	4	9	6,960	10.30	47	67,592	3,659	3,301	52.57	47.43
7	9	15	5	9	6,960	10.30	48	67,592	3,544	3,416	50.92	49.08
9	3	15	5	9	6,959	10.30	49	67,592	3,589	3,370	51.57	48.43
7	13	15	2	9	6,957	10.29	50	67,592	3,636	3,321	52.26	47.74
1	15	15	5	9	6,951	10.28	51	67,592	3,635	3,316	52.29	47.71
2	24	15	3	9	6,948	10.28	52	67,592	3,649	3,299	52.52	47.48
9	16	15	4	9	6,942	10.27	53	67,592	3,562	3,380	51.31	48.69
9	9	15	4	9	6,940	10.27	54	67,592	3,498	3,442	50.40	49.60
5	13	15	4	9	6,931	10.25	55	67,592	3,651	3,280	52.68	47.32
10	15	15	5	9	6,928	10.25	56	67,592	3,516	3,412	50.75	49.25
4	1	15	4	9	6,925	10.25	57	67,592	3,605	3,320	52.06	47.94
5	21	15	5	9	6,922	10.24	58	67,592	3,669	3,253	53.00	47.00
8	20	15	5	9	6,921	10.24	59	67,592	3,626	3,295	52.39	47.61
7	28	15	3	9	6,916	10.23	60	67,592	3,408	3,508	49.28	50.72
12	2	15	4	9	6,910	10.22	61	67,592	3,509	3,401	50.78	49.22
8	12	15	4	9	6,891	10.19	62	67,592	3,425	3,466	49.70	50.30
6	23	15	3	9	6,885	10.19	63	67,592	3,509	3,376	50.97	49.03

MO	DY	YR	DAY OF WK	HR	HR VOL	PERCENT OF AADT	HOUR NUMBER	AADT	EAST VOLUME	WEST VOLUME	PERCENT EAST IS OF TOTAL VOLUME	PERCENT WEST IS OF TOTAL VOLUME
1	8	15	5	9	6,878	10.18	64	67,592	3,537	3,341	51.42	48.58
3	5	15	5	9	6,876	10.17	65	67,592	3,596	3,280	52.30	47.70
5	6	15	4	9	6,876	10.17	66	67,592	3,679	3,197	53.50	46.50
3	12	15	5	9	6,874	10.17	67	67,592	3,415	3,459	49.68	50.32
7	15	15	4	9	6,869	10.16	68	67,592	3,482	3,387	50.69	49.31
6	2	15	3	9	6,853	10.14	69	67,592	3,577	3,276	52.20	47.80
1	27	15	3	9	6,851	10.14	70	67,592	3,580	3,271	52.26	47.74
11	2	15	2	9	6,851	10.14	71	67,592	3,503	3,348	51.13	48.87
12	3	15	5	9	6,851	10.14	72	67,592	3,436	3,415	50.15	49.85
6	9	15	3	9	6,846	10.13	73	67,592	3,473	3,373	50.73	49.27
7	20	15	2	9	6,846	10.13	74	67,592	3,460	3,386	50.54	49.46
5	14	15	5	9	6,845	10.13	75	67,592	3,461	3,384	50.56	49.44
11	23	15	2	9	6,845	10.13	76	67,592	3,464	3,381	50.61	49.39
7	8	15	4	9	6,843	10.12	77	67,592	3,505	3,338	51.22	48.78
10	22	15	5	9	6,843	10.12	78	67,592	3,439	3,404	50.26	49.74
1	20	15	3	9	6,840	10.12	79	67,592	3,390	3,450	49.56	50.44
5	11	15	2	9	6,838	10.12	80	67,592	3,627	3,211	53.04	46.96
8	27	15	5	9	6,838	10.12	81	67,592	3,580	3,258	52.35	47.65
6	15	15	2	9	6,834	10.11	82	67,592	3,542	3,292	51.83	48.17
8	25	15	3	9	6,834	10.11	83	67,592	3,468	3,366	50.75	49.25
1	21	15	4	9	6,833	10.11	84	67,592	3,426	3,407	50.14	49.86
11	4	15	4	9	6,833	10.11	85	67,592	3,539	3,294	51.79	48.21
7	14	15	3	9	6,832	10.11	86	67,592	3,364	3,468	49.24	50.76
9	28	15	2	9	6,831	10.11	87	67,592	3,521	3,310	51.54	48.46
8	11	15	3	9	6,829	10.10	88	67,592	3,361	3,468	49.22	50.78
3	19	15	5	9	6,816	10.08	89	67,592	3,582	3,234	52.55	47.45
5	28	15	5	9	6,815	10.08	90	67,592	3,539	3,276	51.93	48.07
6	17	15	4	9	6,807	10.07	91	67,592	3,565	3,242	52.37	47.63
6	24	15	4	9	6,803	10.06	92	67,592	3,487	3,316	51.26	48.74
1	9	15	6	9	6,798	10.06	93	67,592	3,466	3,332	50.99	49.01
7	1	15	4	9	6,795	10.05	94	67,592	3,380	3,415	49.74	50.26
12	1	15	3	9	6,794	10.05	95	67,592	3,393	3,401	49.94	50.06
12	10	15	5	9	6,793	10.05	96	67,592	3,458	3,335	50.91	49.09
4	30	15	5	9	6,792	10.05	97	67,592	3,587	3,205	52.81	47.19
10	19	15	2	9	6,789	10.04	98	67,592	3,599	3,190	53.01	46.99
8	13	15	5	9	6,788	10.04	99	67,592	3,473	3,315	51.16	48.84
6	18	15	5	9	6,784	10.04	100	67,592	3,581	3,203	52.79	47.21
5	29	15	6	9	6,782	10.03	101	67,592	3,581	3,201	52.80	47.20
1	23	15	6	9	6,781	10.03	102	67,592	3,514	3,267	51.82	48.18
4	15	15	4	9	6,774	10.02	103	67,592	3,610	3,164	53.29	46.71
1	26	15	2	9	6,768	10.01	104	67,592	3,378	3,390	49.91	50.09
7	30	15	5	9	6,765	10.01	105	67,592	3,327	3,438	49.18	50.82
11	18	15	4	9	6,758	10.00	106	67,592	3,496	3,262	51.73	48.27
5	5	15	3	9	6,756	10.00	107	67,592	3,593	3,163	53.18	46.82
6	22	15	2	9	6,755	9.99	108	67,592	3,592	3,163	53.18	46.82
3	3	15	3	9	6,754	9.99	109	67,592	3,492	3,262	51.70	48.30
4	14	15	3	9	6,754	9.99	110	67,592	3,577	3,177	52.96	47.04
9	18	15	6	9	6,751	9.99	111	67,592	3,400	3,351	50.36	49.64
1	7	15	4	9	6,748	9.98	112	67,592	3,499	3,249	51.85	48.15

MO	DY	YR	DAY OF WK	HR	HR VOL	PERCENT OF AADT	HOUR NUMBER	AADT	EAST VOLUME	WEST VOLUME	PERCENT EAST IS OF TOTAL VOLUME	PERCENT WEST IS OF TOTAL VOLUME
6	10	15	4	9	6,748	9.98	113	67,592	3,477	3,271	51.53	48.47
9	2	15	4	9	6,740	9.97	114	67,592	3,459	3,281	51.32	48.68
3	2	15	2	9	6,733	9.96	115	67,592	3,732	3,001	55.43	44.57
6	29	15	2	9	6,731	9.96	116	67,592	3,479	3,252	51.69	48.31
6	30	15	3	9	6,729	9.96	117	67,592	3,389	3,340	50.36	49.64
6	11	15	5	9	6,727	9.95	118	67,592	3,564	3,163	52.98	47.02
8	18	15	3	9	6,722	9.94	119	67,592	3,249	3,473	48.33	51.67
4	16	15	5	9	6,721	9.94	120	67,592	3,485	3,236	51.85	48.15
5	20	15	4	8	6,717	9.94	121	67,592	3,415	3,302	50.84	49.16
6	25	15	5	9	6,717	9.94	122	67,592	3,366	3,351	50.11	49.89
9	24	15	5	8	6,713	9.93	123	67,592	3,249	3,464	48.40	51.60
1	30	15	6	9	6,711	9.93	124	67,592	3,495	3,216	52.08	47.92
12	4	15	6	9	6,710	9.93	125	67,592	3,404	3,306	50.73	49.27
11	19	15	5	8	6,705	9.92	126	67,592	3,457	3,248	51.56	48.44
8	31	15	2	9	6,699	9.91	127	67,592	3,503	3,196	52.29	47.71
11	20	15	6	9	6,697	9.91	128	67,592	3,386	3,311	50.56	49.44
9	21	15	2	9	6,695	9.91	129	67,592	3,409	3,286	50.92	49.08
5	18	15	2	9	6,692	9.90	130	67,592	3,582	3,110	53.53	46.47
4	13	15	2	9	6,689	9.90	131	67,592	3,623	3,066	54.16	45.84
9	14	15	2	8	6,688	9.89	132	67,592	3,438	3,250	51.41	48.59
10	23	15	6	9	6,684	9.89	133	67,592	3,436	3,248	51.41	48.59
6	8	15	2	9	6,672	9.87	134	67,592	3,380	3,292	50.66	49.34
11	9	15	2	9	6,671	9.87	135	67,592	3,432	3,239	51.45	48.55
9	11	15	6	9	6,670	9.87	136	67,592	3,376	3,294	50.61	49.39
9	15	15	3	8	6,664	9.86	137	67,592	3,452	3,212	51.80	48.20
5	4	15	2	9	6,662	9.86	138	67,592	3,527	3,135	52.94	47.06
1	22	15	5	9	6,661	9.85	139	67,592	3,479	3,182	52.23	47.77
3	9	15	2	9	6,660	9.85	140	67,592	3,399	3,261	51.04	48.96
8	3	15	2	9	6,653	9.84	141	67,592	3,381	3,272	50.82	49.18
11	5	15	5	8	6,653	9.84	142	67,592	3,398	3,255	51.07	48.93
11	30	15	2	9	6,649	9.84	143	67,592	3,371	3,278	50.70	49.30
4	17	15	6	9	6,648	9.84	144	67,592	3,589	3,059	53.99	46.01
11	10	15	3	8	6,645	9.83	145	67,592	3,433	3,212	51.66	48.34
8	19	15	4	9	6,643	9.83	146	67,592	3,334	3,309	50.19	49.81
11	12	15	5	8	6,640	9.82	147	67,592	3,409	3,231	51.34	48.66
6	5	15	6	9	6,627	9.80	148	67,592	3,424	3,203	51.67	48.33
6	3	15	4	8	6,624	9.80	149	67,592	3,447	3,177	52.04	47.96
9	22	15	3	9	6,619	9.79	150	67,592	3,469	3,150	52.41	47.59
12	8	15	3	9	6,615	9.79	151	67,592	3,319	3,296	50.17	49.83
5	8	15	6	9	6,612	9.78	152	67,592	3,548	3,064	53.66	46.34
5	21	15	5	8	6,605	9.77	153	67,592	3,415	3,190	51.70	48.30
8	24	15	2	9	6,603	9.77	154	67,592	3,550	3,053	53.76	46.24
2	18	15	4	9	6,597	9.76	155	67,592	3,594	3,003	54.48	45.52
5	28	15	5	8	6,597	9.76	156	67,592	3,377	3,220	51.19	48.81
7	24	15	6	9	6,594	9.76	157	67,592	3,605	2,989	54.67	45.33
12	11	15	6	9	6,592	9.75	158	67,592	3,460	3,132	52.49	47.51
10	26	15	2	9	6,590	9.75	159	67,592	3,357	3,233	50.94	49.06
10	20	15	3	8	6,588	9.75	160	67,592	3,415	3,173	51.84	48.16
3	10	15	3	10	6,586	9.74	161	67,592	3,408	3,178	51.75	48.25

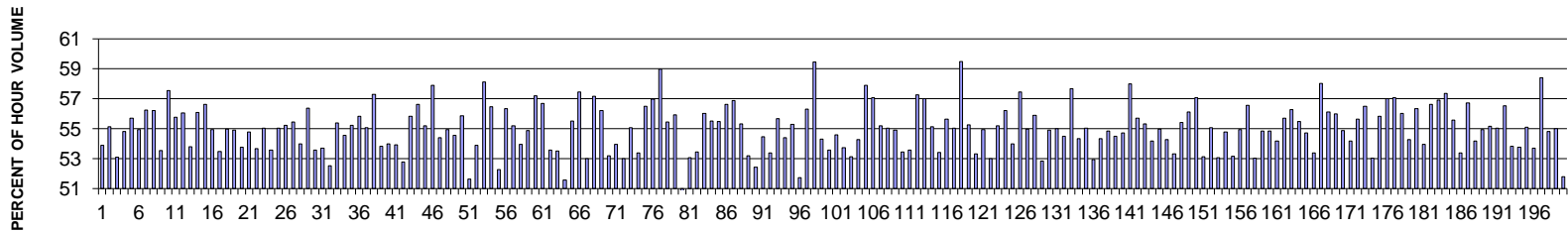
MO	DY	YR	DAY OF WK	HR	HR VOL	PERCENT OF AADT	HOUR NUMBER	AADT	EAST VOLUME	WEST VOLUME	PERCENT EAST IS OF TOTAL VOLUME	PERCENT WEST IS OF TOTAL VOLUME
12	17	15	5	9	6,585	9.74	162	67,592	3,389	3,196	51.47	48.53
6	12	15	6	9	6,584	9.74	163	67,592	3,450	3,134	52.40	47.60
10	13	15	3	8	6,583	9.74	164	67,592	3,476	3,107	52.80	47.20
10	21	15	4	8	6,582	9.74	165	67,592	3,419	3,163	51.94	48.06
10	27	15	3	10	6,580	9.73	166	67,592	3,424	3,156	52.04	47.96
10	7	15	4	9	6,573	9.72	167	67,592	3,312	3,261	50.39	49.61
9	30	15	4	8	6,570	9.72	168	67,592	3,437	3,133	52.31	47.69
5	19	15	3	8	6,567	9.72	169	67,592	3,360	3,207	51.16	48.84
5	12	15	3	8	6,562	9.71	170	67,592	3,356	3,206	51.14	48.86
12	1	15	3	8	6,561	9.71	171	67,592	3,306	3,255	50.39	49.61
9	25	15	6	9	6,559	9.70	172	67,592	3,409	3,150	51.97	48.03
11	18	15	4	8	6,553	9.69	173	67,592	3,368	3,185	51.40	48.60
10	29	15	5	8	6,548	9.69	174	67,592	3,368	3,180	51.44	48.56
10	16	15	6	9	6,547	9.69	175	67,592	3,417	3,130	52.19	47.81
11	16	15	2	8	6,546	9.68	176	67,592	3,300	3,246	50.41	49.59
4	2	15	5	9	6,541	9.68	177	67,592	3,477	3,064	53.16	46.84
8	4	15	3	10	6,541	9.68	178	67,592	3,283	3,258	50.19	49.81
6	4	15	5	8	6,537	9.67	179	67,592	3,356	3,181	51.34	48.66
2	26	15	5	9	6,534	9.67	180	67,592	3,617	2,917	55.36	44.64
2	27	15	6	9	6,532	9.66	181	67,592	3,414	3,118	52.27	47.73
1	27	15	3	8	6,530	9.66	182	67,592	3,380	3,150	51.76	48.24
4	8	15	4	9	6,529	9.66	183	67,592	3,620	2,909	55.44	44.56
2	19	15	5	9	6,522	9.65	184	67,592	3,498	3,024	53.63	46.37
8	26	15	4	9	6,522	9.65	185	67,592	3,273	3,249	50.18	49.82
3	6	15	6	9	6,518	9.64	186	67,592	3,387	3,131	51.96	48.04
12	2	15	4	8	6,518	9.64	187	67,592	3,396	3,122	52.10	47.90
10	14	15	4	8	6,517	9.64	188	67,592	3,370	3,147	51.71	48.29
6	1	15	2	9	6,516	9.64	189	67,592	3,403	3,113	52.23	47.77
9	17	15	5	10	6,516	9.64	190	67,592	3,233	3,283	49.62	50.38
10	27	15	3	9	6,513	9.64	191	67,592	3,247	3,266	49.85	50.15
2	25	15	4	8	6,512	9.63	192	67,592	3,300	3,212	50.68	49.32
4	2	15	5	10	6,509	9.63	193	67,592	3,408	3,101	52.36	47.64
3	5	15	5	8	6,508	9.63	194	67,592	3,372	3,136	51.81	48.19
7	17	15	6	9	6,507	9.63	195	67,592	3,410	3,097	52.41	47.59
4	1	15	4	8	6,504	9.62	196	67,592	3,407	3,097	52.38	47.62
9	29	15	3	10	6,502	9.62	197	67,592	3,422	3,080	52.63	47.37
7	10	15	6	9	6,496	9.61	198	67,592	3,437	3,059	52.91	47.09
9	23	15	4	9	6,496	9.61	199	67,592	3,487	3,009	53.68	46.32
2	23	15	2	9	6,492	9.60	200	67,592	3,341	3,151	51.46	48.54

**SR 518 MP 0.35 SEATAC ADC SITE D13
K FOR THE PEAK 200 HOURS OF 2015**



AADT= 59291 K 30 FACTOR= 7.98 K 100 FACTOR= 7.79 K 200 FACTOR= 7.65 D 30 FACTOR= 53.58

**SR 518 MP 0.35 SEATAC ADC SITE D13
D % IN THE PEAK 200 HOURS OF 2015**



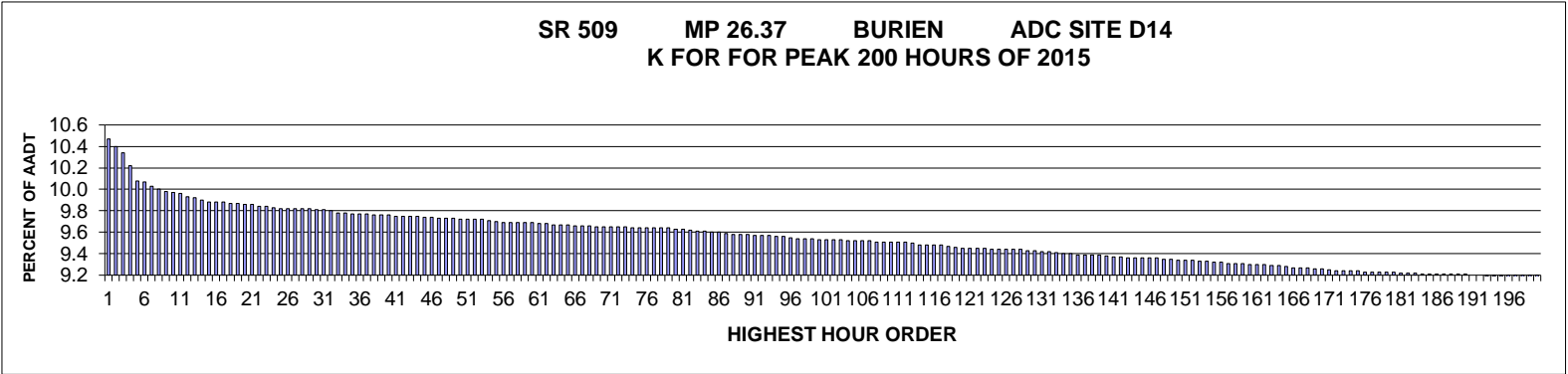
MO	DY	YR	DAY OF WK	HR	HR VOL	PERCENT OF AADT	HOUR NUMBER	AADT	EAST VOLUME	WEST VOLUME	PERCENT EAST IS OF TOTAL VOLUME	PERCENT WEST IS OF TOTAL VOLUME
11	20	15	6	17	4,929	8.31	1	59,291	2,273	2,656	46.11	53.89
8	27	15	5	17	4,926	8.31	2	59,291	2,211	2,715	44.88	55.12
10	9	15	6	16	4,906	8.27	3	59,291	2,301	2,605	46.90	53.10
7	24	15	6	17	4,840	8.16	4	59,291	2,187	2,653	45.19	54.81
7	8	15	4	18	4,826	8.14	5	59,291	2,138	2,688	44.30	55.70
9	10	15	5	18	4,826	8.14	6	59,291	2,175	2,651	45.07	54.93
8	27	15	5	18	4,821	8.13	7	59,291	2,110	2,711	43.77	56.23
12	18	15	6	17	4,817	8.12	8	59,291	2,109	2,708	43.78	56.22
2	13	15	6	17	4,812	8.12	9	59,291	2,236	2,576	46.47	53.53
6	11	15	5	18	4,812	8.12	10	59,291	2,043	2,769	42.46	57.54
12	22	15	3	17	4,810	8.11	11	59,291	2,128	2,682	44.24	55.76
12	18	15	6	16	4,809	8.11	12	59,291	2,114	2,695	43.96	56.04
10	22	15	5	17	4,802	8.10	13	59,291	2,219	2,583	46.21	53.79
6	5	15	6	17	4,778	8.06	14	59,291	2,099	2,679	43.93	56.07

MO	DY	YR	DAY OF WK	HR	HR VOL	PERCENT OF AADT	HOUR NUMBER	AADT	EAST VOLUME	WEST VOLUME	PERCENT EAST IS OF TOTAL VOLUME	PERCENT WEST IS OF TOTAL VOLUME
4	16	15	5	18	4,775	8.05	15	59,291	2,071	2,704	43.37	56.63
12	16	15	4	17	4,772	8.05	16	59,291	2,150	2,622	45.05	54.95
6	16	15	3	17	4,771	8.05	17	59,291	2,220	2,551	46.53	53.47
10	23	15	6	17	4,768	8.04	18	59,291	2,147	2,621	45.03	54.97
10	7	15	4	18	4,763	8.03	19	59,291	2,148	2,615	45.10	54.90
10	9	15	6	17	4,759	8.03	20	59,291	2,200	2,559	46.23	53.77
11	24	15	3	18	4,756	8.02	21	59,291	2,150	2,606	45.21	54.79
5	15	15	6	17	4,752	8.01	22	59,291	2,201	2,551	46.32	53.68
10	30	15	6	17	4,749	8.01	23	59,291	2,136	2,613	44.98	55.02
6	12	15	6	17	4,742	8.00	24	59,291	2,201	2,541	46.42	53.58
1	30	15	6	17	4,741	8.00	25	59,291	2,132	2,609	44.97	55.03
7	22	15	4	18	4,737	7.99	26	59,291	2,121	2,616	44.78	55.22
8	13	15	5	17	4,735	7.99	27	59,291	2,110	2,625	44.56	55.44
7	16	15	5	18	4,730	7.98	28	59,291	2,176	2,554	46.00	54.00
7	29	15	4	18	4,729	7.98	29	59,291	2,063	2,666	43.62	56.38
10	16	15	6	18	4,729	7.98	30	59,291	2,195	2,534	46.42	53.58
8	26	15	4	17	4,728	7.97	31	59,291	2,189	2,539	46.30	53.70
9	23	15	4	18	4,727	7.97	32	59,291	2,245	2,482	47.49	52.51
9	18	15	6	17	4,725	7.97	33	59,291	2,109	2,616	44.63	55.37
2	27	15	6	18	4,720	7.96	34	59,291	2,145	2,575	45.44	54.56
3	13	15	6	17	4,718	7.96	35	59,291	2,112	2,606	44.76	55.24
8	12	15	4	18	4,713	7.95	36	59,291	2,082	2,631	44.18	55.82
7	23	15	5	17	4,707	7.94	37	59,291	2,115	2,592	44.93	55.07
9	16	15	4	18	4,703	7.93	38	59,291	2,009	2,694	42.72	57.28
11	19	15	5	17	4,703	7.93	39	59,291	2,172	2,531	46.18	53.82
5	22	15	6	17	4,702	7.93	40	59,291	2,163	2,539	46.00	54.00
11	24	15	3	17	4,702	7.93	41	59,291	2,166	2,536	46.07	53.93
10	23	15	6	16	4,701	7.93	42	59,291	2,220	2,481	47.22	52.78
6	16	15	3	18	4,699	7.93	43	59,291	2,075	2,624	44.16	55.84
10	2	15	6	17	4,699	7.93	44	59,291	2,039	2,660	43.39	56.61
6	12	15	6	16	4,698	7.92	45	59,291	2,105	2,593	44.81	55.19
6	19	15	6	17	4,694	7.92	46	59,291	1,976	2,718	42.10	57.90
2	27	15	6	17	4,693	7.92	47	59,291	2,140	2,553	45.60	54.40
6	1	15	2	17	4,688	7.91	48	59,291	2,112	2,576	45.05	54.95
10	21	15	4	17	4,688	7.91	49	59,291	2,130	2,558	45.44	54.56
6	10	15	4	18	4,684	7.90	50	59,291	2,067	2,617	44.13	55.87
9	25	15	6	16	4,684	7.90	51	59,291	2,265	2,419	48.36	51.64
11	5	15	5	17	4,684	7.90	52	59,291	2,160	2,524	46.11	53.89
9	3	15	5	18	4,683	7.90	53	59,291	1,961	2,722	41.87	58.13
5	7	15	5	18	4,682	7.90	54	59,291	2,038	2,644	43.53	56.47
11	6	15	6	17	4,682	7.90	55	59,291	2,235	2,447	47.74	52.26
6	5	15	6	18	4,681	7.89	56	59,291	2,044	2,637	43.67	56.33
5	8	15	6	17	4,679	7.89	57	59,291	2,096	2,583	44.80	55.20
10	26	15	2	17	4,677	7.89	58	59,291	2,154	2,523	46.06	53.94
7	10	15	6	18	4,675	7.88	59	59,291	2,110	2,565	45.13	54.87
6	17	15	4	17	4,672	7.88	60	59,291	1,999	2,673	42.79	57.21
7	15	15	4	17	4,672	7.88	61	59,291	2,023	2,649	43.30	56.70
6	3	15	4	18	4,671	7.88	62	59,291	2,169	2,502	46.44	53.56
2	13	15	6	18	4,669	7.87	63	59,291	2,171	2,498	46.50	53.50

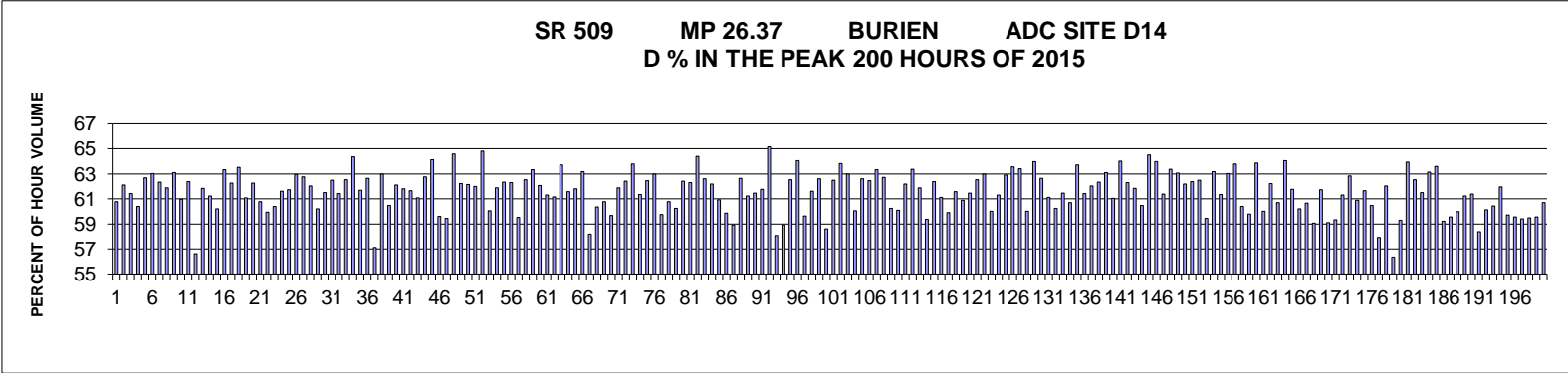
MO	DY	YR	DAY OF WK	HR	HR VOL	PERCENT OF AADT	HOUR NUMBER	AADT	EAST VOLUME	WEST VOLUME	PERCENT EAST IS OF TOTAL VOLUME	PERCENT WEST IS OF TOTAL VOLUME
9	4	15	6	16	4,668	7.87	64	59,291	2,261	2,407	48.44	51.56
10	15	15	5	18	4,667	7.87	65	59,291	2,077	2,590	44.50	55.50
6	18	15	5	18	4,666	7.87	66	59,291	1,986	2,680	42.56	57.44
12	22	15	3	16	4,665	7.87	67	59,291	2,193	2,472	47.01	52.99
10	28	15	4	18	4,660	7.86	68	59,291	1,997	2,663	42.85	57.15
8	5	15	4	18	4,659	7.86	69	59,291	2,040	2,619	43.79	56.21
12	11	15	6	16	4,658	7.86	70	59,291	2,181	2,477	46.82	53.18
6	15	15	2	17	4,653	7.85	71	59,291	2,142	2,511	46.03	53.97
7	7	15	3	17	4,653	7.85	72	59,291	2,187	2,466	47.00	53.00
2	20	15	6	17	4,652	7.85	73	59,291	2,090	2,562	44.93	55.07
7	16	15	5	17	4,651	7.84	74	59,291	2,168	2,483	46.61	53.39
4	24	15	6	18	4,649	7.84	75	59,291	2,022	2,627	43.49	56.51
7	9	15	5	18	4,647	7.84	76	59,291	1,999	2,648	43.02	56.98
6	17	15	4	18	4,645	7.83	77	59,291	1,905	2,740	41.01	58.99
8	4	15	3	17	4,644	7.83	78	59,291	2,069	2,575	44.55	55.45
10	16	15	6	17	4,644	7.83	79	59,291	2,046	2,598	44.06	55.94
3	30	15	2	18	4,643	7.83	80	59,291	2,309	2,334	49.73	50.27
5	1	15	6	17	4,643	7.83	81	59,291	2,179	2,464	46.93	53.07
2	6	15	6	17	4,642	7.83	82	59,291	2,162	2,480	46.57	53.43
12	11	15	6	17	4,641	7.83	83	59,291	2,041	2,600	43.98	56.02
6	18	15	5	17	4,639	7.82	84	59,291	2,064	2,575	44.49	55.51
6	10	15	4	17	4,638	7.82	85	59,291	2,065	2,573	44.52	55.48
9	11	15	6	17	4,637	7.82	86	59,291	2,011	2,626	43.37	56.63
10	21	15	4	18	4,637	7.82	87	59,291	2,000	2,637	43.13	56.87
10	1	15	5	17	4,636	7.82	88	59,291	2,072	2,564	44.69	55.31
1	9	15	6	17	4,634	7.82	89	59,291	2,169	2,465	46.81	53.19
11	20	15	6	16	4,630	7.81	90	59,291	2,203	2,427	47.58	52.42
10	8	15	5	17	4,629	7.81	91	59,291	2,108	2,521	45.54	54.46
10	30	15	6	16	4,629	7.81	92	59,291	2,158	2,471	46.62	53.38
8	6	15	5	17	4,628	7.81	93	59,291	2,051	2,577	44.32	55.68
1	16	15	6	17	4,626	7.80	94	59,291	2,110	2,516	45.61	54.39
7	7	15	3	18	4,624	7.80	95	59,291	2,068	2,556	44.72	55.28
9	4	15	6	18	4,621	7.79	96	59,291	2,231	2,390	48.28	51.72
8	13	15	5	18	4,619	7.79	97	59,291	2,018	2,601	43.69	56.31
9	17	15	5	18	4,619	7.79	98	59,291	1,873	2,746	40.55	59.45
7	22	15	4	17	4,617	7.79	99	59,291	2,110	2,507	45.70	54.30
7	9	15	5	17	4,616	7.79	100	59,291	2,143	2,473	46.43	53.57
9	24	15	5	17	4,615	7.78	101	59,291	2,095	2,520	45.40	54.60
12	14	15	2	17	4,615	7.78	102	59,291	2,136	2,479	46.28	53.72
5	1	15	6	18	4,612	7.78	103	59,291	2,161	2,451	46.86	53.14
7	2	15	5	17	4,612	7.78	104	59,291	2,109	2,503	45.73	54.27
12	16	15	4	18	4,612	7.78	105	59,291	1,942	2,670	42.11	57.89
6	24	15	4	18	4,611	7.78	106	59,291	1,980	2,631	42.94	57.06
9	14	15	2	17	4,611	7.78	107	59,291	2,066	2,545	44.81	55.19
10	30	15	6	18	4,610	7.78	108	59,291	2,073	2,537	44.97	55.03
6	12	15	6	18	4,608	7.77	109	59,291	2,078	2,530	45.10	54.90
6	24	15	4	17	4,608	7.77	110	59,291	2,146	2,462	46.57	53.43
3	20	15	6	17	4,607	7.77	111	59,291	2,139	2,468	46.43	53.57
7	1	15	4	18	4,607	7.77	112	59,291	1,969	2,638	42.74	57.26

MO	DY	YR	DAY OF WK	HR	HR VOL	PERCENT OF AADT	HOUR NUMBER	AADT	EAST VOLUME	WEST VOLUME	PERCENT EAST IS OF TOTAL VOLUME	PERCENT WEST IS OF TOTAL VOLUME
7	15	15	4	18	4,606	7.77	113	59,291	1,981	2,625	43.01	56.99
9	3	15	5	17	4,605	7.77	114	59,291	2,066	2,539	44.86	55.14
9	10	15	5	17	4,605	7.77	115	59,291	2,146	2,459	46.60	53.40
6	23	15	3	18	4,604	7.77	116	59,291	2,043	2,561	44.37	55.63
8	20	15	5	17	4,603	7.76	117	59,291	2,069	2,534	44.95	55.05
4	23	15	5	18	4,601	7.76	118	59,291	1,864	2,737	40.51	59.49
10	15	15	5	17	4,601	7.76	119	59,291	2,059	2,542	44.75	55.25
11	25	15	4	16	4,601	7.76	120	59,291	2,148	2,453	46.69	53.31
7	10	15	6	17	4,598	7.75	121	59,291	2,072	2,526	45.06	54.94
9	16	15	4	17	4,598	7.75	122	59,291	2,161	2,437	47.00	53.00
11	6	15	6	18	4,598	7.75	123	59,291	2,060	2,538	44.80	55.20
4	1	15	4	18	4,596	7.75	124	59,291	2,013	2,583	43.80	56.20
5	7	15	5	17	4,596	7.75	125	59,291	2,114	2,482	46.00	54.00
8	11	15	3	18	4,596	7.75	126	59,291	1,955	2,641	42.54	57.46
9	25	15	6	17	4,596	7.75	127	59,291	2,069	2,527	45.02	54.98
2	26	15	5	17	4,594	7.75	128	59,291	2,026	2,568	44.10	55.90
11	3	15	3	17	4,593	7.75	129	59,291	2,166	2,427	47.16	52.84
4	30	15	5	18	4,592	7.74	130	59,291	2,071	2,521	45.10	54.90
6	19	15	6	18	4,592	7.74	131	59,291	2,066	2,526	44.99	55.01
8	5	15	4	17	4,592	7.74	132	59,291	2,090	2,502	45.51	54.49
7	23	15	5	18	4,590	7.74	133	59,291	1,943	2,647	42.33	57.67
2	25	15	4	17	4,589	7.74	134	59,291	2,096	2,493	45.67	54.33
7	24	15	6	18	4,589	7.74	135	59,291	2,064	2,525	44.98	55.02
10	16	15	6	16	4,589	7.74	136	59,291	2,159	2,430	47.05	52.95
2	12	15	5	17	4,588	7.74	137	59,291	2,096	2,492	45.68	54.32
9	18	15	6	18	4,588	7.74	138	59,291	2,071	2,517	45.14	54.86
12	4	15	6	17	4,586	7.73	139	59,291	2,087	2,499	45.51	54.49
10	14	15	4	17	4,584	7.73	140	59,291	2,076	2,508	45.29	54.71
12	18	15	6	18	4,584	7.73	141	59,291	1,926	2,658	42.02	57.98
12	4	15	6	18	4,583	7.73	142	59,291	2,030	2,553	44.29	55.71
6	15	15	2	18	4,581	7.73	143	59,291	2,047	2,534	44.68	55.32
4	30	15	5	17	4,580	7.72	144	59,291	2,098	2,482	45.81	54.19
3	18	15	4	17	4,579	7.72	145	59,291	2,062	2,517	45.03	54.97
6	1	15	2	18	4,578	7.72	146	59,291	2,093	2,485	45.72	54.28
11	2	15	2	17	4,578	7.72	147	59,291	2,137	2,441	46.68	53.32
8	25	15	3	17	4,577	7.72	148	59,291	2,041	2,536	44.59	55.41
9	9	15	4	18	4,577	7.72	149	59,291	2,008	2,569	43.87	56.13
8	3	15	2	18	4,574	7.71	150	59,291	1,963	2,611	42.92	57.08
4	24	15	6	17	4,573	7.71	151	59,291	2,143	2,430	46.86	53.14
6	4	15	5	17	4,573	7.71	152	59,291	2,055	2,518	44.94	55.06
3	26	15	5	17	4,572	7.71	153	59,291	2,146	2,426	46.94	53.06
9	8	15	3	17	4,572	7.71	154	59,291	2,068	2,504	45.23	54.77
5	1	15	6	16	4,571	7.71	155	59,291	2,141	2,430	46.84	53.16
5	15	15	6	18	4,571	7.71	156	59,291	2,060	2,511	45.07	54.93
3	5	15	5	18	4,569	7.71	157	59,291	1,985	2,584	43.44	56.56
11	18	15	4	17	4,569	7.71	158	59,291	2,146	2,423	46.97	53.03
1	30	15	6	18	4,567	7.70	159	59,291	2,062	2,505	45.15	54.85
9	15	15	3	18	4,567	7.70	160	59,291	2,063	2,504	45.17	54.83
5	18	15	2	17	4,565	7.70	161	59,291	2,091	2,474	45.81	54.19

MO	DY	YR	DAY OF WK	HR	HR VOL	PERCENT OF AADT	HOUR NUMBER	AADT	EAST VOLUME	WEST VOLUME	PERCENT EAST IS OF TOTAL VOLUME	PERCENT WEST IS OF TOTAL VOLUME
8	21	15	6	16	4,563	7.70	162	59,291	2,021	2,542	44.29	55.71
9	11	15	6	18	4,562	7.69	163	59,291	1,995	2,567	43.73	56.27
9	17	15	5	17	4,561	7.69	164	59,291	2,030	2,531	44.51	55.49
9	18	15	6	16	4,561	7.69	165	59,291	2,065	2,496	45.28	54.72
10	7	15	4	17	4,559	7.69	166	59,291	2,125	2,434	46.61	53.39
10	22	15	5	18	4,558	7.69	167	59,291	1,914	2,644	41.99	58.01
3	19	15	5	17	4,557	7.69	168	59,291	2,000	2,557	43.89	56.11
5	28	15	5	18	4,557	7.69	169	59,291	2,005	2,552	44.00	56.00
8	20	15	5	18	4,557	7.69	170	59,291	2,056	2,501	45.12	54.88
3	6	15	6	17	4,555	7.68	171	59,291	2,087	2,468	45.82	54.18
7	31	15	6	17	4,555	7.68	172	59,291	2,020	2,535	44.35	55.65
9	2	15	4	18	4,555	7.68	173	59,291	1,981	2,574	43.49	56.51
9	25	15	6	18	4,555	7.68	174	59,291	2,139	2,416	46.96	53.04
11	25	15	4	17	4,555	7.68	175	59,291	2,012	2,543	44.17	55.83
5	21	15	5	18	4,554	7.68	176	59,291	1,958	2,596	43.00	57.00
6	19	15	6	16	4,554	7.68	177	59,291	1,955	2,599	42.93	57.07
5	20	15	4	17	4,553	7.68	178	59,291	2,003	2,550	43.99	56.01
9	21	15	2	17	4,553	7.68	179	59,291	2,082	2,471	45.73	54.27
6	4	15	5	18	4,551	7.68	180	59,291	1,987	2,564	43.66	56.34
8	26	15	4	18	4,550	7.67	181	59,291	2,095	2,455	46.04	53.96
3	19	15	5	18	4,548	7.67	182	59,291	1,973	2,575	43.38	56.62
8	10	15	2	17	4,548	7.67	183	59,291	1,960	2,588	43.10	56.90
8	21	15	6	17	4,547	7.67	184	59,291	1,939	2,608	42.64	57.36
4	29	15	4	18	4,546	7.67	185	59,291	2,019	2,527	44.41	55.59
6	9	15	3	17	4,546	7.67	186	59,291	2,119	2,427	46.61	53.39
1	29	15	5	18	4,545	7.67	187	59,291	1,967	2,578	43.28	56.72
5	28	15	5	17	4,545	7.67	188	59,291	2,082	2,463	45.81	54.19
6	11	15	5	17	4,545	7.67	189	59,291	2,048	2,497	45.06	54.94
9	15	15	3	17	4,544	7.66	190	59,291	2,038	2,506	44.85	55.15
5	8	15	6	18	4,542	7.66	191	59,291	2,042	2,500	44.96	55.04
5	12	15	3	18	4,542	7.66	192	59,291	1,974	2,568	43.46	56.54
3	6	15	6	18	4,541	7.66	193	59,291	2,096	2,445	46.16	53.84
7	21	15	3	17	4,541	7.66	194	59,291	2,100	2,441	46.25	53.75
8	28	15	6	17	4,541	7.66	195	59,291	2,039	2,502	44.90	55.10
10	23	15	6	18	4,541	7.66	196	59,291	2,103	2,438	46.31	53.69
11	19	15	5	18	4,541	7.66	197	59,291	1,889	2,652	41.60	58.40
11	20	15	6	18	4,541	7.66	198	59,291	2,052	2,489	45.19	54.81
4	3	15	6	17	4,540	7.66	199	59,291	2,043	2,497	45.00	55.00
3	23	15	2	17	4,538	7.65	200	59,291	2,188	2,350	48.22	51.78



AADT= 62034 K 30 FACTOR= 9.81 K 100 FACTOR= 9.53 K 200 FACTOR= 9.17 D 30 FACTOR= 61.52



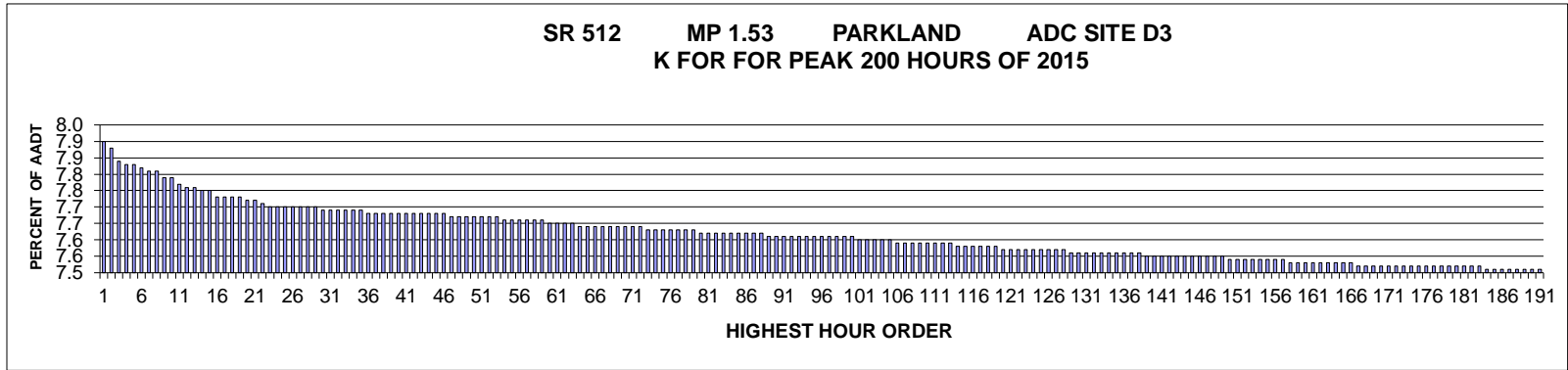
MO	DY	YR	DAY OF WK	HR	HR VOL	PERCENT OF AADT	HOUR NUMBER	AADT	NORTH VOLUME	SOUTH VOLUME	PERCENT NORTH IS OF TOTAL VOLUME	PERCENT SOUTH IS OF TOTAL VOLUME
8	27	15	5	17	6,492	10.47	1	62,034	2,547	3,945	39.23	60.77
6	10	15	4	17	6,452	10.40	2	62,034	2,445	4,007	37.90	62.10
10	22	15	5	17	6,415	10.34	3	62,034	2,475	3,940	38.58	61.42
8	13	15	5	17	6,338	10.22	4	62,034	2,510	3,828	39.60	60.40
9	10	15	5	17	6,252	10.08	5	62,034	2,334	3,918	37.33	62.67
9	16	15	4	17	6,247	10.07	6	62,034	2,308	3,939	36.95	63.05
5	28	15	5	17	6,224	10.03	7	62,034	2,344	3,880	37.66	62.34
10	8	15	5	17	6,204	10.00	8	62,034	2,365	3,839	38.12	61.88
6	16	15	3	17	6,189	9.98	9	62,034	2,283	3,906	36.89	63.11
11	19	15	5	17	6,184	9.97	10	62,034	2,413	3,771	39.02	60.98
5	7	15	5	17	6,176	9.96	11	62,034	2,324	3,852	37.63	62.37
9	11	15	6	17	6,163	9.93	12	62,034	2,673	3,490	43.37	56.63
6	11	15	5	17	6,155	9.92	13	62,034	2,349	3,806	38.16	61.84
9	17	15	5	17	6,141	9.90	14	62,034	2,381	3,760	38.77	61.23

MO	DY	YR	DAY OF WK	HR	HR VOL	PERCENT OF AADT	HOUR NUMBER	AADT	NORTH VOLUME	SOUTH VOLUME	PERCENT NORTH IS OF TOTAL VOLUME	PERCENT SOUTH IS OF TOTAL VOLUME
7	15	15	4	17	6,129	9.88	15	62,034	2,439	3,690	39.79	60.21
9	29	15	3	17	6,129	9.88	16	62,034	2,246	3,883	36.65	63.35
10	15	15	5	17	6,127	9.88	17	62,034	2,311	3,816	37.72	62.28
6	15	15	2	17	6,125	9.87	18	62,034	2,235	3,890	36.49	63.51
5	20	15	4	17	6,120	9.87	19	62,034	2,381	3,739	38.91	61.09
5	27	15	4	17	6,119	9.86	20	62,034	2,309	3,810	37.73	62.27
6	5	15	6	17	6,118	9.86	21	62,034	2,399	3,719	39.21	60.79
6	17	15	4	17	6,107	9.84	22	62,034	2,446	3,661	40.05	59.95
7	24	15	6	17	6,102	9.84	23	62,034	2,417	3,685	39.61	60.39
6	18	15	5	17	6,099	9.83	24	62,034	2,341	3,758	38.38	61.62
10	14	15	4	17	6,094	9.82	25	62,034	2,331	3,763	38.25	61.75
3	11	15	4	17	6,093	9.82	26	62,034	2,258	3,835	37.06	62.94
11	18	15	4	17	6,092	9.82	27	62,034	2,268	3,824	37.23	62.77
7	1	15	4	17	6,091	9.82	28	62,034	2,312	3,779	37.96	62.04
10	21	15	4	17	6,089	9.82	29	62,034	2,423	3,666	39.79	60.21
10	1	15	5	17	6,087	9.81	30	62,034	2,342	3,745	38.48	61.52
9	8	15	3	17	6,083	9.81	31	62,034	2,281	3,802	37.50	62.50
12	2	15	4	17	6,080	9.80	32	62,034	2,345	3,735	38.57	61.43
7	22	15	4	17	6,070	9.78	33	62,034	2,274	3,796	37.46	62.54
7	21	15	3	17	6,064	9.78	34	62,034	2,161	3,903	35.64	64.36
5	14	15	5	17	6,060	9.77	35	62,034	2,322	3,738	38.32	61.68
8	26	15	4	17	6,060	9.77	36	62,034	2,263	3,797	37.34	62.66
6	11	15	5	18	6,059	9.77	37	62,034	2,598	3,461	42.88	57.12
7	16	15	5	17	6,055	9.76	38	62,034	2,240	3,815	36.99	63.01
9	30	15	4	17	6,055	9.76	39	62,034	2,393	3,662	39.52	60.48
8	6	15	5	17	6,053	9.76	40	62,034	2,293	3,760	37.88	62.12
7	23	15	5	17	6,051	9.75	41	62,034	2,311	3,740	38.19	61.81
8	25	15	3	17	6,051	9.75	42	62,034	2,321	3,730	38.36	61.64
8	20	15	5	17	6,048	9.75	43	62,034	2,353	3,695	38.91	61.09
8	5	15	4	17	6,047	9.75	44	62,034	2,252	3,795	37.24	62.76
3	5	15	5	17	6,043	9.74	45	62,034	2,167	3,876	35.86	64.14
10	5	15	2	17	6,040	9.74	46	62,034	2,441	3,599	40.41	59.59
9	3	15	5	17	6,039	9.73	47	62,034	2,449	3,590	40.55	59.45
5	26	15	3	17	6,036	9.73	48	62,034	2,137	3,899	35.40	64.60
3	26	15	5	17	6,034	9.73	49	62,034	2,279	3,755	37.77	62.23
3	19	15	5	17	6,030	9.72	50	62,034	2,283	3,747	37.86	62.14
3	18	15	4	17	6,029	9.72	51	62,034	2,291	3,738	38.00	62.00
3	23	15	2	17	6,029	9.72	52	62,034	2,120	3,909	35.16	64.84
9	23	15	4	18	6,028	9.72	53	62,034	2,408	3,620	39.95	60.05
11	4	15	4	17	6,024	9.71	54	62,034	2,295	3,729	38.10	61.90
12	1	15	3	17	6,016	9.70	55	62,034	2,265	3,751	37.65	62.35
9	15	15	3	17	6,014	9.69	56	62,034	2,266	3,748	37.68	62.32
11	20	15	6	17	6,011	9.69	57	62,034	2,434	3,577	40.49	59.51
5	6	15	4	17	6,010	9.69	58	62,034	2,252	3,758	37.47	62.53
7	9	15	5	17	6,010	9.69	59	62,034	2,203	3,807	36.66	63.34
9	1	15	3	17	6,010	9.69	60	62,034	2,279	3,731	37.92	62.08
11	5	15	5	17	6,005	9.68	61	62,034	2,324	3,681	38.70	61.30
10	9	15	6	17	6,002	9.68	62	62,034	2,331	3,671	38.84	61.16
7	28	15	3	17	6,000	9.67	63	62,034	2,178	3,822	36.30	63.70

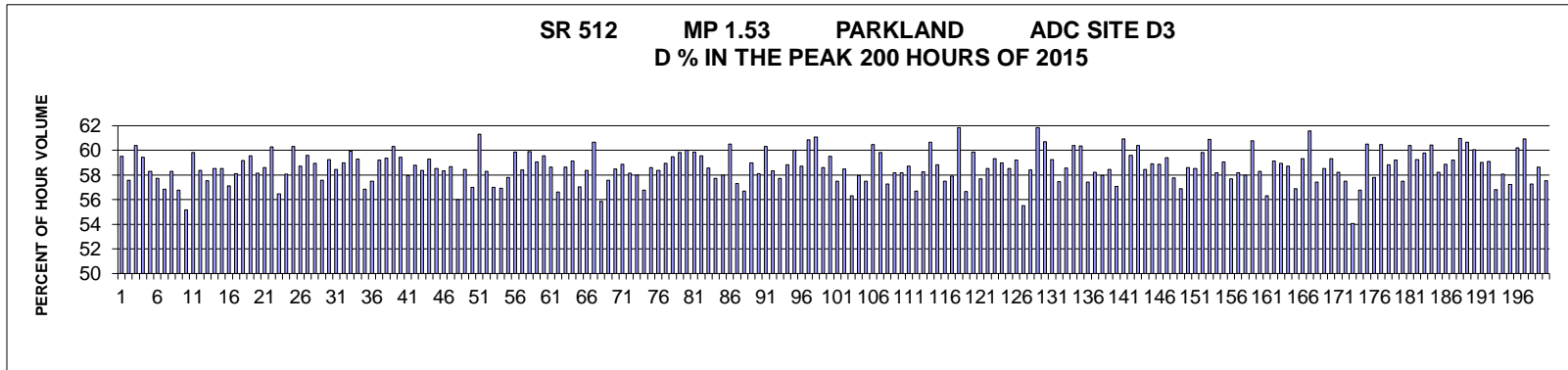
MO	DY	YR	DAY OF WK	HR	HR VOL	PERCENT OF AADT	HOUR NUMBER	AADT	NORTH VOLUME	SOUTH VOLUME	PERCENT NORTH IS OF TOTAL VOLUME	PERCENT SOUTH IS OF TOTAL VOLUME
9	9	15	4	17	6,000	9.67	64	62,034	2,306	3,694	38.43	61.57
5	15	15	6	17	5,997	9.67	65	62,034	2,290	3,707	38.19	61.81
5	21	15	5	17	5,991	9.66	66	62,034	2,205	3,786	36.81	63.19
8	27	15	5	18	5,990	9.66	67	62,034	2,504	3,486	41.80	58.20
10	2	15	6	17	5,990	9.66	68	62,034	2,374	3,616	39.63	60.37
8	10	15	2	17	5,989	9.65	69	62,034	2,348	3,641	39.21	60.79
12	3	15	5	17	5,988	9.65	70	62,034	2,415	3,573	40.33	59.67
10	9	15	6	16	5,987	9.65	71	62,034	2,281	3,706	38.10	61.90
8	12	15	4	17	5,985	9.65	72	62,034	2,250	3,735	37.59	62.41
11	3	15	3	17	5,984	9.65	73	62,034	2,167	3,817	36.21	63.79
7	30	15	5	17	5,983	9.64	74	62,034	2,311	3,672	38.63	61.37
5	19	15	3	17	5,982	9.64	75	62,034	2,245	3,737	37.53	62.47
6	9	15	3	17	5,980	9.64	76	62,034	2,214	3,766	37.02	62.98
12	11	15	6	17	5,979	9.64	77	62,034	2,406	3,573	40.24	59.76
12	16	15	4	17	5,978	9.64	78	62,034	2,344	3,634	39.21	60.79
9	10	15	5	18	5,977	9.64	79	62,034	2,377	3,600	39.77	60.23
3	4	15	4	17	5,974	9.63	80	62,034	2,244	3,730	37.56	62.44
10	6	15	3	17	5,972	9.63	81	62,034	2,250	3,722	37.68	62.32
7	8	15	4	17	5,969	9.62	82	62,034	2,124	3,845	35.58	64.42
9	24	15	5	17	5,964	9.61	83	62,034	2,229	3,735	37.37	62.63
11	24	15	3	17	5,960	9.61	84	62,034	2,252	3,708	37.79	62.21
7	8	15	4	18	5,957	9.60	85	62,034	2,327	3,630	39.06	60.94
9	11	15	6	16	5,957	9.60	86	62,034	2,390	3,567	40.12	59.88
10	23	15	6	17	5,952	9.59	87	62,034	2,446	3,506	41.10	58.90
12	15	15	3	17	5,944	9.58	88	62,034	2,220	3,724	37.35	62.65
9	18	15	6	17	5,943	9.58	89	62,034	2,303	3,640	38.75	61.25
12	4	15	6	17	5,940	9.58	90	62,034	2,288	3,652	38.52	61.48
6	8	15	2	17	5,939	9.57	91	62,034	2,270	3,669	38.22	61.78
3	30	15	2	18	5,938	9.57	92	62,034	2,068	3,870	34.83	65.17
8	21	15	6	17	5,936	9.57	93	62,034	2,488	3,448	41.91	58.09
6	10	15	4	18	5,933	9.56	94	62,034	2,437	3,496	41.08	58.92
11	2	15	2	17	5,928	9.56	95	62,034	2,222	3,706	37.48	62.52
9	22	15	3	17	5,924	9.55	96	62,034	2,129	3,795	35.94	64.06
11	19	15	5	18	5,920	9.54	97	62,034	2,389	3,531	40.35	59.65
8	19	15	4	17	5,916	9.54	98	62,034	2,271	3,645	38.39	61.61
8	27	15	5	16	5,915	9.54	99	62,034	2,212	3,703	37.40	62.60
10	22	15	5	18	5,914	9.53	100	62,034	2,447	3,467	41.38	58.62
6	25	15	5	17	5,913	9.53	101	62,034	2,218	3,695	37.51	62.49
7	7	15	3	17	5,912	9.53	102	62,034	2,138	3,774	36.16	63.84
3	25	15	4	17	5,910	9.53	103	62,034	2,188	3,722	37.02	62.98
11	13	15	6	17	5,907	9.52	104	62,034	2,360	3,547	39.95	60.05
9	2	15	4	17	5,905	9.52	105	62,034	2,208	3,697	37.39	62.61
5	12	15	3	17	5,904	9.52	106	62,034	2,217	3,687	37.55	62.45
12	14	15	2	17	5,903	9.52	107	62,034	2,164	3,739	36.66	63.34
6	24	15	4	17	5,902	9.51	108	62,034	2,201	3,701	37.29	62.71
5	13	15	4	17	5,901	9.51	109	62,034	2,346	3,555	39.76	60.24
9	25	15	6	17	5,901	9.51	110	62,034	2,355	3,546	39.91	60.09
12	22	15	3	17	5,901	9.51	111	62,034	2,230	3,671	37.79	62.21
8	4	15	3	17	5,897	9.51	112	62,034	2,160	3,737	36.63	63.37

MO	DY	YR	DAY OF WK	HR	HR VOL	PERCENT OF AADT	HOUR NUMBER	AADT	NORTH VOLUME	SOUTH VOLUME	PERCENT NORTH IS OF TOTAL VOLUME	PERCENT SOUTH IS OF TOTAL VOLUME
10	20	15	3	17	5,895	9.50	113	62,034	2,248	3,647	38.13	61.87
12	18	15	6	17	5,883	9.48	114	62,034	2,391	3,492	40.64	59.36
3	20	15	6	17	5,882	9.48	115	62,034	2,213	3,669	37.62	62.38
7	29	15	4	18	5,881	9.48	116	62,034	2,286	3,595	38.87	61.13
10	16	15	6	17	5,879	9.48	117	62,034	2,358	3,521	40.11	59.89
5	29	15	6	17	5,877	9.47	118	62,034	2,258	3,619	38.42	61.58
10	27	15	3	17	5,870	9.46	119	62,034	2,296	3,574	39.11	60.89
10	7	15	4	18	5,864	9.45	120	62,034	2,259	3,605	38.52	61.48
11	10	15	3	17	5,864	9.45	121	62,034	2,197	3,667	37.47	62.53
6	22	15	2	17	5,862	9.45	122	62,034	2,169	3,693	37.00	63.00
10	29	15	5	18	5,860	9.45	123	62,034	2,343	3,517	39.98	60.02
3	16	15	2	17	5,858	9.44	124	62,034	2,265	3,593	38.67	61.33
7	20	15	2	17	5,858	9.44	125	62,034	2,172	3,686	37.08	62.92
10	13	15	3	17	5,856	9.44	126	62,034	2,134	3,722	36.44	63.56
3	6	15	6	17	5,855	9.44	127	62,034	2,143	3,712	36.60	63.40
10	30	15	6	17	5,853	9.44	128	62,034	2,340	3,513	39.98	60.02
10	26	15	2	17	5,851	9.43	129	62,034	2,107	3,744	36.01	63.99
7	29	15	4	17	5,849	9.43	130	62,034	2,185	3,664	37.36	62.64
11	6	15	6	17	5,845	9.42	131	62,034	2,272	3,573	38.87	61.13
8	13	15	5	16	5,844	9.42	132	62,034	2,323	3,521	39.75	60.25
11	24	15	3	18	5,839	9.41	133	62,034	2,249	3,590	38.52	61.48
7	16	15	5	18	5,833	9.40	134	62,034	2,293	3,540	39.31	60.69
3	31	15	3	17	5,829	9.40	135	62,034	2,114	3,715	36.27	63.73
12	11	15	6	16	5,827	9.39	136	62,034	2,247	3,580	38.56	61.44
7	27	15	2	17	5,825	9.39	137	62,034	2,212	3,613	37.97	62.03
8	24	15	2	17	5,823	9.39	138	62,034	2,193	3,630	37.66	62.34
11	9	15	2	17	5,822	9.39	139	62,034	2,149	3,673	36.91	63.09
6	12	15	6	17	5,816	9.38	140	62,034	2,266	3,550	38.96	61.04
3	30	15	2	17	5,811	9.37	141	62,034	2,091	3,720	35.98	64.02
6	11	15	5	16	5,810	9.37	142	62,034	2,190	3,620	37.69	62.31
3	12	15	5	17	5,806	9.36	143	62,034	2,215	3,591	38.15	61.85
7	22	15	4	18	5,806	9.36	144	62,034	2,294	3,512	39.51	60.49
6	23	15	3	17	5,805	9.36	145	62,034	2,059	3,746	35.47	64.53
10	28	15	4	17	5,805	9.36	146	62,034	2,091	3,714	36.02	63.98
3	13	15	6	17	5,804	9.36	147	62,034	2,241	3,563	38.61	61.39
9	1	15	3	16	5,799	9.35	148	62,034	2,125	3,674	36.64	63.36
7	14	15	3	17	5,798	9.35	149	62,034	2,141	3,657	36.93	63.07
9	14	15	2	17	5,796	9.34	150	62,034	2,192	3,604	37.82	62.18
8	26	15	4	18	5,793	9.34	151	62,034	2,180	3,613	37.63	62.37
9	21	15	2	17	5,793	9.34	152	62,034	2,173	3,620	37.51	62.49
12	16	15	4	18	5,788	9.33	153	62,034	2,348	3,440	40.57	59.43
3	10	15	3	17	5,787	9.33	154	62,034	2,130	3,657	36.81	63.19
5	28	15	5	18	5,782	9.32	155	62,034	2,235	3,547	38.65	61.35
12	9	15	4	17	5,780	9.32	156	62,034	2,137	3,643	36.97	63.03
5	28	15	5	16	5,777	9.31	157	62,034	2,092	3,685	36.21	63.79
5	20	15	4	18	5,775	9.31	158	62,034	2,287	3,488	39.60	60.40
8	28	15	6	17	5,774	9.31	159	62,034	2,322	3,452	40.21	59.79
3	17	15	3	17	5,768	9.30	160	62,034	2,084	3,684	36.13	63.87
5	8	15	6	17	5,768	9.30	161	62,034	2,307	3,461	40.00	60.00

MO	DY	YR	DAY OF WK	HR	HR VOL	PERCENT OF AADT	HOUR NUMBER	AADT	NORTH VOLUME	SOUTH VOLUME	PERCENT NORTH IS OF TOTAL VOLUME	PERCENT SOUTH IS OF TOTAL VOLUME
11	25	15	4	16	5,767	9.30	162	62,034	2,178	3,589	37.77	62.23
7	31	15	6	17	5,764	9.29	163	62,034	2,264	3,500	39.28	60.72
6	30	15	3	17	5,762	9.29	164	62,034	2,070	3,692	35.93	64.07
7	10	15	6	17	5,759	9.28	165	62,034	2,202	3,557	38.24	61.76
12	10	15	5	17	5,753	9.27	166	62,034	2,290	3,463	39.81	60.19
6	16	15	3	18	5,751	9.27	167	62,034	2,263	3,488	39.35	60.65
5	7	15	5	18	5,749	9.27	168	62,034	2,354	3,395	40.95	59.05
11	20	15	6	16	5,746	9.26	169	62,034	2,199	3,547	38.27	61.73
10	15	15	5	18	5,744	9.26	170	62,034	2,350	3,394	40.91	59.09
7	23	15	5	18	5,736	9.25	171	62,034	2,332	3,404	40.66	59.34
9	29	15	3	18	5,735	9.24	172	62,034	2,218	3,517	38.67	61.33
10	19	15	2	17	5,734	9.24	173	62,034	2,130	3,604	37.15	62.85
11	13	15	6	16	5,732	9.24	174	62,034	2,242	3,490	39.11	60.89
8	31	15	2	17	5,731	9.24	175	62,034	2,197	3,534	38.34	61.66
7	7	15	3	18	5,728	9.23	176	62,034	2,263	3,465	39.51	60.49
10	21	15	4	18	5,728	9.23	177	62,034	2,411	3,317	42.09	57.91
8	18	15	3	17	5,725	9.23	178	62,034	2,174	3,551	37.97	62.03
12	17	15	5	18	5,724	9.23	179	62,034	2,499	3,225	43.66	56.34
10	8	15	5	18	5,723	9.23	180	62,034	2,329	3,394	40.70	59.30
3	3	15	3	17	5,722	9.22	181	62,034	2,062	3,660	36.04	63.96
5	11	15	2	17	5,720	9.22	182	62,034	2,144	3,576	37.48	62.52
10	5	15	2	16	5,717	9.22	183	62,034	2,200	3,517	38.48	61.52
9	10	15	5	16	5,716	9.21	184	62,034	2,107	3,609	36.86	63.14
8	3	15	2	17	5,715	9.21	185	62,034	2,081	3,634	36.41	63.59
8	11	15	3	18	5,715	9.21	186	62,034	2,331	3,384	40.79	59.21
12	18	15	6	16	5,714	9.21	187	62,034	2,310	3,404	40.43	59.57
6	10	15	4	16	5,713	9.21	188	62,034	2,286	3,427	40.01	59.99
9	25	15	6	16	5,712	9.21	189	62,034	2,215	3,497	38.78	61.22
3	12	15	5	18	5,711	9.21	190	62,034	2,204	3,507	38.59	61.41
9	16	15	4	18	5,709	9.20	191	62,034	2,377	3,332	41.64	58.36
8	12	15	4	18	5,708	9.20	192	62,034	2,276	3,432	39.87	60.13
9	18	15	6	16	5,704	9.19	193	62,034	2,256	3,448	39.55	60.45
6	26	15	6	17	5,699	9.19	194	62,034	2,167	3,532	38.02	61.98
7	30	15	5	18	5,699	9.19	195	62,034	2,296	3,403	40.29	59.71
5	6	15	4	18	5,696	9.18	196	62,034	2,304	3,392	40.45	59.55
8	13	15	5	18	5,695	9.18	197	62,034	2,313	3,382	40.61	59.39
6	12	15	6	16	5,694	9.18	198	62,034	2,308	3,386	40.53	59.47
9	2	15	4	18	5,694	9.18	199	62,034	2,303	3,391	40.45	59.55
6	9	15	3	18	5,688	9.17	200	62,034	2,234	3,454	39.28	60.72



AADT= 90281 K 30 FACTOR= 7.71 K 100 FACTOR= 7.63 K 200 FACTOR= 7.52 D 30 FACTOR= 59.26



MO	DY	YR	DAY OF WK	HR	HR VOL	PERCENT OF AADT	HOUR NUMBER	AADT	EAST VOLUME	WEST VOLUME	PERCENT EAST IS OF TOTAL VOLUME	PERCENT WEST IS OF TOTAL VOLUME
2	3	15	3	17	7,153	7.92	1	90,281	4,257	2,896	59.51	40.49
3	13	15	6	16	7,128	7.90	2	90,281	4,104	3,024	57.58	42.42
2	10	15	3	17	7,098	7.86	3	90,281	4,288	2,810	60.41	39.59
4	7	15	3	17	7,087	7.85	4	90,281	4,212	2,875	59.43	40.57
3	5	15	5	16	7,085	7.85	5	90,281	4,131	2,954	58.31	41.69
9	24	15	5	8	7,077	7.84	6	90,281	2,991	4,086	42.26	57.74
9	25	15	6	16	7,068	7.83	7	90,281	4,018	3,050	56.85	43.15
1	9	15	6	16	7,066	7.83	8	90,281	4,120	2,946	58.31	41.69
1	26	15	2	16	7,051	7.81	9	90,281	4,004	3,047	56.79	43.21
5	1	15	6	15	7,050	7.81	10	90,281	3,890	3,160	55.18	44.82
3	18	15	4	17	7,037	7.79	11	90,281	4,211	2,826	59.84	40.16
5	14	15	5	16	7,022	7.78	12	90,281	4,100	2,922	58.39	41.61
10	2	15	6	16	7,022	7.78	13	90,281	4,041	2,981	57.55	42.45
10	23	15	6	16	7,013	7.77	14	90,281	4,104	2,909	58.52	41.48

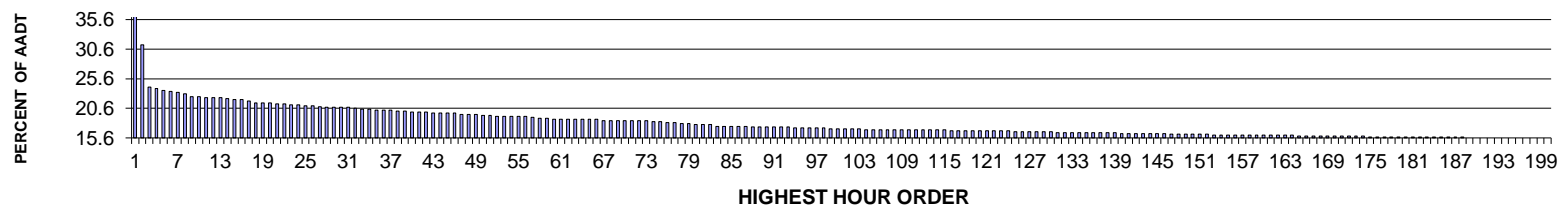
MO	DY	YR	DAY OF WK	HR	HR VOL	PERCENT OF AADT	HOUR NUMBER	AADT	EAST VOLUME	WEST VOLUME	PERCENT EAST IS OF TOTAL VOLUME	PERCENT WEST IS OF TOTAL VOLUME
9	15	15	3	16	7,011	7.77	15	90,281	4,102	2,909	58.51	41.49
3	26	15	5	16	7,001	7.75	16	90,281	4,000	3,001	57.13	42.87
2	11	15	4	17	7,000	7.75	17	90,281	4,066	2,934	58.09	41.91
3	10	15	3	17	7,000	7.75	18	90,281	4,143	2,857	59.19	40.81
9	14	15	2	17	6,993	7.75	19	90,281	4,164	2,829	59.55	40.45
3	6	15	6	16	6,991	7.74	20	90,281	4,064	2,927	58.13	41.87
4	29	15	4	17	6,986	7.74	21	90,281	4,094	2,892	58.60	41.40
3	11	15	4	17	6,979	7.73	22	90,281	4,207	2,772	60.28	39.72
4	17	15	6	15	6,972	7.72	23	90,281	3,937	3,035	56.47	43.53
10	14	15	4	16	6,970	7.72	24	90,281	4,047	2,923	58.06	41.94
5	6	15	4	8	6,969	7.72	25	90,281	2,766	4,203	39.69	60.31
1	30	15	6	16	6,968	7.72	26	90,281	4,091	2,877	58.71	41.29
9	30	15	4	8	6,967	7.72	27	90,281	2,816	4,151	40.42	59.58
10	15	15	5	8	6,967	7.72	28	90,281	2,861	4,106	41.07	58.93
9	23	15	4	16	6,966	7.72	29	90,281	4,010	2,956	57.57	42.43
10	21	15	4	17	6,964	7.71	30	90,281	4,127	2,837	59.26	40.74
11	6	15	6	16	6,964	7.71	31	90,281	4,071	2,893	58.46	41.54
10	8	15	5	16	6,961	7.71	32	90,281	4,107	2,854	59.00	41.00
1	14	15	4	17	6,960	7.71	33	90,281	4,171	2,789	59.93	40.07
6	3	15	4	17	6,959	7.71	34	90,281	4,127	2,832	59.30	40.70
3	12	15	5	16	6,958	7.71	35	90,281	3,955	3,003	56.84	43.16
6	3	15	4	16	6,956	7.70	36	90,281	3,998	2,958	57.48	42.52
10	26	15	2	17	6,956	7.70	37	90,281	4,120	2,836	59.23	40.77
4	22	15	4	17	6,954	7.70	38	90,281	4,129	2,825	59.38	40.62
1	8	15	5	17	6,953	7.70	39	90,281	4,194	2,759	60.32	39.68
3	5	15	5	17	6,953	7.70	40	90,281	4,132	2,821	59.43	40.57
5	7	15	5	16	6,953	7.70	41	90,281	4,029	2,924	57.95	42.05
11	4	15	4	17	6,953	7.70	42	90,281	4,089	2,864	58.81	41.19
3	10	15	3	16	6,952	7.70	43	90,281	4,059	2,893	58.39	41.61
5	4	15	2	17	6,952	7.70	44	90,281	4,121	2,831	59.28	40.72
2	18	15	4	17	6,951	7.70	45	90,281	4,068	2,883	58.52	41.48
3	27	15	6	16	6,949	7.70	46	90,281	4,053	2,896	58.32	41.68
1	8	15	5	16	6,947	7.69	47	90,281	4,077	2,870	58.69	41.31
2	13	15	6	16	6,944	7.69	48	90,281	3,890	3,054	56.02	43.98
4	30	15	5	17	6,944	7.69	49	90,281	4,058	2,886	58.44	41.56
3	13	15	6	15	6,943	7.69	50	90,281	3,957	2,986	56.99	43.01
4	23	15	5	8	6,941	7.69	51	90,281	2,684	4,257	38.67	61.33
2	20	15	6	16	6,940	7.69	52	90,281	4,045	2,895	58.29	41.71
10	14	15	4	17	6,939	7.69	53	90,281	3,955	2,984	57.00	43.00
5	8	15	6	16	6,938	7.68	54	90,281	3,950	2,988	56.93	43.07
5	19	15	3	17	6,937	7.68	55	90,281	4,011	2,926	57.82	42.18
9	16	15	4	17	6,936	7.68	56	90,281	4,152	2,784	59.86	40.14
10	22	15	5	16	6,935	7.68	57	90,281	4,050	2,885	58.40	41.60
10	8	15	5	8	6,933	7.68	58	90,281	2,780	4,153	40.10	59.90
10	15	15	5	18	6,932	7.68	59	90,281	4,093	2,839	59.05	40.95
4	6	15	2	17	6,929	7.67	60	90,281	4,126	2,803	59.55	40.45
10	14	15	4	8	6,928	7.67	61	90,281	2,865	4,063	41.35	58.65
9	30	15	4	16	6,925	7.67	62	90,281	3,921	3,004	56.62	43.38
7	22	15	4	17	6,923	7.67	63	90,281	4,059	2,864	58.63	41.37

MO	DY	YR	DAY OF WK	HR	HR VOL	PERCENT OF AADT	HOUR NUMBER	AADT	EAST VOLUME	WEST VOLUME	PERCENT EAST IS OF TOTAL VOLUME	PERCENT WEST IS OF TOTAL VOLUME
9	18	15	6	18	6,919	7.66	64	90,281	4,091	2,828	59.13	40.87
12	3	15	5	16	6,917	7.66	65	90,281	3,946	2,971	57.05	42.95
5	6	15	4	17	6,916	7.66	66	90,281	4,036	2,880	58.36	41.64
5	27	15	4	8	6,916	7.66	67	90,281	2,721	4,195	39.34	60.66
6	4	15	5	16	6,915	7.66	68	90,281	3,862	3,053	55.85	44.15
3	26	15	5	17	6,914	7.66	69	90,281	3,981	2,933	57.58	42.42
5	7	15	5	17	6,914	7.66	70	90,281	4,045	2,869	58.50	41.50
1	21	15	4	17	6,912	7.66	71	90,281	4,070	2,842	58.88	41.12
1	26	15	2	17	6,912	7.66	72	90,281	4,020	2,892	58.16	41.84
1	21	15	4	16	6,911	7.65	73	90,281	4,008	2,903	57.99	42.01
7	1	15	4	16	6,910	7.65	74	90,281	3,922	2,988	56.76	43.24
2	10	15	3	16	6,908	7.65	75	90,281	4,048	2,860	58.60	41.40
2	26	15	5	16	6,906	7.65	76	90,281	4,032	2,874	58.38	41.62
3	18	15	4	16	6,905	7.65	77	90,281	4,071	2,834	58.96	41.04
5	18	15	2	8	6,904	7.65	78	90,281	2,798	4,106	40.53	59.47
5	5	15	3	17	6,903	7.65	79	90,281	4,130	2,773	59.83	40.17
2	24	15	3	17	6,901	7.64	80	90,281	4,143	2,758	60.03	39.97
10	6	15	3	17	6,899	7.64	81	90,281	4,130	2,769	59.86	40.14
1	6	15	3	17	6,898	7.64	82	90,281	4,108	2,790	59.55	40.45
3	12	15	5	17	6,898	7.64	83	90,281	4,041	2,857	58.58	41.42
9	15	15	3	8	6,898	7.64	84	90,281	2,916	3,982	42.27	57.73
2	11	15	4	16	6,897	7.64	85	90,281	4,000	2,897	58.00	42.00
10	19	15	2	17	6,894	7.64	86	90,281	4,171	2,723	60.50	39.50
1	16	15	6	16	6,893	7.64	87	90,281	3,950	2,943	57.30	42.70
9	24	15	5	16	6,893	7.64	88	90,281	3,908	2,985	56.70	43.30
1	30	15	6	17	6,892	7.63	89	90,281	4,066	2,826	59.00	41.00
2	18	15	4	16	6,892	7.63	90	90,281	4,005	2,887	58.11	41.89
3	25	15	4	17	6,891	7.63	91	90,281	4,156	2,735	60.31	39.69
4	7	15	3	16	6,889	7.63	92	90,281	4,020	2,869	58.35	41.65
9	18	15	6	16	6,889	7.63	93	90,281	3,977	2,912	57.73	42.27
10	27	15	3	17	6,889	7.63	94	90,281	4,052	2,837	58.82	41.18
1	7	15	4	17	6,888	7.63	95	90,281	4,135	2,753	60.03	39.97
2	12	15	5	17	6,887	7.63	96	90,281	4,043	2,844	58.70	41.30
4	30	15	5	8	6,886	7.63	97	90,281	2,696	4,190	39.15	60.85
3	5	15	5	8	6,885	7.63	98	90,281	2,679	4,206	38.91	61.09
11	4	15	4	16	6,885	7.63	99	90,281	4,034	2,851	58.59	41.41
10	8	15	5	17	6,884	7.63	100	90,281	4,098	2,786	59.53	40.47
10	21	15	4	16	6,883	7.62	101	90,281	3,958	2,925	57.50	42.50
11	5	15	5	8	6,881	7.62	102	90,281	2,857	4,024	41.52	58.48
5	20	15	4	17	6,880	7.62	103	90,281	3,874	3,006	56.31	43.69
5	19	15	3	16	6,878	7.62	104	90,281	3,986	2,892	57.95	42.05
9	14	15	2	16	6,876	7.62	105	90,281	3,954	2,922	57.50	42.50
1	5	15	2	17	6,871	7.61	106	90,281	4,154	2,717	60.46	39.54
9	21	15	2	8	6,871	7.61	107	90,281	2,760	4,111	40.17	59.83
4	3	15	6	16	6,870	7.61	108	90,281	3,934	2,936	57.26	42.74
11	5	15	5	17	6,870	7.61	109	90,281	3,996	2,874	58.17	41.83
12	16	15	4	16	6,868	7.61	110	90,281	3,997	2,871	58.20	41.80
7	21	15	3	17	6,867	7.61	111	90,281	4,033	2,834	58.73	41.27
9	17	15	5	16	6,867	7.61	112	90,281	3,893	2,974	56.69	43.31

MO	DY	YR	DAY OF WK	HR	HR VOL	PERCENT OF AADT	HOUR NUMBER	AADT	EAST VOLUME	WEST VOLUME	PERCENT EAST IS OF TOTAL VOLUME	PERCENT WEST IS OF TOTAL VOLUME
6	22	15	2	17	6,866	7.61	113	90,281	4,001	2,865	58.27	41.73
2	25	15	4	8	6,865	7.60	114	90,281	2,699	4,166	39.32	60.68
4	23	15	5	16	6,865	7.60	115	90,281	4,038	2,827	58.82	41.18
9	22	15	3	16	6,861	7.60	116	90,281	3,944	2,917	57.48	42.52
1	13	15	3	17	6,859	7.60	117	90,281	3,973	2,886	57.92	42.08
1	27	15	3	8	6,857	7.60	118	90,281	2,616	4,241	38.15	61.85
7	9	15	5	16	6,857	7.60	119	90,281	3,884	2,973	56.64	43.36
9	23	15	4	8	6,856	7.59	120	90,281	2,753	4,103	40.15	59.85
11	18	15	4	16	6,856	7.59	121	90,281	3,954	2,902	57.67	42.33
10	9	15	6	16	6,854	7.59	122	90,281	4,010	2,844	58.51	41.49
10	28	15	4	17	6,853	7.59	123	90,281	4,066	2,787	59.33	40.67
2	24	15	3	16	6,852	7.59	124	90,281	4,043	2,809	59.00	41.00
3	11	15	4	16	6,851	7.59	125	90,281	4,010	2,841	58.53	41.47
5	20	15	4	16	6,851	7.59	126	90,281	4,056	2,795	59.20	40.80
5	15	15	6	15	6,850	7.59	127	90,281	3,802	3,048	55.50	44.50
3	3	15	3	17	6,848	7.59	128	90,281	4,000	2,848	58.41	41.59
3	3	15	3	8	6,847	7.58	129	90,281	2,612	4,235	38.15	61.85
3	24	15	3	17	6,847	7.58	130	90,281	4,156	2,691	60.70	39.30
3	30	15	2	17	6,847	7.58	131	90,281	4,057	2,790	59.25	40.75
9	23	15	4	18	6,846	7.58	132	90,281	3,933	2,913	57.45	42.55
5	28	15	5	16	6,844	7.58	133	90,281	4,008	2,836	58.56	41.44
8	31	15	2	17	6,844	7.58	134	90,281	4,133	2,711	60.39	39.61
2	24	15	3	8	6,842	7.58	135	90,281	2,712	4,130	39.64	60.36
4	17	15	6	16	6,842	7.58	136	90,281	3,930	2,912	57.44	42.56
6	24	15	4	16	6,839	7.58	137	90,281	3,983	2,856	58.24	41.76
9	29	15	3	16	6,839	7.58	138	90,281	3,964	2,875	57.96	42.04
10	15	15	5	17	6,838	7.57	139	90,281	3,996	2,842	58.44	41.56
5	1	15	6	16	6,835	7.57	140	90,281	3,902	2,933	57.09	42.91
6	1	15	2	17	6,835	7.57	141	90,281	4,164	2,671	60.92	39.08
1	27	15	3	17	6,833	7.57	142	90,281	4,073	2,760	59.61	40.39
5	20	15	4	8	6,833	7.57	143	90,281	2,705	4,128	39.59	60.41
9	29	15	3	17	6,833	7.57	144	90,281	3,994	2,839	58.45	41.55
1	16	15	6	17	6,831	7.57	145	90,281	4,024	2,807	58.91	41.09
9	14	15	2	18	6,831	7.57	146	90,281	4,022	2,809	58.88	41.12
9	29	15	3	8	6,831	7.57	147	90,281	2,774	4,057	40.61	59.39
5	5	15	3	16	6,830	7.57	148	90,281	3,944	2,886	57.75	42.25
7	22	15	4	16	6,830	7.57	149	90,281	3,885	2,945	56.88	43.12
10	20	15	3	17	6,829	7.56	150	90,281	4,001	2,828	58.59	41.41
10	22	15	5	17	6,829	7.56	151	90,281	3,996	2,833	58.52	41.48
9	16	15	4	8	6,828	7.56	152	90,281	2,743	4,085	40.17	59.83
10	7	15	4	17	6,827	7.56	153	90,281	4,156	2,671	60.88	39.12
9	18	15	6	17	6,826	7.56	154	90,281	3,973	2,853	58.20	41.80
1	20	15	3	16	6,824	7.56	155	90,281	4,030	2,794	59.06	40.94
1	14	15	4	16	6,822	7.56	156	90,281	3,935	2,887	57.68	42.32
4	22	15	4	16	6,822	7.56	157	90,281	3,969	2,853	58.18	41.82
3	16	15	2	17	6,820	7.55	158	90,281	3,956	2,864	58.01	41.99
5	28	15	5	8	6,820	7.55	159	90,281	2,675	4,145	39.22	60.78
9	15	15	3	17	6,819	7.55	160	90,281	3,976	2,843	58.31	41.69
10	16	15	6	15	6,819	7.55	161	90,281	3,839	2,980	56.30	43.70

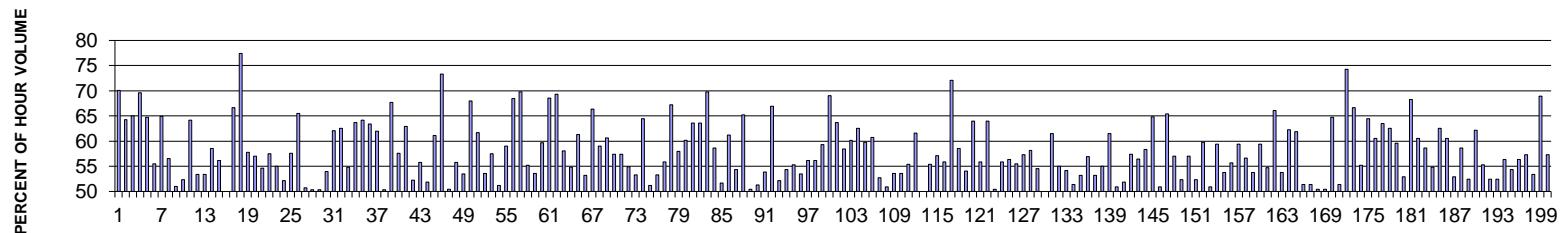
MO	DY	YR	DAY OF WK	HR	HR VOL	PERCENT OF AADT	HOUR NUMBER	AADT	EAST VOLUME	WEST VOLUME	PERCENT EAST IS OF TOTAL VOLUME	PERCENT WEST IS OF TOTAL VOLUME
5	11	15	2	16	6,818	7.55	162	90,281	4,031	2,787	59.12	40.88
6	24	15	4	17	6,818	7.55	163	90,281	4,018	2,800	58.93	41.07
1	28	15	4	16	6,812	7.55	164	90,281	4,000	2,812	58.72	41.28
5	1	15	6	17	6,812	7.55	165	90,281	3,874	2,938	56.87	43.13
10	6	15	3	18	6,812	7.55	166	90,281	4,042	2,770	59.34	40.66
3	19	15	5	16	6,810	7.54	167	90,281	4,193	2,617	61.57	38.43
9	11	15	6	16	6,810	7.54	168	90,281	3,910	2,900	57.42	42.58
3	4	15	4	16	6,809	7.54	169	90,281	3,985	2,824	58.53	41.47
3	9	15	2	17	6,809	7.54	170	90,281	4,040	2,769	59.33	40.67
10	2	15	6	17	6,809	7.54	171	90,281	3,964	2,845	58.22	41.78
2	3	15	3	16	6,807	7.54	172	90,281	3,913	2,894	57.48	42.52
2	13	15	6	15	6,807	7.54	173	90,281	3,680	3,127	54.06	45.94
5	6	15	4	16	6,807	7.54	174	90,281	3,864	2,943	56.77	43.23
5	19	15	3	8	6,807	7.54	175	90,281	2,687	4,120	39.47	60.53
7	23	15	5	16	6,807	7.54	176	90,281	3,935	2,872	57.81	42.19
11	2	15	2	17	6,807	7.54	177	90,281	4,117	2,690	60.48	39.52
11	3	15	3	16	6,806	7.54	178	90,281	4,003	2,803	58.82	41.18
9	28	15	2	8	6,805	7.54	179	90,281	2,775	4,030	40.78	59.22
4	28	15	3	16	6,804	7.54	180	90,281	3,911	2,893	57.48	42.52
1	12	15	2	17	6,803	7.54	181	90,281	4,110	2,693	60.41	39.59
1	27	15	3	16	6,803	7.54	182	90,281	4,032	2,771	59.27	40.73
11	9	15	2	16	6,803	7.54	183	90,281	4,066	2,737	59.77	40.23
10	22	15	5	8	6,801	7.53	184	90,281	2,691	4,110	39.57	60.43
9	15	15	3	18	6,800	7.53	185	90,281	3,960	2,840	58.24	41.76
10	20	15	3	16	6,798	7.53	186	90,281	4,001	2,797	58.86	41.14
8	5	15	4	18	6,797	7.53	187	90,281	4,025	2,772	59.22	40.78
3	2	15	2	8	6,796	7.53	188	90,281	2,654	4,142	39.05	60.95
3	12	15	5	8	6,796	7.53	189	90,281	2,674	4,122	39.35	60.65
4	29	15	4	18	6,795	7.53	190	90,281	4,082	2,713	60.07	39.93
10	27	15	3	16	6,795	7.53	191	90,281	4,010	2,785	59.01	40.99
1	20	15	3	17	6,794	7.53	192	90,281	4,016	2,778	59.11	40.89
3	20	15	6	16	6,794	7.53	193	90,281	3,859	2,935	56.80	43.20
4	27	15	2	16	6,794	7.53	194	90,281	3,946	2,848	58.08	41.92
9	24	15	5	17	6,794	7.53	195	90,281	3,888	2,906	57.23	42.77
3	17	15	3	8	6,792	7.52	196	90,281	2,703	4,089	39.80	60.20
5	13	15	4	8	6,791	7.52	197	90,281	2,653	4,138	39.07	60.93
6	18	15	5	16	6,791	7.52	198	90,281	3,888	2,903	57.25	42.75
9	25	15	6	17	6,789	7.52	199	90,281	3,981	2,808	58.64	41.36
5	27	15	4	17	6,788	7.52	200	90,281	3,905	2,883	57.53	42.47

**SR 002 MP 179.10 COULEE CITY ADC SITE P02
K FOR PEAK 200 HOURS OF 2015
Recreational Site**



AADT= 661 K 30 FACTOR= 20.73 K 100 FACTOR= 17.1 K 200 FACTOR= 15.58 D 100 FACTOR= 69.03

**SR 002 MP 179.10 COULEE CITY ADC SITE P02
D % IN THE PEAK 200 HOURS OF 2015**



MO	DY	YR	DAY OF WK	HR	HR VOL	PERCENT OF AADT	HOUR NUMBER	AADT	EAST VOLUME	WEST VOLUME	PERCENT EAST IS OF TOTAL VOLUME	PERCENT WEST IS OF TOTAL VOLUME
8	14	15	6	19	254	38.43	1	661	178	76	70.08	29.92
8	14	15	6	20	207	31.32	2	661	133	74	64.25	35.75
5	25	15	2	13	160	24.21	3	661	56	104	35.00	65.00
5	25	15	2	12	158	23.90	4	661	48	110	30.38	69.62
8	9	15	1	12	156	23.60	5	661	55	101	35.26	64.74
7	26	15	1	14	155	23.45	6	661	69	86	44.52	55.48
7	19	15	1	12	154	23.30	7	661	54	100	35.06	64.94
8	16	15	1	14	152	23.00	8	661	66	86	43.42	56.58
7	12	15	1	16	149	22.54	9	661	76	73	51.01	48.99
8	9	15	1	14	149	22.54	10	661	71	78	47.65	52.35
5	22	15	6	18	148	22.39	11	661	95	53	64.19	35.81
8	2	15	1	14	148	22.39	12	661	69	79	46.62	53.38
8	15	15	7	13	148	22.39	13	661	79	69	53.38	46.62
8	2	15	1	12	147	22.24	14	661	61	86	41.50	58.50

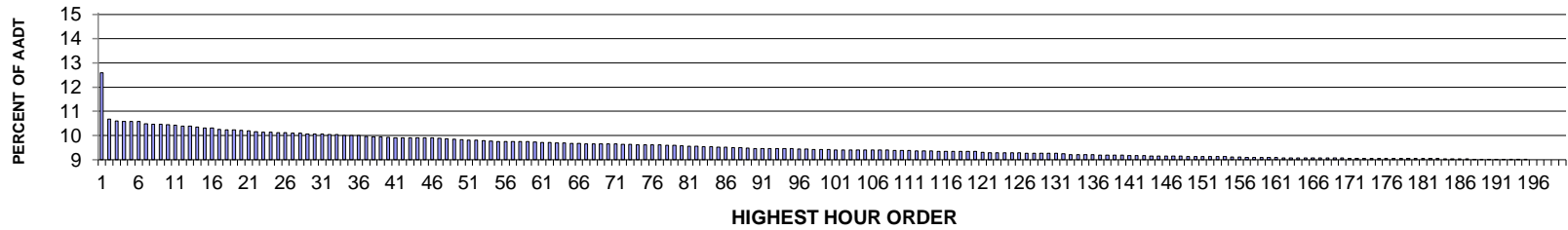
MO	DY	YR	DAY OF WK	HR	HR VOL	PERCENT OF AADT	HOUR NUMBER	AADT	EAST VOLUME	WEST VOLUME	PERCENT EAST IS OF TOTAL VOLUME	PERCENT WEST IS OF TOTAL VOLUME
5	22	15	6	14	146	22.09	15	661	82	64	56.16	43.84
7	31	15	6	15	146	22.09	16	661	73	73	50.00	50.00
7	26	15	1	13	144	21.79	17	661	48	96	33.33	66.67
7	5	15	1	12	142	21.48	18	661	32	110	22.54	77.46
7	26	15	1	15	142	21.48	19	661	60	82	42.25	57.75
8	16	15	1	15	142	21.48	20	661	61	81	42.96	57.04
7	31	15	6	16	141	21.33	21	661	77	64	54.61	45.39
8	15	15	7	12	141	21.33	22	661	81	60	57.45	42.55
7	17	15	6	16	140	21.18	23	661	77	63	55.00	45.00
8	2	15	1	16	140	21.18	24	661	67	73	47.86	52.14
7	26	15	1	16	139	21.03	25	661	59	80	42.45	57.55
8	16	15	1	13	139	21.03	26	661	48	91	34.53	65.47
7	31	15	6	14	138	20.88	27	661	70	68	50.72	49.28
7	17	15	6	15	137	20.73	28	661	68	69	49.64	50.36
7	24	15	6	13	137	20.73	29	661	68	69	49.64	50.36
8	9	15	1	16	137	20.73	30	661	63	74	45.99	54.01
9	7	15	2	13	137	20.73	31	661	52	85	37.96	62.04
8	23	15	1	14	136	20.57	32	661	51	85	37.50	62.50
7	12	15	1	17	135	20.42	33	661	74	61	54.81	45.19
7	19	15	1	15	135	20.42	34	661	86	49	63.70	36.30
5	22	15	6	15	134	20.27	35	661	86	48	64.18	35.82
7	12	15	1	15	134	20.27	36	661	49	85	36.57	63.43
8	2	15	1	13	134	20.27	37	661	51	83	38.06	61.94
7	17	15	6	12	133	20.12	38	661	66	67	49.62	50.38
8	14	15	6	21	133	20.12	39	661	90	43	67.67	32.33
6	14	15	1	13	132	19.97	40	661	56	76	42.42	57.58
7	12	15	1	12	132	19.97	41	661	49	83	37.12	62.88
7	17	15	6	17	132	19.97	42	661	63	69	47.73	52.27
6	28	15	1	15	131	19.82	43	661	58	73	44.27	55.73
7	11	15	7	13	131	19.82	44	661	63	68	48.09	51.91
7	19	15	1	14	131	19.82	45	661	51	80	38.93	61.07
8	16	15	1	12	131	19.82	46	661	35	96	26.72	73.28
7	10	15	6	15	129	19.52	47	661	65	64	50.39	49.61
7	31	15	6	12	129	19.52	48	661	72	57	55.81	44.19
8	9	15	1	15	129	19.52	49	661	69	60	53.49	46.51
7	5	15	1	13	128	19.36	50	661	41	87	32.03	67.97
8	21	15	6	12	128	19.36	51	661	49	79	38.28	61.72
5	25	15	2	14	127	19.21	52	661	59	68	46.46	53.54
7	12	15	1	13	127	19.21	53	661	54	73	42.52	57.48
7	17	15	6	13	127	19.21	54	661	65	62	51.18	48.82
8	9	15	1	13	127	19.21	55	661	52	75	40.94	59.06
8	14	15	6	18	127	19.21	56	661	87	40	68.50	31.50
5	22	15	6	19	126	19.06	57	661	88	38	69.84	30.16
7	12	15	1	14	125	18.91	58	661	56	69	44.80	55.20
8	1	15	7	12	125	18.91	59	661	58	67	46.40	53.60
5	22	15	6	13	124	18.76	60	661	74	50	59.68	40.32
5	24	15	1	16	124	18.76	61	661	39	85	31.45	68.55
5	25	15	2	10	124	18.76	62	661	38	86	30.65	69.35
7	17	15	6	14	124	18.76	63	661	72	52	58.06	41.94

MO	DY	YR	DAY OF WK	HR	HR VOL	PERCENT OF AADT	HOUR NUMBER	AADT	EAST VOLUME	WEST VOLUME	PERCENT EAST IS OF TOTAL VOLUME	PERCENT WEST IS OF TOTAL VOLUME	
	8	14	15	6	15	124	18.76	64	661	56	68	45.16	54.84
	9	4	15	6	18	124	18.76	65	661	76	48	61.29	38.71
	10	18	15	1	13	124	18.76	66	661	58	66	46.77	53.23
	5	25	15	2	17	122	18.46	67	661	41	81	33.61	66.39
	6	14	15	1	15	122	18.46	68	661	50	72	40.98	59.02
	7	5	15	1	14	122	18.46	69	661	48	74	39.34	60.66
	7	19	15	1	13	122	18.46	70	661	52	70	42.62	57.38
	7	26	15	1	18	122	18.46	71	661	52	70	42.62	57.38
	8	2	15	1	17	122	18.46	72	661	55	67	45.08	54.92
	8	14	15	6	16	122	18.46	73	661	65	57	53.28	46.72
	5	25	15	2	15	121	18.31	74	661	43	78	35.54	64.46
	8	14	15	6	12	121	18.31	75	661	62	59	51.24	48.76
	6	28	15	1	13	120	18.15	76	661	56	64	46.67	53.33
	7	26	15	1	12	120	18.15	77	661	53	67	44.17	55.83
	5	22	15	6	17	119	18.00	78	661	80	39	67.23	32.77
	7	24	15	6	12	119	18.00	79	661	50	69	42.02	57.98
	7	19	15	1	16	118	17.85	80	661	47	71	39.83	60.17
	8	9	15	1	11	118	17.85	81	661	43	75	36.44	63.56
	9	20	15	1	14	118	17.85	82	661	43	75	36.44	63.56
	5	25	15	2	16	116	17.55	83	661	35	81	30.17	69.83
	6	21	15	1	13	116	17.55	84	661	48	68	41.38	58.62
	7	31	15	6	13	116	17.55	85	661	56	60	48.28	51.72
	8	23	15	1	13	116	17.55	86	661	45	71	38.79	61.21
	10	4	15	1	13	116	17.55	87	661	53	63	45.69	54.31
	6	14	15	1	14	115	17.40	88	661	40	75	34.78	65.22
	6	26	15	6	16	115	17.40	89	661	57	58	49.57	50.43
	7	3	15	6	13	115	17.40	90	661	56	59	48.70	51.30
	7	5	15	1	16	115	17.40	91	661	53	62	46.09	53.91
	8	30	15	1	13	115	17.40	92	661	38	77	33.04	66.96
	10	4	15	1	16	115	17.40	93	661	60	55	52.17	47.83
	6	7	15	1	13	114	17.25	94	661	52	62	45.61	54.39
	6	12	15	6	15	114	17.25	95	661	63	51	55.26	44.74
	7	24	15	6	15	114	17.25	96	661	53	61	46.49	53.51
	7	31	15	6	17	114	17.25	97	661	50	64	43.86	56.14
	8	2	15	1	11	114	17.25	98	661	50	64	43.86	56.14
	6	19	15	6	14	113	17.10	99	661	67	46	59.29	40.71
	7	5	15	1	11	113	17.10	100	661	35	78	30.97	69.03
	7	26	15	1	17	113	17.10	101	661	41	72	36.28	63.72
	9	7	15	2	14	113	17.10	102	661	47	66	41.59	58.41
	10	16	15	6	14	113	17.10	103	661	68	45	60.18	39.82
	5	10	15	1	13	112	16.94	104	661	42	70	37.50	62.50
	6	21	15	1	14	112	16.94	105	661	45	67	40.18	59.82
	7	21	15	3	13	112	16.94	106	661	44	68	39.29	60.71
	7	24	15	6	14	112	16.94	107	661	59	53	52.68	47.32
	7	24	15	6	17	112	16.94	108	661	57	55	50.89	49.11
	7	27	15	2	15	112	16.94	109	661	60	52	53.57	46.43
	7	30	15	5	13	112	16.94	110	661	60	52	53.57	46.43
	8	2	15	1	15	112	16.94	111	661	62	50	55.36	44.64
	8	7	15	6	11	112	16.94	112	661	43	69	38.39	61.61

MO	DY	YR	DAY OF WK	HR	HR VOL	PERCENT OF AADT	HOUR NUMBER	AADT	EAST VOLUME	WEST VOLUME	PERCENT EAST IS OF TOTAL VOLUME	PERCENT WEST IS OF TOTAL VOLUME
8	15	15	7	14	112	16.94	113	661	56	56	50.00	50.00
8	16	15	1	17	112	16.94	114	661	50	62	44.64	55.36
9	7	15	2	15	112	16.94	115	661	48	64	42.86	57.14
5	24	15	1	14	111	16.79	116	661	49	62	44.14	55.86
5	25	15	2	11	111	16.79	117	661	31	80	27.93	72.07
6	7	15	1	12	111	16.79	118	661	46	65	41.44	58.56
6	28	15	1	12	111	16.79	119	661	51	60	45.95	54.05
7	5	15	1	15	111	16.79	120	661	40	71	36.04	63.96
7	10	15	6	14	111	16.79	121	661	62	49	55.86	44.14
7	31	15	6	18	111	16.79	122	661	71	40	63.96	36.04
8	1	15	7	14	111	16.79	123	661	56	55	50.45	49.55
9	20	15	1	12	111	16.79	124	661	49	62	44.14	55.86
5	17	15	1	16	110	16.64	125	661	48	62	43.64	56.36
6	12	15	6	16	110	16.64	126	661	49	61	44.55	55.45
7	6	15	2	11	110	16.64	127	661	47	63	42.73	57.27
7	16	15	5	15	110	16.64	128	661	64	46	58.18	41.82
7	25	15	7	16	110	16.64	129	661	60	50	54.55	45.45
7	30	15	5	12	110	16.64	130	661	55	55	50.00	50.00
5	17	15	1	13	109	16.49	131	661	42	67	38.53	61.47
6	19	15	6	15	109	16.49	132	661	60	49	55.05	44.95
7	11	15	7	12	109	16.49	133	661	59	50	54.13	45.87
7	16	15	5	16	109	16.49	134	661	53	56	48.62	51.38
7	21	15	3	15	109	16.49	135	661	58	51	53.21	46.79
7	24	15	6	16	109	16.49	136	661	62	47	56.88	43.12
8	7	15	6	14	109	16.49	137	661	51	58	46.79	53.21
8	15	15	7	16	109	16.49	138	661	60	49	55.05	44.95
10	16	15	6	13	109	16.49	139	661	67	42	61.47	38.53
5	22	15	6	11	108	16.34	140	661	55	53	50.93	49.07
6	21	15	1	12	108	16.34	141	661	52	56	48.15	51.85
7	23	15	5	16	108	16.34	142	661	62	46	57.41	42.59
7	27	15	2	13	108	16.34	143	661	47	61	43.52	56.48
8	14	15	6	14	108	16.34	144	661	63	45	58.33	41.67
8	21	15	6	16	108	16.34	145	661	70	38	64.81	35.19
10	4	15	1	15	108	16.34	146	661	55	53	50.93	49.07
6	7	15	1	15	107	16.19	147	661	37	70	34.58	65.42
6	21	15	1	16	107	16.19	148	661	46	61	42.99	57.01
7	5	15	1	17	107	16.19	149	661	51	56	47.66	52.34
8	1	15	7	13	107	16.19	150	661	46	61	42.99	57.01
8	8	15	7	11	107	16.19	151	661	51	56	47.66	52.34
8	14	15	6	13	107	16.19	152	661	43	64	40.19	59.81
6	21	15	1	15	106	16.04	153	661	52	54	49.06	50.94
6	26	15	6	14	106	16.04	154	661	63	43	59.43	40.57
6	28	15	1	17	106	16.04	155	661	57	49	53.77	46.23
7	2	15	5	13	106	16.04	156	661	59	47	55.66	44.34
7	3	15	6	11	106	16.04	157	661	63	43	59.43	40.57
7	3	15	6	14	106	16.04	158	661	60	46	56.60	43.40
7	21	15	3	16	106	16.04	159	661	57	49	53.77	46.23
7	25	15	7	15	106	16.04	160	661	43	63	40.57	59.43
7	30	15	5	16	106	16.04	161	661	58	48	54.72	45.28

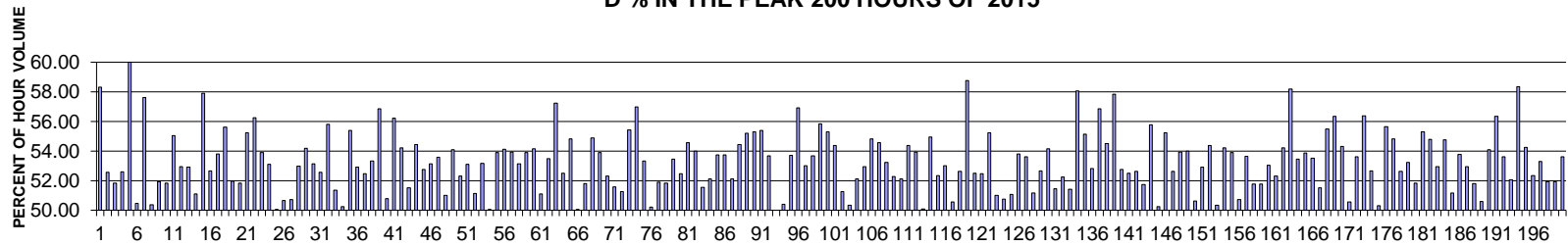
MO	DY	YR	DAY OF WK	HR	HR VOL	PERCENT OF AADT	HOUR NUMBER	AADT	EAST VOLUME	WEST VOLUME	PERCENT EAST IS OF TOTAL VOLUME	PERCENT WEST IS OF TOTAL VOLUME
8	16	15	1	11	106	16.04	162	661	36	70	33.96	66.04
8	21	15	6	14	106	16.04	163	661	57	49	53.77	46.23
9	4	15	6	16	106	16.04	164	661	66	40	62.26	37.74
5	22	15	6	16	105	15.89	165	661	65	40	61.90	38.10
6	19	15	6	18	105	15.89	166	661	54	51	51.43	48.57
7	3	15	6	12	105	15.89	167	661	54	51	51.43	48.57
7	25	15	7	13	105	15.89	168	661	52	53	49.52	50.48
8	1	15	7	15	105	15.89	169	661	53	52	50.48	49.52
8	3	15	2	14	105	15.89	170	661	37	68	35.24	64.76
8	6	15	5	14	105	15.89	171	661	54	51	51.43	48.57
8	16	15	1	19	105	15.89	172	661	27	78	25.71	74.29
9	4	15	6	19	105	15.89	173	661	70	35	66.67	33.33
9	13	15	1	12	105	15.89	174	661	47	58	44.76	55.24
5	24	15	1	17	104	15.73	175	661	37	67	35.58	64.42
6	21	15	1	17	104	15.73	176	661	63	41	60.58	39.42
7	2	15	5	12	104	15.73	177	661	66	38	63.46	36.54
7	2	15	5	15	104	15.73	178	661	65	39	62.50	37.50
7	3	15	6	16	104	15.73	179	661	62	42	59.62	40.38
7	10	15	6	12	104	15.73	180	661	55	49	52.88	47.12
7	12	15	1	18	104	15.73	181	661	33	71	31.73	68.27
7	21	15	3	12	104	15.73	182	661	41	63	39.42	60.58
8	14	15	6	11	104	15.73	183	661	43	61	41.35	58.65
8	16	15	1	16	104	15.73	184	661	47	57	45.19	54.81
8	30	15	1	12	104	15.73	185	661	39	65	37.50	62.50
9	27	15	1	15	104	15.73	186	661	41	63	39.42	60.58
10	2	15	6	15	104	15.73	187	661	55	49	52.88	47.12
10	16	15	6	12	104	15.73	188	661	61	43	58.65	41.35
6	12	15	6	17	103	15.58	189	661	49	54	47.57	52.43
6	12	15	6	18	103	15.58	190	661	64	39	62.14	37.86
6	25	15	5	14	103	15.58	191	661	57	46	55.34	44.66
6	26	15	6	13	103	15.58	192	661	54	49	52.43	47.57
6	26	15	6	15	103	15.58	193	661	54	49	52.43	47.57
6	27	15	7	13	103	15.58	194	661	58	45	56.31	43.69
7	17	15	6	18	103	15.58	195	661	56	47	54.37	45.63
7	20	15	2	13	103	15.58	196	661	45	58	43.69	56.31
7	20	15	2	15	103	15.58	197	661	59	44	57.28	42.72
8	1	15	7	11	103	15.58	198	661	48	55	46.60	53.40
8	7	15	6	16	103	15.58	199	661	71	32	68.93	31.07
9	7	15	2	16	103	15.58	200	661	44	59	42.72	57.28

**SR 097 MP 66.30 WAPATO ADC SITE P03
K FOR PEAK 200 HOURS OF 2015**



AADT= 13149 K 30 FACTOR= 9.99 K 100 FACTOR= 9.34 K 200 FACTOR= 8.92 D 30 FACTOR= 53.12

**SR 097 MP 66.30 WAPATO ADC SITE P03
D % IN THE PEAK 200 HOURS OF 2015**



MO	DY	YR	DAY OF WK	HR	HR VOL	PERCENT OF AADT	HOUR NUMBER	AADT	NORTH VOLUME	SOUTH VOLUME	PERCENT NORTH IS OF TOTAL VOLUME	PERCENT SOUTH IS OF TOTAL VOLUME
10	23	15	6	16	1,646	12.52	1	13,149	686	960	41.68	58.32
5	22	15	6	17	1,393	10.59	2	13,149	732	661	52.55	47.45
9	4	15	6	16	1,383	10.52	3	13,149	717	666	51.84	48.16
8	28	15	6	16	1,382	10.51	4	13,149	727	655	52.60	47.40
10	23	15	6	15	1,382	10.51	5	13,149	553	829	40.01	59.99
10	23	15	6	17	1,381	10.50	6	13,149	684	697	49.53	50.47
5	1	15	6	17	1,369	10.41	7	13,149	789	580	57.63	42.37
9	11	15	6	18	1,366	10.39	8	13,149	688	678	50.37	49.63
10	2	15	6	17	1,365	10.38	9	13,149	709	656	51.94	48.06
10	9	15	6	16	1,364	10.37	10	13,149	707	657	51.83	48.17
8	28	15	6	17	1,361	10.35	11	13,149	749	612	55.03	44.97
10	2	15	6	16	1,356	10.31	12	13,149	718	638	52.95	47.05
11	6	15	6	16	1,355	10.30	13	13,149	717	638	52.92	47.08
11	6	15	6	17	1,352	10.28	14	13,149	691	661	51.11	48.89

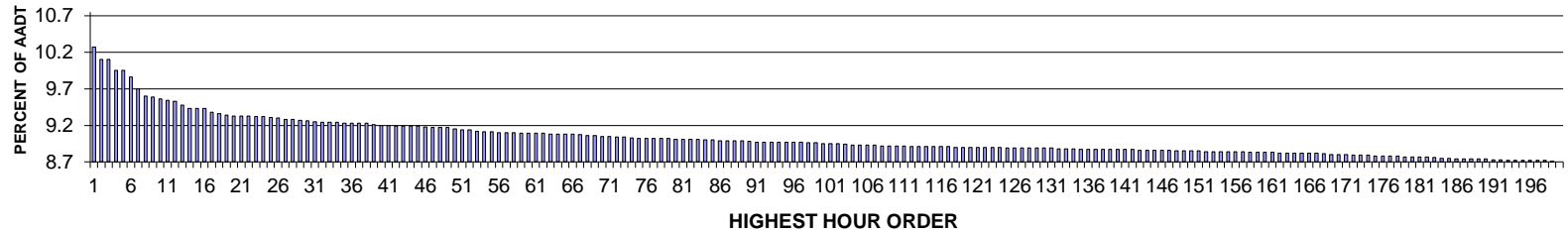
MO	DY	YR	DAY OF WK	HR	HR VOL	PERCENT OF AADT	HOUR NUMBER	AADT	NORTH VOLUME	SOUTH VOLUME	PERCENT NORTH IS OF TOTAL VOLUME	PERCENT SOUTH IS OF TOTAL VOLUME
9	3	15	5	17	1,347	10.24	15	13,149	780	567	57.91	42.09
9	3	15	5	16	1,346	10.24	16	13,149	709	637	52.67	47.33
4	10	15	6	17	1,338	10.18	17	13,149	720	618	53.81	46.19
5	22	15	6	16	1,336	10.16	18	13,149	743	593	55.61	44.39
9	4	15	6	15	1,336	10.16	19	13,149	694	642	51.95	48.05
5	1	15	6	16	1,333	10.14	20	13,149	691	642	51.84	48.16
10	9	15	6	17	1,329	10.11	21	13,149	734	595	55.23	44.77
8	7	15	6	17	1,326	10.08	22	13,149	746	580	56.26	43.74
5	8	15	6	17	1,323	10.06	23	13,149	713	610	53.89	46.11
6	4	15	5	16	1,322	10.05	24	13,149	702	620	53.10	46.90
2	13	15	6	16	1,319	10.03	25	13,149	659	660	49.96	50.04
5	15	15	6	16	1,319	10.03	26	13,149	668	651	50.64	49.36
5	8	15	6	16	1,317	10.02	27	13,149	668	649	50.72	49.28
2	27	15	6	17	1,316	10.01	28	13,149	697	619	52.96	47.04
6	19	15	6	16	1,314	9.99	29	13,149	712	602	54.19	45.81
10	7	15	4	18	1,314	9.99	30	13,149	698	616	53.12	46.88
5	15	15	6	17	1,313	9.99	31	13,149	690	623	52.55	47.45
9	3	15	5	18	1,310	9.96	32	13,149	731	579	55.80	44.20
11	13	15	6	16	1,309	9.96	33	13,149	637	672	48.66	51.34
10	5	15	2	16	1,306	9.93	34	13,149	656	650	50.23	49.77
5	21	15	5	16	1,305	9.92	35	13,149	723	582	55.40	44.60
10	2	15	6	18	1,304	9.92	36	13,149	690	614	52.91	47.09
9	8	15	3	16	1,300	9.89	37	13,149	682	618	52.46	47.54
9	11	15	6	16	1,298	9.87	38	13,149	692	606	53.31	46.69
11	12	15	5	17	1,298	9.87	39	13,149	738	560	56.86	43.14
1	30	15	6	17	1,294	9.84	40	13,149	637	657	49.23	50.77
4	24	15	6	16	1,293	9.83	41	13,149	727	566	56.23	43.77
5	22	15	6	18	1,293	9.83	42	13,149	701	592	54.22	45.78
7	10	15	6	17	1,293	9.83	43	13,149	666	627	51.51	48.49
10	7	15	4	16	1,293	9.83	44	13,149	704	589	54.45	45.55
10	30	15	6	16	1,293	9.83	45	13,149	682	611	52.75	47.25
4	3	15	6	17	1,291	9.82	46	13,149	686	605	53.14	46.86
5	4	15	2	16	1,290	9.81	47	13,149	691	599	53.57	46.43
3	20	15	6	17	1,286	9.78	48	13,149	656	630	51.01	48.99
10	8	15	5	18	1,283	9.76	49	13,149	694	589	54.09	45.91
2	13	15	6	17	1,281	9.74	50	13,149	670	611	52.30	47.70
9	4	15	6	17	1,279	9.73	51	13,149	679	600	53.09	46.91
9	18	15	6	16	1,279	9.73	52	13,149	625	654	48.87	51.13
11	20	15	6	17	1,277	9.71	53	13,149	679	598	53.17	46.83
10	23	15	6	18	1,275	9.70	54	13,149	638	637	50.04	49.96
8	28	15	6	18	1,273	9.68	55	13,149	686	587	53.89	46.11
10	8	15	5	16	1,273	9.68	56	13,149	689	584	54.12	45.88
2	6	15	6	17	1,272	9.67	57	13,149	686	586	53.93	46.07
9	22	15	3	16	1,272	9.67	58	13,149	676	596	53.14	46.86
9	24	15	5	16	1,271	9.67	59	13,149	685	586	53.89	46.11
4	3	15	6	16	1,269	9.65	60	13,149	687	582	54.14	45.86
10	9	15	6	18	1,268	9.64	61	13,149	648	620	51.10	48.90
6	19	15	6	17	1,266	9.63	62	13,149	677	589	53.48	46.52
6	4	15	5	17	1,263	9.61	63	13,149	723	540	57.24	42.76

MO	DY	YR	DAY OF WK	HR	HR VOL	PERCENT OF AADT	HOUR NUMBER	AADT	NORTH VOLUME	SOUTH VOLUME	PERCENT NORTH IS OF TOTAL VOLUME	PERCENT SOUTH IS OF TOTAL VOLUME
8	14	15	6	17	1,263	9.61	64	13,149	663	600	52.49	47.51
8	7	15	6	18	1,262	9.60	65	13,149	692	570	54.83	45.17
8	7	15	6	16	1,261	9.59	66	13,149	630	631	49.96	50.04
3	20	15	6	18	1,259	9.57	67	13,149	652	607	51.79	48.21
9	11	15	6	17	1,259	9.57	68	13,149	691	568	54.88	45.12
4	24	15	6	17	1,258	9.57	69	13,149	678	580	53.90	46.10
9	28	15	2	17	1,258	9.57	70	13,149	658	600	52.31	47.69
10	30	15	6	17	1,258	9.57	71	13,149	649	609	51.59	48.41
8	14	15	6	16	1,256	9.55	72	13,149	644	612	51.27	48.73
10	7	15	4	17	1,256	9.55	73	13,149	696	560	55.41	44.59
5	21	15	5	17	1,255	9.54	74	13,149	715	540	56.97	43.03
1	30	15	6	16	1,253	9.53	75	13,149	668	585	53.31	46.69
2	13	15	6	18	1,253	9.53	76	13,149	629	624	50.20	49.80
10	1	15	5	16	1,253	9.53	77	13,149	650	603	51.88	48.12
8	10	15	2	17	1,250	9.51	78	13,149	648	602	51.84	48.16
9	28	15	2	16	1,250	9.51	79	13,149	668	582	53.44	46.56
2	20	15	6	17	1,248	9.49	80	13,149	593	655	47.52	52.48
5	15	15	6	18	1,246	9.48	81	13,149	680	566	54.57	45.43
10	22	15	5	16	1,245	9.47	82	13,149	672	573	53.98	46.02
3	13	15	6	17	1,244	9.46	83	13,149	641	603	51.53	48.47
9	25	15	6	16	1,243	9.45	84	13,149	595	648	47.87	52.13
3	13	15	6	18	1,241	9.44	85	13,149	667	574	53.75	46.25
11	3	15	3	16	1,241	9.44	86	13,149	667	574	53.75	46.25
4	17	15	6	16	1,238	9.42	87	13,149	645	593	52.10	47.90
11	25	15	4	16	1,238	9.42	88	13,149	674	564	54.44	45.56
4	17	15	6	17	1,237	9.41	89	13,149	683	554	55.21	44.79
2	6	15	6	16	1,235	9.39	90	13,149	683	552	55.30	44.70
7	31	15	6	18	1,235	9.39	91	13,149	684	551	55.38	44.62
9	20	15	1	14	1,235	9.39	92	13,149	663	572	53.68	46.32
7	24	15	6	16	1,234	9.38	93	13,149	617	617	50.00	50.00
7	31	15	6	16	1,234	9.38	94	13,149	622	612	50.41	49.59
5	1	15	6	18	1,233	9.38	95	13,149	662	571	53.69	46.31
5	12	15	3	16	1,232	9.37	96	13,149	701	531	56.90	43.10
6	12	15	6	17	1,232	9.37	97	13,149	653	579	53.00	47.00
7	2	15	5	15	1,230	9.35	98	13,149	660	570	53.66	46.34
9	17	15	5	16	1,230	9.35	99	13,149	687	543	55.85	44.15
11	6	15	6	18	1,228	9.34	100	13,149	679	549	55.29	44.71
9	24	15	5	17	1,227	9.33	101	13,149	667	560	54.36	45.64
10	8	15	5	17	1,227	9.33	102	13,149	629	598	51.26	48.74
1	16	15	6	17	1,226	9.32	103	13,149	609	617	49.67	50.33
3	20	15	6	16	1,226	9.32	104	13,149	639	587	52.12	47.88
3	27	15	6	17	1,226	9.32	105	13,149	649	577	52.94	47.06
6	1	15	2	16	1,226	9.32	106	13,149	672	554	54.81	45.19
10	1	15	5	17	1,226	9.32	107	13,149	669	557	54.57	45.43
9	21	15	2	16	1,225	9.32	108	13,149	652	573	53.22	46.78
4	10	15	6	18	1,224	9.31	109	13,149	640	584	52.29	47.71
9	25	15	6	17	1,224	9.31	110	13,149	638	586	52.12	47.88
9	23	15	4	16	1,223	9.30	111	13,149	665	558	54.37	45.63
6	12	15	6	16	1,222	9.29	112	13,149	659	563	53.93	46.07

MO	DY	YR	DAY OF WK	HR	HR VOL	PERCENT OF AADT	HOUR NUMBER	AADT	NORTH VOLUME	SOUTH VOLUME	PERCENT NORTH IS OF TOTAL VOLUME	PERCENT SOUTH IS OF TOTAL VOLUME
10	9	15	6	15	1,222	9.29	113	13,149	610	612	49.92	50.08
2	5	15	5	17	1,221	9.29	114	13,149	671	550	54.95	45.05
5	29	15	6	17	1,219	9.27	115	13,149	638	581	52.34	47.66
11	20	15	6	16	1,219	9.27	116	13,149	573	646	47.01	52.99
1	23	15	6	17	1,218	9.26	117	13,149	616	602	50.57	49.43
3	6	15	6	17	1,218	9.26	118	13,149	641	577	52.63	47.37
3	16	15	2	18	1,217	9.26	119	13,149	715	502	58.75	41.25
7	26	15	1	14	1,217	9.26	120	13,149	639	578	52.51	47.49
5	14	15	5	17	1,212	9.22	121	13,149	636	576	52.48	47.52
10	22	15	5	17	1,211	9.21	122	13,149	669	542	55.24	44.76
7	31	15	6	17	1,210	9.20	123	13,149	617	593	50.99	49.01
8	25	15	3	16	1,210	9.20	124	13,149	614	596	50.74	49.26
9	18	15	6	17	1,210	9.20	125	13,149	618	592	51.07	48.93
10	21	15	4	17	1,210	9.20	126	13,149	651	559	53.80	46.20
5	29	15	6	16	1,209	9.19	127	13,149	648	561	53.60	46.40
4	10	15	6	16	1,208	9.19	128	13,149	618	590	51.16	48.84
5	22	15	6	15	1,208	9.19	129	13,149	572	636	47.35	52.65
9	18	15	6	18	1,208	9.19	130	13,149	654	554	54.14	45.86
7	10	15	6	16	1,207	9.18	131	13,149	621	586	51.45	48.55
10	2	15	6	15	1,206	9.17	132	13,149	576	630	47.76	52.24
1	23	15	6	16	1,202	9.14	133	13,149	618	584	51.41	48.59
5	26	15	3	18	1,202	9.14	134	13,149	698	504	58.07	41.93
8	13	15	5	16	1,201	9.13	135	13,149	662	539	55.12	44.88
2	27	15	6	16	1,200	9.13	136	13,149	634	566	52.83	47.17
3	6	15	6	18	1,198	9.11	137	13,149	681	517	56.84	43.16
5	8	15	6	18	1,198	9.11	138	13,149	653	545	54.51	45.49
9	1	15	3	18	1,198	9.11	139	13,149	693	505	57.85	42.15
9	8	15	3	17	1,198	9.11	140	13,149	632	566	52.75	47.25
2	27	15	6	18	1,196	9.10	141	13,149	628	568	52.51	47.49
3	27	15	6	16	1,195	9.09	142	13,149	629	566	52.64	47.36
7	17	15	6	16	1,195	9.09	143	13,149	618	577	51.72	48.28
6	17	15	4	17	1,194	9.08	144	13,149	666	528	55.78	44.22
7	24	15	6	17	1,194	9.08	145	13,149	600	594	50.25	49.75
3	3	15	3	17	1,193	9.07	146	13,149	659	534	55.24	44.76
3	17	15	3	17	1,193	9.07	147	13,149	628	565	52.64	47.36
5	19	15	3	16	1,192	9.07	148	13,149	643	549	53.94	46.06
7	10	15	6	15	1,191	9.06	149	13,149	548	643	46.01	53.99
8	3	15	2	16	1,191	9.06	150	13,149	603	588	50.63	49.37
12	18	15	6	16	1,191	9.06	151	13,149	630	561	52.90	47.10
8	6	15	5	17	1,190	9.05	152	13,149	647	543	54.37	45.63
9	11	15	6	15	1,190	9.05	153	13,149	591	599	49.66	50.34
11	3	15	3	17	1,190	9.05	154	13,149	645	545	54.20	45.80
10	5	15	2	17	1,189	9.04	155	13,149	641	548	53.91	46.09
9	6	15	1	14	1,187	9.03	156	13,149	602	585	50.72	49.28
6	12	15	6	18	1,186	9.02	157	13,149	636	550	53.63	46.37
8	10	15	2	16	1,186	9.02	158	13,149	614	572	51.77	48.23
8	26	15	4	16	1,186	9.02	159	13,149	614	572	51.77	48.23
11	23	15	2	16	1,186	9.02	160	13,149	629	557	53.04	46.96
6	19	15	6	18	1,185	9.01	161	13,149	620	565	52.32	47.68

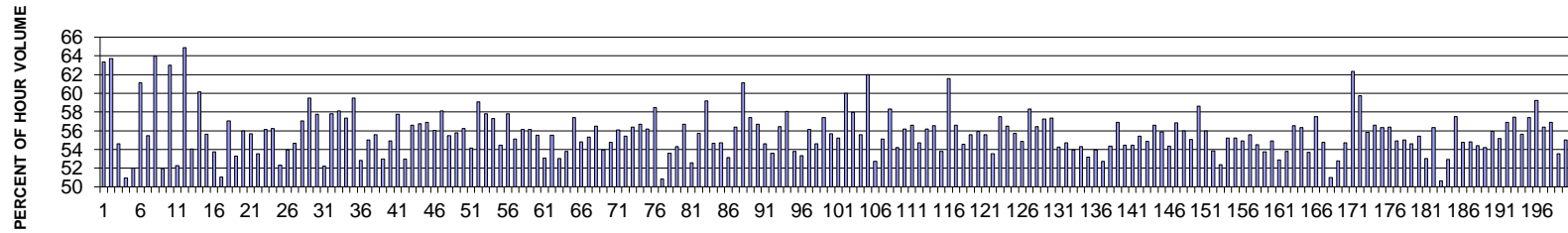
MO	DY	YR	DAY OF WK	HR	HR VOL	PERCENT OF AADT	HOUR NUMBER	AADT	NORTH VOLUME	SOUTH VOLUME	PERCENT NORTH IS OF TOTAL VOLUME	PERCENT SOUTH IS OF TOTAL VOLUME
3	18	15	4	17	1,184	9.00	162	13,149	642	542	54.22	45.78
7	24	15	6	18	1,184	9.00	163	13,149	689	495	58.19	41.81
11	5	15	5	17	1,184	9.00	164	13,149	633	551	53.46	46.54
1	16	15	6	16	1,183	9.00	165	13,149	637	546	53.85	46.15
2	12	15	5	17	1,183	9.00	166	13,149	633	550	53.51	46.49
3	13	15	6	16	1,182	8.99	167	13,149	609	573	51.52	48.48
8	27	15	5	17	1,182	8.99	168	13,149	656	526	55.50	44.50
9	1	15	3	17	1,182	8.99	169	13,149	666	516	56.35	43.65
11	2	15	2	16	1,182	8.99	170	13,149	642	540	54.31	45.69
5	26	15	3	16	1,181	8.98	171	13,149	597	584	50.55	49.45
5	28	15	5	17	1,181	8.98	172	13,149	633	548	53.60	46.40
9	9	15	4	18	1,181	8.98	173	13,149	666	515	56.39	43.61
9	10	15	5	16	1,181	8.98	174	13,149	622	559	52.67	47.33
10	27	15	3	16	1,181	8.98	175	13,149	594	587	50.30	49.70
11	10	15	3	17	1,181	8.98	176	13,149	657	524	55.63	44.37
4	24	15	6	18	1,180	8.97	177	13,149	647	533	54.83	45.17
6	11	15	5	17	1,180	8.97	178	13,149	621	559	52.63	47.37
11	9	15	2	16	1,180	8.97	179	13,149	628	552	53.22	46.78
6	2	15	3	16	1,179	8.97	180	13,149	611	568	51.82	48.18
6	3	15	4	16	1,179	8.97	181	13,149	652	527	55.30	44.70
6	3	15	4	17	1,179	8.97	182	13,149	646	533	54.79	45.21
8	7	15	6	15	1,179	8.97	183	13,149	555	624	47.07	52.93
11	13	15	6	17	1,178	8.96	184	13,149	645	533	54.75	45.25
3	6	15	6	16	1,177	8.95	185	13,149	602	575	51.15	48.85
7	24	15	6	15	1,177	8.95	186	13,149	544	633	46.22	53.78
8	31	15	2	16	1,177	8.95	187	13,149	623	554	52.93	47.07
10	21	15	4	16	1,176	8.94	188	13,149	609	567	51.79	48.21
11	13	15	6	18	1,176	8.94	189	13,149	595	581	50.60	49.40
11	25	15	4	15	1,176	8.94	190	13,149	636	540	54.08	45.92
4	9	15	5	17	1,175	8.94	191	13,149	662	513	56.34	43.66
9	9	15	4	16	1,175	8.94	192	13,149	630	545	53.62	46.38
2	27	15	6	15	1,174	8.93	193	13,149	611	563	52.04	47.96
5	20	15	4	17	1,174	8.93	194	13,149	685	489	58.35	41.65
9	10	15	5	17	1,174	8.93	195	13,149	637	537	54.26	45.74
2	20	15	6	16	1,173	8.92	196	13,149	614	559	52.34	47.66
5	7	15	5	17	1,173	8.92	197	13,149	625	548	53.28	46.72
8	27	15	5	16	1,173	8.92	198	13,149	609	564	51.92	48.08
9	17	15	5	17	1,173	8.92	199	13,149	609	564	51.92	48.08
9	21	15	2	17	1,173	8.92	200	13,149	629	544	53.62	46.38

**SR 005 MP 261.33 FERNDALE ADC SITE P04
K FOR PEAK 200 HOURS OF 2015**



AADT= 50209 K 30 FACTOR= 9.21 K 100 FACTOR= 8.9 K 200 FACTOR= 8.65 D 30 FACTOR= 57.76

**SR 005 MP 261.33 FERNDALE ADC SITE P04
D % IN THE PEAK 200 HOURS OF 2015**



MO	DY	YR	DAY OF WK	HR	HR VOL	PERCENT OF AADT	HOUR NUMBER	AADT	NORTH VOLUME	SOUTH VOLUME	PERCENT NORTH IS OF TOTAL VOLUME	PERCENT SOUTH IS OF TOTAL VOLUME
5	18	15	2	18	5,130	10.22	1	50,209	3,250	1,880	63.35	36.65
5	18	15	2	17	5,045	10.05	2	50,209	3,213	1,832	63.69	36.31
4	17	15	6	18	5,044	10.05	3	50,209	2,755	2,289	54.62	45.38
5	15	15	6	18	4,973	9.90	4	50,209	2,533	2,440	50.94	49.06
5	1	15	6	18	4,970	9.90	5	50,209	2,586	2,384	52.03	47.97
8	3	15	2	18	4,924	9.81	6	50,209	3,009	1,915	61.11	38.89
9	4	15	6	17	4,844	9.65	7	50,209	2,688	2,156	55.49	44.51
5	18	15	2	16	4,794	9.55	8	50,209	3,066	1,728	63.95	36.05
7	24	15	6	17	4,792	9.54	9	50,209	2,491	2,301	51.98	48.02
2	9	15	2	18	4,774	9.51	10	50,209	3,008	1,766	63.01	36.99
5	15	15	6	17	4,767	9.49	11	50,209	2,492	2,275	52.28	47.72
2	9	15	2	17	4,762	9.48	12	50,209	3,090	1,672	64.89	35.11
9	4	15	6	18	4,737	9.43	13	50,209	2,561	2,176	54.06	45.94
8	3	15	2	17	4,712	9.38	14	50,209	2,834	1,878	60.14	39.86

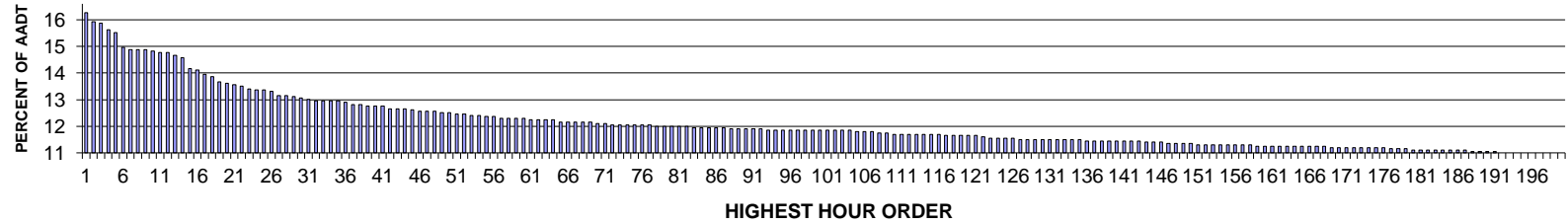
MO	DY	YR	DAY OF WK	HR	HR VOL	PERCENT OF AADT	HOUR NUMBER	AADT	NORTH VOLUME	SOUTH VOLUME	PERCENT NORTH IS OF TOTAL VOLUME	PERCENT SOUTH IS OF TOTAL VOLUME
5	14	15	5	18	4,711	9.38	15	50,209	2,620	2,091	55.61	44.39
5	8	15	6	18	4,710	9.38	16	50,209	2,532	2,178	53.76	46.24
5	15	15	6	16	4,684	9.33	17	50,209	2,392	2,292	51.07	48.93
8	4	15	3	18	4,673	9.31	18	50,209	2,665	2,008	57.03	42.97
4	2	15	5	18	4,662	9.29	19	50,209	2,483	2,179	53.26	46.74
5	4	15	2	18	4,661	9.28	20	50,209	2,609	2,052	55.98	44.02
4	16	15	5	18	4,660	9.28	21	50,209	2,595	2,065	55.69	44.31
8	7	15	6	17	4,658	9.28	22	50,209	2,493	2,165	53.52	46.48
4	30	15	5	18	4,656	9.27	23	50,209	2,613	2,043	56.12	43.88
5	7	15	5	18	4,652	9.27	24	50,209	2,615	2,037	56.21	43.79
7	31	15	6	17	4,650	9.26	25	50,209	2,432	2,218	52.30	47.70
5	1	15	6	17	4,643	9.25	26	50,209	2,506	2,137	53.97	46.03
7	16	15	5	17	4,633	9.23	27	50,209	2,532	2,101	54.65	45.35
8	13	15	5	18	4,633	9.23	28	50,209	2,643	1,990	57.05	42.95
4	29	15	4	18	4,628	9.22	29	50,209	2,753	1,875	59.49	40.51
4	28	15	3	18	4,624	9.21	30	50,209	2,671	1,953	57.76	42.24
7	17	15	6	17	4,619	9.20	31	50,209	2,413	2,206	52.24	47.76
4	14	15	3	18	4,614	9.19	32	50,209	2,668	1,946	57.82	42.18
5	19	15	3	18	4,614	9.19	33	50,209	2,681	1,933	58.11	41.89
5	6	15	4	18	4,612	9.19	34	50,209	2,645	1,967	57.35	42.65
5	11	15	2	18	4,611	9.18	35	50,209	2,744	1,867	59.51	40.49
6	26	15	6	17	4,611	9.18	36	50,209	2,435	2,176	52.81	47.19
4	17	15	6	17	4,608	9.18	37	50,209	2,536	2,072	55.03	44.97
6	19	15	6	18	4,607	9.18	38	50,209	2,560	2,047	55.57	44.43
6	17	15	4	18	4,599	9.16	39	50,209	2,437	2,162	52.99	47.01
4	23	15	5	18	4,594	9.15	40	50,209	2,523	2,071	54.92	45.08
5	5	15	3	18	4,592	9.15	41	50,209	2,652	1,940	57.75	42.25
4	3	15	6	16	4,591	9.14	42	50,209	2,432	2,159	52.97	47.03
7	24	15	6	18	4,591	9.14	43	50,209	2,598	1,993	56.59	43.41
12	30	15	4	17	4,589	9.14	44	50,209	2,604	1,985	56.74	43.26
4	22	15	4	18	4,587	9.14	45	50,209	2,609	1,978	56.88	43.12
4	21	15	3	18	4,582	9.13	46	50,209	2,568	2,014	56.05	43.95
8	3	15	2	16	4,581	9.12	47	50,209	2,662	1,919	58.11	41.89
7	22	15	4	18	4,579	9.12	48	50,209	2,539	2,040	55.45	44.55
8	28	15	6	17	4,578	9.12	49	50,209	2,554	2,024	55.79	44.21
7	8	15	4	18	4,567	9.10	50	50,209	2,568	1,999	56.23	43.77
7	10	15	6	17	4,566	9.09	51	50,209	2,473	2,093	54.16	45.84
7	1	15	4	18	4,565	9.09	52	50,209	2,698	1,867	59.10	40.90
4	15	15	4	18	4,554	9.07	53	50,209	2,632	1,922	57.80	42.20
3	13	15	6	18	4,550	9.06	54	50,209	2,608	1,942	57.32	42.68
7	16	15	5	18	4,548	9.06	55	50,209	2,477	2,071	54.46	45.54
5	20	15	4	18	4,545	9.05	56	50,209	2,627	1,918	57.80	42.20
6	30	15	3	18	4,545	9.05	57	50,209	2,505	2,040	55.12	44.88
7	7	15	3	18	4,545	9.05	58	50,209	2,550	1,995	56.11	43.89
3	18	15	4	18	4,540	9.04	59	50,209	2,549	1,991	56.15	43.85
7	30	15	5	18	4,539	9.04	60	50,209	2,521	2,018	55.54	44.46
1	6	15	3	18	4,538	9.04	61	50,209	2,409	2,129	53.09	46.91
7	20	15	2	17	4,537	9.04	62	50,209	2,520	2,017	55.54	44.46
6	26	15	6	18	4,535	9.03	63	50,209	2,404	2,131	53.01	46.99

MO	DY	YR	DAY OF WK	HR	HR VOL	PERCENT OF AADT	HOUR NUMBER	AADT	NORTH VOLUME	SOUTH VOLUME	PERCENT NORTH IS OF TOTAL VOLUME	PERCENT SOUTH IS OF TOTAL VOLUME
1	6	15	3	17	4,534	9.03	64	50,209	2,438	2,096	53.77	46.23
4	27	15	2	18	4,533	9.03	65	50,209	2,603	1,930	57.42	42.58
8	10	15	2	17	4,532	9.03	66	50,209	2,483	2,049	54.79	45.21
7	10	15	6	18	4,530	9.02	67	50,209	2,507	2,023	55.34	44.66
8	6	15	5	18	4,523	9.01	68	50,209	2,556	1,967	56.51	43.49
10	2	15	6	17	4,522	9.01	69	50,209	2,440	2,082	53.96	46.04
8	13	15	5	17	4,518	9.00	70	50,209	2,475	2,043	54.78	45.22
9	3	15	5	18	4,517	9.00	71	50,209	2,534	1,983	56.10	43.90
5	13	15	4	18	4,516	8.99	72	50,209	2,503	2,013	55.43	44.57
5	12	15	3	18	4,515	8.99	73	50,209	2,545	1,970	56.37	43.63
4	20	15	2	18	4,507	8.98	74	50,209	2,554	1,953	56.67	43.33
5	21	15	5	18	4,506	8.97	75	50,209	2,532	1,974	56.19	43.81
7	1	15	4	17	4,506	8.97	76	50,209	2,635	1,871	58.48	41.52
7	24	15	6	16	4,503	8.97	77	50,209	2,213	2,290	49.15	50.85
3	27	15	6	17	4,502	8.97	78	50,209	2,413	2,089	53.60	46.40
7	23	15	5	18	4,502	8.97	79	50,209	2,445	2,057	54.31	45.69
8	10	15	2	18	4,501	8.96	80	50,209	2,551	1,950	56.68	43.32
7	30	15	5	17	4,500	8.96	81	50,209	2,366	2,134	52.58	47.42
4	3	15	6	17	4,497	8.96	82	50,209	2,505	1,992	55.70	44.30
7	13	15	2	18	4,497	8.96	83	50,209	2,661	1,836	59.17	40.83
7	2	15	5	17	4,496	8.95	84	50,209	2,457	2,039	54.65	45.35
5	22	15	6	17	4,495	8.95	85	50,209	2,460	2,035	54.73	45.27
9	11	15	6	17	4,491	8.94	86	50,209	2,385	2,106	53.11	46.89
3	17	15	3	18	4,489	8.94	87	50,209	2,531	1,958	56.38	43.62
4	6	15	2	18	4,488	8.94	88	50,209	2,744	1,744	61.14	38.86
6	15	15	2	18	4,487	8.94	89	50,209	2,575	1,912	57.39	42.61
3	20	15	6	18	4,484	8.93	90	50,209	2,541	1,943	56.67	43.33
7	22	15	4	17	4,481	8.92	91	50,209	2,446	2,035	54.59	45.41
5	8	15	6	17	4,480	8.92	92	50,209	2,400	2,080	53.57	46.43
8	21	15	6	17	4,480	8.92	93	50,209	2,529	1,951	56.45	43.55
8	25	15	3	18	4,478	8.92	94	50,209	2,600	1,878	58.06	41.94
9	3	15	5	17	4,478	8.92	95	50,209	2,408	2,070	53.77	46.23
9	4	15	6	16	4,478	8.92	96	50,209	2,388	2,090	53.33	46.67
8	27	15	5	17	4,477	8.92	97	50,209	2,512	1,965	56.11	43.89
7	15	15	4	17	4,476	8.91	98	50,209	2,445	2,031	54.62	45.38
8	12	15	4	18	4,474	8.91	99	50,209	2,567	1,907	57.38	42.62
9	1	15	3	18	4,470	8.90	100	50,209	2,488	1,982	55.66	44.34
8	4	15	3	17	4,468	8.90	101	50,209	2,468	2,000	55.24	44.76
8	5	15	4	18	4,467	8.90	102	50,209	2,680	1,787	60.00	40.00
12	28	15	2	17	4,466	8.89	103	50,209	2,588	1,878	57.95	42.05
3	20	15	6	17	4,460	8.88	104	50,209	2,478	1,982	55.56	44.44
2	9	15	2	16	4,459	8.88	105	50,209	2,764	1,695	61.99	38.01
4	2	15	5	17	4,458	8.88	106	50,209	2,351	2,107	52.74	47.26
5	28	15	5	18	4,458	8.88	107	50,209	2,456	2,002	55.09	44.91
1	16	15	6	17	4,454	8.87	108	50,209	2,597	1,857	58.31	41.69
2	20	15	6	17	4,454	8.87	109	50,209	2,414	2,040	54.20	45.80
8	11	15	3	18	4,454	8.87	110	50,209	2,503	1,951	56.20	43.80
11	13	15	6	17	4,453	8.87	111	50,209	2,520	1,933	56.59	43.41
5	29	15	6	17	4,451	8.86	112	50,209	2,436	2,015	54.73	45.27

MO	DY	YR	DAY OF WK	HR	HR VOL	PERCENT OF AADT	HOUR NUMBER	AADT	NORTH VOLUME	SOUTH VOLUME	PERCENT NORTH IS OF TOTAL VOLUME	PERCENT SOUTH IS OF TOTAL VOLUME
6	29	15	2	18	4,450	8.86	113	50,209	2,500	1,950	56.18	43.82
6	11	15	5	18	4,449	8.86	114	50,209	2,516	1,933	56.55	43.45
7	31	15	6	18	4,449	8.86	115	50,209	2,393	2,056	53.79	46.21
4	6	15	2	17	4,447	8.86	116	50,209	2,738	1,709	61.57	38.43
5	22	15	6	18	4,447	8.86	117	50,209	2,517	1,930	56.60	43.40
5	14	15	5	17	4,444	8.85	118	50,209	2,425	2,019	54.57	45.43
7	20	15	2	18	4,444	8.85	119	50,209	2,470	1,974	55.58	44.42
8	19	15	4	18	4,444	8.85	120	50,209	2,486	1,958	55.94	44.06
5	27	15	4	18	4,443	8.85	121	50,209	2,469	1,974	55.57	44.43
6	27	15	7	13	4,442	8.85	122	50,209	2,063	2,379	46.44	53.56
9	29	15	3	18	4,442	8.85	123	50,209	2,554	1,888	57.50	42.50
3	19	15	5	18	4,441	8.85	124	50,209	2,509	1,932	56.50	43.50
9	25	15	6	18	4,440	8.84	125	50,209	2,474	1,966	55.72	44.28
10	9	15	6	17	4,439	8.84	126	50,209	2,435	2,004	54.85	45.15
7	27	15	2	18	4,438	8.84	127	50,209	2,588	1,850	58.31	41.69
4	24	15	6	18	4,437	8.84	128	50,209	2,504	1,933	56.43	43.57
8	26	15	4	18	4,437	8.84	129	50,209	2,540	1,897	57.25	42.75
5	26	15	3	18	4,436	8.84	130	50,209	2,543	1,893	57.33	42.67
9	18	15	6	17	4,436	8.84	131	50,209	2,406	2,030	54.24	45.76
3	27	15	6	18	4,435	8.83	132	50,209	2,426	2,009	54.70	45.30
9	25	15	6	17	4,435	8.83	133	50,209	2,393	2,042	53.96	46.04
7	21	15	3	17	4,434	8.83	134	50,209	2,407	2,027	54.29	45.71
6	5	15	6	17	4,430	8.82	135	50,209	2,355	2,075	53.16	46.84
7	17	15	6	18	4,430	8.82	136	50,209	2,390	2,040	53.95	46.05
7	10	15	6	16	4,429	8.82	137	50,209	2,336	2,093	52.74	47.26
3	31	15	3	18	4,428	8.82	138	50,209	2,407	2,021	54.36	45.64
4	7	15	3	18	4,427	8.82	139	50,209	2,518	1,909	56.88	43.12
6	5	15	6	18	4,427	8.82	140	50,209	2,411	2,016	54.46	45.54
7	21	15	3	18	4,426	8.82	141	50,209	2,411	2,015	54.47	45.53
8	11	15	3	17	4,426	8.82	142	50,209	2,452	1,974	55.40	44.60
12	4	15	6	17	4,424	8.81	143	50,209	2,427	1,997	54.86	45.14
8	26	15	4	17	4,423	8.81	144	50,209	2,504	1,919	56.61	43.39
4	1	15	4	18	4,422	8.81	145	50,209	2,471	1,951	55.88	44.12
7	9	15	5	18	4,422	8.81	146	50,209	2,404	2,018	54.36	45.64
11	20	15	6	17	4,422	8.81	147	50,209	2,514	1,908	56.85	43.15
2	13	15	6	18	4,420	8.80	148	50,209	2,474	1,946	55.97	44.03
8	24	15	2	17	4,420	8.80	149	50,209	2,433	1,987	55.05	44.95
8	24	15	2	18	4,420	8.80	150	50,209	2,592	1,828	58.64	41.36
10	23	15	6	17	4,418	8.80	151	50,209	2,474	1,944	56.00	44.00
11	6	15	6	17	4,415	8.79	152	50,209	2,377	2,038	53.84	46.16
6	18	15	5	18	4,414	8.79	153	50,209	2,311	2,103	52.36	47.64
7	27	15	2	17	4,414	8.79	154	50,209	2,438	1,976	55.23	44.77
8	12	15	4	17	4,414	8.79	155	50,209	2,438	1,976	55.23	44.77
3	13	15	6	17	4,412	8.79	156	50,209	2,422	1,990	54.90	45.10
10	8	15	5	18	4,412	8.79	157	50,209	2,451	1,961	55.55	44.45
3	12	15	5	18	4,409	8.78	158	50,209	2,404	2,005	54.52	45.48
7	23	15	5	17	4,408	8.78	159	50,209	2,369	2,039	53.74	46.26
1	9	15	6	17	4,407	8.78	160	50,209	2,419	1,988	54.89	45.11
8	7	15	6	16	4,407	8.78	161	50,209	2,330	2,077	52.87	47.13

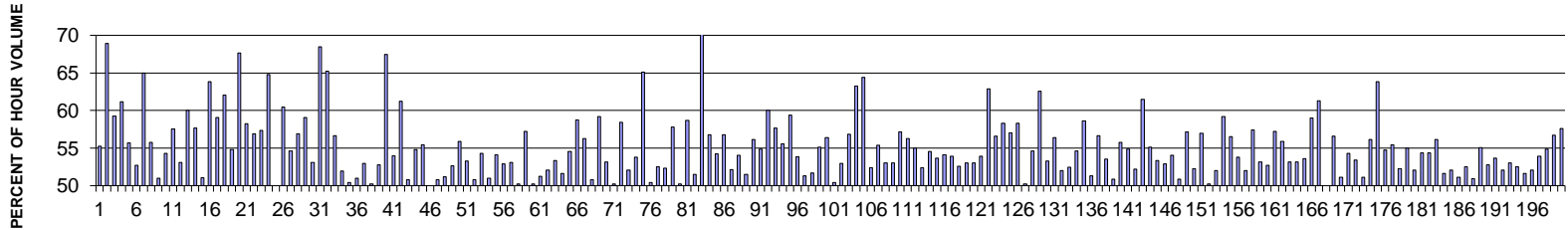
MO	DY	YR	DAY OF WK	HR	HR VOL	PERCENT OF AADT	HOUR NUMBER	AADT	NORTH VOLUME	SOUTH VOLUME	PERCENT NORTH IS OF TOTAL VOLUME	PERCENT SOUTH IS OF TOTAL VOLUME
2	27	15	6	18	4,404	8.77	162	50,209	2,368	2,036	53.77	46.23
8	5	15	4	17	4,404	8.77	163	50,209	2,491	1,913	56.56	43.44
8	14	15	6	17	4,404	8.77	164	50,209	2,481	1,923	56.34	43.66
7	29	15	4	17	4,403	8.77	165	50,209	2,363	2,040	53.67	46.33
12	29	15	3	17	4,403	8.77	166	50,209	2,532	1,871	57.51	42.49
6	30	15	3	17	4,402	8.77	167	50,209	2,410	1,992	54.75	45.25
7	31	15	6	16	4,396	8.76	168	50,209	2,242	2,154	51.00	49.00
6	26	15	6	16	4,394	8.75	169	50,209	2,318	2,076	52.75	47.25
8	20	15	5	17	4,391	8.75	170	50,209	2,402	1,989	54.70	45.30
10	12	15	2	17	4,391	8.75	171	50,209	2,738	1,653	62.35	37.65
12	28	15	2	18	4,389	8.74	172	50,209	2,621	1,768	59.72	40.28
6	23	15	3	18	4,387	8.74	173	50,209	2,449	1,938	55.82	44.18
2	13	15	6	17	4,386	8.74	174	50,209	2,481	1,905	56.57	43.43
3	9	15	2	18	4,385	8.73	175	50,209	2,470	1,915	56.33	43.67
6	29	15	2	17	4,383	8.73	176	50,209	2,472	1,911	56.40	43.60
3	26	15	5	18	4,382	8.73	177	50,209	2,406	1,976	54.91	45.09
6	9	15	3	18	4,382	8.73	178	50,209	2,410	1,972	55.00	45.00
6	4	15	5	18	4,377	8.72	179	50,209	2,390	1,987	54.60	45.40
6	24	15	4	18	4,377	8.72	180	50,209	2,425	1,952	55.40	44.60
6	25	15	5	17	4,377	8.72	181	50,209	2,321	2,056	53.03	46.97
3	10	15	3	18	4,376	8.72	182	50,209	2,464	1,912	56.31	43.69
8	14	15	6	15	4,373	8.71	183	50,209	2,214	2,159	50.63	49.37
3	6	15	6	17	4,369	8.70	184	50,209	2,313	2,056	52.94	47.06
5	4	15	2	17	4,366	8.70	185	50,209	2,510	1,856	57.49	42.51
1	30	15	6	17	4,365	8.69	186	50,209	2,391	1,974	54.78	45.22
8	7	15	6	18	4,362	8.69	187	50,209	2,391	1,971	54.81	45.19
5	29	15	6	18	4,361	8.69	188	50,209	2,373	1,988	54.41	45.59
7	6	15	2	17	4,361	8.69	189	50,209	2,364	1,997	54.21	45.79
7	6	15	2	18	4,361	8.69	190	50,209	2,439	1,922	55.93	44.07
6	3	15	4	18	4,359	8.68	191	50,209	2,405	1,954	55.17	44.83
9	30	15	4	18	4,357	8.68	192	50,209	2,479	1,878	56.90	43.10
4	13	15	2	18	4,355	8.67	193	50,209	2,502	1,853	57.45	42.55
8	28	15	6	18	4,355	8.67	194	50,209	2,422	1,933	55.61	44.39
3	16	15	2	18	4,354	8.67	195	50,209	2,500	1,854	57.42	42.58
12	30	15	4	18	4,354	8.67	196	50,209	2,578	1,776	59.21	40.79
7	14	15	3	18	4,353	8.67	197	50,209	2,454	1,899	56.37	43.63
7	28	15	3	18	4,351	8.67	198	50,209	2,475	1,876	56.88	43.12
12	11	15	6	17	4,346	8.66	199	50,209	2,326	2,020	53.52	46.48
8	14	15	6	18	4,344	8.65	200	50,209	2,390	1,954	55.02	44.98

**SR 012 MP 376.98 DAYTON #1 ADC SITE P05
K FOR PEAK 200 HOURS OF 2015**



AADT= 1991 K 30 FACTOR= 12.96 K 100 FACTOR= 11.75 K 200 FACTOR= 10.9 D 30 FACTOR= 53.10

**SR 012 MP 376.98 DAYTON #1 ADC SITE P05
D% IN THE PEAK 200 HOURS OF 2015**



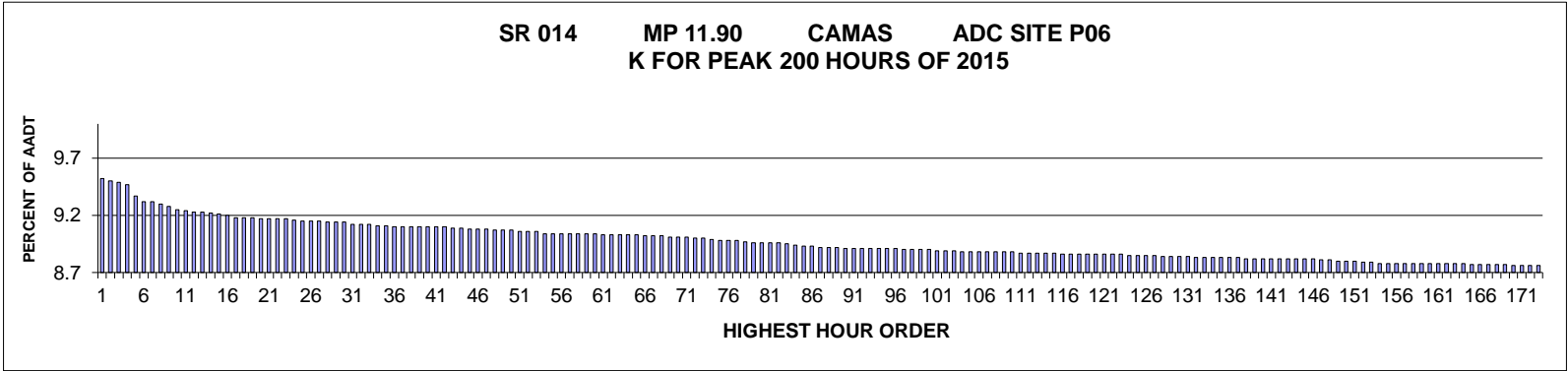
MO	DY	YR	DAY OF WK	HR	HR VOL	PERCENT OF AADT	HOUR NUMBER	AADT	EAST VOLUME	WEST VOLUME	PERCENT EAST IS OF TOTAL VOLUME	PERCENT WEST IS OF TOTAL VOLUME
8	14	15	6	17	322	16.17	1	1,991	144	178	44.72	55.28
5	25	15	2	13	315	15.82	2	1,991	98	217	31.11	68.89
10	16	15	6	17	314	15.77	3	1,991	186	128	59.24	40.76
8	16	15	1	13	309	15.52	4	1,991	189	120	61.17	38.83
10	16	15	6	18	307	15.42	5	1,991	171	136	55.70	44.30
8	14	15	6	18	296	14.87	6	1,991	156	140	52.70	47.30
5	22	15	6	17	294	14.77	7	1,991	191	103	64.97	35.03
10	16	15	6	15	294	14.77	8	1,991	164	130	55.78	44.22
10	23	15	6	17	294	14.77	9	1,991	150	144	51.02	48.98
9	20	15	1	12	293	14.72	10	1,991	134	159	45.73	54.27
8	16	15	1	12	292	14.67	11	1,991	168	124	57.53	42.47
11	29	15	1	15	292	14.67	12	1,991	155	137	53.08	46.92
8	14	15	6	16	290	14.57	13	1,991	116	174	40.00	60.00
10	16	15	6	16	288	14.47	14	1,991	166	122	57.64	42.36

MO	DY	YR	DAY OF WK	HR	HR VOL	PERCENT OF AADT	HOUR NUMBER	AADT	EAST VOLUME	WEST VOLUME	PERCENT EAST IS OF TOTAL VOLUME	PERCENT WEST IS OF TOTAL VOLUME
9	20	15	1	13	280	14.06	15	1,991	143	137	51.07	48.93
8	16	15	1	11	279	14.01	16	1,991	178	101	63.80	36.20
5	23	15	7	12	276	13.86	17	1,991	163	113	59.06	40.94
5	25	15	2	14	274	13.76	18	1,991	104	170	37.96	62.04
11	25	15	4	16	270	13.56	19	1,991	148	122	54.81	45.19
5	25	15	2	12	269	13.51	20	1,991	87	182	32.34	67.66
6	21	15	1	13	268	13.46	21	1,991	112	156	41.79	58.21
5	25	15	2	15	267	13.41	22	1,991	115	152	43.07	56.93
7	17	15	6	14	265	13.31	23	1,991	152	113	57.36	42.64
5	25	15	2	16	264	13.26	24	1,991	93	171	35.23	64.77
6	19	15	6	15	264	13.26	25	1,991	132	132	50.00	50.00
7	5	15	1	13	263	13.21	26	1,991	104	159	39.54	60.46
8	9	15	1	16	260	13.06	27	1,991	118	142	45.38	54.62
8	16	15	1	14	260	13.06	28	1,991	148	112	56.92	43.08
8	14	15	6	15	259	13.01	29	1,991	106	153	40.93	59.07
6	21	15	1	17	258	12.96	30	1,991	137	121	53.10	46.90
10	17	15	7	10	257	12.91	31	1,991	176	81	68.48	31.52
7	5	15	1	15	256	12.86	32	1,991	89	167	34.77	65.23
7	24	15	6	15	256	12.86	33	1,991	145	111	56.64	43.36
10	2	15	6	17	256	12.86	34	1,991	133	123	51.95	48.05
11	29	15	1	14	256	12.86	35	1,991	129	127	50.39	49.61
10	4	15	1	16	255	12.81	36	1,991	125	130	49.02	50.98
9	25	15	6	15	253	12.71	37	1,991	134	119	52.96	47.04
11	25	15	4	15	253	12.71	38	1,991	126	127	49.80	50.20
6	19	15	6	16	252	12.66	39	1,991	119	133	47.22	52.78
7	5	15	1	14	252	12.66	40	1,991	82	170	32.54	67.46
10	16	15	6	14	252	12.66	41	1,991	136	116	53.97	46.03
8	14	15	6	14	250	12.56	42	1,991	97	153	38.80	61.20
8	14	15	6	19	250	12.56	43	1,991	127	123	50.80	49.20
11	29	15	1	16	250	12.56	44	1,991	137	113	54.80	45.20
10	18	15	1	16	249	12.51	45	1,991	111	138	44.58	55.42
6	14	15	1	13	248	12.46	46	1,991	124	124	50.00	50.00
7	24	15	6	17	248	12.46	47	1,991	122	126	49.19	50.81
7	31	15	6	14	248	12.46	48	1,991	127	121	51.21	48.79
7	12	15	1	14	247	12.41	49	1,991	117	130	47.37	52.63
10	25	15	1	16	247	12.41	50	1,991	109	138	44.13	55.87
5	22	15	6	15	246	12.36	51	1,991	131	115	53.25	46.75
10	23	15	6	16	246	12.36	52	1,991	121	125	49.19	50.81
7	19	15	1	16	245	12.31	53	1,991	112	133	45.71	54.29
8	16	15	1	15	245	12.31	54	1,991	125	120	51.02	48.98
6	20	15	7	12	244	12.26	55	1,991	112	132	45.90	54.10
9	18	15	6	18	244	12.26	56	1,991	115	129	47.13	52.87
7	12	15	1	17	243	12.20	57	1,991	114	129	46.91	53.09
8	7	15	6	15	243	12.20	58	1,991	121	122	49.79	50.21
9	20	15	1	16	243	12.20	59	1,991	104	139	42.80	57.20
10	2	15	6	16	243	12.20	60	1,991	122	121	50.21	49.79
5	8	15	6	18	242	12.15	61	1,991	124	118	51.24	48.76
7	24	15	6	16	242	12.15	62	1,991	126	116	52.07	47.93
9	20	15	1	11	242	12.15	63	1,991	129	113	53.31	46.69

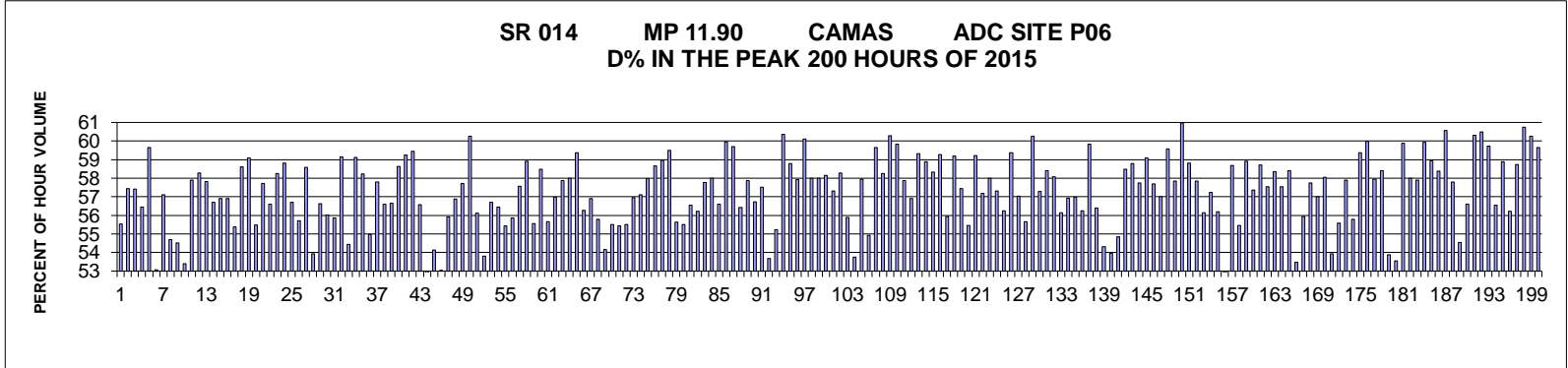
MO	DY	YR	DAY OF WK	HR	HR VOL	PERCENT OF AADT	HOUR NUMBER	AADT	EAST VOLUME	WEST VOLUME	PERCENT EAST IS OF TOTAL VOLUME	PERCENT WEST IS OF TOTAL VOLUME
10	9	15	6	16	242	12.15	64	1,991	125	117	51.65	48.35
5	22	15	6	18	240	12.05	65	1,991	131	109	54.58	45.42
6	12	15	6	16	240	12.05	66	1,991	141	99	58.75	41.25
9	18	15	6	17	240	12.05	67	1,991	135	105	56.25	43.75
9	25	15	6	17	240	12.05	68	1,991	118	122	49.17	50.83
10	4	15	1	17	240	12.05	69	1,991	98	142	40.83	59.17
5	8	15	6	16	239	12.00	70	1,991	112	127	46.86	53.14
9	20	15	1	17	239	12.00	71	1,991	120	119	50.21	49.79
4	17	15	6	17	238	11.95	72	1,991	139	99	58.40	41.60
4	24	15	6	18	238	11.95	73	1,991	114	124	47.90	52.10
5	22	15	6	16	238	11.95	74	1,991	128	110	53.78	46.22
5	25	15	2	11	238	11.95	75	1,991	83	155	34.87	65.13
6	19	15	6	14	238	11.95	76	1,991	120	118	50.42	49.58
7	26	15	1	14	238	11.95	77	1,991	113	125	47.48	52.52
4	3	15	6	16	237	11.90	78	1,991	124	113	52.32	47.68
5	10	15	1	13	237	11.90	79	1,991	100	137	42.19	57.81
6	20	15	7	11	237	11.90	80	1,991	119	118	50.21	49.79
9	11	15	6	16	237	11.90	81	1,991	139	98	58.65	41.35
9	20	15	1	14	237	11.90	82	1,991	122	115	51.48	48.52
7	5	15	1	12	236	11.85	83	1,991	67	169	28.39	71.61
8	14	15	6	13	236	11.85	84	1,991	102	134	43.22	56.78
9	11	15	6	14	236	11.85	85	1,991	108	128	45.76	54.24
9	11	15	6	17	236	11.85	86	1,991	134	102	56.78	43.22
11	25	15	4	14	236	11.85	87	1,991	113	123	47.88	52.12
2	13	15	6	17	235	11.80	88	1,991	127	108	54.04	45.96
7	16	15	5	16	235	11.80	89	1,991	114	121	48.51	51.49
8	23	15	1	16	235	11.80	90	1,991	103	132	43.83	56.17
10	16	15	6	13	235	11.80	91	1,991	129	106	54.89	45.11
11	29	15	1	13	235	11.80	92	1,991	94	141	40.00	60.00
5	23	15	7	15	234	11.75	93	1,991	135	99	57.69	42.31
7	12	15	1	13	234	11.75	94	1,991	104	130	44.44	55.56
7	23	15	5	15	234	11.75	95	1,991	95	139	40.60	59.40
7	26	15	1	15	234	11.75	96	1,991	108	126	46.15	53.85
8	13	15	5	11	234	11.75	97	1,991	114	120	48.72	51.28
8	16	15	1	17	234	11.75	98	1,991	113	121	48.29	51.71
9	18	15	6	14	234	11.75	99	1,991	129	105	55.13	44.87
9	25	15	6	14	234	11.75	100	1,991	132	102	56.41	43.59
9	25	15	6	16	234	11.75	101	1,991	116	118	49.57	50.43
10	11	15	1	16	234	11.75	102	1,991	110	124	47.01	52.99
10	16	15	6	11	234	11.75	103	1,991	133	101	56.84	43.16
10	18	15	1	12	234	11.75	104	1,991	86	148	36.75	63.25
5	10	15	1	12	233	11.70	105	1,991	83	150	35.62	64.38
6	19	15	6	17	233	11.70	106	1,991	122	111	52.36	47.64
6	21	15	1	16	233	11.70	107	1,991	104	129	44.64	55.36
6	26	15	6	11	232	11.65	108	1,991	123	109	53.02	46.98
10	23	15	6	18	232	11.65	109	1,991	109	123	46.98	53.02
6	14	15	1	12	231	11.60	110	1,991	99	132	42.86	57.14
6	14	15	1	16	231	11.60	111	1,991	130	101	56.28	43.72
6	19	15	6	18	231	11.60	112	1,991	104	127	45.02	54.98

MO	DY	YR	DAY OF WK	HR	HR VOL	PERCENT OF AADT	HOUR NUMBER	AADT	EAST VOLUME	WEST VOLUME	PERCENT EAST IS OF TOTAL VOLUME	PERCENT WEST IS OF TOTAL VOLUME
6	21	15	1	14	231	11.60	113	1,991	110	121	47.62	52.38
7	19	15	1	13	231	11.60	114	1,991	105	126	45.45	54.55
7	26	15	1	16	231	11.60	115	1,991	124	107	53.68	46.32
10	9	15	6	17	231	11.60	116	1,991	125	106	54.11	45.89
5	3	15	1	16	230	11.55	117	1,991	106	124	46.09	53.91
6	21	15	1	15	230	11.55	118	1,991	109	121	47.39	52.61
8	7	15	6	12	230	11.55	119	1,991	108	122	46.96	53.04
8	21	15	6	16	230	11.55	120	1,991	122	108	53.04	46.96
9	18	15	6	15	230	11.55	121	1,991	124	106	53.91	46.09
10	18	15	1	15	229	11.50	122	1,991	85	144	37.12	62.88
5	25	15	2	17	228	11.45	123	1,991	99	129	43.42	56.58
6	12	15	6	15	228	11.45	124	1,991	133	95	58.33	41.67
6	26	15	6	16	228	11.45	125	1,991	130	98	57.02	42.98
8	23	15	1	17	228	11.45	126	1,991	95	133	41.67	58.33
3	22	15	1	18	227	11.40	127	1,991	113	114	49.78	50.22
6	5	15	6	16	227	11.40	128	1,991	103	124	45.37	54.63
7	5	15	1	16	227	11.40	129	1,991	85	142	37.44	62.56
7	19	15	1	12	227	11.40	130	1,991	106	121	46.70	53.30
8	2	15	1	14	227	11.40	131	1,991	99	128	43.61	56.39
8	7	15	6	17	227	11.40	132	1,991	109	118	48.02	51.98
8	9	15	1	12	227	11.40	133	1,991	108	119	47.58	52.42
8	9	15	1	18	227	11.40	134	1,991	103	124	45.37	54.63
10	18	15	1	14	227	11.40	135	1,991	94	133	41.41	58.59
4	5	15	1	17	226	11.35	136	1,991	110	116	48.67	51.33
5	8	15	6	15	226	11.35	137	1,991	128	98	56.64	43.36
5	15	15	6	17	226	11.35	138	1,991	105	121	46.46	53.54
7	19	15	1	14	226	11.35	139	1,991	111	115	49.12	50.88
7	19	15	1	15	226	11.35	140	1,991	100	126	44.25	55.75
8	16	15	1	16	226	11.35	141	1,991	124	102	54.87	45.13
10	2	15	6	15	226	11.35	142	1,991	108	118	47.79	52.21
11	6	15	6	17	226	11.35	143	1,991	139	87	61.50	38.50
6	21	15	1	18	225	11.30	144	1,991	124	101	55.11	44.89
8	7	15	6	14	225	11.30	145	1,991	105	120	46.67	53.33
8	14	15	6	11	225	11.30	146	1,991	106	119	47.11	52.89
6	21	15	1	12	224	11.25	147	1,991	103	121	45.98	54.02
6	26	15	6	14	224	11.25	148	1,991	114	110	50.89	49.11
8	9	15	1	15	224	11.25	149	1,991	96	128	42.86	57.14
9	13	15	1	15	224	11.25	150	1,991	117	107	52.23	47.77
3	22	15	1	16	223	11.20	151	1,991	127	96	56.95	43.05
3	27	15	6	17	223	11.20	152	1,991	112	111	50.22	49.78
5	8	15	6	17	223	11.20	153	1,991	116	107	52.02	47.98
8	21	15	6	13	223	11.20	154	1,991	132	91	59.19	40.81
8	23	15	1	15	223	11.20	155	1,991	97	126	43.50	56.50
8	28	15	6	16	223	11.20	156	1,991	103	120	46.19	53.81
9	18	15	6	16	223	11.20	157	1,991	116	107	52.02	47.98
10	16	15	6	19	223	11.20	158	1,991	128	95	57.40	42.60
5	15	15	6	15	222	11.15	159	1,991	118	104	53.15	46.85
5	17	15	1	16	222	11.15	160	1,991	105	117	47.30	52.70
5	23	15	7	10	222	11.15	161	1,991	95	127	42.79	57.21

MO	DY	YR	DAY OF WK	HR	HR VOL	PERCENT OF AADT	HOUR NUMBER	AADT	EAST VOLUME	WEST VOLUME	PERCENT EAST IS OF TOTAL VOLUME	PERCENT WEST IS OF TOTAL VOLUME
7	3	15	6	15	222	11.15	162	1,991	124	98	55.86	44.14
7	10	15	6	15	222	11.15	163	1,991	118	104	53.15	46.85
7	26	15	1	13	222	11.15	164	1,991	104	118	46.85	53.15
8	7	15	6	16	222	11.15	165	1,991	103	119	46.40	53.60
8	9	15	1	17	222	11.15	166	1,991	91	131	40.99	59.01
10	18	15	1	13	222	11.15	167	1,991	86	136	38.74	61.26
10	25	15	1	17	222	11.15	168	1,991	111	111	50.00	50.00
5	3	15	1	17	221	11.10	169	1,991	96	125	43.44	56.56
5	22	15	6	12	221	11.10	170	1,991	113	108	51.13	48.87
5	22	15	6	14	221	11.10	171	1,991	120	101	54.30	45.70
6	5	15	6	15	221	11.10	172	1,991	103	118	46.61	53.39
6	20	15	7	15	221	11.10	173	1,991	113	108	51.13	48.87
8	2	15	1	15	221	11.10	174	1,991	97	124	43.89	56.11
8	14	15	6	12	221	11.10	175	1,991	80	141	36.20	63.80
8	21	15	6	17	221	11.10	176	1,991	100	121	45.25	54.75
4	5	15	1	18	220	11.05	177	1,991	122	98	55.45	44.55
5	30	15	7	12	220	11.05	178	1,991	115	105	52.27	47.73
8	2	15	1	16	220	11.05	179	1,991	99	121	45.00	55.00
5	15	15	6	16	219	11.00	180	1,991	114	105	52.05	47.95
6	14	15	1	18	219	11.00	181	1,991	119	100	54.34	45.66
7	17	15	6	12	219	11.00	182	1,991	119	100	54.34	45.66
7	17	15	6	15	219	11.00	183	1,991	123	96	56.16	43.84
7	17	15	6	17	219	11.00	184	1,991	106	113	48.40	51.60
7	23	15	5	17	219	11.00	185	1,991	114	105	52.05	47.95
8	2	15	1	13	219	11.00	186	1,991	112	107	51.14	48.86
9	11	15	6	15	219	11.00	187	1,991	104	115	47.49	52.51
6	5	15	6	17	218	10.95	188	1,991	107	111	49.08	50.92
6	28	15	1	12	218	10.95	189	1,991	98	120	44.95	55.05
7	24	15	6	14	218	10.95	190	1,991	115	103	52.75	47.25
8	7	15	6	18	218	10.95	191	1,991	117	101	53.67	46.33
6	28	15	1	15	217	10.90	192	1,991	113	104	52.07	47.93
7	3	15	6	12	217	10.90	193	1,991	115	102	53.00	47.00
7	31	15	6	15	217	10.90	194	1,991	114	103	52.53	47.47
8	9	15	1	13	217	10.90	195	1,991	105	112	48.39	51.61
8	15	15	7	15	217	10.90	196	1,991	104	113	47.93	52.07
10	2	15	6	14	217	10.90	197	1,991	117	100	53.92	46.08
10	17	15	7	11	217	10.90	198	1,991	119	98	54.84	45.16
11	6	15	6	14	217	10.90	199	1,991	123	94	56.68	43.32
11	25	15	4	17	217	10.90	200	1,991	125	92	57.60	42.40



AADT= 42313 K 30 FACTOR= 9.14 K 100 FACTOR= 8.9 K 200 FACTOR= 8.71 D 30 FACTOR= 56.02



MO	DY	YR	DAY OF WK	HR	HR VOL	PERCENT OF AADT	HOUR NUMBER	AADT	EAST VOLUME	WEST VOLUME	PERCENT EAST IS OF TOTAL VOLUME	PERCENT WEST IS OF TOTAL VOLUME
10	2	15	6	17	4,027	9.52	1	42,313	2,236	1,791	55.53	44.47
11	6	15	6	17	4,019	9.50	2	42,313	2,309	1,710	57.45	42.55
5	8	15	6	17	4,017	9.49	3	42,313	2,306	1,711	57.41	42.59
5	29	15	6	18	4,007	9.47	4	42,313	2,262	1,745	56.45	43.55
9	24	15	5	18	3,966	9.37	5	42,313	2,366	1,600	59.66	40.34
10	23	15	6	17	3,944	9.32	6	42,313	2,093	1,851	53.07	46.93
5	15	15	6	17	3,943	9.32	7	42,313	2,252	1,691	57.11	42.89
9	11	15	6	17	3,937	9.30	8	42,313	2,153	1,784	54.69	45.31
6	5	15	6	17	3,926	9.28	9	42,313	2,140	1,786	54.51	45.49
5	8	15	6	16	3,912	9.25	10	42,313	2,089	1,823	53.40	46.60
5	28	15	5	17	3,909	9.24	11	42,313	2,263	1,646	57.89	42.11
10	21	15	4	18	3,906	9.23	12	42,313	2,276	1,630	58.27	41.73
9	18	15	6	18	3,905	9.23	13	42,313	2,258	1,647	57.82	42.18
6	12	15	6	17	3,903	9.22	14	42,313	2,213	1,690	56.70	43.30

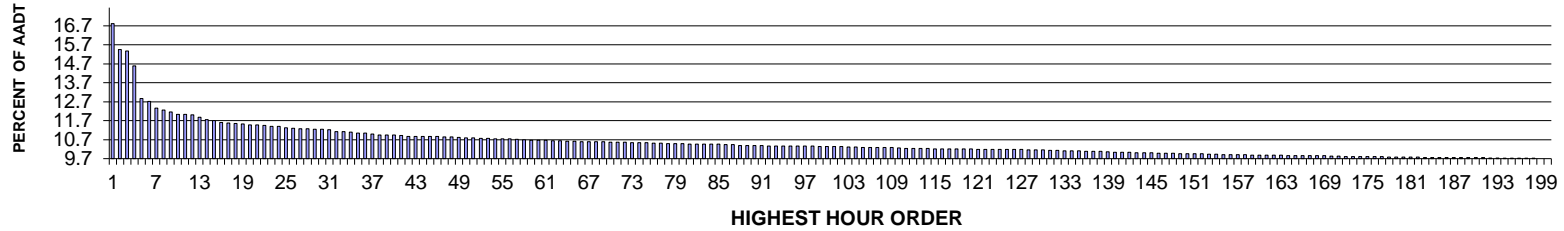
MO	DY	YR	DAY OF WK	HR	HR VOL	PERCENT OF AADT	HOUR NUMBER	AADT	EAST VOLUME	WEST VOLUME	PERCENT EAST IS OF TOTAL VOLUME	PERCENT WEST IS OF TOTAL VOLUME
9	29	15	3	18	3,898	9.21	15	42,313	2,218	1,680	56.90	43.10
6	5	15	6	18	3,891	9.20	16	42,313	2,214	1,677	56.90	43.10
9	4	15	6	17	3,885	9.18	17	42,313	2,152	1,733	55.39	44.61
5	27	15	4	17	3,883	9.18	18	42,313	2,276	1,607	58.61	41.39
9	22	15	3	18	3,883	9.18	19	42,313	2,295	1,588	59.10	40.90
10	28	15	4	17	3,882	9.17	20	42,313	2,154	1,728	55.49	44.51
5	1	15	6	17	3,879	9.17	21	42,313	2,239	1,640	57.72	42.28
11	20	15	6	17	3,879	9.17	22	42,313	2,196	1,683	56.61	43.39
10	8	15	5	18	3,878	9.17	23	42,313	2,259	1,619	58.25	41.75
6	11	15	5	18	3,875	9.16	24	42,313	2,279	1,596	58.81	41.19
10	1	15	5	18	3,873	9.15	25	42,313	2,196	1,677	56.70	43.30
3	27	15	6	17	3,872	9.15	26	42,313	2,157	1,715	55.71	44.29
9	23	15	4	18	3,871	9.15	27	42,313	2,268	1,603	58.59	41.41
10	16	15	6	16	3,869	9.14	28	42,313	2,087	1,782	53.94	46.06
5	29	15	6	17	3,868	9.14	29	42,313	2,190	1,678	56.62	43.38
9	25	15	6	17	3,868	9.14	30	42,313	2,167	1,701	56.02	43.98
5	22	15	6	17	3,860	9.12	31	42,313	2,156	1,704	55.85	44.15
4	22	15	4	17	3,858	9.12	32	42,313	2,282	1,576	59.15	40.85
10	23	15	6	16	3,857	9.12	33	42,313	2,100	1,757	54.45	45.55
6	4	15	5	18	3,856	9.11	34	42,313	2,280	1,576	59.13	40.87
10	14	15	4	18	3,856	9.11	35	42,313	2,245	1,611	58.22	41.78
5	1	15	6	16	3,852	9.10	36	42,313	2,117	1,735	54.96	45.04
6	10	15	4	17	3,851	9.10	37	42,313	2,226	1,625	57.80	42.20
10	16	15	6	17	3,851	9.10	38	42,313	2,180	1,671	56.61	43.39
8	18	15	3	18	3,849	9.10	39	42,313	2,180	1,669	56.64	43.36
9	22	15	3	17	3,849	9.10	40	42,313	2,257	1,592	58.64	41.36
10	6	15	3	18	3,849	9.10	41	42,313	2,280	1,569	59.24	40.76
12	4	15	6	18	3,849	9.10	42	42,313	2,288	1,561	59.44	40.56
5	28	15	5	18	3,846	9.09	43	42,313	2,176	1,670	56.58	43.42
9	25	15	6	16	3,846	9.09	44	42,313	2,025	1,821	52.65	47.35
7	24	15	6	16	3,841	9.08	45	42,313	2,079	1,762	54.13	45.87
12	18	15	6	16	3,841	9.08	46	42,313	2,037	1,804	53.03	46.97
6	18	15	5	18	3,840	9.08	47	42,313	2,147	1,693	55.91	44.09
6	11	15	5	17	3,839	9.07	48	42,313	2,184	1,655	56.89	43.11
9	11	15	6	18	3,836	9.07	49	42,313	2,214	1,622	57.72	42.28
9	16	15	4	18	3,836	9.07	50	42,313	2,312	1,524	60.27	39.73
4	16	15	5	17	3,835	9.06	51	42,313	2,152	1,683	56.11	43.89
5	29	15	6	16	3,833	9.06	52	42,313	2,062	1,771	53.80	46.20
6	17	15	4	18	3,832	9.06	53	42,313	2,173	1,659	56.71	43.29
4	16	15	5	18	3,827	9.04	54	42,313	2,160	1,667	56.44	43.56
11	10	15	3	16	3,827	9.04	55	42,313	2,121	1,706	55.42	44.58
9	30	15	4	17	3,826	9.04	56	42,313	2,137	1,689	55.85	44.15
4	30	15	5	17	3,825	9.04	57	42,313	2,202	1,623	57.57	42.43
10	22	15	5	18	3,824	9.04	58	42,313	2,253	1,571	58.92	41.08
9	18	15	6	16	3,823	9.04	59	42,313	2,124	1,699	55.56	44.44
10	16	15	6	18	3,823	9.04	60	42,313	2,236	1,587	58.49	41.51
9	18	15	6	17	3,822	9.03	61	42,313	2,127	1,695	55.65	44.35
10	6	15	3	17	3,822	9.03	62	42,313	2,178	1,644	56.99	43.01
7	8	15	4	17	3,821	9.03	63	42,313	2,211	1,610	57.86	42.14

MO	DY	YR	DAY OF WK	HR	HR VOL	PERCENT OF AADT	HOUR NUMBER	AADT	EAST VOLUME	WEST VOLUME	PERCENT EAST IS OF TOTAL VOLUME	PERCENT WEST IS OF TOTAL VOLUME
9	16	15	4	17	3,821	9.03	64	42,313	2,216	1,605	58.00	42.00
12	4	15	6	17	3,821	9.03	65	42,313	2,269	1,552	59.38	40.62
9	30	15	4	18	3,817	9.02	66	42,313	2,148	1,669	56.27	43.73
12	15	15	3	17	3,817	9.02	67	42,313	2,172	1,645	56.90	43.10
6	18	15	5	17	3,815	9.02	68	42,313	2,128	1,687	55.78	44.22
5	22	15	6	16	3,813	9.01	69	42,313	2,065	1,748	54.16	45.84
4	17	15	6	17	3,812	9.01	70	42,313	2,116	1,696	55.51	44.49
10	22	15	5	17	3,811	9.01	71	42,313	2,113	1,698	55.44	44.56
10	2	15	6	16	3,809	9.00	72	42,313	2,114	1,695	55.50	44.50
9	29	15	3	17	3,808	9.00	73	42,313	2,169	1,639	56.96	43.04
6	12	15	6	18	3,805	8.99	74	42,313	2,173	1,632	57.11	42.89
7	13	15	2	17	3,800	8.98	75	42,313	2,203	1,597	57.97	42.03
6	8	15	2	17	3,799	8.98	76	42,313	2,228	1,571	58.65	41.35
6	10	15	4	18	3,799	8.98	77	42,313	2,240	1,559	58.96	41.04
9	9	15	4	18	3,795	8.97	78	42,313	2,258	1,537	59.50	40.50
5	15	15	6	16	3,793	8.96	79	42,313	2,110	1,683	55.63	44.37
6	5	15	6	16	3,793	8.96	80	42,313	2,105	1,688	55.50	44.50
10	21	15	4	17	3,791	8.96	81	42,313	2,144	1,647	56.55	43.45
10	23	15	6	18	3,791	8.96	82	42,313	2,131	1,660	56.21	43.79
9	10	15	5	17	3,788	8.95	83	42,313	2,188	1,600	57.76	42.24
9	10	15	5	18	3,784	8.94	84	42,313	2,195	1,589	58.01	41.99
5	7	15	5	17	3,780	8.93	85	42,313	2,139	1,641	56.59	43.41
9	8	15	3	18	3,779	8.93	86	42,313	2,266	1,513	59.96	40.04
4	20	15	2	17	3,775	8.92	87	42,313	2,254	1,521	59.71	40.29
7	23	15	5	18	3,774	8.92	88	42,313	2,129	1,645	56.41	43.59
5	15	15	6	18	3,773	8.92	89	42,313	2,183	1,590	57.86	42.14
3	26	15	5	17	3,772	8.91	90	42,313	2,140	1,632	56.73	43.27
6	3	15	4	17	3,771	8.91	91	42,313	2,169	1,602	57.52	42.48
9	11	15	6	16	3,771	8.91	92	42,313	2,024	1,747	53.67	46.33
10	1	15	5	17	3,770	8.91	93	42,313	2,082	1,688	55.23	44.77
9	2	15	4	18	3,769	8.91	94	42,313	2,275	1,494	60.36	39.64
4	30	15	5	18	3,768	8.91	95	42,313	2,215	1,553	58.78	41.22
7	7	15	3	18	3,768	8.91	96	42,313	2,182	1,586	57.91	42.09
5	5	15	3	18	3,767	8.90	97	42,313	2,264	1,503	60.10	39.90
6	9	15	3	17	3,767	8.90	98	42,313	2,185	1,582	58.00	42.00
6	4	15	5	17	3,765	8.90	99	42,313	2,184	1,581	58.01	41.99
10	15	15	5	18	3,764	8.90	100	42,313	2,189	1,575	58.16	41.84
11	6	15	6	18	3,763	8.89	101	42,313	2,157	1,606	57.32	42.68
5	20	15	4	17	3,761	8.89	102	42,313	2,192	1,569	58.28	41.72
9	24	15	5	17	3,760	8.89	103	42,313	2,101	1,659	55.88	44.12
5	7	15	5	16	3,759	8.88	104	42,313	2,021	1,738	53.76	46.24
8	3	15	2	18	3,759	8.88	105	42,313	2,178	1,581	57.94	42.06
12	18	15	6	17	3,759	8.88	106	42,313	2,065	1,694	54.93	45.07
4	21	15	3	17	3,758	8.88	107	42,313	2,242	1,516	59.66	40.34
5	21	15	5	17	3,756	8.88	108	42,313	2,188	1,568	58.25	41.75
6	3	15	4	18	3,756	8.88	109	42,313	2,264	1,492	60.28	39.72
7	10	15	6	17	3,756	8.88	110	42,313	2,247	1,509	59.82	40.18
8	4	15	3	18	3,754	8.87	111	42,313	2,173	1,581	57.88	42.12
8	25	15	3	18	3,754	8.87	112	42,313	2,136	1,618	56.90	43.10

MO	DY	YR	DAY OF WK	HR	HR VOL	PERCENT OF AADT	HOUR NUMBER	AADT	EAST VOLUME	WEST VOLUME	PERCENT EAST IS OF TOTAL VOLUME	PERCENT WEST IS OF TOTAL VOLUME
5	6	15	4	18	3,753	8.87	113	42,313	2,226	1,527	59.31	40.69
6	23	15	3	18	3,752	8.87	114	42,313	2,209	1,543	58.88	41.12
8	20	15	5	18	3,752	8.87	115	42,313	2,189	1,563	58.34	41.66
5	6	15	4	17	3,751	8.86	116	42,313	2,223	1,528	59.26	40.74
10	2	15	6	18	3,751	8.86	117	42,313	2,098	1,653	55.93	44.07
10	7	15	4	18	3,749	8.86	118	42,313	2,219	1,530	59.19	40.81
10	8	15	5	17	3,749	8.86	119	42,313	2,153	1,596	57.43	42.57
10	13	15	3	17	3,749	8.86	120	42,313	2,079	1,670	55.45	44.55
5	27	15	4	18	3,748	8.86	121	42,313	2,220	1,528	59.23	40.77
9	25	15	6	18	3,748	8.86	122	42,313	2,143	1,605	57.18	42.82
5	1	15	6	18	3,747	8.86	123	42,313	2,173	1,574	57.99	42.01
8	5	15	4	18	3,746	8.85	124	42,313	2,147	1,599	57.31	42.69
8	26	15	4	17	3,746	8.85	125	42,313	2,107	1,639	56.25	43.75
4	29	15	4	17	3,745	8.85	126	42,313	2,223	1,522	59.36	40.64
10	20	15	3	17	3,744	8.85	127	42,313	2,135	1,609	57.02	42.98
10	9	15	6	16	3,741	8.84	128	42,313	2,082	1,659	55.65	44.35
5	18	15	2	18	3,740	8.84	129	42,313	2,254	1,486	60.27	39.73
5	8	15	6	18	3,739	8.84	130	42,313	2,142	1,597	57.29	42.71
9	21	15	2	18	3,739	8.84	131	42,313	2,184	1,555	58.41	41.59
5	14	15	5	18	3,738	8.83	132	42,313	2,171	1,567	58.08	41.92
10	28	15	4	18	3,737	8.83	133	42,313	2,098	1,639	56.14	43.86
11	18	15	4	17	3,737	8.83	134	42,313	2,127	1,610	56.92	43.08
11	20	15	6	18	3,737	8.83	135	42,313	2,129	1,608	56.97	43.03
2	12	15	5	17	3,736	8.83	136	42,313	2,101	1,635	56.24	43.76
12	16	15	4	18	3,735	8.83	137	42,313	2,235	1,500	59.84	40.16
9	4	15	6	16	3,734	8.82	138	42,313	2,106	1,628	56.40	43.60
11	5	15	5	16	3,734	8.82	139	42,313	2,028	1,706	54.31	45.69
10	8	15	5	16	3,733	8.82	140	42,313	2,014	1,719	53.95	46.05
11	13	15	6	17	3,733	8.82	141	42,313	2,047	1,686	54.84	45.16
5	20	15	4	18	3,732	8.82	142	42,313	2,183	1,549	58.49	41.51
9	3	15	5	18	3,731	8.82	143	42,313	2,193	1,538	58.78	41.22
5	18	15	2	17	3,730	8.82	144	42,313	2,154	1,576	57.75	42.25
6	9	15	3	18	3,730	8.82	145	42,313	2,204	1,526	59.09	40.91
11	19	15	5	17	3,730	8.82	146	42,313	2,152	1,578	57.69	42.31
9	9	15	4	17	3,728	8.81	147	42,313	2,125	1,603	57.00	43.00
4	27	15	2	18	3,727	8.81	148	42,313	2,220	1,507	59.57	40.43
9	23	15	4	17	3,724	8.80	149	42,313	2,154	1,570	57.84	42.16
9	28	15	2	18	3,724	8.80	150	42,313	2,271	1,453	60.98	39.02
4	21	15	3	18	3,722	8.80	151	42,313	2,189	1,533	58.81	41.19
6	17	15	4	17	3,719	8.79	152	42,313	2,151	1,568	57.84	42.16
2	13	15	6	17	3,718	8.79	153	42,313	2,087	1,631	56.13	43.87
6	15	15	2	17	3,716	8.78	154	42,313	2,127	1,589	57.24	42.76
10	1	15	5	16	3,716	8.78	155	42,313	2,088	1,628	56.19	43.81
11	20	15	6	16	3,716	8.78	156	42,313	1,885	1,831	50.73	49.27
2	11	15	4	17	3,715	8.78	157	42,313	2,180	1,535	58.68	41.32
6	12	15	6	16	3,715	8.78	158	42,313	2,060	1,655	55.45	44.55
6	16	15	3	18	3,715	8.78	159	42,313	2,189	1,526	58.92	41.08
7	8	15	4	18	3,715	8.78	160	42,313	2,131	1,584	57.36	42.64
7	1	15	4	18	3,714	8.78	161	42,313	2,181	1,533	58.72	41.28

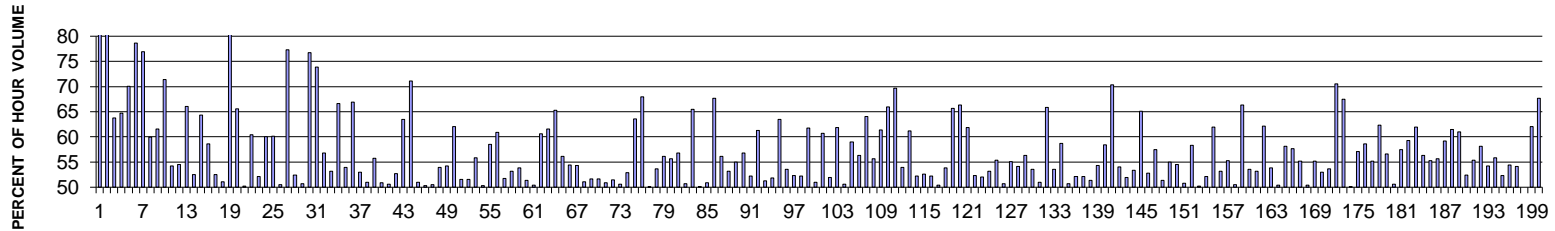
MO	DY	YR	DAY OF WK	HR	HR VOL	PERCENT OF AADT	HOUR NUMBER	AADT	EAST VOLUME	WEST VOLUME	PERCENT EAST IS OF TOTAL VOLUME	PERCENT WEST IS OF TOTAL VOLUME
3	27	15	6	18	3,713	8.78	162	42,313	2,137	1,576	57.55	42.45
10	29	15	5	17	3,713	8.78	163	42,313	2,167	1,546	58.36	41.64
11	10	15	3	17	3,713	8.78	164	42,313	2,137	1,576	57.55	42.45
8	19	15	4	18	3,712	8.77	165	42,313	2,168	1,544	58.41	41.59
12	15	15	3	16	3,712	8.77	166	42,313	1,985	1,727	53.48	46.52
1	30	15	6	18	3,709	8.77	167	42,313	2,075	1,634	55.94	44.06
4	23	15	5	17	3,709	8.77	168	42,313	2,142	1,567	57.75	42.25
7	24	15	6	17	3,709	8.77	169	42,313	2,114	1,595	57.00	43.00
4	15	15	4	17	3,708	8.76	170	42,313	2,152	1,556	58.04	41.96
6	4	15	5	16	3,708	8.76	171	42,313	2,000	1,708	53.94	46.06
10	15	15	5	17	3,708	8.76	172	42,313	2,061	1,647	55.58	44.42
5	14	15	5	17	3,707	8.76	173	42,313	2,146	1,561	57.89	42.11
9	30	15	4	16	3,707	8.76	174	42,313	2,068	1,639	55.79	44.21
10	5	15	2	18	3,707	8.76	175	42,313	2,201	1,506	59.37	40.63
4	22	15	4	18	3,706	8.76	176	42,313	2,223	1,483	59.98	40.02
6	16	15	3	17	3,706	8.76	177	42,313	2,148	1,558	57.96	42.04
9	15	15	3	18	3,704	8.75	178	42,313	2,163	1,541	58.40	41.60
11	6	15	6	16	3,704	8.75	179	42,313	1,996	1,708	53.89	46.11
2	13	15	6	16	3,703	8.75	180	42,313	1,983	1,720	53.55	46.45
6	8	15	2	18	3,703	8.75	181	42,313	2,217	1,486	59.87	40.13
7	21	15	3	18	3,703	8.75	182	42,313	2,148	1,555	58.01	41.99
7	10	15	6	18	3,701	8.75	183	42,313	2,143	1,558	57.90	42.10
5	26	15	3	18	3,700	8.74	184	42,313	2,217	1,483	59.92	40.08
6	15	15	2	18	3,700	8.74	185	42,313	2,181	1,519	58.95	41.05
7	15	15	4	18	3,699	8.74	186	42,313	2,160	1,539	58.39	41.61
5	4	15	2	18	3,697	8.74	187	42,313	2,239	1,458	60.56	39.44
8	24	15	2	17	3,696	8.73	188	42,313	2,136	1,560	57.79	42.21
10	30	15	6	16	3,696	8.73	189	42,313	2,016	1,680	54.55	45.45
11	5	15	5	17	3,694	8.73	190	42,313	2,091	1,603	56.61	43.39
9	17	15	5	18	3,693	8.73	191	42,313	2,227	1,466	60.30	39.70
10	20	15	3	18	3,692	8.73	192	42,313	2,233	1,459	60.48	39.52
2	10	15	3	18	3,691	8.72	193	42,313	2,205	1,486	59.74	40.26
12	9	15	4	17	3,691	8.72	194	42,313	2,087	1,604	56.54	43.46
1	12	15	2	17	3,690	8.72	195	42,313	2,173	1,517	58.89	41.11
1	16	15	6	17	3,690	8.72	196	42,313	2,075	1,615	56.23	43.77
11	24	15	3	17	3,689	8.72	197	42,313	2,167	1,522	58.74	41.26
6	2	15	3	18	3,688	8.72	198	42,313	2,240	1,448	60.74	39.26
10	29	15	5	18	3,688	8.72	199	42,313	2,222	1,466	60.25	39.75
9	1	15	3	17	3,686	8.71	200	42,313	2,199	1,487	59.66	40.34

**SR 014 MP 17.70 WASHOUGAL ADC SITE P07
K FOR PEAK 200 HOURS OF 2015**



AADT= 6704 K 30 FACTOR= 11.28 K 100 FACTOR= 10.38 K 200 FACTOR= 9.74 D 30 FACTOR= 76.72

**SR 014 MP 17.70 WASHOUGAL ADC SITE P07
D % IN THE PEAK 200 HOURS OF 2015**



MO	DY	YR	DAY OF WK	HR	HR VOL	PERCENT OF AADT	HOUR NUMBER	AADT	EAST VOLUME	WEST VOLUME	PERCENT EAST IS OF TOTAL VOLUME	PERCENT WEST IS OF TOTAL VOLUME
5	25	15	2	19	1,130	16.86	1	6,704	166	964	14.69	85.31
5	25	15	2	18	1,038	15.48	2	6,704	179	859	17.24	82.76
7	17	15	6	17	1,033	15.41	3	6,704	659	374	63.79	36.21
7	17	15	6	16	981	14.63	4	6,704	635	346	64.73	35.27
5	25	15	2	16	866	12.92	5	6,704	259	607	29.91	70.09
5	25	15	2	17	855	12.75	6	6,704	183	672	21.40	78.60
5	3	15	1	18	832	12.41	7	6,704	192	640	23.08	76.92
5	25	15	2	14	824	12.29	8	6,704	330	494	40.05	59.95
7	17	15	6	15	818	12.20	9	6,704	504	314	61.61	38.39
5	3	15	1	17	810	12.08	10	6,704	232	578	28.64	71.36
9	18	15	6	17	810	12.08	11	6,704	439	371	54.20	45.80
5	25	15	2	13	807	12.04	12	6,704	367	440	45.48	54.52
5	25	15	2	15	799	11.92	13	6,704	271	528	33.92	66.08
5	22	15	6	17	791	11.80	14	6,704	415	376	52.47	47.53

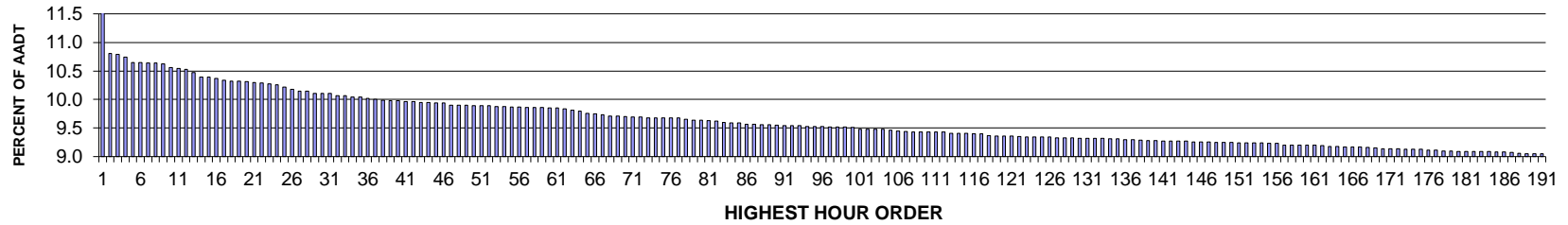
MO	DY	YR	DAY OF WK	HR	HR VOL	PERCENT OF AADT	HOUR NUMBER	AADT	EAST VOLUME	WEST VOLUME	PERCENT EAST IS OF TOTAL VOLUME	PERCENT WEST IS OF TOTAL VOLUME
9	7	15	2	16	788	11.75	15	6,704	281	507	35.66	64.34
6	7	15	1	16	781	11.65	16	6,704	323	458	41.36	58.64
9	18	15	6	16	779	11.62	17	6,704	409	370	52.50	47.50
6	21	15	1	14	777	11.59	18	6,704	380	397	48.91	51.09
5	25	15	2	20	776	11.58	19	6,704	118	658	15.21	84.79
5	3	15	1	16	773	11.53	20	6,704	266	507	34.41	65.59
9	18	15	6	18	773	11.53	21	6,704	388	385	50.19	49.81
9	7	15	2	15	771	11.50	22	6,704	305	466	39.56	60.44
6	7	15	1	14	766	11.43	23	6,704	367	399	47.91	52.09
7	17	15	6	14	766	11.43	24	6,704	460	306	60.05	39.95
4	19	15	1	15	762	11.37	25	6,704	304	458	39.90	60.10
5	3	15	1	14	760	11.34	26	6,704	376	384	49.47	50.53
5	3	15	1	19	759	11.32	27	6,704	172	587	22.66	77.34
7	10	15	6	17	758	11.31	28	6,704	397	361	52.37	47.63
5	2	15	7	14	756	11.28	29	6,704	383	373	50.66	49.34
9	7	15	2	18	756	11.28	30	6,704	176	580	23.28	76.72
9	7	15	2	17	755	11.26	31	6,704	197	558	26.09	73.91
7	17	15	6	18	748	11.16	32	6,704	425	323	56.82	43.18
9	7	15	2	14	748	11.16	33	6,704	350	398	46.79	53.21
4	19	15	1	16	746	11.13	34	6,704	249	497	33.38	66.62
5	8	15	6	17	744	11.10	35	6,704	343	401	46.10	53.90
3	4	15	4	18	743	11.08	36	6,704	497	246	66.89	33.11
4	19	15	1	14	740	11.04	37	6,704	348	392	47.03	52.97
5	1	15	6	17	737	10.99	38	6,704	376	361	51.02	48.98
6	13	15	7	16	737	10.99	39	6,704	326	411	44.23	55.77
6	21	15	1	13	737	10.99	40	6,704	362	375	49.12	50.88
10	16	15	6	17	735	10.96	41	6,704	363	372	49.39	50.61
6	12	15	6	17	732	10.92	42	6,704	346	386	47.27	52.73
2	15	15	1	16	731	10.90	43	6,704	267	464	36.53	63.47
4	19	15	1	17	731	10.90	44	6,704	211	520	28.86	71.14
9	11	15	6	18	731	10.90	45	6,704	358	373	48.97	51.03
11	6	15	6	17	731	10.90	46	6,704	368	363	50.34	49.66
4	19	15	1	13	730	10.89	47	6,704	361	369	49.45	50.55
11	25	15	4	17	730	10.89	48	6,704	336	394	46.03	53.97
7	19	15	1	14	728	10.86	49	6,704	333	395	45.74	54.26
4	18	15	7	12	727	10.84	50	6,704	451	276	62.04	37.96
6	14	15	1	14	727	10.84	51	6,704	352	375	48.42	51.58
5	3	15	1	13	725	10.81	52	6,704	374	351	51.59	48.41
5	10	15	1	13	725	10.81	53	6,704	405	320	55.86	44.14
5	10	15	1	14	723	10.78	54	6,704	364	359	50.35	49.65
6	7	15	1	15	723	10.78	55	6,704	300	423	41.49	58.51
6	21	15	1	15	723	10.78	56	6,704	283	440	39.14	60.86
6	7	15	1	13	721	10.75	57	6,704	348	373	48.27	51.73
6	5	15	6	17	720	10.74	58	6,704	337	383	46.81	53.19
9	7	15	2	13	719	10.72	59	6,704	387	332	53.82	46.18
5	25	15	2	12	718	10.71	60	6,704	369	349	51.39	48.61
10	16	15	6	16	718	10.71	61	6,704	362	356	50.42	49.58
4	18	15	7	16	716	10.68	62	6,704	282	434	39.39	60.61
5	9	15	7	17	716	10.68	63	6,704	275	441	38.41	61.59

MO	DY	YR	DAY OF WK	HR	HR VOL	PERCENT OF AADT	HOUR NUMBER	AADT	EAST VOLUME	WEST VOLUME	PERCENT EAST IS OF TOTAL VOLUME	PERCENT WEST IS OF TOTAL VOLUME
7	11	15	7	16	715	10.67	64	6,704	248	467	34.69	65.31
5	30	15	7	16	714	10.65	65	6,704	313	401	43.84	56.16
5	22	15	6	18	713	10.64	66	6,704	388	325	54.42	45.58
9	11	15	6	17	713	10.64	67	6,704	326	387	45.72	54.28
2	14	15	7	15	712	10.62	68	6,704	364	348	51.12	48.88
6	6	15	7	13	712	10.62	69	6,704	368	344	51.69	48.31
5	22	15	6	16	711	10.61	70	6,704	367	344	51.62	48.38
6	6	15	7	15	711	10.61	71	6,704	362	349	50.91	49.09
10	23	15	6	16	711	10.61	72	6,704	345	366	48.52	51.48
2	15	15	1	14	710	10.59	73	6,704	351	359	49.44	50.56
6	19	15	6	17	709	10.58	74	6,704	334	375	47.11	52.89
6	21	15	1	17	709	10.58	75	6,704	258	451	36.39	63.61
4	18	15	7	17	708	10.56	76	6,704	227	481	32.06	67.94
5	9	15	7	14	707	10.55	77	6,704	354	353	50.07	49.93
3	27	15	6	17	706	10.53	78	6,704	327	379	46.32	53.68
5	3	15	1	15	706	10.53	79	6,704	310	396	43.91	56.09
6	19	15	6	18	706	10.53	80	6,704	313	393	44.33	55.67
4	17	15	6	17	704	10.50	81	6,704	304	400	43.18	56.82
5	31	15	1	13	704	10.50	82	6,704	347	357	49.29	50.71
6	7	15	1	17	704	10.50	83	6,704	243	461	34.52	65.48
6	20	15	7	14	704	10.50	84	6,704	353	351	50.14	49.86
10	9	15	6	17	704	10.50	85	6,704	358	346	50.85	49.15
10	4	15	1	17	702	10.47	86	6,704	227	475	32.34	67.66
10	23	15	6	17	702	10.47	87	6,704	308	394	43.87	56.13
5	1	15	6	16	700	10.44	88	6,704	328	372	46.86	53.14
9	12	15	7	16	700	10.44	89	6,704	315	385	45.00	55.00
5	2	15	7	16	699	10.43	90	6,704	302	397	43.20	56.80
7	19	15	1	13	699	10.43	91	6,704	365	334	52.22	47.78
3	7	15	7	16	698	10.41	92	6,704	270	428	38.68	61.32
5	9	15	7	13	698	10.41	93	6,704	340	358	48.71	51.29
6	6	15	7	14	698	10.41	94	6,704	362	336	51.86	48.14
6	14	15	1	16	698	10.41	95	6,704	255	443	36.53	63.47
7	12	15	1	14	698	10.41	96	6,704	324	374	46.42	53.58
9	4	15	6	17	698	10.41	97	6,704	333	365	47.71	52.29
6	14	15	1	13	697	10.40	98	6,704	364	333	52.22	47.78
7	19	15	1	16	696	10.38	99	6,704	266	430	38.22	61.78
10	23	15	6	18	696	10.38	100	6,704	355	341	51.01	48.99
2	28	15	7	16	695	10.37	101	6,704	273	422	39.28	60.72
5	29	15	6	18	695	10.37	102	6,704	361	334	51.94	48.06
3	29	15	1	16	694	10.35	103	6,704	265	429	38.18	61.82
7	11	15	7	15	694	10.35	104	6,704	351	343	50.58	49.42
5	9	15	7	16	693	10.34	105	6,704	284	409	40.98	59.02
6	20	15	7	16	693	10.34	106	6,704	303	390	43.72	56.28
2	22	15	1	16	692	10.32	107	6,704	249	443	35.98	64.02
4	18	15	7	15	692	10.32	108	6,704	307	385	44.36	55.64
5	2	15	7	17	692	10.32	109	6,704	267	425	38.58	61.42
5	10	15	1	16	691	10.31	110	6,704	235	456	34.01	65.99
1	25	15	1	17	690	10.29	111	6,704	209	481	30.29	69.71
5	30	15	7	14	690	10.29	112	6,704	372	318	53.91	46.09

MO	DY	YR	DAY OF WK	HR	HR VOL	PERCENT OF AADT	HOUR NUMBER	AADT	EAST VOLUME	WEST VOLUME	PERCENT EAST IS OF TOTAL VOLUME	PERCENT WEST IS OF TOTAL VOLUME
6	13	15	7	17	690	10.29	113	6,704	268	422	38.84	61.16
5	17	15	1	14	689	10.28	114	6,704	329	360	47.75	52.25
6	13	15	7	15	688	10.26	115	6,704	362	326	52.62	47.38
6	20	15	7	15	688	10.26	116	6,704	329	359	47.82	52.18
7	10	15	6	16	688	10.26	117	6,704	347	341	50.44	49.56
5	29	15	6	16	687	10.25	118	6,704	317	370	46.14	53.86
5	31	15	1	16	687	10.25	119	6,704	236	451	34.35	65.65
6	14	15	1	17	687	10.25	120	6,704	231	456	33.62	66.38
2	14	15	7	16	686	10.23	121	6,704	262	424	38.19	61.81
4	18	15	7	14	686	10.23	122	6,704	359	327	52.33	47.67
5	30	15	7	15	686	10.23	123	6,704	329	357	47.96	52.04
5	9	15	7	15	685	10.22	124	6,704	321	364	46.86	53.14
7	19	15	1	15	685	10.22	125	6,704	306	379	44.67	55.33
10	4	15	1	13	685	10.22	126	6,704	338	347	49.34	50.66
10	4	15	1	15	685	10.22	127	6,704	308	377	44.96	55.04
3	7	15	7	14	684	10.20	128	6,704	370	314	54.09	45.91
4	18	15	7	13	683	10.19	129	6,704	385	298	56.37	43.63
7	18	15	7	16	683	10.19	130	6,704	317	366	46.41	53.59
5	9	15	7	12	682	10.17	131	6,704	334	348	48.97	51.03
7	19	15	1	17	682	10.17	132	6,704	233	449	34.16	65.84
5	10	15	1	15	681	10.16	133	6,704	316	365	46.40	53.60
3	7	15	7	13	680	10.14	134	6,704	399	281	58.68	41.32
3	7	15	7	15	680	10.14	135	6,704	345	335	50.74	49.26
6	19	15	6	16	679	10.13	136	6,704	325	354	47.86	52.14
7	3	15	6	14	679	10.13	137	6,704	354	325	52.14	47.86
9	4	15	6	16	679	10.13	138	6,704	330	349	48.60	51.40
5	8	15	6	16	677	10.10	139	6,704	309	368	45.64	54.36
7	12	15	1	15	676	10.08	140	6,704	281	395	41.57	58.43
5	10	15	1	17	675	10.07	141	6,704	200	475	29.63	70.37
5	31	15	1	14	675	10.07	142	6,704	310	365	45.93	54.07
3	29	15	1	14	674	10.05	143	6,704	324	350	48.07	51.93
6	26	15	6	17	674	10.05	144	6,704	314	360	46.59	53.41
9	27	15	1	17	673	10.04	145	6,704	235	438	34.92	65.08
6	13	15	7	14	672	10.02	146	6,704	355	317	52.83	47.17
6	14	15	1	15	672	10.02	147	6,704	286	386	42.56	57.44
7	5	15	1	13	672	10.02	148	6,704	327	345	48.66	51.34
7	9	15	5	17	671	10.01	149	6,704	302	369	45.01	54.99
5	15	15	6	18	670	9.99	150	6,704	365	305	54.48	45.52
6	12	15	6	16	670	9.99	151	6,704	330	340	49.25	50.75
9	19	15	7	17	670	9.99	152	6,704	279	391	41.64	58.36
5	29	15	6	17	669	9.98	153	6,704	333	336	49.78	50.22
9	12	15	7	15	669	9.98	154	6,704	349	320	52.17	47.83
9	20	15	1	15	668	9.96	155	6,704	254	414	38.02	61.98
5	8	15	6	18	667	9.95	156	6,704	312	355	46.78	53.22
7	3	15	6	16	667	9.95	157	6,704	298	369	44.68	55.32
10	4	15	1	14	667	9.95	158	6,704	330	337	49.48	50.52
3	1	15	1	16	666	9.93	159	6,704	224	442	33.63	66.37
6	5	15	6	16	666	9.93	160	6,704	309	357	46.40	53.60
6	5	15	6	18	666	9.93	161	6,704	312	354	46.85	53.15

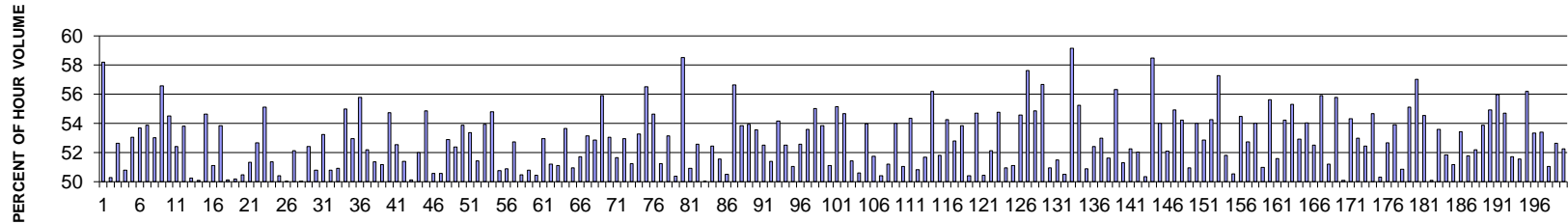
MO	DY	YR	DAY OF WK	HR	HR VOL	PERCENT OF AADT	HOUR NUMBER	AADT	EAST VOLUME	WEST VOLUME	PERCENT EAST IS OF TOTAL VOLUME	PERCENT WEST IS OF TOTAL VOLUME
1	25	15	1	16	665	9.92	162	6,704	252	413	37.89	62.11
5	2	15	7	15	665	9.92	163	6,704	307	358	46.17	53.83
7	3	15	6	15	664	9.90	164	6,704	329	335	49.55	50.45
9	19	15	7	13	664	9.90	165	6,704	386	278	58.13	41.87
1	31	15	7	15	663	9.89	166	6,704	281	382	42.38	57.62
5	3	15	1	12	663	9.89	167	6,704	366	297	55.20	44.80
6	12	15	6	18	663	9.89	168	6,704	329	334	49.62	50.38
9	20	15	1	14	663	9.89	169	6,704	297	366	44.80	55.20
3	27	15	6	18	662	9.87	170	6,704	311	351	46.98	53.02
11	25	15	4	16	662	9.87	171	6,704	307	355	46.37	53.63
2	14	15	7	17	661	9.86	172	6,704	195	466	29.50	70.50
3	29	15	1	17	661	9.86	173	6,704	215	446	32.53	67.47
5	15	15	6	17	660	9.84	174	6,704	329	331	49.85	50.15
9	5	15	7	13	660	9.84	175	6,704	377	283	57.12	42.88
9	5	15	7	16	660	9.84	176	6,704	273	387	41.36	58.64
9	12	15	7	13	660	9.84	177	6,704	364	296	55.15	44.85
7	11	15	7	17	659	9.83	178	6,704	248	411	37.63	62.37
11	6	15	6	16	659	9.83	179	6,704	286	373	43.40	56.60
1	16	15	6	17	658	9.82	180	6,704	325	333	49.39	50.61
3	1	15	1	15	658	9.82	181	6,704	280	378	42.55	57.45
10	4	15	1	16	658	9.82	182	6,704	268	390	40.73	59.27
2	16	15	2	17	657	9.80	183	6,704	250	407	38.05	61.95
6	6	15	7	16	657	9.80	184	6,704	287	370	43.68	56.32
9	5	15	7	14	657	9.80	185	6,704	363	294	55.25	44.75
4	10	15	6	17	656	9.79	186	6,704	291	365	44.36	55.64
5	7	15	5	17	656	9.79	187	6,704	268	388	40.85	59.15
5	17	15	1	16	656	9.79	188	6,704	253	403	38.57	61.43
6	6	15	7	17	656	9.79	189	6,704	256	400	39.02	60.98
6	21	15	1	12	656	9.79	190	6,704	344	312	52.44	47.56
9	27	15	1	20	656	9.79	191	6,704	293	363	44.66	55.34
3	29	15	1	15	655	9.77	192	6,704	274	381	41.83	58.17
5	2	15	7	13	655	9.77	193	6,704	355	300	54.20	45.80
2	15	15	1	13	654	9.76	194	6,704	365	289	55.81	44.19
2	15	15	1	15	654	9.76	195	6,704	312	342	47.71	52.29
2	21	15	7	13	654	9.76	196	6,704	356	298	54.43	45.57
6	13	15	7	13	654	9.76	197	6,704	354	300	54.13	45.87
6	26	15	6	16	654	9.76	198	6,704	327	327	50.00	50.00
5	24	15	1	16	653	9.74	199	6,704	248	405	37.98	62.02
5	24	15	1	17	653	9.74	200	6,704	211	442	32.31	67.69

**SR 082 MP 48.50 BUENA ADC SITE P08
K FOR PEAK 200 HOURS OF 2015**



AADT= 26806 K 30 FACTOR= 10.11 K 100 FACTOR= 9.51 K 200 FACTOR= 9.04 D 30 FACTOR= 50.79

**SR 082 MP 48.50 BUENA ADC SITE P08
D % IN THE PEAK 200 HOURS OF 2015**



MO	DY	YR	DAY OF WK	HR	HR VOL	PERCENT OF AADT	HOUR NUMBER	AADT	EAST VOLUME	WEST VOLUME	PERCENT EAST IS OF TOTAL VOLUME	PERCENT WEST IS OF TOTAL VOLUME
11	16	15	2	9	3,322	12.39	1	26,806	1,389	1,933	41.81	58.19
10	2	15	6	18	2,897	10.81	2	26,806	1,457	1,440	50.29	49.71
6	19	15	6	16	2,892	10.79	3	26,806	1,522	1,370	52.63	47.37
10	2	15	6	17	2,879	10.74	4	26,806	1,462	1,417	50.78	49.22
10	16	15	6	17	2,856	10.65	5	26,806	1,515	1,341	53.05	46.95
9	11	15	6	18	2,855	10.65	6	26,806	1,533	1,322	53.70	46.30
6	19	15	6	18	2,853	10.64	7	26,806	1,537	1,316	53.87	46.13
9	25	15	6	17	2,851	10.64	8	26,806	1,512	1,339	53.03	46.97
6	5	15	6	17	2,848	10.62	9	26,806	1,611	1,237	56.57	43.43
6	19	15	6	17	2,830	10.56	10	26,806	1,543	1,287	54.52	45.48
9	25	15	6	16	2,825	10.54	11	26,806	1,481	1,344	52.42	47.58
9	25	15	6	18	2,824	10.53	12	26,806	1,520	1,304	53.82	46.18
5	22	15	6	17	2,806	10.47	13	26,806	1,396	1,410	49.75	50.25
6	19	15	6	15	2,785	10.39	14	26,806	1,390	1,395	49.91	50.09

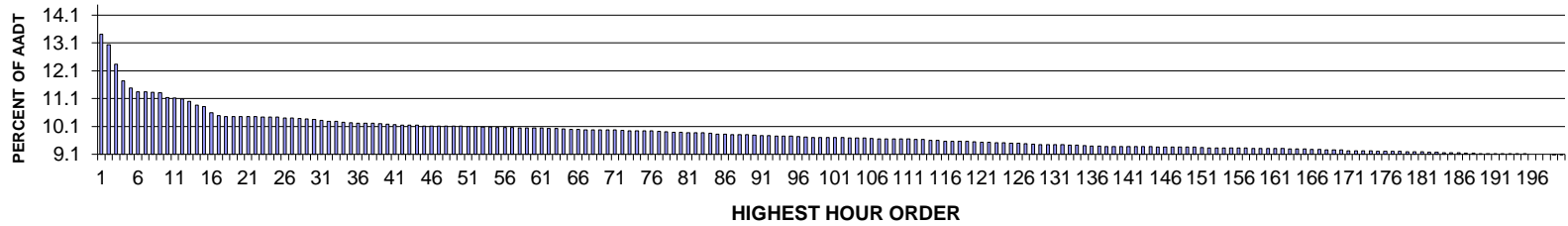
MO	DY	YR	DAY OF WK	HR	HR VOL	PERCENT OF AADT	HOUR NUMBER	AADT	EAST VOLUME	WEST VOLUME	PERCENT EAST IS OF TOTAL VOLUME	PERCENT WEST IS OF TOTAL VOLUME
9	18	15	6	18	2,784	10.39	15	26,806	1,521	1,263	54.63	45.37
8	14	15	6	15	2,781	10.37	16	26,806	1,360	1,421	48.90	51.10
9	4	15	6	18	2,773	10.34	17	26,806	1,493	1,280	53.84	46.16
7	17	15	6	15	2,766	10.32	18	26,806	1,386	1,380	50.11	49.89
10	2	15	6	16	2,766	10.32	19	26,806	1,378	1,388	49.82	50.18
8	21	15	6	16	2,763	10.31	20	26,806	1,395	1,368	50.49	49.51
10	16	15	6	18	2,761	10.30	21	26,806	1,417	1,344	51.32	48.68
11	6	15	6	17	2,757	10.29	22	26,806	1,452	1,305	52.67	47.33
9	10	15	5	17	2,754	10.27	23	26,806	1,518	1,236	55.12	44.88
9	11	15	6	17	2,749	10.26	24	26,806	1,337	1,412	48.64	51.36
9	18	15	6	17	2,739	10.22	25	26,806	1,381	1,358	50.42	49.58
9	4	15	6	17	2,730	10.18	26	26,806	1,366	1,364	50.04	49.96
10	9	15	6	17	2,722	10.15	27	26,806	1,419	1,303	52.13	47.87
5	22	15	6	16	2,721	10.15	28	26,806	1,361	1,360	50.02	49.98
5	15	15	6	17	2,709	10.11	29	26,806	1,420	1,289	52.42	47.58
7	17	15	6	16	2,709	10.11	30	26,806	1,376	1,333	50.79	49.21
10	9	15	6	16	2,709	10.11	31	26,806	1,442	1,267	53.23	46.77
5	15	15	6	16	2,700	10.07	32	26,806	1,329	1,371	49.22	50.78
9	4	15	6	16	2,699	10.07	33	26,806	1,374	1,325	50.91	49.09
6	5	15	6	18	2,692	10.04	34	26,806	1,480	1,212	54.98	45.02
5	22	15	6	18	2,690	10.04	35	26,806	1,425	1,265	52.97	47.03
11	25	15	4	17	2,687	10.02	36	26,806	1,499	1,188	55.79	44.21
5	15	15	6	18	2,680	10.00	37	26,806	1,399	1,281	52.20	47.80
5	29	15	6	17	2,678	9.99	38	26,806	1,376	1,302	51.38	48.62
7	10	15	6	16	2,676	9.98	39	26,806	1,369	1,307	51.16	48.84
11	6	15	6	18	2,675	9.98	40	26,806	1,464	1,211	54.73	45.27
5	8	15	6	18	2,669	9.96	41	26,806	1,402	1,267	52.53	47.47
10	16	15	6	16	2,669	9.96	42	26,806	1,372	1,297	51.41	48.59
8	7	15	6	16	2,667	9.95	43	26,806	1,337	1,330	50.13	49.87
10	23	15	6	17	2,666	9.95	44	26,806	1,386	1,280	51.99	48.01
8	21	15	6	17	2,665	9.94	45	26,806	1,462	1,203	54.86	45.14
9	11	15	6	16	2,664	9.94	46	26,806	1,317	1,347	49.44	50.56
7	24	15	6	15	2,655	9.90	47	26,806	1,343	1,312	50.58	49.42
7	24	15	6	17	2,654	9.90	48	26,806	1,404	1,250	52.90	47.10
11	6	15	6	16	2,654	9.90	49	26,806	1,390	1,264	52.37	47.63
8	14	15	6	16	2,652	9.89	50	26,806	1,429	1,223	53.88	46.12
8	28	15	6	17	2,650	9.89	51	26,806	1,414	1,236	53.36	46.64
9	18	15	6	16	2,650	9.89	52	26,806	1,363	1,287	51.43	48.57
6	25	15	5	17	2,649	9.88	53	26,806	1,429	1,220	53.94	46.06
10	30	15	6	18	2,649	9.88	54	26,806	1,452	1,197	54.81	45.19
7	24	15	6	16	2,647	9.87	55	26,806	1,344	1,303	50.77	49.23
5	21	15	5	17	2,645	9.87	56	26,806	1,346	1,299	50.89	49.11
5	22	15	6	15	2,644	9.86	57	26,806	1,394	1,250	52.72	47.28
5	8	15	6	16	2,643	9.86	58	26,806	1,334	1,309	50.47	49.53
5	8	15	6	17	2,642	9.86	59	26,806	1,342	1,300	50.79	49.21
9	4	15	6	15	2,640	9.85	60	26,806	1,332	1,308	50.45	49.55
10	23	15	6	18	2,640	9.85	61	26,806	1,398	1,242	52.95	47.05
7	31	15	6	17	2,639	9.84	62	26,806	1,351	1,288	51.19	48.81
11	25	15	4	15	2,631	9.81	63	26,806	1,286	1,345	48.88	51.12

MO	DY	YR	DAY OF WK	HR	HR VOL	PERCENT OF AADT	HOUR NUMBER	AADT	EAST VOLUME	WEST VOLUME	PERCENT EAST IS OF TOTAL VOLUME	PERCENT WEST IS OF TOTAL VOLUME
8	21	15	6	18	2,628	9.80	64	26,806	1,410	1,218	53.65	46.35
7	17	15	6	17	2,615	9.76	65	26,806	1,332	1,283	50.94	49.06
5	1	15	6	17	2,614	9.75	66	26,806	1,352	1,262	51.72	48.28
10	1	15	5	17	2,609	9.73	67	26,806	1,387	1,222	53.16	46.84
6	26	15	6	17	2,603	9.71	68	26,806	1,376	1,227	52.86	47.14
8	16	15	1	15	2,603	9.71	69	26,806	1,148	1,455	44.10	55.90
11	13	15	6	18	2,600	9.70	70	26,806	1,379	1,221	53.04	46.96
8	7	15	6	17	2,598	9.69	71	26,806	1,342	1,256	51.66	48.34
8	14	15	6	17	2,597	9.69	72	26,806	1,375	1,222	52.95	47.05
6	5	15	6	16	2,596	9.68	73	26,806	1,330	1,266	51.23	48.77
5	29	15	6	18	2,595	9.68	74	26,806	1,382	1,213	53.26	46.74
7	16	15	5	18	2,594	9.68	75	26,806	1,466	1,128	56.52	43.48
8	7	15	6	18	2,594	9.68	76	26,806	1,417	1,177	54.63	45.37
10	9	15	6	18	2,594	9.68	77	26,806	1,329	1,265	51.23	48.77
8	24	15	2	17	2,587	9.65	78	26,806	1,375	1,212	53.15	46.85
8	14	15	6	14	2,584	9.64	79	26,806	1,302	1,282	50.39	49.61
9	10	15	5	18	2,584	9.64	80	26,806	1,512	1,072	58.51	41.49
6	4	15	5	17	2,582	9.63	81	26,806	1,315	1,267	50.93	49.07
8	20	15	5	17	2,579	9.62	82	26,806	1,356	1,223	52.58	47.42
6	26	15	6	14	2,574	9.60	83	26,806	1,286	1,288	49.96	50.04
3	13	15	6	17	2,571	9.59	84	26,806	1,348	1,223	52.43	47.57
7	17	15	6	18	2,570	9.59	85	26,806	1,325	1,245	51.56	48.44
7	31	15	6	15	2,564	9.57	86	26,806	1,269	1,295	49.49	50.51
9	17	15	5	18	2,564	9.57	87	26,806	1,452	1,112	56.63	43.37
11	20	15	6	17	2,563	9.56	88	26,806	1,380	1,183	53.84	46.16
9	24	15	5	17	2,562	9.56	89	26,806	1,382	1,180	53.94	46.06
7	10	15	6	18	2,560	9.55	90	26,806	1,371	1,189	53.55	46.45
6	5	15	6	15	2,556	9.54	91	26,806	1,342	1,214	52.50	47.50
7	10	15	6	15	2,556	9.54	92	26,806	1,314	1,242	51.41	48.59
10	8	15	5	17	2,556	9.54	93	26,806	1,384	1,172	54.15	45.85
5	1	15	6	18	2,555	9.53	94	26,806	1,342	1,213	52.52	47.48
8	14	15	6	13	2,555	9.53	95	26,806	1,251	1,304	48.96	51.04
11	25	15	4	16	2,555	9.53	96	26,806	1,343	1,212	52.56	47.44
6	21	15	1	15	2,553	9.52	97	26,806	1,185	1,368	46.42	53.58
9	3	15	5	18	2,553	9.52	98	26,806	1,405	1,148	55.03	44.97
10	30	15	6	17	2,551	9.52	99	26,806	1,374	1,177	53.86	46.14
10	1	15	5	16	2,548	9.51	100	26,806	1,302	1,246	51.10	48.90
6	25	15	5	18	2,542	9.48	101	26,806	1,402	1,140	55.15	44.85
9	3	15	5	17	2,542	9.48	102	26,806	1,390	1,152	54.68	45.32
5	29	15	6	16	2,541	9.48	103	26,806	1,234	1,307	48.56	51.44
7	16	15	5	17	2,540	9.48	104	26,806	1,285	1,255	50.59	49.41
5	21	15	5	18	2,537	9.46	105	26,806	1,369	1,168	53.96	46.04
6	26	15	6	13	2,532	9.45	106	26,806	1,222	1,310	48.26	51.74
6	25	15	5	15	2,530	9.44	107	26,806	1,255	1,275	49.60	50.40
3	20	15	6	17	2,529	9.43	108	26,806	1,234	1,295	48.79	51.21
6	24	15	4	17	2,529	9.43	109	26,806	1,366	1,163	54.01	45.99
7	31	15	6	16	2,529	9.43	110	26,806	1,291	1,238	51.05	48.95
7	24	15	6	18	2,528	9.43	111	26,806	1,374	1,154	54.35	45.65
8	20	15	5	16	2,528	9.43	112	26,806	1,285	1,243	50.83	49.17

MO	DY	YR	DAY OF WK	HR	HR VOL	PERCENT OF AADT	HOUR NUMBER	AADT	EAST VOLUME	WEST VOLUME	PERCENT EAST IS OF TOTAL VOLUME	PERCENT WEST IS OF TOTAL VOLUME
2	13	15	6	17	2,523	9.41	113	26,806	1,304	1,219	51.68	48.32
8	14	15	6	18	2,523	9.41	114	26,806	1,418	1,105	56.20	43.80
9	17	15	5	17	2,523	9.41	115	26,806	1,307	1,216	51.80	48.20
10	8	15	5	18	2,521	9.40	116	26,806	1,368	1,153	54.26	45.74
10	2	15	6	15	2,520	9.40	117	26,806	1,330	1,190	52.78	47.22
4	10	15	6	18	2,511	9.37	118	26,806	1,352	1,159	53.84	46.16
8	28	15	6	16	2,509	9.36	119	26,806	1,244	1,265	49.58	50.42
7	23	15	5	18	2,508	9.36	120	26,806	1,372	1,136	54.70	45.30
8	7	15	6	15	2,508	9.36	121	26,806	1,243	1,265	49.56	50.44
10	23	15	6	16	2,507	9.35	122	26,806	1,200	1,307	47.87	52.13
8	28	15	6	18	2,505	9.34	123	26,806	1,372	1,133	54.77	45.23
5	1	15	6	16	2,504	9.34	124	26,806	1,276	1,228	50.96	49.04
7	10	15	6	17	2,504	9.34	125	26,806	1,280	1,224	51.12	48.88
7	31	15	6	18	2,503	9.34	126	26,806	1,366	1,137	54.57	45.43
8	16	15	1	14	2,502	9.33	127	26,806	1,060	1,442	42.37	57.63
9	14	15	2	17	2,501	9.33	128	26,806	1,372	1,129	54.86	45.14
7	9	15	5	18	2,500	9.33	129	26,806	1,417	1,083	56.68	43.32
11	25	15	4	14	2,498	9.32	130	26,806	1,273	1,225	50.96	49.04
5	28	15	5	16	2,497	9.32	131	26,806	1,211	1,286	48.50	51.50
6	25	15	5	16	2,497	9.32	132	26,806	1,236	1,261	49.50	50.50
8	16	15	1	13	2,497	9.32	133	26,806	1,020	1,477	40.85	59.15
6	21	15	1	16	2,495	9.31	134	26,806	1,117	1,378	44.77	55.23
7	17	15	6	14	2,495	9.31	135	26,806	1,225	1,270	49.10	50.90
10	16	15	6	15	2,494	9.30	136	26,806	1,307	1,187	52.41	47.59
8	26	15	4	17	2,493	9.30	137	26,806	1,321	1,172	52.99	47.01
5	7	15	5	17	2,491	9.29	138	26,806	1,286	1,205	51.63	48.37
11	20	15	6	18	2,488	9.28	139	26,806	1,401	1,087	56.31	43.69
8	6	15	5	17	2,487	9.28	140	26,806	1,276	1,211	51.31	48.69
4	10	15	6	17	2,485	9.27	141	26,806	1,299	1,186	52.27	47.73
8	24	15	2	16	2,485	9.27	142	26,806	1,293	1,192	52.03	47.97
9	17	15	5	16	2,485	9.27	143	26,806	1,251	1,234	50.34	49.66
10	5	15	2	17	2,484	9.27	144	26,806	1,453	1,031	58.49	41.51
9	25	15	6	15	2,483	9.26	145	26,806	1,341	1,142	54.01	45.99
7	31	15	6	14	2,481	9.26	146	26,806	1,189	1,292	47.92	52.08
9	29	15	3	17	2,481	9.26	147	26,806	1,363	1,118	54.94	45.06
9	9	15	4	17	2,480	9.25	148	26,806	1,345	1,135	54.23	45.77
7	23	15	5	17	2,479	9.25	149	26,806	1,263	1,216	50.95	49.05
8	18	15	3	17	2,479	9.25	150	26,806	1,339	1,140	54.01	45.99
8	17	15	2	17	2,478	9.24	151	26,806	1,310	1,168	52.87	47.13
10	6	15	3	17	2,477	9.24	152	26,806	1,344	1,133	54.26	45.74
10	15	15	5	17	2,477	9.24	153	26,806	1,419	1,058	57.29	42.71
9	18	15	6	15	2,476	9.24	154	26,806	1,283	1,193	51.82	48.18
6	19	15	6	14	2,475	9.23	155	26,806	1,224	1,251	49.45	50.55
10	7	15	4	17	2,473	9.23	156	26,806	1,347	1,126	54.47	45.53
7	10	15	6	14	2,467	9.20	157	26,806	1,166	1,301	47.26	52.74
3	13	15	6	18	2,466	9.20	158	26,806	1,332	1,134	54.01	45.99
6	4	15	5	18	2,465	9.20	159	26,806	1,257	1,208	50.99	49.01
9	28	15	2	17	2,465	9.20	160	26,806	1,371	1,094	55.62	44.38
10	22	15	5	17	2,465	9.20	161	26,806	1,272	1,193	51.60	48.40

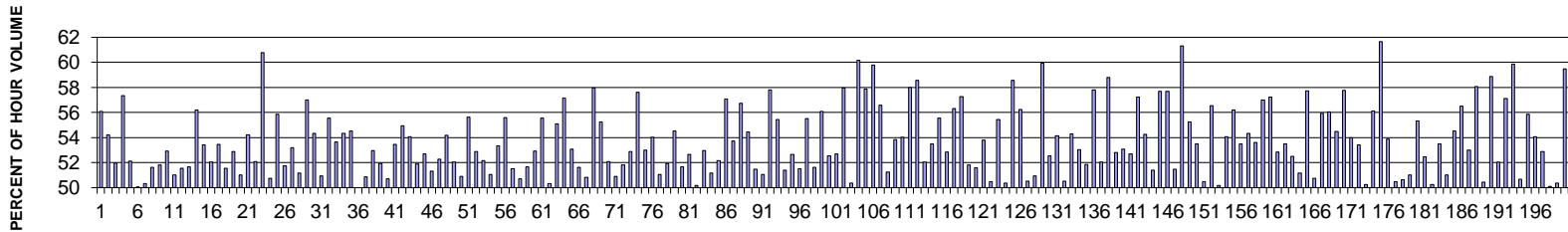
MO	DY	YR	DAY OF WK	HR	HR VOL	PERCENT OF AADT	HOUR NUMBER	AADT	EAST VOLUME	WEST VOLUME	PERCENT EAST IS OF TOTAL VOLUME	PERCENT WEST IS OF TOTAL VOLUME
3	20	15	6	18	2,464	9.19	162	26,806	1,336	1,128	54.22	45.78
2	20	15	6	18	2,461	9.18	163	26,806	1,361	1,100	55.30	44.70
6	21	15	1	17	2,460	9.18	164	26,806	1,158	1,302	47.07	52.93
9	23	15	4	17	2,459	9.17	165	26,806	1,329	1,130	54.05	45.95
7	24	15	6	14	2,458	9.17	166	26,806	1,167	1,291	47.48	52.52
8	20	15	5	18	2,458	9.17	167	26,806	1,374	1,084	55.90	44.10
6	4	15	5	16	2,455	9.16	168	26,806	1,198	1,257	48.80	51.20
9	24	15	5	18	2,453	9.15	169	26,806	1,368	1,085	55.77	44.23
6	21	15	1	14	2,451	9.14	170	26,806	1,223	1,228	49.90	50.10
8	26	15	4	18	2,450	9.14	171	26,806	1,331	1,119	54.33	45.67
5	21	15	5	16	2,449	9.14	172	26,806	1,151	1,298	47.00	53.00
4	17	15	6	17	2,448	9.13	173	26,806	1,284	1,164	52.45	47.55
8	19	15	4	17	2,447	9.13	174	26,806	1,338	1,109	54.68	45.32
8	21	15	6	15	2,447	9.13	175	26,806	1,231	1,216	50.31	49.69
9	29	15	3	16	2,442	9.11	176	26,806	1,286	1,156	52.66	47.34
9	16	15	4	17	2,441	9.11	177	26,806	1,316	1,125	53.91	46.09
3	27	15	6	17	2,440	9.10	178	26,806	1,241	1,199	50.86	49.14
5	28	15	5	18	2,439	9.10	179	26,806	1,344	1,095	55.10	44.90
6	23	15	3	18	2,438	9.09	180	26,806	1,390	1,048	57.01	42.99
11	6	15	6	15	2,438	9.09	181	26,806	1,330	1,108	54.55	45.45
9	3	15	5	16	2,437	9.09	182	26,806	1,216	1,221	49.90	50.10
9	22	15	3	17	2,437	9.09	183	26,806	1,306	1,131	53.59	46.41
10	8	15	5	16	2,436	9.09	184	26,806	1,263	1,173	51.85	48.15
6	3	15	4	17	2,435	9.08	185	26,806	1,246	1,189	51.17	48.83
9	29	15	3	18	2,435	9.08	186	26,806	1,301	1,134	53.43	46.57
5	29	15	6	15	2,432	9.07	187	26,806	1,259	1,173	51.77	48.23
10	4	15	1	16	2,428	9.06	188	26,806	1,161	1,267	47.82	52.18
8	16	15	1	16	2,427	9.05	189	26,806	1,119	1,308	46.11	53.89
11	10	15	3	18	2,427	9.05	190	26,806	1,333	1,094	54.92	45.08
8	25	15	3	18	2,426	9.05	191	26,806	1,358	1,068	55.98	44.02
9	21	15	2	17	2,426	9.05	192	26,806	1,327	1,099	54.70	45.30
3	27	15	6	16	2,425	9.05	193	26,806	1,254	1,171	51.71	48.29
7	30	15	5	16	2,425	9.05	194	26,806	1,250	1,175	51.55	48.45
9	8	15	3	17	2,425	9.05	195	26,806	1,363	1,062	56.21	43.79
9	15	15	3	17	2,425	9.05	196	26,806	1,293	1,132	53.32	46.68
10	9	15	6	15	2,425	9.05	197	26,806	1,295	1,130	53.40	46.60
11	13	15	6	17	2,423	9.04	198	26,806	1,186	1,237	48.95	51.05
7	30	15	5	17	2,422	9.04	199	26,806	1,275	1,147	52.64	47.36
9	28	15	2	16	2,422	9.04	200	26,806	1,266	1,156	52.27	47.73

**SR 082 MP 121.20 PLYMOUTH ADC SITE P09
K FOR PEAK 200 HOURS OF 2015**



AADT= 18942 K 30 FACTOR= 10.38 K 100 FACTOR= 9.72 K 200 FACTOR= 9.11 D 30 FACTOR= 54.35

**SR 082 MP 121.20 PLYMOUTH ADC SITE P09
D % IN THE PEAK 200 HOURS OF 2015**



MO	DY	YR	DAY OF WK	HR	HR VOL	PERCENT OF AADT	HOUR NUMBER	AADT	EAST VOLUME	WEST VOLUME	PERCENT EAST IS OF TOTAL VOLUME	PERCENT WEST IS OF TOTAL VOLUME
11	29	15	1	14	2,544	13.43	1	18,942	1,117	1,427	43.91	56.09
11	29	15	1	15	2,473	13.06	2	18,942	1,132	1,341	45.77	54.23
11	29	15	1	13	2,339	12.35	3	18,942	1,124	1,215	48.05	51.95
11	29	15	1	16	2,225	11.75	4	18,942	949	1,276	42.65	57.35
7	5	15	1	15	2,181	11.51	5	18,942	1,137	1,044	52.13	47.87
7	26	15	1	15	2,152	11.36	6	18,942	1,077	1,075	50.05	49.95
11	25	15	4	14	2,152	11.36	7	18,942	1,083	1,069	50.33	49.67
11	25	15	4	15	2,148	11.34	8	18,942	1,039	1,109	48.37	51.63
7	5	15	1	14	2,146	11.33	9	18,942	1,112	1,034	51.82	48.18
11	25	15	4	16	2,113	11.16	10	18,942	995	1,118	47.09	52.91
7	5	15	1	16	2,110	11.14	11	18,942	1,076	1,034	51.00	49.00
9	7	15	2	15	2,105	11.11	12	18,942	1,020	1,085	48.46	51.54
7	19	15	1	15	2,087	11.02	13	18,942	1,009	1,078	48.35	51.65
9	7	15	2	16	2,062	10.89	14	18,942	903	1,159	43.79	56.21

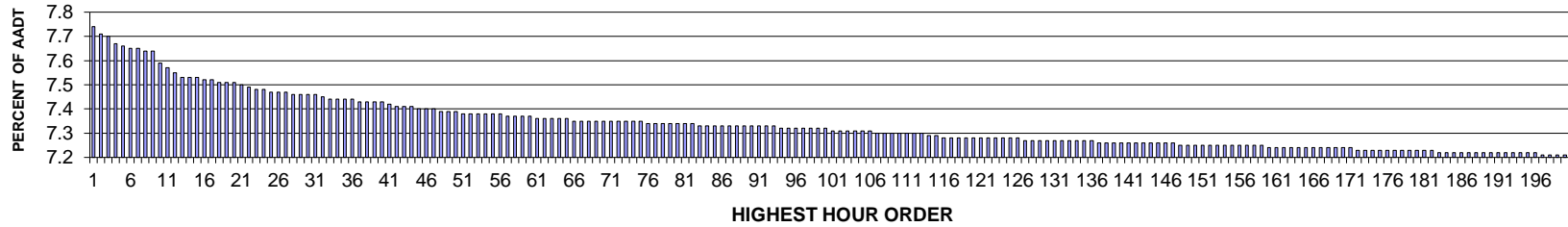
MO	DY	YR	DAY OF WK	HR	HR VOL	PERCENT OF AADT	HOUR NUMBER	AADT	EAST VOLUME	WEST VOLUME	PERCENT EAST IS OF TOTAL VOLUME	PERCENT WEST IS OF TOTAL VOLUME
5	22	15	6	17	2,053	10.84	15	18,942	956	1,097	46.57	53.43
11	25	15	4	13	2,012	10.62	16	18,942	1,047	965	52.04	47.96
5	25	15	2	15	1,990	10.51	17	18,942	926	1,064	46.53	53.47
7	19	15	1	16	1,985	10.48	18	18,942	962	1,023	48.46	51.54
7	17	15	6	16	1,984	10.47	19	18,942	935	1,049	47.13	52.87
9	7	15	2	14	1,984	10.47	20	18,942	972	1,012	48.99	51.01
7	17	15	6	15	1,983	10.47	21	18,942	1,075	908	54.21	45.79
7	19	15	1	17	1,983	10.47	22	18,942	1,033	950	52.09	47.91
4	10	15	6	17	1,980	10.45	23	18,942	777	1,203	39.24	60.76
7	10	15	6	15	1,979	10.45	24	18,942	1,004	975	50.73	49.27
7	24	15	6	18	1,979	10.45	25	18,942	874	1,105	44.16	55.84
7	24	15	6	15	1,976	10.43	26	18,942	1,022	954	51.72	48.28
9	4	15	6	17	1,974	10.42	27	18,942	924	1,050	46.81	53.19
3	27	15	6	17	1,970	10.40	28	18,942	1,008	962	51.17	48.83
10	16	15	6	17	1,968	10.39	29	18,942	846	1,122	42.99	57.01
7	17	15	6	18	1,967	10.38	30	18,942	898	1,069	45.65	54.35
5	22	15	6	16	1,959	10.34	31	18,942	961	998	49.06	50.94
5	25	15	2	16	1,953	10.31	32	18,942	868	1,085	44.44	55.56
7	24	15	6	17	1,953	10.31	33	18,942	905	1,048	46.34	53.66
7	10	15	6	16	1,946	10.27	34	18,942	889	1,057	45.68	54.32
11	25	15	4	17	1,941	10.25	35	18,942	883	1,058	45.49	54.51
9	4	15	6	16	1,938	10.23	36	18,942	969	969	50.00	50.00
7	2	15	5	14	1,937	10.23	37	18,942	952	985	49.15	50.85
9	4	15	6	18	1,937	10.23	38	18,942	911	1,026	47.03	52.97
7	5	15	1	13	1,936	10.22	39	18,942	1,005	931	51.91	48.09
7	12	15	1	15	1,932	10.20	40	18,942	980	952	50.72	49.28
7	19	15	1	14	1,929	10.18	41	18,942	898	1,031	46.55	53.45
7	10	15	6	17	1,927	10.17	42	18,942	868	1,059	45.04	54.96
5	22	15	6	15	1,925	10.16	43	18,942	1,041	884	54.08	45.92
7	5	15	1	17	1,925	10.16	44	18,942	926	999	48.10	51.90
7	12	15	1	17	1,921	10.14	45	18,942	909	1,012	47.32	52.68
6	26	15	6	15	1,920	10.14	46	18,942	935	985	48.70	51.30
7	3	15	6	14	1,920	10.14	47	18,942	916	1,004	47.71	52.29
7	2	15	5	15	1,919	10.13	48	18,942	879	1,040	45.81	54.19
7	24	15	6	16	1,919	10.13	49	18,942	920	999	47.94	52.06
6	14	15	1	15	1,918	10.13	50	18,942	942	976	49.11	50.89
7	26	15	1	14	1,917	10.12	51	18,942	851	1,066	44.39	55.61
10	23	15	6	17	1,916	10.12	52	18,942	903	1,013	47.13	52.87
7	26	15	1	16	1,914	10.10	53	18,942	916	998	47.86	52.14
9	4	15	6	14	1,914	10.10	54	18,942	977	937	51.04	48.96
4	12	15	1	16	1,912	10.09	55	18,942	892	1,020	46.65	53.35
6	19	15	6	17	1,912	10.09	56	18,942	849	1,063	44.40	55.60
6	19	15	6	16	1,911	10.09	57	18,942	927	984	48.51	51.49
9	7	15	2	13	1,907	10.07	58	18,942	940	967	49.29	50.71
9	20	15	1	14	1,907	10.07	59	18,942	922	985	48.35	51.65
10	9	15	6	17	1,907	10.07	60	18,942	898	1,009	47.09	52.91
7	12	15	1	16	1,905	10.06	61	18,942	847	1,058	44.46	55.54
6	19	15	6	15	1,903	10.05	62	18,942	945	958	49.66	50.34
7	26	15	1	13	1,901	10.04	63	18,942	854	1,047	44.92	55.08

MO	DY	YR	DAY OF WK	HR	HR VOL	PERCENT OF AADT	HOUR NUMBER	AADT	EAST VOLUME	WEST VOLUME	PERCENT EAST IS OF TOTAL VOLUME	PERCENT WEST IS OF TOTAL VOLUME
4	10	15	6	16	1,899	10.03	64	18,942	814	1,085	42.86	57.14
3	27	15	6	16	1,898	10.02	65	18,942	1,007	891	53.06	46.94
9	20	15	1	15	1,896	10.01	66	18,942	917	979	48.36	51.64
7	19	15	1	13	1,895	10.00	67	18,942	932	963	49.18	50.82
7	16	15	5	18	1,894	10.00	68	18,942	796	1,098	42.03	57.97
3	29	15	1	15	1,893	9.99	69	18,942	1,046	847	55.26	44.74
7	12	15	1	14	1,893	9.99	70	18,942	907	986	47.91	52.09
7	10	15	6	14	1,892	9.99	71	18,942	963	929	50.90	49.10
6	14	15	1	14	1,891	9.98	72	18,942	911	980	48.18	51.82
6	26	15	6	16	1,889	9.97	73	18,942	890	999	47.11	52.89
4	3	15	6	17	1,887	9.96	74	18,942	800	1,087	42.40	57.60
5	25	15	2	14	1,887	9.96	75	18,942	887	1,000	47.01	52.99
7	17	15	6	17	1,886	9.96	76	18,942	867	1,019	45.97	54.03
5	22	15	6	18	1,883	9.94	77	18,942	922	961	48.96	51.04
10	2	15	6	17	1,880	9.93	78	18,942	904	976	48.09	51.91
6	19	15	6	18	1,878	9.91	79	18,942	854	1,024	45.47	54.53
9	13	15	1	16	1,877	9.91	80	18,942	907	970	48.32	51.68
6	21	15	1	15	1,876	9.90	81	18,942	888	988	47.33	52.67
11	29	15	1	12	1,875	9.90	82	18,942	941	934	50.19	49.81
9	4	15	6	15	1,873	9.89	83	18,942	992	881	52.96	47.04
10	9	15	6	16	1,871	9.88	84	18,942	914	957	48.85	51.15
11	25	15	4	12	1,864	9.84	85	18,942	972	892	52.15	47.85
6	5	15	6	17	1,863	9.84	86	18,942	800	1,063	42.94	57.06
7	3	15	6	12	1,861	9.82	87	18,942	861	1,000	46.27	53.73
6	26	15	6	17	1,860	9.82	88	18,942	805	1,055	43.28	56.72
9	25	15	6	17	1,860	9.82	89	18,942	847	1,013	45.54	54.46
7	24	15	6	13	1,859	9.81	90	18,942	902	957	48.52	51.48
11	28	15	7	14	1,857	9.80	91	18,942	948	909	51.05	48.95
6	12	15	6	18	1,854	9.79	92	18,942	782	1,072	42.18	57.82
7	2	15	5	16	1,853	9.78	93	18,942	826	1,027	44.58	55.42
2	13	15	6	17	1,852	9.78	94	18,942	900	952	48.60	51.40
6	21	15	1	14	1,850	9.77	95	18,942	876	974	47.35	52.65
7	24	15	6	14	1,849	9.76	96	18,942	897	952	48.51	51.49
7	10	15	6	18	1,845	9.74	97	18,942	821	1,024	44.50	55.50
7	26	15	1	17	1,844	9.73	98	18,942	952	892	51.63	48.37
5	8	15	6	16	1,843	9.73	99	18,942	809	1,034	43.90	56.10
6	12	15	6	16	1,842	9.72	100	18,942	874	968	47.45	52.55
7	17	15	6	14	1,842	9.72	101	18,942	971	871	52.71	47.29
5	15	15	6	17	1,841	9.72	102	18,942	774	1,067	42.04	57.96
6	26	15	6	14	1,840	9.71	103	18,942	913	927	49.62	50.38
7	23	15	5	18	1,838	9.70	104	18,942	732	1,106	39.83	60.17
6	25	15	5	17	1,837	9.70	105	18,942	774	1,063	42.13	57.87
11	29	15	1	17	1,836	9.69	106	18,942	738	1,098	40.20	59.80
3	13	15	6	17	1,834	9.68	107	18,942	796	1,038	43.40	56.60
6	28	15	1	14	1,834	9.68	108	18,942	894	940	48.75	51.25
3	20	15	6	16	1,833	9.68	109	18,942	846	987	46.15	53.85
9	7	15	2	17	1,833	9.68	110	18,942	843	990	45.99	54.01
7	23	15	5	17	1,831	9.67	111	18,942	769	1,062	42.00	58.00
3	20	15	6	17	1,829	9.66	112	18,942	758	1,071	41.44	58.56

MO	DY	YR	DAY OF WK	HR	HR VOL	PERCENT OF AADT	HOUR NUMBER	AADT	EAST VOLUME	WEST VOLUME	PERCENT EAST IS OF TOTAL VOLUME	PERCENT WEST IS OF TOTAL VOLUME
10	11	15	1	15	1,829	9.66	113	18,942	952	877	52.05	47.95
6	12	15	6	17	1,822	9.62	114	18,942	847	975	46.49	53.51
7	2	15	5	17	1,822	9.62	115	18,942	810	1,012	44.46	55.54
9	13	15	1	15	1,817	9.59	116	18,942	960	857	52.83	47.17
7	16	15	5	16	1,816	9.59	117	18,942	793	1,023	43.67	56.33
5	8	15	6	17	1,815	9.58	118	18,942	776	1,039	42.75	57.25
4	12	15	1	15	1,814	9.58	119	18,942	874	940	48.18	51.82
11	28	15	7	15	1,813	9.57	120	18,942	935	878	51.57	48.43
7	3	15	6	13	1,811	9.56	121	18,942	837	974	46.22	53.78
6	19	15	6	14	1,809	9.55	122	18,942	896	913	49.53	50.47
5	1	15	6	17	1,806	9.53	123	18,942	805	1,001	44.57	55.43
7	16	15	5	15	1,805	9.53	124	18,942	896	909	49.64	50.36
6	5	15	6	18	1,801	9.51	125	18,942	746	1,055	41.42	58.58
9	11	15	6	17	1,801	9.51	126	18,942	788	1,013	43.75	56.25
6	21	15	1	16	1,800	9.50	127	18,942	891	909	49.50	50.50
4	12	15	1	17	1,795	9.48	128	18,942	881	914	49.08	50.92
5	25	15	2	17	1,794	9.47	129	18,942	719	1,075	40.08	59.92
7	6	15	2	15	1,793	9.47	130	18,942	851	942	47.46	52.54
7	2	15	5	18	1,791	9.46	131	18,942	821	970	45.84	54.16
9	4	15	6	13	1,791	9.46	132	18,942	905	886	50.53	49.47
4	3	15	6	16	1,790	9.45	133	18,942	818	972	45.70	54.30
10	23	15	6	16	1,790	9.45	134	18,942	841	949	46.98	53.02
10	16	15	6	16	1,787	9.43	135	18,942	860	927	48.13	51.87
3	26	15	5	17	1,785	9.42	136	18,942	753	1,032	42.18	57.82
5	22	15	6	14	1,783	9.41	137	18,942	928	855	52.05	47.95
6	18	15	5	18	1,781	9.40	138	18,942	734	1,047	41.21	58.79
6	7	15	1	15	1,780	9.40	139	18,942	940	840	52.81	47.19
6	28	15	1	13	1,780	9.40	140	18,942	835	945	46.91	53.09
9	25	15	6	16	1,780	9.40	141	18,942	842	938	47.30	52.70
4	24	15	6	17	1,779	9.39	142	18,942	761	1,018	42.78	57.22
9	11	15	6	16	1,779	9.39	143	18,942	814	965	45.76	54.24
6	14	15	1	16	1,778	9.39	144	18,942	914	864	51.41	48.59
4	10	15	6	18	1,777	9.38	145	18,942	752	1,025	42.32	57.68
10	16	15	6	18	1,777	9.38	146	18,942	752	1,025	42.32	57.68
6	28	15	1	16	1,776	9.38	147	18,942	862	914	48.54	51.46
7	13	15	2	18	1,776	9.38	148	18,942	687	1,089	38.68	61.32
9	18	15	6	17	1,776	9.38	149	18,942	795	981	44.76	55.24
10	11	15	1	16	1,776	9.38	150	18,942	950	826	53.49	46.51
10	2	15	6	16	1,773	9.36	151	18,942	878	895	49.52	50.48
9	3	15	5	18	1,772	9.35	152	18,942	770	1,002	43.45	56.55
11	28	15	7	13	1,772	9.35	153	18,942	883	889	49.83	50.17
6	5	15	6	16	1,770	9.34	154	18,942	813	957	45.93	54.07
7	22	15	4	17	1,770	9.34	155	18,942	775	995	43.79	56.21
3	29	15	1	14	1,769	9.34	156	18,942	946	823	53.48	46.52
11	25	15	4	18	1,769	9.34	157	18,942	808	961	45.68	54.32
6	12	15	6	14	1,768	9.33	158	18,942	948	820	53.62	46.38
2	20	15	6	17	1,767	9.33	159	18,942	760	1,007	43.01	56.99
3	20	15	6	18	1,767	9.33	160	18,942	756	1,011	42.78	57.22
4	17	15	6	18	1,767	9.33	161	18,942	833	934	47.14	52.86

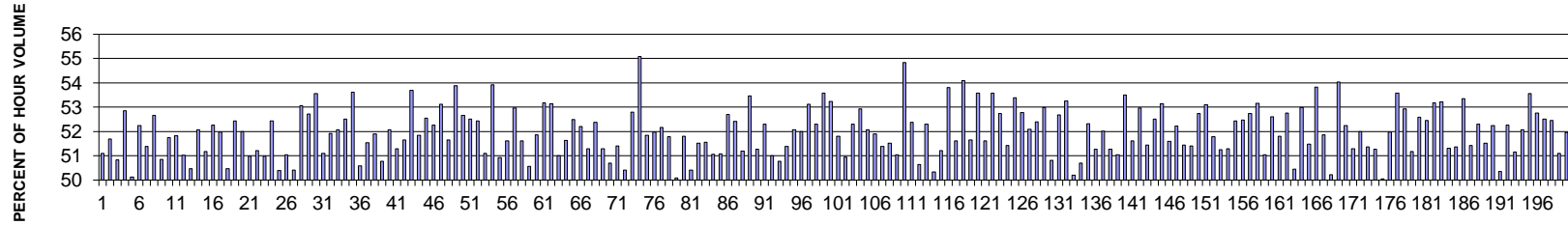
MO	DY	YR	DAY OF WK	HR	HR VOL	PERCENT OF AADT	HOUR NUMBER	AADT	EAST VOLUME	WEST VOLUME	PERCENT EAST IS OF TOTAL VOLUME	PERCENT WEST IS OF TOTAL VOLUME
7	23	15	5	16	1,767	9.33	162	18,942	822	945	46.52	53.48
5	8	15	6	15	1,766	9.32	163	18,942	839	927	47.51	52.49
3	27	15	6	18	1,765	9.32	164	18,942	862	903	48.84	51.16
6	25	15	5	18	1,764	9.31	165	18,942	746	1,018	42.29	57.71
7	6	15	2	14	1,762	9.30	166	18,942	894	868	50.74	49.26
5	8	15	6	18	1,759	9.29	167	18,942	775	984	44.06	55.94
5	15	15	6	18	1,756	9.27	168	18,942	772	984	43.96	56.04
6	21	15	1	13	1,756	9.27	169	18,942	799	957	45.50	54.50
4	9	15	5	17	1,755	9.27	170	18,942	741	1,014	42.22	57.78
7	12	15	1	13	1,752	9.25	171	18,942	806	946	46.00	54.00
5	25	15	2	13	1,751	9.24	172	18,942	816	935	46.60	53.40
7	23	15	5	15	1,751	9.24	173	18,942	880	871	50.26	49.74
7	16	15	5	17	1,750	9.24	174	18,942	768	982	43.89	56.11
2	16	15	2	17	1,748	9.23	175	18,942	670	1,078	38.33	61.67
4	24	15	6	16	1,748	9.23	176	18,942	806	942	46.11	53.89
7	10	15	6	13	1,747	9.22	177	18,942	882	865	50.49	49.51
3	29	15	1	16	1,746	9.22	178	18,942	862	884	49.37	50.63
7	3	15	6	15	1,745	9.21	179	18,942	890	855	51.00	49.00
7	26	15	1	18	1,744	9.21	180	18,942	779	965	44.67	55.33
9	18	15	6	16	1,744	9.21	181	18,942	829	915	47.53	52.47
3	13	15	6	16	1,741	9.19	182	18,942	866	875	49.74	50.26
9	4	15	6	19	1,741	9.19	183	18,942	931	810	53.48	46.52
5	10	15	1	16	1,739	9.18	184	18,942	887	852	51.01	48.99
11	6	15	6	17	1,739	9.18	185	18,942	791	948	45.49	54.51
7	6	15	2	16	1,738	9.18	186	18,942	756	982	43.50	56.50
2	13	15	6	18	1,736	9.16	187	18,942	816	920	47.00	53.00
6	18	15	5	17	1,736	9.16	188	18,942	728	1,008	41.94	58.06
10	4	15	1	15	1,734	9.15	189	18,942	859	875	49.54	50.46
5	25	15	2	18	1,733	9.15	190	18,942	713	1,020	41.14	58.86
12	23	15	4	14	1,733	9.15	191	18,942	831	902	47.95	52.05
7	9	15	5	18	1,732	9.14	192	18,942	743	989	42.90	57.10
6	11	15	5	18	1,731	9.14	193	18,942	695	1,036	40.15	59.85
10	25	15	1	16	1,731	9.14	194	18,942	854	877	49.34	50.66
6	26	15	6	18	1,729	9.13	195	18,942	763	966	44.13	55.87
6	5	15	6	14	1,728	9.12	196	18,942	794	934	45.95	54.05
6	28	15	1	15	1,727	9.12	197	18,942	814	913	47.13	52.87
7	17	15	6	13	1,727	9.12	198	18,942	865	862	50.09	49.91
6	12	15	6	15	1,726	9.11	199	18,942	869	857	50.35	49.65
7	21	15	3	18	1,726	9.11	200	18,942	699	1,027	40.50	59.50

**SR 005 MP 184.48 EVERETT ADC SITE P1
K FOR PEAK 200 HOURS OF 2015**



AADT= 186045 K 30 FACTOR= 7.41 K 100 FACTOR= 7.27 K 200 FACTOR= 7.16 D 30 FACTOR= 53.55

**SR 005 MP 184.48 EVERETT ADC SITE P1
D % IN THE PEAK 200 HOURS OF 2015**



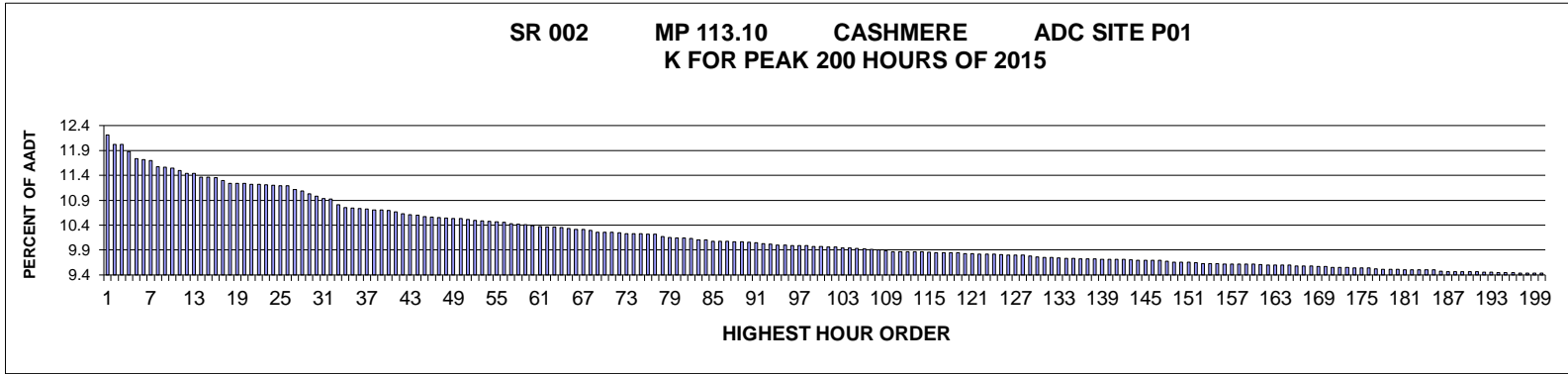
MO	DY	YR	DAY OF WK	HR	HR VOL	PERCENT OF AADT	HOUR NUMBER	AADT	NORTH VOLUME	SOUTH VOLUME	PERCENT NORTH IS OF TOTAL VOLUME	PERCENT SOUTH IS OF TOTAL VOLUME
4	10	15	6	16	14,315	7.69	1	186,045	7,313	7,002	51.09	48.91
3	13	15	6	16	14,251	7.66	2	186,045	7,366	6,885	51.69	48.31
2	13	15	6	16	14,237	7.65	3	186,045	7,238	6,999	50.84	49.16
4	24	15	6	16	14,175	7.62	4	186,045	7,493	6,682	52.86	47.14
5	15	15	6	16	14,166	7.61	5	186,045	7,065	7,101	49.87	50.13
2	20	15	6	16	14,145	7.60	6	186,045	7,389	6,756	52.24	47.76
2	16	15	2	17	14,140	7.60	7	186,045	7,265	6,875	51.38	48.62
2	13	15	6	15	14,117	7.59	8	186,045	7,434	6,683	52.66	47.34
8	15	15	7	15	14,113	7.59	9	186,045	7,177	6,936	50.85	49.15
7	10	15	6	15	14,024	7.54	10	186,045	7,256	6,768	51.74	48.26
2	16	15	2	16	13,982	7.52	11	186,045	7,246	6,736	51.82	48.18
4	3	15	6	17	13,960	7.50	12	186,045	7,122	6,838	51.02	48.98
7	24	15	6	18	13,918	7.48	13	186,045	6,894	7,024	49.53	50.47
4	9	15	5	16	13,914	7.48	14	186,045	7,246	6,668	52.08	47.92

MO	DY	YR	DAY OF WK	HR	HR VOL	PERCENT OF AADT	HOUR NUMBER	AADT	NORTH VOLUME	SOUTH VOLUME	PERCENT NORTH IS OF TOTAL VOLUME	PERCENT SOUTH IS OF TOTAL VOLUME
3	27	15	6	16	13,907	7.48	15	186,045	7,118	6,789	51.18	48.82
2	27	15	6	16	13,890	7.47	16	186,045	7,259	6,631	52.26	47.74
2	20	15	6	17	13,889	7.47	17	186,045	7,219	6,670	51.98	48.02
4	9	15	5	17	13,887	7.46	18	186,045	7,008	6,879	50.46	49.54
8	21	15	6	15	13,886	7.46	19	186,045	7,282	6,604	52.44	47.56
8	28	15	6	16	13,872	7.46	20	186,045	7,214	6,658	52.00	48.00
8	21	15	6	16	13,865	7.45	21	186,045	7,070	6,795	50.99	49.01
7	10	15	6	16	13,834	7.44	22	186,045	7,084	6,750	51.21	48.79
5	29	15	6	16	13,825	7.43	23	186,045	7,048	6,777	50.98	49.02
3	13	15	6	15	13,814	7.43	24	186,045	7,243	6,571	52.43	47.57
5	15	15	6	17	13,808	7.42	25	186,045	6,958	6,850	50.39	49.61
3	6	15	6	16	13,799	7.42	26	186,045	7,044	6,755	51.05	48.95
6	17	15	4	17	13,799	7.42	27	186,045	6,956	6,843	50.41	49.59
5	22	15	6	15	13,795	7.41	28	186,045	7,320	6,475	53.06	46.94
8	22	15	7	12	13,795	7.41	29	186,045	6,523	7,272	47.29	52.71
4	24	15	6	15	13,788	7.41	30	186,045	7,383	6,405	53.55	46.45
7	24	15	6	15	13,777	7.41	31	186,045	7,039	6,738	51.09	48.91
11	6	15	6	16	13,774	7.40	32	186,045	7,152	6,622	51.92	48.08
4	2	15	5	17	13,751	7.39	33	186,045	7,161	6,590	52.08	47.92
4	2	15	5	16	13,749	7.39	34	186,045	7,218	6,531	52.50	47.50
4	24	15	6	17	13,748	7.39	35	186,045	7,370	6,378	53.61	46.39
6	5	15	6	16	13,743	7.39	36	186,045	6,951	6,792	50.58	49.42
3	27	15	6	15	13,739	7.38	37	186,045	7,081	6,658	51.54	48.46
4	30	15	5	16	13,735	7.38	38	186,045	7,127	6,608	51.89	48.11
7	11	15	7	15	13,724	7.38	39	186,045	6,968	6,756	50.77	49.23
12	18	15	6	16	13,722	7.38	40	186,045	7,145	6,577	52.07	47.93
7	6	15	2	16	13,709	7.37	41	186,045	7,030	6,679	51.28	48.72
3	27	15	6	17	13,702	7.36	42	186,045	7,077	6,625	51.65	48.35
1	16	15	6	16	13,696	7.36	43	186,045	7,354	6,342	53.69	46.31
5	1	15	6	16	13,686	7.36	44	186,045	7,095	6,591	51.84	48.16
4	10	15	6	15	13,683	7.35	45	186,045	7,189	6,494	52.54	47.46
5	1	15	6	15	13,672	7.35	46	186,045	7,147	6,525	52.27	47.73
8	21	15	6	14	13,669	7.35	47	186,045	7,260	6,409	53.11	46.89
7	6	15	2	17	13,660	7.34	48	186,045	7,057	6,603	51.66	48.34
5	22	15	6	14	13,652	7.34	49	186,045	7,357	6,295	53.89	46.11
11	6	15	6	17	13,651	7.34	50	186,045	7,189	6,462	52.66	47.34
7	7	15	3	17	13,645	7.33	51	186,045	7,163	6,482	52.50	47.50
8	5	15	4	16	13,645	7.33	52	186,045	7,156	6,489	52.44	47.56
7	28	15	3	17	13,642	7.33	53	186,045	6,971	6,671	51.10	48.90
4	3	15	6	16	13,638	7.33	54	186,045	7,354	6,284	53.92	46.08
5	16	15	7	16	13,637	7.33	55	186,045	6,693	6,944	49.08	50.92
8	8	15	7	15	13,635	7.33	56	186,045	7,039	6,596	51.62	48.38
5	16	15	7	17	13,626	7.32	57	186,045	6,408	7,218	47.03	52.97
6	17	15	4	16	13,622	7.32	58	186,045	7,030	6,592	51.61	48.39
8	22	15	7	13	13,621	7.32	59	186,045	6,734	6,887	49.44	50.56
7	24	15	6	14	13,615	7.32	60	186,045	7,062	6,553	51.87	48.13
2	12	15	5	16	13,605	7.31	61	186,045	7,235	6,370	53.18	46.82
4	4	15	7	15	13,603	7.31	62	186,045	7,227	6,376	53.13	46.87
4	18	15	7	15	13,596	7.31	63	186,045	6,935	6,661	51.01	48.99

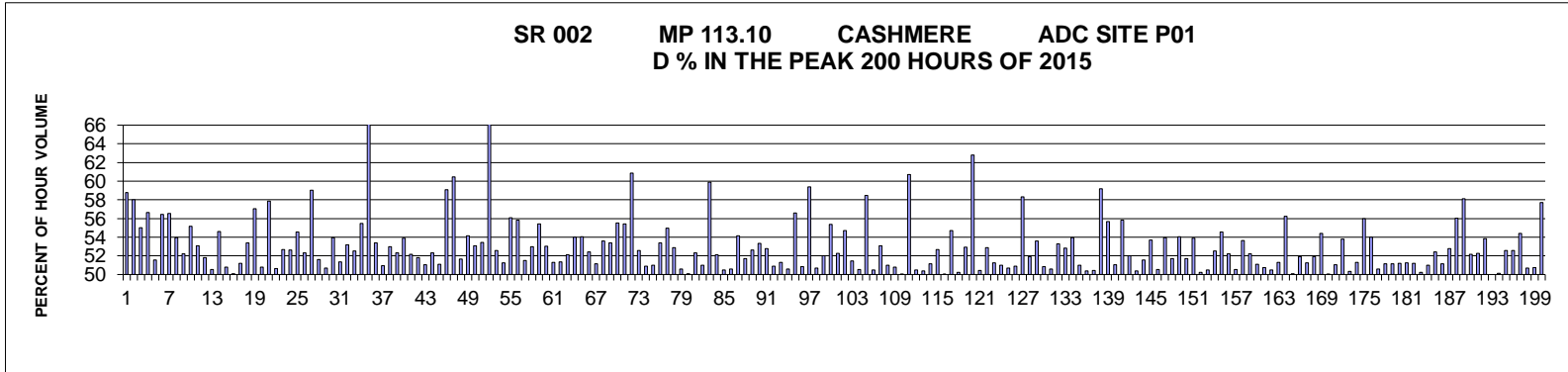
MO	DY	YR	DAY OF WK	HR	HR VOL	PERCENT OF AADT	HOUR NUMBER	AADT	NORTH VOLUME	SOUTH VOLUME	PERCENT NORTH IS OF TOTAL VOLUME	PERCENT SOUTH IS OF TOTAL VOLUME
12	4	15	6	17	13,596	7.31	64	186,045	7,019	6,577	51.63	48.37
12	11	15	6	15	13,594	7.31	65	186,045	7,136	6,458	52.49	47.51
7	23	15	5	16	13,590	7.30	66	186,045	7,096	6,494	52.21	47.79
5	16	15	7	15	13,589	7.30	67	186,045	6,619	6,970	48.71	51.29
7	23	15	5	17	13,589	7.30	68	186,045	7,118	6,471	52.38	47.62
3	13	15	6	17	13,586	7.30	69	186,045	6,968	6,618	51.29	48.71
2	13	15	6	17	13,583	7.30	70	186,045	6,886	6,697	50.70	49.30
8	13	15	5	16	13,579	7.30	71	186,045	6,979	6,600	51.40	48.60
4	8	15	4	17	13,576	7.30	72	186,045	6,845	6,731	50.42	49.58
3	28	15	7	15	13,575	7.30	73	186,045	7,168	6,407	52.80	47.20
4	6	15	2	16	13,575	7.30	74	186,045	7,478	6,097	55.09	44.91
7	28	15	3	16	13,574	7.30	75	186,045	7,038	6,536	51.85	48.15
3	26	15	5	16	13,564	7.29	76	186,045	7,051	6,513	51.98	48.02
11	6	15	6	15	13,560	7.29	77	186,045	7,073	6,487	52.16	47.84
5	21	15	5	16	13,558	7.29	78	186,045	7,022	6,536	51.79	48.21
8	8	15	7	12	13,557	7.29	79	186,045	6,790	6,767	50.08	49.92
8	27	15	5	16	13,556	7.29	80	186,045	7,024	6,532	51.81	48.19
4	17	15	6	16	13,555	7.29	81	186,045	6,835	6,720	50.42	49.58
7	10	15	6	17	13,555	7.29	82	186,045	6,983	6,572	51.52	48.48
8	11	15	3	16	13,552	7.28	83	186,045	6,988	6,564	51.56	48.44
10	23	15	6	16	13,551	7.28	84	186,045	6,919	6,632	51.06	48.94
8	22	15	7	16	13,550	7.28	85	186,045	6,920	6,630	51.07	48.93
3	20	15	6	17	13,549	7.28	86	186,045	7,140	6,409	52.70	47.30
7	10	15	6	14	13,549	7.28	87	186,045	7,102	6,447	52.42	47.58
8	11	15	3	17	13,546	7.28	88	186,045	6,935	6,611	51.20	48.80
11	21	15	7	15	13,541	7.28	89	186,045	7,239	6,302	53.46	46.54
5	15	15	6	15	13,539	7.28	90	186,045	6,940	6,599	51.26	48.74
5	21	15	5	17	13,538	7.28	91	186,045	7,079	6,459	52.29	47.71
5	9	15	7	16	13,535	7.28	92	186,045	6,904	6,631	51.01	48.99
6	18	15	5	17	13,535	7.28	93	186,045	6,873	6,662	50.78	49.22
5	8	15	6	15	13,532	7.27	94	186,045	6,953	6,579	51.38	48.62
8	22	15	7	11	13,532	7.27	95	186,045	6,484	7,048	47.92	52.08
6	20	15	7	12	13,526	7.27	96	186,045	6,494	7,032	48.01	51.99
8	12	15	4	17	13,522	7.27	97	186,045	7,182	6,340	53.11	46.89
4	5	15	1	14	13,519	7.27	98	186,045	7,071	6,448	52.30	47.70
6	13	15	7	15	13,519	7.27	99	186,045	7,244	6,275	53.58	46.42
1	19	15	2	16	13,518	7.27	100	186,045	7,197	6,321	53.24	46.76
8	28	15	6	15	13,515	7.26	101	186,045	7,001	6,514	51.80	48.20
10	2	15	6	17	13,514	7.26	102	186,045	6,886	6,628	50.95	49.05
12	18	15	6	15	13,513	7.26	103	186,045	7,066	6,447	52.29	47.71
2	27	15	6	17	13,509	7.26	104	186,045	7,150	6,359	52.93	47.07
12	11	15	6	16	13,507	7.26	105	186,045	7,035	6,472	52.08	47.92
5	28	15	5	16	13,506	7.26	106	186,045	7,008	6,498	51.89	48.11
8	6	15	5	16	13,495	7.25	107	186,045	6,934	6,561	51.38	48.62
6	11	15	5	17	13,494	7.25	108	186,045	6,951	6,543	51.51	48.49
8	27	15	5	17	13,494	7.25	109	186,045	6,889	6,605	51.05	48.95
4	6	15	2	17	13,493	7.25	110	186,045	7,400	6,093	54.84	45.16
5	15	15	6	18	13,482	7.25	111	186,045	7,062	6,420	52.38	47.62
7	9	15	5	15	13,481	7.25	112	186,045	6,827	6,654	50.64	49.36

MO	DY	YR	DAY OF WK	HR	HR VOL	PERCENT OF AADT	HOUR NUMBER	AADT	NORTH VOLUME	SOUTH VOLUME	PERCENT NORTH IS OF TOTAL VOLUME	PERCENT SOUTH IS OF TOTAL VOLUME
6	13	15	7	16	13,480	7.25	113	186,045	7,049	6,431	52.29	47.71
3	28	15	7	17	13,468	7.24	114	186,045	6,689	6,779	49.67	50.33
5	14	15	5	17	13,461	7.24	115	186,045	6,894	6,567	51.21	48.79
6	3	15	4	17	13,460	7.23	116	186,045	7,241	6,219	53.80	46.20
8	5	15	4	17	13,458	7.23	117	186,045	6,946	6,512	51.61	48.39
4	5	15	1	13	13,454	7.23	118	186,045	7,279	6,175	54.10	45.90
5	22	15	6	16	13,453	7.23	119	186,045	6,950	6,503	51.66	48.34
3	21	15	7	17	13,452	7.23	120	186,045	7,207	6,245	53.58	46.42
7	29	15	4	17	13,449	7.23	121	186,045	6,943	6,506	51.62	48.38
2	27	15	6	15	13,448	7.23	122	186,045	7,204	6,244	53.57	46.43
8	16	15	1	14	13,448	7.23	123	186,045	6,356	7,092	47.26	52.74
4	8	15	4	16	13,445	7.23	124	186,045	6,913	6,532	51.42	48.58
3	18	15	4	16	13,443	7.23	125	186,045	7,176	6,267	53.38	46.62
5	14	15	5	16	13,442	7.23	126	186,045	7,093	6,349	52.77	47.23
8	4	15	3	16	13,441	7.22	127	186,045	7,001	6,440	52.09	47.91
8	17	15	2	16	13,440	7.22	128	186,045	7,042	6,398	52.40	47.60
8	26	15	4	17	13,440	7.22	129	186,045	7,122	6,318	52.99	47.01
9	26	15	7	12	13,440	7.22	130	186,045	6,610	6,830	49.18	50.82
4	3	15	6	15	13,438	7.22	131	186,045	7,081	6,357	52.69	47.31
8	28	15	6	17	13,437	7.22	132	186,045	7,157	6,280	53.26	46.74
8	15	15	7	16	13,435	7.22	133	186,045	6,745	6,690	50.20	49.80
6	12	15	6	17	13,433	7.22	134	186,045	6,809	6,624	50.69	49.31
7	15	15	4	15	13,432	7.22	135	186,045	7,028	6,404	52.32	47.68
7	22	15	4	17	13,432	7.22	136	186,045	6,885	6,547	51.26	48.74
12	22	15	3	15	13,423	7.21	137	186,045	6,983	6,440	52.02	47.98
8	25	15	3	17	13,420	7.21	138	186,045	6,879	6,541	51.26	48.74
5	9	15	7	15	13,419	7.21	139	186,045	6,849	6,570	51.04	48.96
2	26	15	5	17	13,417	7.21	140	186,045	7,178	6,239	53.50	46.50
8	19	15	4	17	13,417	7.21	141	186,045	6,926	6,491	51.62	48.38
5	29	15	6	15	13,416	7.21	142	186,045	7,106	6,310	52.97	47.03
12	19	15	7	16	13,414	7.21	143	186,045	6,900	6,514	51.44	48.56
3	20	15	6	16	13,410	7.21	144	186,045	7,040	6,370	52.50	47.50
7	25	15	7	18	13,410	7.21	145	186,045	7,125	6,285	53.13	46.87
4	10	15	6	17	13,408	7.21	146	186,045	6,918	6,490	51.60	48.40
8	12	15	4	16	13,406	7.21	147	186,045	7,002	6,404	52.23	47.77
5	29	15	6	17	13,402	7.20	148	186,045	6,894	6,508	51.44	48.56
3	5	15	5	16	13,401	7.20	149	186,045	6,888	6,513	51.40	48.60
6	14	15	1	17	13,401	7.20	150	186,045	6,334	7,067	47.27	52.73
2	20	15	6	15	13,400	7.20	151	186,045	7,116	6,284	53.10	46.90
4	30	15	5	17	13,399	7.20	152	186,045	6,940	6,459	51.79	48.21
5	7	15	5	16	13,398	7.20	153	186,045	6,866	6,532	51.25	48.75
7	6	15	2	15	13,393	7.20	154	186,045	6,869	6,524	51.29	48.71
4	1	15	4	16	13,392	7.20	155	186,045	7,022	6,370	52.43	47.57
8	16	15	1	13	13,391	7.20	156	186,045	6,365	7,026	47.53	52.47
4	7	15	3	16	13,387	7.20	157	186,045	7,060	6,327	52.74	47.26
7	20	15	2	16	13,387	7.20	158	186,045	7,117	6,270	53.16	46.84
8	21	15	6	17	13,387	7.20	159	186,045	6,833	6,554	51.04	48.96
4	25	15	7	15	13,383	7.19	160	186,045	7,039	6,344	52.60	47.40
6	19	15	6	15	13,383	7.19	161	186,045	6,933	6,450	51.80	48.20

MO	DY	YR	DAY OF WK	HR	HR VOL	PERCENT OF AADT	HOUR NUMBER	AADT	NORTH VOLUME	SOUTH VOLUME	PERCENT NORTH IS OF TOTAL VOLUME	PERCENT SOUTH IS OF TOTAL VOLUME
7	7	15	3	16	13,383	7.19	162	186,045	7,059	6,324	52.75	47.25
8	22	15	7	15	13,381	7.19	163	186,045	6,751	6,630	50.45	49.55
2	12	15	5	17	13,379	7.19	164	186,045	7,088	6,291	52.98	47.02
6	12	15	6	15	13,378	7.19	165	186,045	6,492	6,886	48.53	51.47
5	26	15	3	16	13,377	7.19	166	186,045	7,200	6,177	53.82	46.18
3	21	15	7	15	13,376	7.19	167	186,045	6,937	6,439	51.86	48.14
7	11	15	7	16	13,371	7.19	168	186,045	6,716	6,655	50.23	49.77
2	26	15	5	16	13,369	7.19	169	186,045	7,224	6,145	54.04	45.96
7	10	15	6	18	13,368	7.19	170	186,045	6,983	6,385	52.24	47.76
8	20	15	5	16	13,368	7.19	171	186,045	6,856	6,512	51.29	48.71
8	10	15	2	17	13,367	7.18	172	186,045	6,950	6,417	51.99	48.01
12	4	15	6	15	13,367	7.18	173	186,045	6,865	6,502	51.36	48.64
7	16	15	5	16	13,366	7.18	174	186,045	6,851	6,515	51.26	48.74
11	21	15	7	18	13,366	7.18	175	186,045	6,690	6,676	50.05	49.95
8	17	15	2	15	13,365	7.18	176	186,045	6,946	6,419	51.97	48.03
4	9	15	5	15	13,364	7.18	177	186,045	7,161	6,203	53.58	46.42
8	24	15	2	16	13,356	7.18	178	186,045	7,069	6,287	52.93	47.07
7	15	15	4	16	13,353	7.18	179	186,045	6,833	6,520	51.17	48.83
11	25	15	4	14	13,351	7.18	180	186,045	7,021	6,330	52.59	47.41
6	5	15	6	14	13,350	7.18	181	186,045	7,002	6,348	52.45	47.55
12	24	15	5	16	13,350	7.18	182	186,045	7,098	6,252	53.17	46.83
6	16	15	3	16	13,348	7.17	183	186,045	7,104	6,244	53.22	46.78
8	10	15	2	16	13,348	7.17	184	186,045	6,848	6,500	51.30	48.70
6	18	15	5	15	13,347	7.17	185	186,045	6,857	6,490	51.37	48.63
8	7	15	6	13	13,347	7.17	186	186,045	7,120	6,227	53.35	46.65
7	16	15	5	17	13,345	7.17	187	186,045	6,863	6,482	51.43	48.57
3	26	15	5	17	13,344	7.17	188	186,045	6,979	6,365	52.30	47.70
5	27	15	4	17	13,341	7.17	189	186,045	6,872	6,469	51.51	48.49
8	3	15	2	17	13,341	7.17	190	186,045	6,969	6,372	52.24	47.76
3	28	15	7	16	13,337	7.17	191	186,045	6,717	6,620	50.36	49.64
11	25	15	4	15	13,336	7.17	192	186,045	6,970	6,366	52.26	47.74
7	21	15	3	17	13,335	7.17	193	186,045	6,821	6,514	51.15	48.85
8	24	15	2	17	13,332	7.17	194	186,045	6,942	6,390	52.07	47.93
4	4	15	7	14	13,331	7.17	195	186,045	7,139	6,192	53.55	46.45
8	6	15	5	17	13,331	7.17	196	186,045	7,033	6,298	52.76	47.24
5	20	15	4	16	13,330	7.16	197	186,045	7,000	6,330	52.51	47.49
8	25	15	3	16	13,330	7.16	198	186,045	6,993	6,337	52.46	47.54
3	7	15	7	17	13,327	7.16	199	186,045	6,810	6,517	51.10	48.90
6	12	15	6	14	13,327	7.16	200	186,045	6,923	6,404	51.95	48.05



AADT= 22858 K 30 FACTOR= 10.98 K 100 FACTOR= 9.97 K 200 FACTOR= 9.44 D 30 FACTOR= 53.94



MO	DY	YR	DAY OF WK	HR	HR VOL	PERCENT OF AADT	HOUR NUMBER	AADT	EAST VOLUME	WEST VOLUME	PERCENT EAST IS OF TOTAL VOLUME	PERCENT WEST IS OF TOTAL VOLUME
5	22	15	6	17	2,792	12.21	1	22,858	1,641	1,151	58.78	41.22
5	22	15	6	16	2,748	12.02	2	22,858	1,594	1,154	58.01	41.99
10	16	15	6	17	2,747	12.02	3	22,858	1,511	1,236	55.01	44.99
9	11	15	6	16	2,716	11.88	4	22,858	1,539	1,177	56.66	43.34
8	7	15	6	16	2,684	11.74	5	22,858	1,384	1,300	51.56	48.44
9	4	15	6	16	2,680	11.72	6	22,858	1,513	1,167	56.46	43.54
9	4	15	6	17	2,675	11.70	7	22,858	1,513	1,162	56.56	43.44
8	14	15	6	17	2,644	11.57	8	22,858	1,426	1,218	53.93	46.07
10	9	15	6	17	2,642	11.56	9	22,858	1,379	1,263	52.20	47.80
6	19	15	6	17	2,637	11.54	10	22,858	1,454	1,183	55.14	44.86
9	18	15	6	17	2,629	11.50	11	22,858	1,396	1,233	53.10	46.90
8	28	15	6	16	2,616	11.44	12	22,858	1,356	1,260	51.83	48.17
9	25	15	6	17	2,616	11.44	13	22,858	1,322	1,294	50.54	49.46
9	10	15	5	17	2,596	11.36	14	22,858	1,418	1,178	54.62	45.38

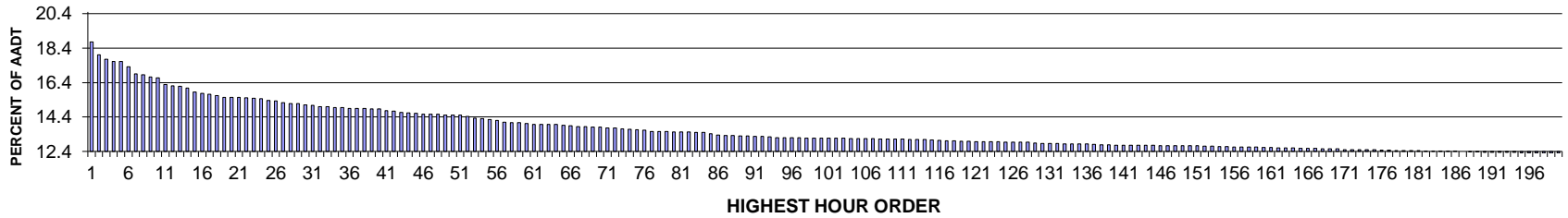
MO	DY	YR	DAY OF WK	HR	HR VOL	PERCENT OF AADT	HOUR NUMBER	AADT	EAST VOLUME	WEST VOLUME	PERCENT EAST IS OF TOTAL VOLUME	PERCENT WEST IS OF TOTAL VOLUME
9	11	15	6	18	2,596	11.36	15	22,858	1,277	1,319	49.19	50.81
8	14	15	6	16	2,595	11.35	16	22,858	1,300	1,295	50.10	49.90
9	11	15	6	17	2,584	11.30	17	22,858	1,323	1,261	51.20	48.80
6	19	15	6	16	2,570	11.24	18	22,858	1,372	1,198	53.39	46.61
6	5	15	6	17	2,569	11.24	19	22,858	1,466	1,103	57.07	42.93
8	7	15	6	15	2,569	11.24	20	22,858	1,305	1,264	50.80	49.20
5	22	15	6	18	2,564	11.22	21	22,858	1,483	1,081	57.84	42.16
10	2	15	6	17	2,564	11.22	22	22,858	1,298	1,266	50.62	49.38
10	2	15	6	16	2,562	11.21	23	22,858	1,349	1,213	52.65	47.35
10	16	15	6	16	2,561	11.20	24	22,858	1,347	1,214	52.60	47.40
9	18	15	6	16	2,558	11.19	25	22,858	1,396	1,162	54.57	45.43
9	4	15	6	18	2,557	11.19	26	22,858	1,338	1,219	52.33	47.67
6	5	15	6	16	2,541	11.12	27	22,858	1,500	1,041	59.03	40.97
10	23	15	6	17	2,534	11.09	28	22,858	1,307	1,227	51.58	48.42
8	21	15	6	16	2,522	11.03	29	22,858	1,244	1,278	49.33	50.67
8	14	15	6	15	2,510	10.98	30	22,858	1,354	1,156	53.94	46.06
10	16	15	6	18	2,498	10.93	31	22,858	1,283	1,215	51.36	48.64
5	29	15	6	16	2,497	10.92	32	22,858	1,328	1,169	53.18	46.82
4	10	15	6	17	2,471	10.81	33	22,858	1,298	1,173	52.53	47.47
6	19	15	6	15	2,457	10.75	34	22,858	1,363	1,094	55.47	44.53
5	25	15	2	13	2,454	10.74	35	22,858	823	1,631	33.54	66.46
8	21	15	6	17	2,453	10.73	36	22,858	1,310	1,143	53.40	46.60
6	19	15	6	18	2,451	10.72	37	22,858	1,249	1,202	50.96	49.04
10	2	15	6	18	2,449	10.71	38	22,858	1,152	1,297	47.04	52.96
10	9	15	6	16	2,448	10.71	39	22,858	1,281	1,167	52.33	47.67
8	7	15	6	17	2,445	10.70	40	22,858	1,317	1,128	53.87	46.13
5	1	15	6	16	2,440	10.67	41	22,858	1,273	1,167	52.17	47.83
10	9	15	6	18	2,430	10.63	42	22,858	1,259	1,171	51.81	48.19
9	8	15	3	17	2,426	10.61	43	22,858	1,188	1,238	48.97	51.03
9	25	15	6	16	2,424	10.60	44	22,858	1,268	1,156	52.31	47.69
6	5	15	6	18	2,415	10.57	45	22,858	1,234	1,181	51.10	48.90
5	22	15	6	15	2,414	10.56	46	22,858	1,426	988	59.07	40.93
6	28	15	1	13	2,412	10.55	47	22,858	954	1,458	39.55	60.45
8	28	15	6	17	2,409	10.54	48	22,858	1,244	1,165	51.64	48.36
6	12	15	6	16	2,407	10.53	49	22,858	1,303	1,104	54.13	45.87
6	12	15	6	18	2,407	10.53	50	22,858	1,278	1,129	53.10	46.90
9	10	15	5	16	2,403	10.51	51	22,858	1,284	1,119	53.43	46.57
5	25	15	2	12	2,400	10.50	52	22,858	787	1,613	32.79	67.21
8	14	15	6	18	2,398	10.49	53	22,858	1,137	1,261	47.41	52.59
5	29	15	6	17	2,395	10.48	54	22,858	1,228	1,167	51.27	48.73
6	12	15	6	17	2,393	10.47	55	22,858	1,342	1,051	56.08	43.92
9	2	15	4	16	2,390	10.46	56	22,858	1,334	1,056	55.82	44.18
4	10	15	6	16	2,383	10.43	57	22,858	1,227	1,156	51.49	48.51
10	23	15	6	16	2,382	10.42	58	22,858	1,262	1,120	52.98	47.02
9	3	15	5	16	2,379	10.41	59	22,858	1,319	1,060	55.44	44.56
8	13	15	5	16	2,374	10.39	60	22,858	1,259	1,115	53.03	46.97
10	15	15	5	17	2,371	10.37	61	22,858	1,216	1,155	51.29	48.71
5	15	15	6	17	2,369	10.36	62	22,858	1,217	1,152	51.37	48.63
8	13	15	5	17	2,369	10.36	63	22,858	1,235	1,134	52.13	47.87

MO	DY	YR	DAY OF WK	HR	HR VOL	PERCENT OF AADT	HOUR NUMBER	AADT	EAST VOLUME	WEST VOLUME	PERCENT EAST IS OF TOTAL VOLUME	PERCENT WEST IS OF TOTAL VOLUME
11	25	15	4	16	2,365	10.35	64	22,858	1,277	1,088	54.00	46.00
5	1	15	6	17	2,362	10.33	65	22,858	1,277	1,085	54.06	45.94
9	18	15	6	18	2,357	10.31	66	22,858	1,235	1,122	52.40	47.60
9	25	15	6	18	2,356	10.31	67	22,858	1,151	1,205	48.85	51.15
5	15	15	6	16	2,354	10.30	68	22,858	1,261	1,093	53.57	46.43
5	8	15	6	16	2,346	10.26	69	22,858	1,253	1,093	53.41	46.59
9	4	15	6	15	2,346	10.26	70	22,858	1,302	1,044	55.50	44.50
6	21	15	1	13	2,345	10.26	71	22,858	1,045	1,300	44.56	55.44
6	21	15	1	14	2,344	10.25	72	22,858	918	1,426	39.16	60.84
9	3	15	5	17	2,339	10.23	73	22,858	1,230	1,109	52.59	47.41
9	17	15	5	17	2,339	10.23	74	22,858	1,190	1,149	50.88	49.12
9	9	15	4	17	2,338	10.23	75	22,858	1,192	1,146	50.98	49.02
4	24	15	6	16	2,337	10.22	76	22,858	1,248	1,089	53.40	46.60
6	26	15	6	17	2,335	10.22	77	22,858	1,283	1,052	54.95	45.05
5	8	15	6	17	2,325	10.17	78	22,858	1,229	1,096	52.86	47.14
9	24	15	5	17	2,319	10.15	79	22,858	1,146	1,173	49.42	50.58
3	13	15	6	17	2,317	10.14	80	22,858	1,157	1,160	49.94	50.06
9	8	15	3	16	2,317	10.14	81	22,858	1,212	1,105	52.31	47.69
6	19	15	6	14	2,316	10.13	82	22,858	1,181	1,135	50.99	49.01
9	13	15	1	15	2,308	10.10	83	22,858	926	1,382	40.12	59.88
9	14	15	2	17	2,308	10.10	84	22,858	1,203	1,105	52.12	47.88
9	15	15	3	17	2,305	10.08	85	22,858	1,164	1,141	50.50	49.50
10	8	15	5	17	2,304	10.08	86	22,858	1,166	1,138	50.61	49.39
6	26	15	6	16	2,303	10.08	87	22,858	1,247	1,056	54.15	45.85
10	1	15	5	17	2,301	10.07	88	22,858	1,111	1,190	48.28	51.72
10	30	15	6	16	2,301	10.07	89	22,858	1,211	1,090	52.63	47.37
8	14	15	6	14	2,299	10.06	90	22,858	1,226	1,073	53.33	46.67
10	22	15	5	17	2,298	10.05	91	22,858	1,213	1,085	52.79	47.21
6	18	15	5	17	2,293	10.03	92	22,858	1,167	1,126	50.89	49.11
6	25	15	5	18	2,291	10.02	93	22,858	1,116	1,175	48.71	51.29
8	7	15	6	18	2,285	10.00	94	22,858	1,156	1,129	50.59	49.41
9	11	15	6	15	2,285	10.00	95	22,858	1,293	992	56.59	43.41
4	17	15	6	17	2,284	9.99	96	22,858	1,161	1,123	50.83	49.17
5	22	15	6	14	2,284	9.99	97	22,858	1,356	928	59.37	40.63
11	6	15	6	17	2,284	9.99	98	22,858	1,126	1,158	49.30	50.70
10	23	15	6	18	2,280	9.97	99	22,858	1,186	1,094	52.02	47.98
6	21	15	1	15	2,278	9.97	100	22,858	1,017	1,261	44.64	55.36
8	7	15	6	14	2,277	9.96	101	22,858	1,190	1,087	52.26	47.74
8	9	15	1	14	2,277	9.96	102	22,858	1,031	1,246	45.28	54.72
8	27	15	5	17	2,273	9.94	103	22,858	1,169	1,104	51.43	48.57
8	27	15	5	16	2,272	9.94	104	22,858	1,124	1,148	49.47	50.53
8	9	15	1	13	2,270	9.93	105	22,858	943	1,327	41.54	58.46
3	20	15	6	17	2,268	9.92	106	22,858	1,145	1,123	50.49	49.51
10	30	15	6	17	2,266	9.91	107	22,858	1,063	1,203	46.91	53.09
11	6	15	6	16	2,262	9.90	108	22,858	1,109	1,153	49.03	50.97
9	23	15	4	17	2,260	9.89	109	22,858	1,112	1,148	49.20	50.80
8	20	15	5	16	2,256	9.87	110	22,858	1,127	1,129	49.96	50.04
10	11	15	1	15	2,256	9.87	111	22,858	886	1,370	39.27	60.73
11	13	15	6	17	2,256	9.87	112	22,858	1,117	1,139	49.51	50.49

MO	DY	YR	DAY OF WK	HR	HR VOL	PERCENT OF AADT	HOUR NUMBER	AADT	EAST VOLUME	WEST VOLUME	PERCENT EAST IS OF TOTAL VOLUME	PERCENT WEST IS OF TOTAL VOLUME
8	5	15	4	16	2,255	9.87	113	22,858	1,136	1,119	50.38	49.62
8	31	15	2	16	2,255	9.87	114	22,858	1,153	1,102	51.13	48.87
8	5	15	4	17	2,253	9.86	115	22,858	1,187	1,066	52.69	47.31
8	20	15	5	17	2,252	9.85	116	22,858	1,125	1,127	49.96	50.04
9	9	15	4	16	2,251	9.85	117	22,858	1,232	1,019	54.73	45.27
10	6	15	3	17	2,251	9.85	118	22,858	1,120	1,131	49.76	50.24
10	9	15	6	15	2,251	9.85	119	22,858	1,192	1,059	52.95	47.05
5	25	15	2	14	2,248	9.83	120	22,858	836	1,412	37.19	62.81
8	14	15	6	13	2,247	9.83	121	22,858	1,114	1,133	49.58	50.42
5	21	15	5	17	2,245	9.82	122	22,858	1,187	1,058	52.87	47.13
9	12	15	7	16	2,245	9.82	123	22,858	1,151	1,094	51.27	48.73
9	22	15	3	17	2,244	9.82	124	22,858	1,099	1,145	48.98	51.02
9	30	15	4	17	2,242	9.81	125	22,858	1,106	1,136	49.33	50.67
11	13	15	6	16	2,241	9.80	126	22,858	1,140	1,101	50.87	49.13
5	23	15	7	13	2,240	9.80	127	22,858	1,306	934	58.30	41.70
4	24	15	6	17	2,239	9.80	128	22,858	1,162	1,077	51.90	48.10
9	10	15	5	18	2,235	9.78	129	22,858	1,037	1,198	46.40	53.60
10	8	15	5	16	2,232	9.76	130	22,858	1,097	1,135	49.15	50.85
6	18	15	5	16	2,229	9.75	131	22,858	1,128	1,101	50.61	49.39
8	14	15	6	19	2,228	9.75	132	22,858	1,041	1,187	46.72	53.28
8	28	15	6	18	2,226	9.74	133	22,858	1,050	1,176	47.17	52.83
5	21	15	5	16	2,224	9.73	134	22,858	1,200	1,024	53.96	46.04
10	16	15	6	15	2,223	9.73	135	22,858	1,133	1,090	50.97	49.03
6	26	15	6	14	2,222	9.72	136	22,858	1,103	1,119	49.64	50.36
10	1	15	5	16	2,222	9.72	137	22,858	1,120	1,102	50.41	49.59
6	28	15	1	12	2,221	9.72	138	22,858	907	1,314	40.84	59.16
6	21	15	1	16	2,220	9.71	139	22,858	984	1,236	44.32	55.68
10	15	15	5	16	2,220	9.71	140	22,858	1,087	1,133	48.96	51.04
9	20	15	1	13	2,219	9.71	141	22,858	980	1,239	44.16	55.84
9	29	15	3	17	2,219	9.71	142	22,858	1,065	1,154	47.99	52.01
10	14	15	4	16	2,217	9.70	143	22,858	1,117	1,100	50.38	49.62
6	24	15	4	17	2,216	9.69	144	22,858	1,142	1,074	51.53	48.47
6	26	15	6	15	2,216	9.69	145	22,858	1,190	1,026	53.70	46.30
8	4	15	3	17	2,215	9.69	146	22,858	1,120	1,095	50.56	49.44
10	12	15	2	17	2,214	9.69	147	22,858	1,019	1,195	46.03	53.97
9	28	15	2	16	2,212	9.68	148	22,858	1,144	1,068	51.72	48.28
4	17	15	6	16	2,209	9.66	149	22,858	1,194	1,015	54.05	45.95
9	16	15	4	17	2,208	9.66	150	22,858	1,142	1,066	51.72	48.28
12	30	15	4	17	2,207	9.66	151	22,858	1,189	1,018	53.87	46.13
9	29	15	3	16	2,205	9.65	152	22,858	1,097	1,108	49.75	50.25
5	28	15	5	17	2,202	9.63	153	22,858	1,090	1,112	49.50	50.50
6	12	15	6	15	2,202	9.63	154	22,858	1,157	1,045	52.54	47.46
11	25	15	4	17	2,202	9.63	155	22,858	1,201	1,001	54.54	45.46
3	27	15	6	17	2,199	9.62	156	22,858	1,148	1,051	52.21	47.79
6	4	15	5	17	2,199	9.62	157	22,858	1,088	1,111	49.48	50.52
9	17	15	5	16	2,199	9.62	158	22,858	1,179	1,020	53.62	46.38
9	21	15	2	17	2,199	9.62	159	22,858	1,051	1,148	47.79	52.21
6	25	15	5	17	2,198	9.62	160	22,858	1,075	1,123	48.91	51.09
8	26	15	4	17	2,196	9.61	161	22,858	1,114	1,082	50.73	49.27

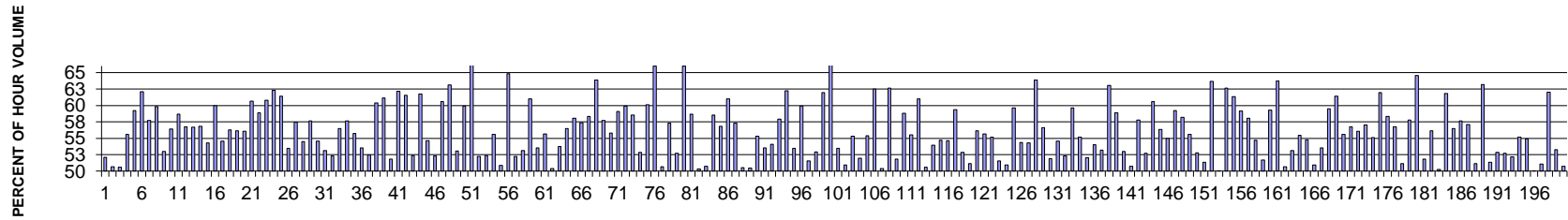
MO	DY	YR	DAY OF WK	HR	HR VOL	PERCENT OF AADT	HOUR NUMBER	AADT	EAST VOLUME	WEST VOLUME	PERCENT EAST IS OF TOTAL VOLUME	PERCENT WEST IS OF TOTAL VOLUME
8	8	15	7	13	2,195	9.60	162	22,858	1,087	1,108	49.52	50.48
6	11	15	5	17	2,194	9.60	163	22,858	1,069	1,125	48.72	51.28
9	7	15	2	17	2,194	9.60	164	22,858	1,234	960	56.24	43.76
11	5	15	5	17	2,194	9.60	165	22,858	1,099	1,095	50.09	49.91
10	13	15	3	17	2,190	9.58	166	22,858	1,053	1,137	48.08	51.92
5	29	15	6	18	2,189	9.58	167	22,858	1,067	1,122	48.74	51.26
9	14	15	2	16	2,189	9.58	168	22,858	1,136	1,053	51.90	48.10
2	13	15	6	17	2,187	9.57	169	22,858	1,190	997	54.41	45.59
5	15	15	6	18	2,187	9.57	170	22,858	1,094	1,093	50.02	49.98
8	9	15	1	15	2,183	9.55	171	22,858	1,069	1,114	48.97	51.03
9	5	15	7	16	2,183	9.55	172	22,858	1,174	1,009	53.78	46.22
10	27	15	3	17	2,183	9.55	173	22,858	1,099	1,084	50.34	49.66
5	8	15	6	18	2,181	9.54	174	22,858	1,119	1,062	51.31	48.69
8	16	15	1	15	2,181	9.54	175	22,858	960	1,221	44.02	55.98
9	12	15	7	15	2,181	9.54	176	22,858	1,178	1,003	54.01	45.99
5	14	15	5	17	2,177	9.52	177	22,858	1,076	1,101	49.43	50.57
6	26	15	6	18	2,174	9.51	178	22,858	1,112	1,062	51.15	48.85
3	13	15	6	16	2,173	9.51	179	22,858	1,111	1,062	51.13	48.87
10	14	15	4	17	2,173	9.51	180	22,858	1,060	1,113	48.78	51.22
9	21	15	2	16	2,172	9.50	181	22,858	1,113	1,059	51.24	48.76
9	22	15	3	16	2,172	9.50	182	22,858	1,112	1,060	51.20	48.80
9	24	15	5	16	2,172	9.50	183	22,858	1,081	1,091	49.77	50.23
8	25	15	3	17	2,171	9.50	184	22,858	1,064	1,107	49.01	50.99
12	4	15	6	17	2,171	9.50	185	22,858	1,138	1,033	52.42	47.58
10	22	15	5	16	2,167	9.48	186	22,858	1,108	1,059	51.13	48.87
6	25	15	5	16	2,165	9.47	187	22,858	1,142	1,023	52.75	47.25
10	3	15	7	13	2,165	9.47	188	22,858	1,213	952	56.03	43.97
6	14	15	1	13	2,164	9.47	189	22,858	907	1,257	41.91	58.09
10	12	15	2	16	2,164	9.47	190	22,858	1,035	1,129	47.83	52.17
10	20	15	3	16	2,164	9.47	191	22,858	1,131	1,033	52.26	47.74
9	28	15	2	17	2,163	9.46	192	22,858	998	1,165	46.14	53.86
4	17	15	6	18	2,162	9.46	193	22,858	1,081	1,081	50.00	50.00
5	7	15	5	16	2,160	9.45	194	22,858	1,077	1,083	49.86	50.14
8	8	15	7	14	2,160	9.45	195	22,858	1,136	1,024	52.59	47.41
9	15	15	3	16	2,160	9.45	196	22,858	1,135	1,025	52.55	47.45
9	1	15	3	16	2,158	9.44	197	22,858	1,174	984	54.40	45.60
8	10	15	2	17	2,157	9.44	198	22,858	1,093	1,064	50.67	49.33
8	19	15	4	17	2,157	9.44	199	22,858	1,062	1,095	49.24	50.76
10	4	15	1	14	2,157	9.44	200	22,858	912	1,245	42.28	57.72

SR 090 MP 218.83 RITZVILLE #1 ADC SITE P10
K FOR PEAK 200 HOURS OF 2015
Recreational Site



AADT= 11155 K 30 FACTOR= 15.09 K 100 FACTOR= 13.18 K 200 FACTOR= 12.3 D 100 FACTOR= 66.33

SR 090 MP 218.83 RITZVILLE #1 ADC SITE P10
D % IN THE PEAK 200 HOURS OF 2015



MO	DY	YR	DAY OF WK	HR	HR VOL	PERCENT OF AADT	HOUR NUMBER	AADT	EAST VOLUME	WEST VOLUME	PERCENT EAST IS OF TOTAL VOLUME	PERCENT WEST IS OF TOTAL VOLUME
11	29	15	1	15	2,092	18.75	1	11,155	1,089	1,003	52.06	47.94
8	14	15	6	16	2,008	18.00	2	11,155	991	1,017	49.35	50.65
11	29	15	1	14	1,981	17.76	3	11,155	979	1,002	49.42	50.58
8	9	15	1	14	1,966	17.62	4	11,155	873	1,093	44.40	55.60
11	29	15	1	16	1,965	17.62	5	11,155	1,164	801	59.24	40.76
7	31	15	6	14	1,932	17.32	6	11,155	733	1,199	37.94	62.06
8	9	15	1	13	1,886	16.91	7	11,155	797	1,089	42.26	57.74
6	28	15	1	14	1,881	16.86	8	11,155	755	1,126	40.14	59.86
8	9	15	1	15	1,864	16.71	9	11,155	877	987	47.05	52.95
6	28	15	1	15	1,859	16.67	10	11,155	810	1,049	43.57	56.43
8	16	15	1	14	1,816	16.28	11	11,155	750	1,066	41.30	58.70
7	26	15	1	15	1,807	16.20	12	11,155	781	1,026	43.22	56.78
11	29	15	1	13	1,804	16.17	13	11,155	781	1,023	43.29	56.71
7	5	15	1	15	1,793	16.07	14	11,155	774	1,019	43.17	56.83

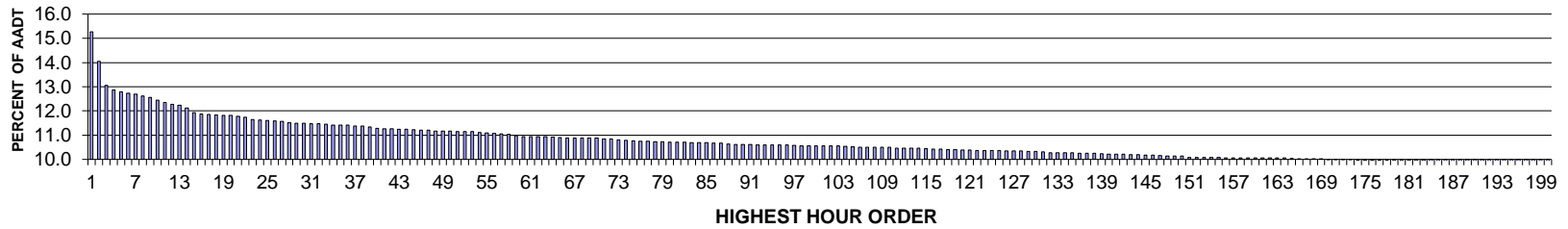
MO	DY	YR	DAY OF WK	HR	HR VOL	PERCENT OF AADT	HOUR NUMBER	AADT	EAST VOLUME	WEST VOLUME	PERCENT EAST IS OF TOTAL VOLUME	PERCENT WEST IS OF TOTAL VOLUME
7	19	15	1	15	1,767	15.84	15	11,155	808	959	45.73	54.27
7	5	15	1	14	1,760	15.78	16	11,155	704	1,056	40.00	60.00
11	25	15	4	15	1,755	15.73	17	11,155	957	798	54.53	45.47
8	23	15	1	15	1,746	15.65	18	11,155	763	983	43.70	56.30
7	5	15	1	16	1,734	15.54	19	11,155	761	973	43.89	56.11
7	26	15	1	14	1,733	15.54	20	11,155	761	972	43.91	56.09
11	29	15	1	17	1,732	15.53	21	11,155	1,050	682	60.62	39.38
6	28	15	1	16	1,731	15.52	22	11,155	712	1,019	41.13	58.87
7	19	15	1	14	1,728	15.49	23	11,155	677	1,051	39.18	60.82
8	16	15	1	13	1,723	15.45	24	11,155	650	1,073	37.72	62.28
7	26	15	1	13	1,713	15.36	25	11,155	661	1,052	38.59	61.41
7	19	15	1	16	1,710	15.33	26	11,155	796	914	46.55	53.45
9	7	15	2	13	1,700	15.24	27	11,155	724	976	42.59	57.41
7	26	15	1	16	1,694	15.19	28	11,155	771	923	45.51	54.49
11	25	15	4	16	1,692	15.17	29	11,155	975	717	57.62	42.38
7	12	15	1	14	1,683	15.09	30	11,155	765	918	45.45	54.55
8	2	15	1	16	1,682	15.08	31	11,155	789	893	46.91	53.09
8	9	15	1	16	1,672	14.99	32	11,155	874	798	52.27	47.73
8	14	15	6	17	1,672	14.99	33	11,155	728	944	43.54	56.46
8	23	15	1	14	1,668	14.95	34	11,155	706	962	42.33	57.67
8	2	15	1	14	1,666	14.94	35	11,155	738	928	44.30	55.70
8	2	15	1	15	1,662	14.90	36	11,155	772	890	46.45	53.55
8	7	15	6	16	1,662	14.90	37	11,155	871	791	52.41	47.59
8	9	15	1	12	1,662	14.90	38	11,155	659	1,003	39.65	60.35
8	16	15	1	15	1,660	14.88	39	11,155	645	1,015	38.86	61.14
7	12	15	1	16	1,658	14.86	40	11,155	799	859	48.19	51.81
7	17	15	6	15	1,648	14.77	41	11,155	1,024	624	62.14	37.86
11	29	15	1	12	1,643	14.73	42	11,155	632	1,011	38.47	61.53
8	16	15	1	16	1,636	14.67	43	11,155	779	857	47.62	52.38
8	23	15	1	13	1,632	14.63	44	11,155	624	1,008	38.24	61.76
7	12	15	1	15	1,629	14.60	45	11,155	739	890	45.37	54.63
11	25	15	4	14	1,624	14.56	46	11,155	775	849	47.72	52.28
11	25	15	4	17	1,624	14.56	47	11,155	984	640	60.59	39.41
8	30	15	1	14	1,623	14.55	48	11,155	598	1,025	36.85	63.15
9	7	15	2	16	1,620	14.52	49	11,155	761	859	46.98	53.02
6	28	15	1	17	1,618	14.50	50	11,155	649	969	40.11	59.89
7	5	15	1	13	1,618	14.50	51	11,155	543	1,075	33.56	66.44
8	14	15	6	15	1,609	14.42	52	11,155	840	769	52.21	47.79
8	7	15	6	15	1,599	14.33	53	11,155	837	762	52.35	47.65
8	9	15	1	17	1,596	14.31	54	11,155	887	709	55.58	44.42
8	14	15	6	14	1,591	14.26	55	11,155	809	782	50.85	49.15
7	19	15	1	13	1,584	14.20	56	11,155	557	1,027	35.16	64.84
7	26	15	1	17	1,573	14.10	57	11,155	751	822	47.74	52.26
8	7	15	6	14	1,571	14.08	58	11,155	736	835	46.85	53.15
8	30	15	1	15	1,570	14.07	59	11,155	612	958	38.98	61.02
7	24	15	6	15	1,563	14.01	60	11,155	837	726	53.55	46.45
7	5	15	1	17	1,560	13.98	61	11,155	692	868	44.36	55.64
7	31	15	6	15	1,558	13.97	62	11,155	785	773	50.39	49.61
8	23	15	1	16	1,558	13.97	63	11,155	721	837	46.28	53.72

MO	DY	YR	DAY OF WK	HR	HR VOL	PERCENT OF AADT	HOUR NUMBER	AADT	EAST VOLUME	WEST VOLUME	PERCENT IS OF TOTAL VOLUME	PERCENT WEST IS OF TOTAL VOLUME
9	7	15	2	14	1,557	13.96	64	11,155	678	879	43.55	56.45
7	26	15	1	12	1,553	13.92	65	11,155	652	901	41.98	58.02
8	7	15	6	13	1,549	13.89	66	11,155	660	889	42.61	57.39
6	14	15	1	14	1,545	13.85	67	11,155	644	901	41.68	58.32
5	3	15	1	16	1,543	13.83	68	11,155	558	985	36.16	63.84
5	3	15	1	17	1,542	13.82	69	11,155	652	890	42.28	57.72
9	7	15	2	15	1,542	13.82	70	11,155	682	860	44.23	55.77
8	2	15	1	13	1,536	13.77	71	11,155	628	908	40.89	59.11
6	26	15	6	15	1,535	13.76	72	11,155	919	616	59.87	40.13
6	28	15	1	12	1,530	13.72	73	11,155	634	896	41.44	58.56
5	8	15	6	15	1,526	13.68	74	11,155	807	719	52.88	47.12
7	12	15	1	13	1,523	13.65	75	11,155	608	915	39.92	60.08
8	16	15	1	12	1,521	13.64	76	11,155	517	1,004	33.99	66.01
7	12	15	1	17	1,513	13.56	77	11,155	766	747	50.63	49.37
6	21	15	1	14	1,512	13.55	78	11,155	646	866	42.72	57.28
6	14	15	1	15	1,511	13.55	79	11,155	715	796	47.32	52.68
7	5	15	1	12	1,510	13.54	80	11,155	514	996	34.04	65.96
6	28	15	1	18	1,508	13.52	81	11,155	623	885	41.31	58.69
9	20	15	1	16	1,508	13.52	82	11,155	749	759	49.67	50.33
7	19	15	1	17	1,507	13.51	83	11,155	743	764	49.30	50.70
7	31	15	6	16	1,506	13.50	84	11,155	881	625	58.50	41.50
9	7	15	2	12	1,498	13.43	85	11,155	647	851	43.19	56.81
8	7	15	6	12	1,488	13.34	86	11,155	580	908	38.98	61.02
8	14	15	6	12	1,487	13.33	87	11,155	635	852	42.70	57.30
8	15	15	7	11	1,487	13.33	88	11,155	751	736	50.50	49.50
8	9	15	1	18	1,483	13.29	89	11,155	748	735	50.44	49.56
11	25	15	4	13	1,482	13.29	90	11,155	662	820	44.67	55.33
3	29	15	1	14	1,480	13.27	91	11,155	688	792	46.49	53.51
6	12	15	6	15	1,480	13.27	92	11,155	800	680	54.05	45.95
8	30	15	1	16	1,477	13.24	93	11,155	622	855	42.11	57.89
9	20	15	1	13	1,473	13.20	94	11,155	556	917	37.75	62.25
6	21	15	1	15	1,472	13.20	95	11,155	685	787	46.54	53.46
10	18	15	1	15	1,472	13.20	96	11,155	590	882	40.08	59.92
6	21	15	1	16	1,471	13.19	97	11,155	758	713	51.53	48.47
5	22	15	6	14	1,470	13.18	98	11,155	692	778	47.07	52.93
6	26	15	6	16	1,470	13.18	99	11,155	911	559	61.97	38.03
7	19	15	1	12	1,470	13.18	100	11,155	495	975	33.67	66.33
9	20	15	1	15	1,470	13.18	101	11,155	684	786	46.53	53.47
6	14	15	1	16	1,469	13.17	102	11,155	721	748	49.08	50.92
6	26	15	6	14	1,468	13.16	103	11,155	812	656	55.31	44.69
5	22	15	6	15	1,467	13.15	104	11,155	762	705	51.94	48.06
7	24	15	6	12	1,467	13.15	105	11,155	655	812	44.65	55.35
6	14	15	1	13	1,466	13.14	106	11,155	550	916	37.52	62.48
8	15	15	7	12	1,466	13.14	107	11,155	739	727	50.41	49.59
6	26	15	6	17	1,465	13.13	108	11,155	918	547	62.66	37.34
8	23	15	1	17	1,465	13.13	109	11,155	706	759	48.19	51.81
5	8	15	6	16	1,464	13.12	110	11,155	861	603	58.81	41.19
8	7	15	6	17	1,464	13.12	111	11,155	813	651	55.53	44.47
9	20	15	1	14	1,461	13.10	112	11,155	570	891	39.01	60.99

MO	DY	YR	DAY OF WK	HR	HR VOL	PERCENT OF AADT	HOUR NUMBER	AADT	EAST VOLUME	WEST VOLUME	PERCENT EAST IS OF TOTAL VOLUME	PERCENT WEST IS OF TOTAL VOLUME
5	25	15	2	17	1,459	13.08	113	11,155	721	738	49.42	50.58
9	4	15	6	17	1,459	13.08	114	11,155	672	787	46.06	53.94
3	29	15	1	17	1,457	13.06	115	11,155	660	797	45.30	54.70
8	16	15	1	17	1,454	13.03	116	11,155	660	794	45.39	54.61
5	25	15	2	14	1,451	13.01	117	11,155	590	861	40.66	59.34
7	10	15	6	15	1,451	13.01	118	11,155	767	684	52.86	47.14
3	15	15	1	17	1,449	12.99	119	11,155	741	708	51.14	48.86
8	14	15	6	13	1,449	12.99	120	11,155	636	813	43.89	56.11
7	3	15	6	12	1,447	12.97	121	11,155	805	642	55.63	44.37
3	29	15	1	16	1,446	12.96	122	11,155	648	798	44.81	55.19
4	12	15	1	16	1,446	12.96	123	11,155	701	745	48.48	51.52
7	10	15	6	14	1,446	12.96	124	11,155	710	736	49.10	50.90
5	22	15	6	13	1,444	12.94	125	11,155	583	861	40.37	59.63
4	12	15	1	15	1,443	12.94	126	11,155	659	784	45.67	54.33
9	13	15	1	16	1,443	12.94	127	11,155	660	783	45.74	54.26
4	17	15	6	18	1,442	12.93	128	11,155	921	521	63.87	36.13
11	28	15	7	14	1,437	12.88	129	11,155	624	813	43.42	56.58
7	26	15	1	18	1,435	12.86	130	11,155	690	745	48.08	51.92
6	19	15	6	15	1,433	12.85	131	11,155	782	651	54.57	45.43
7	17	15	6	14	1,433	12.85	132	11,155	749	684	52.27	47.73
7	12	15	1	12	1,432	12.84	133	11,155	578	854	40.36	59.64
7	24	15	6	16	1,432	12.84	134	11,155	790	642	55.17	44.83
8	21	15	6	16	1,432	12.84	135	11,155	745	687	52.03	47.97
5	25	15	2	15	1,431	12.83	136	11,155	658	773	45.98	54.02
5	25	15	2	16	1,429	12.81	137	11,155	760	669	53.18	46.82
8	30	15	1	13	1,427	12.79	138	11,155	527	900	36.93	63.07
3	22	15	1	17	1,426	12.78	139	11,155	587	839	41.16	58.84
9	5	15	7	12	1,425	12.77	140	11,155	755	670	52.98	47.02
4	12	15	1	17	1,424	12.77	141	11,155	702	722	49.30	50.70
7	5	15	1	18	1,424	12.77	142	11,155	601	823	42.21	57.79
8	1	15	7	12	1,423	12.76	143	11,155	750	673	52.71	47.29
7	2	15	5	18	1,422	12.75	144	11,155	861	561	60.55	39.45
10	4	15	1	15	1,422	12.75	145	11,155	621	801	43.67	56.33
8	21	15	6	15	1,421	12.74	146	11,155	781	640	54.96	45.04
3	29	15	1	15	1,420	12.73	147	11,155	579	841	40.77	59.23
7	31	15	6	18	1,420	12.73	148	11,155	826	594	58.17	41.83
8	21	15	6	17	1,420	12.73	149	11,155	789	631	55.56	44.44
7	3	15	6	11	1,419	12.72	150	11,155	749	670	52.78	47.22
9	7	15	2	17	1,419	12.72	151	11,155	690	729	48.63	51.37
8	23	15	1	12	1,418	12.71	152	11,155	515	903	36.32	63.68
9	4	15	6	15	1,418	12.71	153	11,155	710	708	50.07	49.93
6	14	15	1	12	1,415	12.68	154	11,155	529	886	37.39	62.61
11	25	15	4	18	1,414	12.68	155	11,155	867	547	61.32	38.68
6	7	15	1	15	1,412	12.66	156	11,155	577	835	40.86	59.14
7	6	15	2	14	1,412	12.66	157	11,155	592	820	41.93	58.07
10	18	15	1	16	1,412	12.66	158	11,155	640	772	45.33	54.67
3	15	15	1	16	1,411	12.65	159	11,155	682	729	48.33	51.67
7	31	15	6	17	1,408	12.62	160	11,155	835	573	59.30	40.70
8	7	15	6	11	1,408	12.62	161	11,155	511	897	36.29	63.71

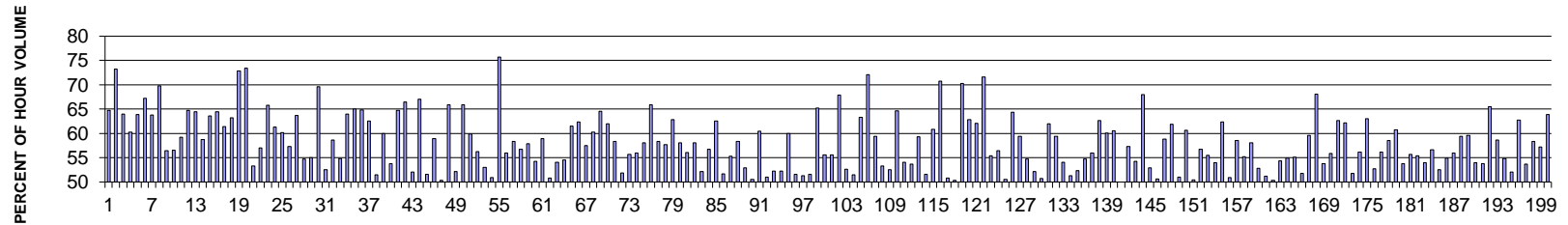
MO	DY	YR	DAY OF WK	HR	HR VOL	PERCENT OF AADT	HOUR NUMBER	AADT	EAST VOLUME	WEST VOLUME	PERCENT IS OF TOTAL VOLUME	PERCENT WEST IS OF TOTAL VOLUME
8	15	15	7	14	1,406	12.60	162	11,155	712	694	50.64	49.36
5	22	15	6	16	1,405	12.60	163	11,155	746	659	53.10	46.90
6	28	15	1	13	1,405	12.60	164	11,155	779	626	55.44	44.56
8	2	15	1	17	1,404	12.59	165	11,155	635	769	45.23	54.77
6	14	15	1	17	1,403	12.58	166	11,155	688	715	49.04	50.96
7	6	15	2	15	1,402	12.57	167	11,155	652	750	46.50	53.50
10	25	15	1	15	1,400	12.55	168	11,155	567	833	40.50	59.50
4	12	15	1	14	1,399	12.54	169	11,155	540	859	38.60	61.40
7	17	15	6	16	1,399	12.54	170	11,155	778	621	55.61	44.39
6	19	15	6	17	1,396	12.51	171	11,155	792	604	56.73	43.27
6	12	15	6	16	1,395	12.51	172	11,155	782	613	56.06	43.94
7	10	15	6	12	1,394	12.50	173	11,155	599	795	42.97	57.03
8	8	15	7	12	1,394	12.50	174	11,155	626	768	44.91	55.09
4	19	15	1	19	1,393	12.49	175	11,155	530	863	38.05	61.95
6	21	15	1	13	1,392	12.48	176	11,155	580	812	41.67	58.33
4	17	15	6	15	1,391	12.47	177	11,155	789	602	56.72	43.28
9	4	15	6	18	1,390	12.46	178	11,155	711	679	51.15	48.85
7	3	15	6	13	1,389	12.45	179	11,155	803	586	57.81	42.19
11	28	15	7	13	1,389	12.45	180	11,155	492	897	35.42	64.58
9	4	15	6	16	1,388	12.44	181	11,155	719	669	51.80	48.20
5	17	15	1	15	1,387	12.43	182	11,155	608	779	43.84	56.16
7	24	15	6	14	1,387	12.43	183	11,155	690	697	49.75	50.25
8	9	15	1	11	1,387	12.43	184	11,155	530	857	38.21	61.79
5	8	15	6	17	1,385	12.42	185	11,155	782	603	56.46	43.54
7	10	15	6	13	1,384	12.41	186	11,155	586	798	42.34	57.66
7	10	15	6	16	1,383	12.40	187	11,155	790	593	57.12	42.88
3	29	15	1	18	1,381	12.38	188	11,155	675	706	48.88	51.12
11	25	15	4	12	1,380	12.37	189	11,155	508	872	36.81	63.19
5	17	15	1	17	1,378	12.35	190	11,155	671	707	48.69	51.31
6	19	15	6	16	1,378	12.35	191	11,155	728	650	52.83	47.17
8	15	15	7	13	1,378	12.35	192	11,155	726	652	52.69	47.31
9	13	15	1	15	1,378	12.35	193	11,155	659	719	47.82	52.18
10	4	15	1	16	1,376	12.34	194	11,155	617	759	44.84	55.16
6	21	15	1	17	1,375	12.33	195	11,155	755	620	54.91	45.09
8	9	15	1	19	1,374	12.32	196	11,155	688	686	50.07	49.93
6	19	15	6	14	1,373	12.31	197	11,155	701	672	51.06	48.94
5	10	15	1	15	1,372	12.30	198	11,155	521	851	37.97	62.03
7	24	15	6	13	1,372	12.30	199	11,155	641	731	46.72	53.28
11	28	15	7	15	1,372	12.30	200	11,155	676	696	49.27	50.73

**SR 097 MP 250.35 PATEROS ADC SITE P11
K FOR PEAK 200 HOURS OF 2015**



AADT= 4716 K 30 FACTOR= 11.49 K 100 FACTOR= 10.56 K 200 FACTOR= 9.86 D 30 FACTOR= 69.56

**SR 097 MP 250.35 PATEROS ADC SITE P11
D % IN THE PEAK 200 HOURS OF 2015**



MO	DY	YR	DAY OF WK	HR	HR VOL	PERCENT OF AADT	HOUR NUMBER	AADT	NORTH VOLUME	SOUTH VOLUME	PERCENT NORTH IS OF TOTAL VOLUME	PERCENT SOUTH IS OF TOTAL VOLUME
	8	19	15	4	18	720	15.27	1	4,716	254	466	35.28 64.72
	8	19	15	4	19	662	14.04	2	4,716	177	485	26.74 73.26
	10	16	15	6	17	616	13.06	3	4,716	394	222	63.96 36.04
	7	17	15	6	18	607	12.87	4	4,716	366	241	60.30 39.70
	10	16	15	6	16	603	12.79	5	4,716	385	218	63.85 36.15
	5	22	15	6	17	601	12.74	6	4,716	404	197	67.22 32.78
	8	14	15	6	16	599	12.70	7	4,716	382	217	63.77 36.23
	7	19	15	1	12	595	12.62	8	4,716	180	415	30.25 69.75
	10	9	15	6	16	593	12.57	9	4,716	335	258	56.49 43.51
	8	14	15	6	15	587	12.45	10	4,716	332	255	56.56 43.44
	7	17	15	6	16	583	12.36	11	4,716	345	238	59.18 40.82
	6	21	15	1	13	579	12.28	12	4,716	204	375	35.23 64.77
	7	5	15	1	13	577	12.23	13	4,716	205	372	35.53 64.47
	7	17	15	6	17	572	12.13	14	4,716	336	236	58.74 41.26

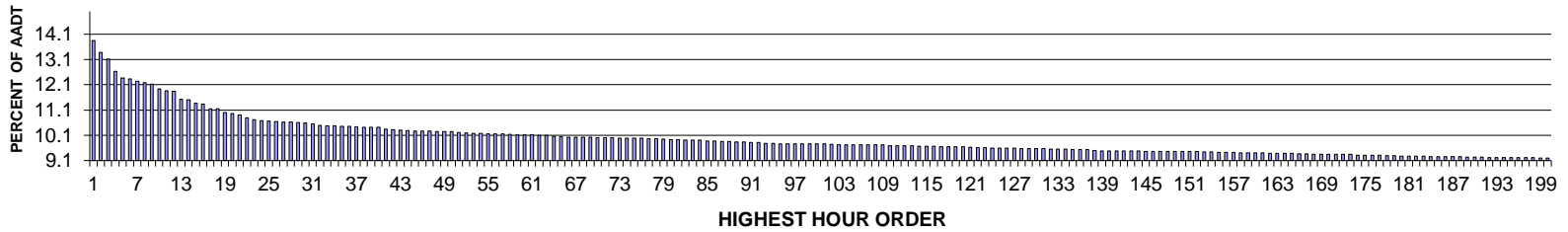
MO	DY	YR	DAY OF WK	HR	HR VOL	PERCENT OF AADT	HOUR NUMBER	AADT	NORTH VOLUME	SOUTH VOLUME	PERCENT NORTH IS OF TOTAL VOLUME	PERCENT SOUTH IS OF TOTAL VOLUME
7	19	15	1	13	563	11.94	15	4,716	205	358	36.41	63.59
7	19	15	1	14	560	11.87	16	4,716	199	361	35.54	64.46
7	26	15	1	14	559	11.85	17	4,716	216	343	38.64	61.36
10	16	15	6	13	558	11.83	18	4,716	353	205	63.26	36.74
5	25	15	2	13	557	11.81	19	4,716	151	406	27.11	72.89
7	5	15	1	12	557	11.81	20	4,716	148	409	26.57	73.43
9	4	15	6	16	555	11.77	21	4,716	296	259	53.33	46.67
6	19	15	6	16	554	11.75	22	4,716	316	238	57.04	42.96
8	14	15	6	17	549	11.64	23	4,716	361	188	65.76	34.24
5	22	15	6	16	548	11.62	24	4,716	336	212	61.31	38.69
7	24	15	6	18	547	11.60	25	4,716	329	218	60.15	39.85
6	19	15	6	17	546	11.58	26	4,716	313	233	57.33	42.67
7	5	15	1	14	545	11.56	27	4,716	198	347	36.33	63.67
5	8	15	6	16	543	11.51	28	4,716	297	246	54.70	45.30
7	31	15	6	16	542	11.49	29	4,716	298	244	54.98	45.02
10	16	15	6	18	542	11.49	30	4,716	377	165	69.56	30.44
6	26	15	6	16	541	11.47	31	4,716	284	257	52.50	47.50
7	26	15	1	15	541	11.47	32	4,716	224	317	41.40	58.60
7	16	15	5	16	540	11.45	33	4,716	296	244	54.81	45.19
7	12	15	1	13	538	11.41	34	4,716	194	344	36.06	63.94
7	12	15	1	14	538	11.41	35	4,716	188	350	34.94	65.06
10	16	15	6	14	538	11.41	36	4,716	349	189	64.87	35.13
6	21	15	1	14	536	11.37	37	4,716	201	335	37.50	62.50
7	17	15	6	14	536	11.37	38	4,716	276	260	51.49	48.51
7	10	15	6	17	535	11.34	39	4,716	321	214	60.00	40.00
7	10	15	6	15	532	11.28	40	4,716	286	246	53.76	46.24
6	21	15	1	12	531	11.26	41	4,716	187	344	35.22	64.78
7	26	15	1	13	531	11.26	42	4,716	178	353	33.52	66.48
5	15	15	6	16	530	11.24	43	4,716	276	254	52.08	47.92
5	22	15	6	18	530	11.24	44	4,716	355	175	66.98	33.02
9	18	15	6	16	529	11.22	45	4,716	273	256	51.61	48.39
7	19	15	1	15	528	11.20	46	4,716	217	311	41.10	58.90
10	2	15	6	16	528	11.20	47	4,716	262	266	49.62	50.38
7	12	15	1	12	527	11.17	48	4,716	180	347	34.16	65.84
7	18	15	7	14	527	11.17	49	4,716	275	252	52.18	47.82
10	16	15	6	15	527	11.17	50	4,716	347	180	65.84	34.16
5	22	15	6	15	526	11.15	51	4,716	315	211	59.89	40.11
7	17	15	6	15	526	11.15	52	4,716	296	230	56.27	43.73
8	19	15	4	17	526	11.15	53	4,716	247	279	46.96	53.04
9	25	15	6	16	524	11.11	54	4,716	257	267	49.05	50.95
5	25	15	2	12	523	11.09	55	4,716	127	396	24.28	75.72
5	15	15	6	17	522	11.07	56	4,716	292	230	55.94	44.06
10	23	15	6	17	521	11.05	57	4,716	304	217	58.35	41.65
7	30	15	5	16	520	11.03	58	4,716	295	225	56.73	43.27
7	31	15	6	18	518	10.98	59	4,716	300	218	57.92	42.08
7	17	15	6	12	516	10.94	60	4,716	236	280	45.74	54.26
7	24	15	6	16	516	10.94	61	4,716	304	212	58.91	41.09
9	11	15	6	16	516	10.94	62	4,716	262	254	50.78	49.22
10	2	15	6	17	516	10.94	63	4,716	279	237	54.07	45.93

MO	DY	YR	DAY OF WK	HR	HR VOL	PERCENT OF AADT	HOUR NUMBER	AADT	NORTH VOLUME	SOUTH VOLUME	PERCENT NORTH IS OF TOTAL VOLUME	PERCENT SOUTH IS OF TOTAL VOLUME
9	18	15	6	17	515	10.92	64	4,716	281	234	54.56	45.44
7	12	15	1	15	514	10.90	65	4,716	198	316	38.52	61.48
2	13	15	6	16	513	10.88	66	4,716	320	193	62.38	37.62
7	10	15	6	16	513	10.88	67	4,716	295	218	57.50	42.50
8	7	15	6	18	513	10.88	68	4,716	309	204	60.23	39.77
8	9	15	1	13	513	10.88	69	4,716	182	331	35.48	64.52
9	4	15	6	18	513	10.88	70	4,716	318	195	61.99	38.01
6	21	15	1	15	511	10.84	71	4,716	213	298	41.68	58.32
8	28	15	6	16	511	10.84	72	4,716	265	246	51.86	48.14
7	10	15	6	12	510	10.81	73	4,716	226	284	44.31	55.69
7	18	15	7	13	509	10.79	74	4,716	224	285	44.01	55.99
10	15	15	5	16	508	10.77	75	4,716	295	213	58.07	41.93
6	28	15	1	14	507	10.75	76	4,716	173	334	34.12	65.88
9	11	15	6	17	507	10.75	77	4,716	296	211	58.38	41.62
5	21	15	5	17	506	10.73	78	4,716	292	214	57.71	42.29
8	2	15	1	12	506	10.73	79	4,716	188	318	37.15	62.85
7	3	15	6	13	505	10.71	80	4,716	293	212	58.02	41.98
7	31	15	6	17	505	10.71	81	4,716	283	222	56.04	43.96
8	7	15	6	17	505	10.71	82	4,716	293	212	58.02	41.98
7	9	15	5	16	504	10.69	83	4,716	263	241	52.18	47.82
8	7	15	6	16	504	10.69	84	4,716	286	218	56.75	43.25
10	9	15	6	17	504	10.69	85	4,716	315	189	62.50	37.50
7	11	15	7	16	503	10.67	86	4,716	260	243	51.69	48.31
7	24	15	6	17	503	10.67	87	4,716	278	225	55.27	44.73
7	19	15	1	16	502	10.64	88	4,716	209	293	41.63	58.37
5	21	15	5	16	501	10.62	89	4,716	265	236	52.89	47.11
6	26	15	6	15	501	10.62	90	4,716	253	248	50.50	49.50
7	20	15	2	12	501	10.62	91	4,716	198	303	39.52	60.48
7	18	15	7	16	500	10.60	92	4,716	245	255	49.00	51.00
7	18	15	7	17	500	10.60	93	4,716	239	261	47.80	52.20
7	31	15	6	15	500	10.60	94	4,716	239	261	47.80	52.20
8	2	15	1	14	500	10.60	95	4,716	200	300	40.00	60.00
10	23	15	6	16	500	10.60	96	4,716	242	258	48.40	51.60
7	18	15	7	12	499	10.58	97	4,716	243	256	48.70	51.30
7	3	15	6	12	498	10.56	98	4,716	257	241	51.61	48.39
7	6	15	2	12	498	10.56	99	4,716	173	325	34.74	65.26
7	18	15	7	15	498	10.56	100	4,716	221	277	44.38	55.62
7	24	15	6	15	498	10.56	101	4,716	277	221	55.62	44.38
7	26	15	1	12	498	10.56	102	4,716	160	338	32.13	67.87
7	26	15	1	16	498	10.56	103	4,716	262	236	52.61	47.39
9	24	15	5	16	497	10.54	104	4,716	241	256	48.49	51.51
7	10	15	6	18	496	10.52	105	4,716	314	182	63.31	36.69
5	25	15	2	14	495	10.50	106	4,716	138	357	27.88	72.12
8	7	15	6	15	495	10.50	107	4,716	294	201	59.39	40.61
8	13	15	5	16	495	10.50	108	4,716	264	231	53.33	46.67
8	14	15	6	14	495	10.50	109	4,716	260	235	52.53	47.47
9	4	15	6	19	495	10.50	110	4,716	320	175	64.65	35.35
7	14	15	3	15	494	10.47	111	4,716	267	227	54.05	45.95
7	26	15	1	17	494	10.47	112	4,716	265	229	53.64	46.36

MO	DY	YR	DAY OF WK	HR	HR VOL	PERCENT OF AADT	HOUR NUMBER	AADT	NORTH VOLUME	SOUTH VOLUME	PERCENT NORTH IS OF TOTAL VOLUME	PERCENT SOUTH IS OF TOTAL VOLUME
10	16	15	6	11	494	10.47	113	4,716	293	201	59.31	40.69
10	22	15	5	16	494	10.47	114	4,716	239	255	48.38	51.62
7	2	15	5	17	493	10.45	115	4,716	300	193	60.85	39.15
5	25	15	2	11	492	10.43	116	4,716	144	348	29.27	70.73
7	2	15	5	13	492	10.43	117	4,716	250	242	50.81	49.19
7	10	15	6	14	491	10.41	118	4,716	247	244	50.31	49.69
8	9	15	1	12	491	10.41	119	4,716	146	345	29.74	70.26
6	19	15	6	18	490	10.39	120	4,716	308	182	62.86	37.14
10	16	15	6	12	490	10.39	121	4,716	304	186	62.04	37.96
6	28	15	1	12	489	10.37	122	4,716	139	350	28.43	71.57
7	2	15	5	15	489	10.37	123	4,716	271	218	55.42	44.58
7	19	15	1	17	489	10.37	124	4,716	213	276	43.56	56.44
8	9	15	1	16	489	10.37	125	4,716	242	247	49.49	50.51
2	13	15	6	17	488	10.35	126	4,716	314	174	64.34	35.66
5	29	15	6	17	488	10.35	127	4,716	290	198	59.43	40.57
6	12	15	6	16	488	10.35	128	4,716	267	221	54.71	45.29
7	16	15	5	15	487	10.33	129	4,716	254	233	52.16	47.84
8	7	15	6	14	487	10.33	130	4,716	240	247	49.28	50.72
5	1	15	6	17	486	10.31	131	4,716	301	185	61.93	38.07
4	24	15	6	16	485	10.28	132	4,716	288	197	59.38	40.62
6	18	15	5	16	485	10.28	133	4,716	262	223	54.02	45.98
7	17	15	6	13	485	10.28	134	4,716	249	236	51.34	48.66
9	3	15	5	16	485	10.28	135	4,716	254	231	52.37	47.63
6	18	15	5	17	484	10.26	136	4,716	265	219	54.75	45.25
8	24	15	2	16	484	10.26	137	4,716	271	213	55.99	44.01
10	9	15	6	18	484	10.26	138	4,716	303	181	62.60	37.40
8	9	15	1	14	483	10.24	139	4,716	193	290	39.96	60.04
7	5	15	1	15	482	10.22	140	4,716	190	292	39.42	60.58
7	6	15	2	16	482	10.22	141	4,716	241	241	50.00	50.00
11	6	15	6	17	482	10.22	142	4,716	276	206	57.26	42.74
7	10	15	6	13	481	10.20	143	4,716	220	261	45.74	54.26
7	19	15	1	11	481	10.20	144	4,716	154	327	32.02	67.98
7	25	15	7	14	480	10.18	145	4,716	226	254	47.08	52.92
9	4	15	6	17	480	10.18	146	4,716	243	237	50.63	49.38
7	3	15	6	16	479	10.16	147	4,716	282	197	58.87	41.13
6	21	15	1	11	478	10.14	148	4,716	182	296	38.08	61.92
7	18	15	7	11	478	10.14	149	4,716	234	244	48.95	51.05
8	13	15	5	17	478	10.14	150	4,716	290	188	60.67	39.33
6	21	15	1	17	476	10.09	151	4,716	240	236	50.42	49.58
7	21	15	3	17	476	10.09	152	4,716	270	206	56.72	43.28
7	23	15	5	17	476	10.09	153	4,716	264	212	55.46	44.54
8	6	15	5	16	476	10.09	154	4,716	257	219	53.99	46.01
9	13	15	1	16	476	10.09	155	4,716	179	297	37.61	62.39
5	16	15	7	16	475	10.07	156	4,716	233	242	49.05	50.95
6	26	15	6	17	475	10.07	157	4,716	278	197	58.53	41.47
7	2	15	5	14	475	10.07	158	4,716	262	213	55.16	44.84
7	3	15	6	15	475	10.07	159	4,716	276	199	58.11	41.89
7	6	15	2	14	475	10.07	160	4,716	224	251	47.16	52.84
7	15	15	4	16	475	10.07	161	4,716	232	243	48.84	51.16

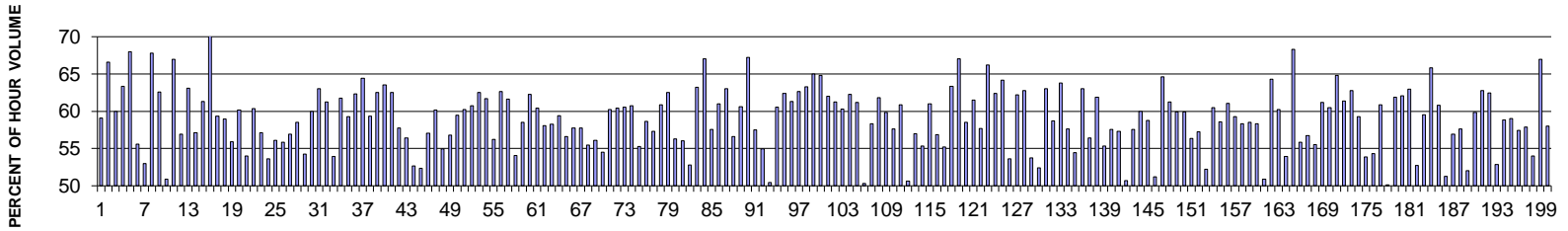
MO	DY	YR	DAY OF WK	HR	HR VOL	PERCENT OF AADT	HOUR NUMBER	AADT	NORTH VOLUME	SOUTH VOLUME	PERCENT NORTH IS OF TOTAL VOLUME	PERCENT SOUTH IS OF TOTAL VOLUME
7	20	15	2	16	475	10.07	162	4,716	236	239	49.68	50.32
7	27	15	2	16	475	10.07	163	4,716	258	217	54.32	45.68
7	31	15	6	14	475	10.07	164	4,716	214	261	45.05	54.95
7	1	15	4	17	474	10.05	165	4,716	261	213	55.06	44.94
4	17	15	6	16	473	10.03	166	4,716	228	245	48.20	51.80
7	2	15	5	16	473	10.03	167	4,716	282	191	59.62	40.38
10	11	15	1	16	473	10.03	168	4,716	151	322	31.92	68.08
8	7	15	6	12	472	10.01	169	4,716	218	254	46.19	53.81
6	14	15	1	15	471	9.99	170	4,716	208	263	44.16	55.84
6	28	15	1	13	471	9.99	171	4,716	176	295	37.37	62.63
7	20	15	2	13	471	9.99	172	4,716	178	293	37.79	62.21
7	24	15	6	14	471	9.99	173	4,716	227	244	48.20	51.80
7	16	15	5	12	470	9.97	174	4,716	206	264	43.83	56.17
7	30	15	5	17	470	9.97	175	4,716	296	174	62.98	37.02
8	27	15	5	16	470	9.97	176	4,716	248	222	52.77	47.23
9	10	15	5	16	470	9.97	177	4,716	206	264	43.83	56.17
9	18	15	6	18	470	9.97	178	4,716	275	195	58.51	41.49
4	24	15	6	17	469	9.94	179	4,716	285	184	60.77	39.23
7	13	15	2	16	469	9.94	180	4,716	252	217	53.73	46.27
7	25	15	7	13	469	9.94	181	4,716	208	261	44.35	55.65
8	2	15	1	16	469	9.94	182	4,716	209	260	44.56	55.44
9	1	15	3	16	469	9.94	183	4,716	216	253	46.06	53.94
3	27	15	6	17	468	9.92	184	4,716	265	203	56.62	43.38
7	3	15	6	11	468	9.92	185	4,716	222	246	47.44	52.56
7	3	15	6	14	468	9.92	186	4,716	257	211	54.91	45.09
7	22	15	4	14	468	9.92	187	4,716	206	262	44.02	55.98
9	11	15	6	18	468	9.92	188	4,716	278	190	59.40	40.60
10	11	15	1	17	468	9.92	189	4,716	189	279	40.38	59.62
7	31	15	6	12	467	9.90	190	4,716	215	252	46.04	53.96
8	2	15	1	15	467	9.90	191	4,716	216	251	46.25	53.75
8	16	15	1	13	467	9.90	192	4,716	161	306	34.48	65.52
8	16	15	1	15	467	9.90	193	4,716	193	274	41.33	58.67
9	22	15	3	16	467	9.90	194	4,716	211	256	45.18	54.82
9	30	15	4	16	467	9.90	195	4,716	224	243	47.97	52.03
11	25	15	4	17	467	9.90	196	4,716	293	174	62.74	37.26
7	9	15	5	15	466	9.88	197	4,716	250	216	53.65	46.35
10	15	15	5	15	466	9.88	198	4,716	272	194	58.37	41.63
6	19	15	6	15	465	9.86	199	4,716	266	199	57.20	42.80
8	13	15	5	18	465	9.86	200	4,716	297	168	63.87	36.13

**SR 195 MP 6.01 UNIONTOWN ADC SITE P13
K FOR PEAK 200 HOURS OF 2015**



AADT= 4745 K 30 FACTOR= 10.58 K 100 FACTOR= 9.76 K 200 FACTOR= 9.19 D 30 FACTOR= 59.96

**SR 195 MP 6.01 UNIONTOWN ADC SITE P13
D % IN THE PEAK 200 HOURS OF 2015**



MO	DY	YR	DAY OF WK	HR	HR VOL	PERCENT OF AADT	HOUR NUMBER	AADT	NORTH VOLUME	SOUTH VOLUME	PERCENT NORTH IS OF TOTAL VOLUME	PERCENT SOUTH IS OF TOTAL VOLUME
11	20	15	6	17	657	13.85	1	4,745	269	388	40.94	59.06
11	7	15	7	10	635	13.38	2	4,745	423	212	66.61	33.39
11	6	15	6	18	622	13.11	3	4,745	249	373	40.03	59.97
10	16	15	6	18	600	12.64	4	4,745	220	380	36.67	63.33
9	18	15	6	18	587	12.37	5	4,745	188	399	32.03	67.97
11	6	15	6	17	585	12.33	6	4,745	260	325	44.44	55.56
4	10	15	6	18	581	12.24	7	4,745	273	308	46.99	53.01
11	7	15	7	11	578	12.18	8	4,745	392	186	67.82	32.18
5	8	15	6	18	575	12.12	9	4,745	215	360	37.39	62.61
11	6	15	6	16	566	11.93	10	4,745	278	288	49.12	50.88
10	17	15	7	18	563	11.87	11	4,745	186	377	33.04	66.96
5	8	15	6	17	562	11.84	12	4,745	242	320	43.06	56.94
6	10	15	4	18	547	11.53	13	4,745	202	345	36.93	63.07
10	9	15	6	18	546	11.51	14	4,745	234	312	42.86	57.14

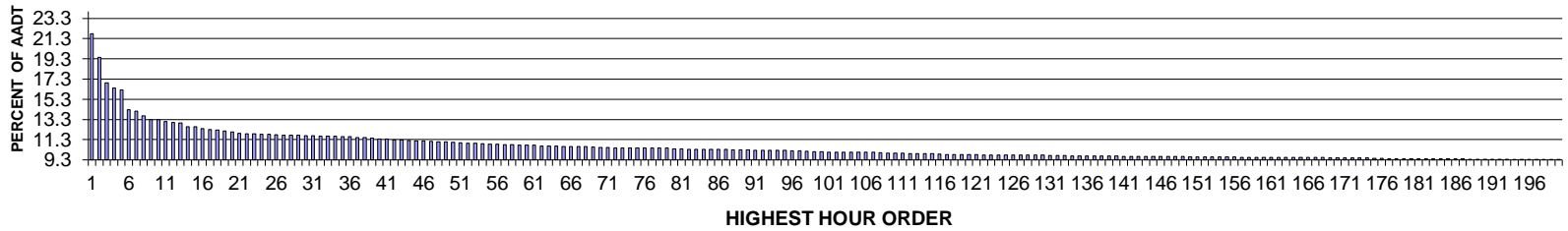
MO	DY	YR	DAY OF WK	HR	HR VOL	PERCENT OF AADT	HOUR NUMBER	AADT	NORTH VOLUME	SOUTH VOLUME	PERCENT NORTH IS OF TOTAL VOLUME	PERCENT SOUTH IS OF TOTAL VOLUME
10	17	15	7	11	540	11.38	15	4,745	331	209	61.30	38.70
11	7	15	7	18	538	11.34	16	4,745	154	384	28.62	71.38
9	19	15	7	16	529	11.15	17	4,745	314	215	59.36	40.64
10	9	15	6	17	529	11.15	18	4,745	217	312	41.02	58.98
4	10	15	6	16	522	11.00	19	4,745	230	292	44.06	55.94
10	17	15	7	12	520	10.96	20	4,745	313	207	60.19	39.81
4	10	15	6	17	517	10.90	21	4,745	238	279	46.03	53.97
2	27	15	6	16	512	10.79	22	4,745	203	309	39.65	60.35
10	23	15	6	17	508	10.71	23	4,745	218	290	42.91	57.09
4	24	15	6	17	507	10.68	24	4,745	235	272	46.35	53.65
5	8	15	6	16	506	10.66	25	4,745	222	284	43.87	56.13
10	23	15	6	16	505	10.64	26	4,745	223	282	44.16	55.84
2	13	15	6	17	504	10.62	27	4,745	217	287	43.06	56.94
10	16	15	6	17	504	10.62	28	4,745	209	295	41.47	58.53
3	13	15	6	17	503	10.60	29	4,745	230	273	45.73	54.27
4	17	15	6	17	502	10.58	30	4,745	201	301	40.04	59.96
6	25	15	5	17	500	10.54	31	4,745	185	315	37.00	63.00
9	25	15	6	18	498	10.50	32	4,745	193	305	38.76	61.24
5	15	15	6	17	497	10.47	33	4,745	229	268	46.08	53.92
11	7	15	7	12	497	10.47	34	4,745	307	190	61.77	38.23
6	17	15	4	17	496	10.45	35	4,745	202	294	40.73	59.27
7	10	15	6	17	496	10.45	36	4,745	187	309	37.70	62.30
5	21	15	5	18	495	10.43	37	4,745	176	319	35.56	64.44
10	2	15	6	17	494	10.41	38	4,745	201	293	40.69	59.31
10	24	15	7	16	494	10.41	39	4,745	309	185	62.55	37.45
10	30	15	6	17	494	10.41	40	4,745	180	314	36.44	63.56
4	3	15	6	17	491	10.35	41	4,745	184	307	37.47	62.53
2	6	15	6	17	490	10.33	42	4,745	207	283	42.24	57.76
10	1	15	5	18	489	10.31	43	4,745	213	276	43.56	56.44
4	9	15	5	18	488	10.28	44	4,745	231	257	47.34	52.66
3	1	15	1	14	487	10.26	45	4,745	232	255	47.64	52.36
5	29	15	6	17	487	10.26	46	4,745	209	278	42.92	57.08
9	18	15	6	17	487	10.26	47	4,745	194	293	39.84	60.16
5	15	15	6	18	486	10.24	48	4,745	219	267	45.06	54.94
9	24	15	5	18	486	10.24	49	4,745	210	276	43.21	56.79
9	25	15	6	17	486	10.24	50	4,745	197	289	40.53	59.47
2	27	15	6	17	485	10.22	51	4,745	193	292	39.79	60.21
5	1	15	6	18	484	10.20	52	4,745	190	294	39.26	60.74
6	19	15	6	17	483	10.18	53	4,745	181	302	37.47	62.53
7	2	15	5	17	483	10.18	54	4,745	185	298	38.30	61.70
5	15	15	6	16	482	10.16	55	4,745	211	271	43.78	56.22
7	16	15	5	18	482	10.16	56	4,745	180	302	37.34	62.66
10	2	15	6	18	482	10.16	57	4,745	185	297	38.38	61.62
5	22	15	6	17	481	10.14	58	4,745	221	260	45.95	54.05
4	16	15	5	17	480	10.12	59	4,745	199	281	41.46	58.54
5	22	15	6	16	480	10.12	60	4,745	181	299	37.71	62.29
5	29	15	6	18	480	10.12	61	4,745	190	290	39.58	60.42
5	14	15	5	18	479	10.09	62	4,745	201	278	41.96	58.04
11	5	15	5	16	479	10.09	63	4,745	200	279	41.75	58.25

MO	DY	YR	DAY OF WK	HR	HR VOL	PERCENT OF AADT	HOUR NUMBER	AADT	NORTH VOLUME	SOUTH VOLUME	PERCENT NORTH IS OF TOTAL VOLUME	PERCENT SOUTH IS OF TOTAL VOLUME
4	17	15	6	16	478	10.07	64	4,745	194	284	40.59	59.41
11	6	15	6	15	477	10.05	65	4,745	270	207	56.60	43.40
3	20	15	6	17	476	10.03	66	4,745	201	275	42.23	57.77
7	24	15	6	17	476	10.03	67	4,745	201	275	42.23	57.77
10	16	15	6	16	476	10.03	68	4,745	212	264	44.54	55.46
11	12	15	5	17	476	10.03	69	4,745	209	267	43.91	56.09
2	12	15	5	16	475	10.01	70	4,745	216	259	45.47	54.53
7	15	15	4	17	475	10.01	71	4,745	189	286	39.79	60.21
9	30	15	4	18	475	10.01	72	4,745	188	287	39.58	60.42
2	13	15	6	16	474	9.99	73	4,745	187	287	39.45	60.55
4	24	15	6	18	474	9.99	74	4,745	186	288	39.24	60.76
9	30	15	4	17	474	9.99	75	4,745	212	262	44.73	55.27
10	28	15	4	18	474	9.99	76	4,745	196	278	41.35	58.65
4	3	15	6	16	473	9.97	77	4,745	202	271	42.71	57.29
10	29	15	5	18	473	9.97	78	4,745	185	288	39.11	60.89
4	17	15	6	18	472	9.95	79	4,745	177	295	37.50	62.50
2	13	15	6	18	471	9.93	80	4,745	206	265	43.74	56.26
7	16	15	5	17	471	9.93	81	4,745	207	264	43.95	56.05
4	24	15	6	15	470	9.91	82	4,745	248	222	52.77	47.23
6	12	15	6	17	470	9.91	83	4,745	173	297	36.81	63.19
7	1	15	4	18	470	9.91	84	4,745	155	315	32.98	67.02
3	27	15	6	17	469	9.88	85	4,745	199	270	42.43	57.57
12	11	15	6	16	469	9.88	86	4,745	183	286	39.02	60.98
7	1	15	4	17	468	9.86	87	4,745	173	295	36.97	63.03
9	18	15	6	16	468	9.86	88	4,745	203	265	43.38	56.62
5	7	15	5	18	467	9.84	89	4,745	184	283	39.40	60.60
11	7	15	7	17	467	9.84	90	4,745	153	314	32.76	67.24
7	27	15	2	17	466	9.82	91	4,745	198	268	42.49	57.51
10	1	15	5	17	466	9.82	92	4,745	210	256	45.06	54.94
3	1	15	1	16	464	9.78	93	4,745	234	230	50.43	49.57
3	13	15	6	18	464	9.78	94	4,745	183	281	39.44	60.56
3	11	15	4	18	463	9.76	95	4,745	174	289	37.58	62.42
4	30	15	5	18	463	9.76	96	4,745	179	284	38.66	61.34
5	20	15	4	18	463	9.76	97	4,745	173	290	37.37	62.63
6	26	15	6	17	463	9.76	98	4,745	170	293	36.72	63.28
7	2	15	5	18	463	9.76	99	4,745	162	301	34.99	65.01
7	7	15	3	18	463	9.76	100	4,745	163	300	35.21	64.79
10	23	15	6	18	463	9.76	101	4,745	176	287	38.01	61.99
2	20	15	6	18	462	9.74	102	4,745	179	283	38.74	61.26
2	20	15	6	17	461	9.72	103	4,745	183	278	39.70	60.30
6	11	15	5	18	461	9.72	104	4,745	174	287	37.74	62.26
6	19	15	6	18	461	9.72	105	4,745	179	282	38.83	61.17
10	1	15	5	16	461	9.72	106	4,745	229	232	49.67	50.33
10	8	15	5	17	461	9.72	107	4,745	192	269	41.65	58.35
10	14	15	4	18	461	9.72	108	4,745	176	285	38.18	61.82
10	30	15	6	18	461	9.72	109	4,745	185	276	40.13	59.87
1	16	15	6	17	460	9.69	110	4,745	195	265	42.39	57.61
5	21	15	5	17	460	9.69	111	4,745	180	280	39.13	60.87
10	17	15	7	13	460	9.69	112	4,745	233	227	50.65	49.35

MO	DY	YR	DAY OF WK	HR	HR VOL	PERCENT OF AADT	HOUR NUMBER	AADT	NORTH VOLUME	SOUTH VOLUME	PERCENT NORTH IS OF TOTAL VOLUME	PERCENT SOUTH IS OF TOTAL VOLUME
11	13	15	6	18	460	9.69	113	4,745	198	262	43.04	56.96
3	6	15	6	17	459	9.67	114	4,745	205	254	44.66	55.34
5	27	15	4	18	459	9.67	115	4,745	179	280	39.00	61.00
7	15	15	4	18	459	9.67	116	4,745	198	261	43.14	56.86
5	9	15	7	16	458	9.65	117	4,745	205	253	44.76	55.24
6	18	15	5	17	458	9.65	118	4,745	168	290	36.68	63.32
10	6	15	3	18	458	9.65	119	4,745	151	307	32.97	67.03
11	13	15	6	17	458	9.65	120	4,745	190	268	41.48	58.52
5	28	15	5	17	457	9.63	121	4,745	176	281	38.51	61.49
2	13	15	6	15	456	9.61	122	4,745	193	263	42.32	57.68
9	14	15	2	18	456	9.61	123	4,745	154	302	33.77	66.23
4	16	15	5	18	455	9.59	124	4,745	171	284	37.58	62.42
5	22	15	6	18	455	9.59	125	4,745	163	292	35.82	64.18
9	30	15	4	16	455	9.59	126	4,745	244	211	53.63	46.37
11	25	15	4	15	455	9.59	127	4,745	172	283	37.80	62.20
3	6	15	6	18	454	9.57	128	4,745	169	285	37.22	62.78
3	26	15	5	18	454	9.57	129	4,745	210	244	46.26	53.74
5	15	15	6	15	454	9.57	130	4,745	238	216	52.42	47.58
7	29	15	4	18	454	9.57	131	4,745	168	286	37.00	63.00
4	29	15	4	18	453	9.55	132	4,745	187	266	41.28	58.72
5	6	15	4	18	453	9.55	133	4,745	164	289	36.20	63.80
10	13	15	3	17	453	9.55	134	4,745	192	261	42.38	57.62
4	24	15	6	16	452	9.53	135	4,745	206	246	45.58	54.42
5	11	15	2	18	452	9.53	136	4,745	167	285	36.95	63.05
10	9	15	6	19	452	9.53	137	4,745	255	197	56.42	43.58
7	31	15	6	17	451	9.50	138	4,745	172	279	38.14	61.86
3	6	15	6	16	450	9.48	139	4,745	201	249	44.67	55.33
3	26	15	5	16	450	9.48	140	4,745	191	259	42.44	57.56
4	30	15	5	16	450	9.48	141	4,745	192	258	42.67	57.33
6	26	15	6	16	450	9.48	142	4,745	222	228	49.33	50.67
9	25	15	6	16	450	9.48	143	4,745	191	259	42.44	57.56
9	29	15	3	18	450	9.48	144	4,745	180	270	40.00	60.00
4	2	15	5	18	449	9.46	145	4,745	185	264	41.20	58.80
5	29	15	6	15	449	9.46	146	4,745	219	230	48.78	51.22
6	24	15	4	18	449	9.46	147	4,745	159	290	35.41	64.59
7	8	15	4	18	449	9.46	148	4,745	174	275	38.75	61.25
7	29	15	4	17	449	9.46	149	4,745	180	269	40.09	59.91
10	8	15	5	18	449	9.46	150	4,745	180	269	40.09	59.91
10	22	15	5	18	449	9.46	151	4,745	196	253	43.65	56.35
11	4	15	4	17	449	9.46	152	4,745	192	257	42.76	57.24
2	12	15	5	17	448	9.44	153	4,745	214	234	47.77	52.23
4	16	15	5	16	448	9.44	154	4,745	177	271	39.51	60.49
6	26	15	6	18	447	9.42	155	4,745	185	262	41.39	58.61
9	22	15	3	18	447	9.42	156	4,745	174	273	38.93	61.07
12	11	15	6	15	447	9.42	157	4,745	182	265	40.72	59.28
2	12	15	5	18	446	9.40	158	4,745	186	260	41.70	58.30
2	26	15	5	17	446	9.40	159	4,745	185	261	41.48	58.52
4	9	15	5	17	446	9.40	160	4,745	186	260	41.70	58.30
10	10	15	7	11	446	9.40	161	4,745	219	227	49.10	50.90

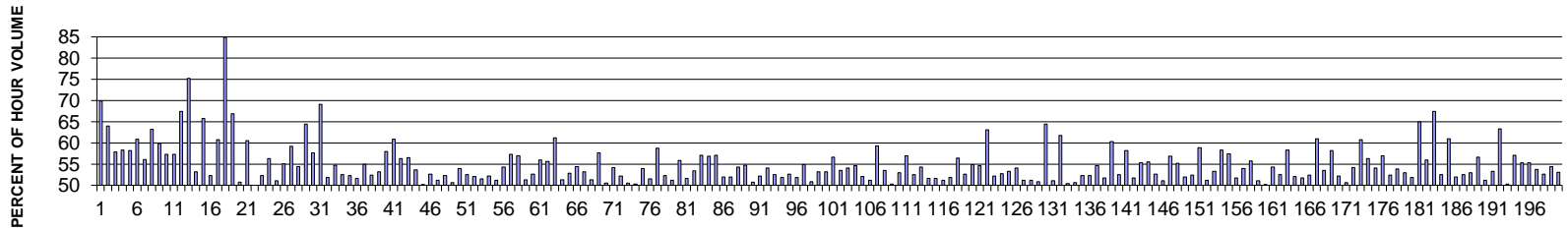
MO	DY	YR	DAY OF WK	HR	HR VOL	PERCENT OF AADT	HOUR NUMBER	AADT	NORTH VOLUME	SOUTH VOLUME	PERCENT NORTH IS OF TOTAL VOLUME	PERCENT SOUTH IS OF TOTAL VOLUME
2	27	15	6	18	445	9.38	162	4,745	159	286	35.73	64.27
6	16	15	3	18	445	9.38	163	4,745	177	268	39.78	60.22
10	30	15	6	16	445	9.38	164	4,745	205	240	46.07	53.93
11	7	15	7	9	445	9.38	165	4,745	304	141	68.31	31.69
6	19	15	6	16	444	9.36	166	4,745	196	248	44.14	55.86
11	6	15	6	19	444	9.36	167	4,745	192	252	43.24	56.76
3	25	15	4	18	443	9.34	168	4,745	197	246	44.47	55.53
3	27	15	6	18	443	9.34	169	4,745	172	271	38.83	61.17
5	8	15	6	19	443	9.34	170	4,745	175	268	39.50	60.50
5	26	15	3	18	443	9.34	171	4,745	156	287	35.21	64.79
7	30	15	5	18	443	9.34	172	4,745	171	272	38.60	61.40
10	15	15	5	18	443	9.34	173	4,745	165	278	37.25	62.75
4	1	15	4	18	442	9.32	174	4,745	180	262	40.72	59.28
5	1	15	6	15	442	9.32	175	4,745	238	204	53.85	46.15
7	10	15	6	16	442	9.32	176	4,745	202	240	45.70	54.30
10	12	15	2	17	442	9.32	177	4,745	173	269	39.14	60.86
4	10	15	6	15	441	9.29	178	4,745	221	220	50.11	49.89
6	25	15	5	18	441	9.29	179	4,745	168	273	38.10	61.90
5	12	15	3	18	440	9.27	180	4,745	167	273	37.95	62.05
6	30	15	3	17	440	9.27	181	4,745	163	277	37.05	62.95
7	24	15	6	15	440	9.27	182	4,745	208	232	47.27	52.73
10	9	15	6	16	440	9.27	183	4,745	178	262	40.45	59.55
7	2	15	5	16	439	9.25	184	4,745	150	289	34.17	65.83
9	19	15	7	15	439	9.25	185	4,745	267	172	60.82	39.18
10	16	15	6	15	439	9.25	186	4,745	225	214	51.25	48.75
10	22	15	5	17	439	9.25	187	4,745	189	250	43.05	56.95
11	5	15	5	17	439	9.25	188	4,745	186	253	42.37	57.63
3	1	15	1	15	438	9.23	189	4,745	210	228	47.95	52.05
3	27	15	6	16	438	9.23	190	4,745	176	262	40.18	59.82
9	23	15	4	17	438	9.23	191	4,745	163	275	37.21	62.79
4	15	15	4	18	437	9.21	192	4,745	164	273	37.53	62.47
5	8	15	6	15	437	9.21	193	4,745	206	231	47.14	52.86
5	29	15	6	16	437	9.21	194	4,745	180	257	41.19	58.81
9	17	15	5	17	437	9.21	195	4,745	179	258	40.96	59.04
9	24	15	5	17	437	9.21	196	4,745	186	251	42.56	57.44
10	5	15	2	17	437	9.21	197	4,745	184	253	42.11	57.89
10	10	15	7	12	437	9.21	198	4,745	201	236	46.00	54.00
3	24	15	3	18	436	9.19	199	4,745	144	292	33.03	66.97
4	8	15	4	17	436	9.19	200	4,745	183	253	41.97	58.03

**SR 195 MP 22.20 PULLMAN ADC SITE P14
K FOR PEAK 200 HOURS OF 2015**



AADT= 3546 K 30 FACTOR= 11.70 K 100 FACTOR= 10.12 K 200 FACTOR= 9.31 D 30 FACTOR= 57.59

**SR 195 MP 22.20 PULLMAN ADC SITE P14
D % IN THE PEAK 200 HOURS OF 2015**



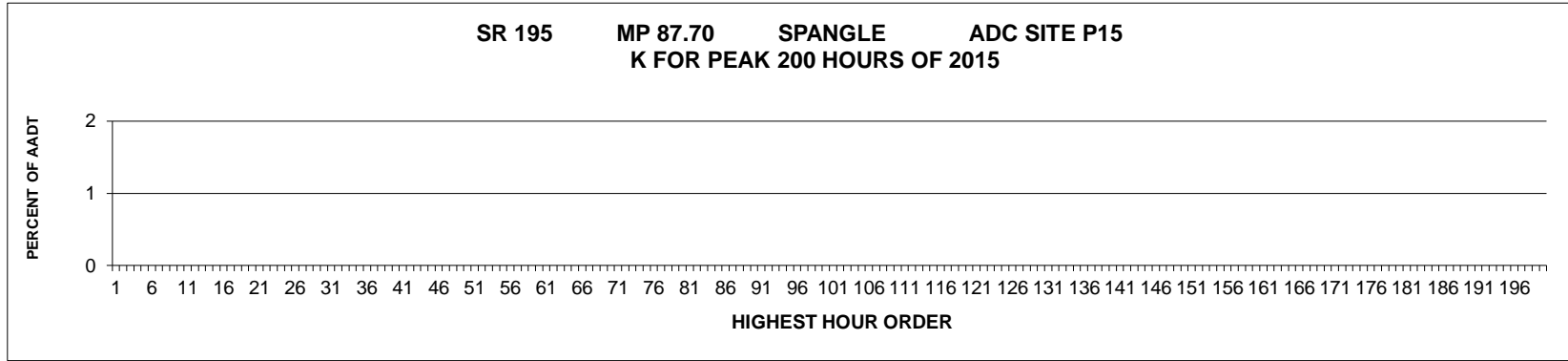
MO	DY	YR	DAY OF WK	HR	HR VOL	PERCENT OF AADT	HOUR NUMBER	AADT	NORTH VOLUME	SOUTH VOLUME	PERCENT NORTH IS OF TOTAL VOLUME	PERCENT SOUTH IS OF TOTAL VOLUME
11	6	15	6	18	773	21.80	1	3,546	233	540	30.14	69.86
11	6	15	6	17	689	19.43	2	3,546	248	441	35.99	64.01
5	8	15	6	17	600	16.92	3	3,546	253	347	42.17	57.83
5	8	15	6	18	582	16.41	4	3,546	243	339	41.75	58.25
11	6	15	6	16	576	16.24	5	3,546	241	335	41.84	58.16
4	10	15	6	17	506	14.27	6	3,546	198	308	39.13	60.87
4	10	15	6	18	501	14.13	7	3,546	220	281	43.91	56.09
11	7	15	7	11	484	13.65	8	3,546	178	306	36.78	63.22
4	10	15	6	16	471	13.28	9	3,546	189	282	40.13	59.87
5	8	15	6	16	471	13.28	10	3,546	201	270	42.68	57.32
9	4	15	6	17	464	13.09	11	3,546	266	198	57.33	42.67
10	17	15	7	12	461	13.00	12	3,546	150	311	32.54	67.46
10	17	15	7	18	460	12.97	13	3,546	346	114	75.22	24.78
10	16	15	6	18	446	12.58	14	3,546	209	237	46.86	53.14

MO	DY	YR	DAY OF WK	HR	HR VOL	PERCENT OF AADT	HOUR NUMBER	AADT	NORTH VOLUME	SOUTH VOLUME	PERCENT NORTH IS OF TOTAL VOLUME	PERCENT SOUTH IS OF TOTAL VOLUME
11	7	15	7	18	446	12.58	15	3,546	293	153	65.70	34.30
10	9	15	6	17	440	12.41	16	3,546	230	210	52.27	47.73
9	4	15	6	16	436	12.30	17	3,546	265	171	60.78	39.22
9	19	15	7	22	435	12.27	18	3,546	369	66	84.83	15.17
10	17	15	7	11	431	12.15	19	3,546	143	288	33.18	66.82
2	13	15	6	17	428	12.07	20	3,546	217	211	50.70	49.30
8	22	15	7	12	423	11.93	21	3,546	256	167	60.52	39.48
5	1	15	6	18	422	11.90	22	3,546	211	211	50.00	50.00
10	16	15	6	17	421	11.87	23	3,546	201	220	47.74	52.26
5	22	15	6	17	419	11.82	24	3,546	236	183	56.32	43.68
9	18	15	6	17	419	11.82	25	3,546	214	205	51.07	48.93
10	9	15	6	16	418	11.79	26	3,546	188	230	44.98	55.02
3	13	15	6	16	417	11.76	27	3,546	247	170	59.23	40.77
10	16	15	6	16	417	11.76	28	3,546	190	227	45.56	54.44
11	7	15	7	17	416	11.73	29	3,546	268	148	64.42	35.58
9	11	15	6	17	415	11.70	30	3,546	239	176	57.59	42.41
9	5	15	7	15	414	11.68	31	3,546	286	128	69.08	30.92
9	4	15	6	18	413	11.65	32	3,546	214	199	51.82	48.18
9	11	15	6	18	413	11.65	33	3,546	226	187	54.72	45.28
11	7	15	7	10	413	11.65	34	3,546	217	196	52.54	47.46
10	2	15	6	16	411	11.59	35	3,546	215	196	52.31	47.69
11	6	15	6	15	411	11.59	36	3,546	199	212	48.42	51.58
10	23	15	6	16	409	11.53	37	3,546	225	184	55.01	44.99
4	3	15	6	17	408	11.51	38	3,546	214	194	52.45	47.55
2	13	15	6	16	406	11.45	39	3,546	216	190	53.20	46.80
4	24	15	6	17	404	11.39	40	3,546	234	170	57.92	42.08
5	15	15	6	16	404	11.39	41	3,546	246	158	60.89	39.11
4	10	15	6	15	400	11.28	42	3,546	175	225	43.75	56.25
11	7	15	7	12	400	11.28	43	3,546	174	226	43.50	56.50
5	15	15	6	17	399	11.25	44	3,546	214	185	53.63	46.37
4	3	15	6	18	397	11.20	45	3,546	199	198	50.13	49.87
10	2	15	6	18	397	11.20	46	3,546	209	188	52.64	47.36
4	17	15	6	17	395	11.14	47	3,546	193	202	48.86	51.14
9	25	15	6	17	394	11.11	48	3,546	206	188	52.28	47.72
10	8	15	5	18	393	11.08	49	3,546	194	199	49.36	50.64
10	23	15	6	18	391	11.03	50	3,546	211	180	53.96	46.04
5	29	15	6	17	390	11.00	51	3,546	205	185	52.56	47.44
2	27	15	6	16	388	10.94	52	3,546	202	186	52.06	47.94
8	14	15	6	16	388	10.94	53	3,546	188	200	48.45	51.55
5	1	15	6	16	387	10.91	54	3,546	202	185	52.20	47.80
10	2	15	6	15	385	10.86	55	3,546	197	188	51.17	48.83
10	2	15	6	17	385	10.86	56	3,546	209	176	54.29	45.71
5	15	15	6	18	384	10.83	57	3,546	220	164	57.29	42.71
4	24	15	6	16	383	10.80	58	3,546	218	165	56.92	43.08
8	21	15	6	18	382	10.77	59	3,546	186	196	48.69	51.31
10	9	15	6	18	382	10.77	60	3,546	201	181	52.62	47.38
9	11	15	6	16	381	10.74	61	3,546	213	168	55.91	44.09
2	27	15	6	17	379	10.69	62	3,546	211	168	55.67	44.33
3	13	15	6	17	379	10.69	63	3,546	232	147	61.21	38.79

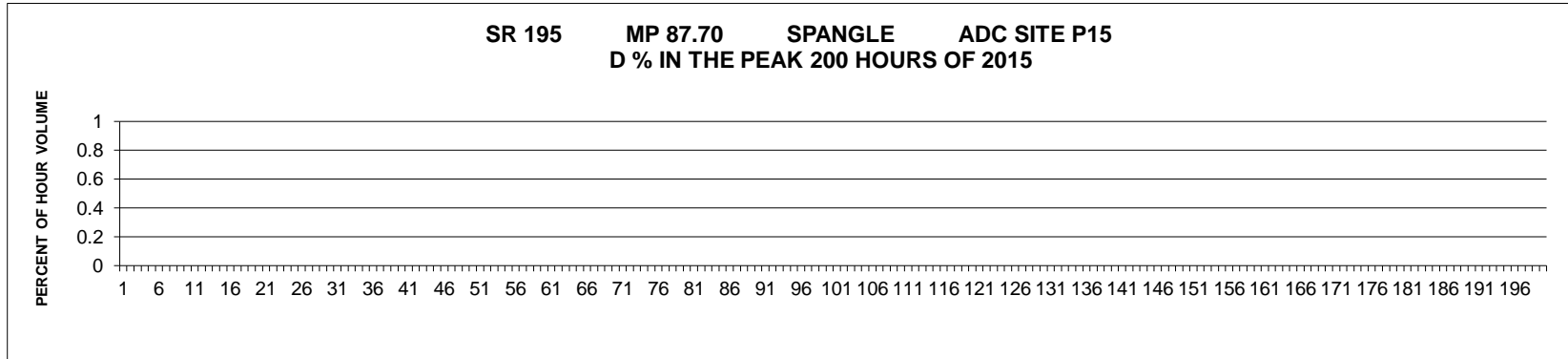
MO	DY	YR	DAY OF WK	HR	HR VOL	PERCENT OF AADT	HOUR NUMBER	AADT	NORTH VOLUME	SOUTH VOLUME	PERCENT NORTH IS OF TOTAL VOLUME	PERCENT SOUTH IS OF TOTAL VOLUME
3	27	15	6	16	378	10.66	64	3,546	184	194	48.68	51.32
5	22	15	6	16	377	10.63	65	3,546	199	178	52.79	47.21
10	30	15	6	18	377	10.63	66	3,546	172	205	45.62	54.38
4	17	15	6	18	376	10.60	67	3,546	176	200	46.81	53.19
11	25	15	4	15	376	10.60	68	3,546	193	183	51.33	48.67
10	23	15	6	17	375	10.58	69	3,546	216	159	57.60	42.40
11	25	15	4	16	374	10.55	70	3,546	189	185	50.53	49.47
5	8	15	6	14	373	10.52	71	3,546	202	171	54.16	45.84
5	22	15	6	18	372	10.49	72	3,546	178	194	47.85	52.15
9	18	15	6	18	372	10.49	73	3,546	184	188	49.46	50.54
12	11	15	6	16	372	10.49	74	3,546	187	185	50.27	49.73
2	13	15	6	18	371	10.46	75	3,546	200	171	53.91	46.09
4	3	15	6	16	371	10.46	76	3,546	180	191	48.52	51.48
8	22	15	7	13	371	10.46	77	3,546	218	153	58.76	41.24
10	29	15	5	18	371	10.46	78	3,546	194	177	52.29	47.71
10	30	15	6	17	371	10.46	79	3,546	181	190	48.79	51.21
4	24	15	6	18	369	10.41	80	3,546	206	163	55.83	44.17
11	25	15	4	14	368	10.38	81	3,546	178	190	48.37	51.63
9	25	15	6	18	367	10.35	82	3,546	196	171	53.41	46.59
3	6	15	6	17	366	10.32	83	3,546	209	157	57.10	42.90
8	14	15	6	17	366	10.32	84	3,546	208	158	56.83	43.17
9	3	15	5	17	366	10.32	85	3,546	209	157	57.10	42.90
9	4	15	6	14	366	10.32	86	3,546	190	176	51.91	48.09
9	4	15	6	15	366	10.32	87	3,546	190	176	51.91	48.09
5	29	15	6	18	365	10.29	88	3,546	198	167	54.25	45.75
10	30	15	6	16	365	10.29	89	3,546	200	165	54.79	45.21
12	11	15	6	17	365	10.29	90	3,546	185	180	50.68	49.32
8	28	15	6	17	364	10.27	91	3,546	190	174	52.20	47.80
10	1	15	5	18	364	10.27	92	3,546	197	167	54.12	45.88
10	16	15	6	19	364	10.27	93	3,546	173	191	47.53	52.47
8	21	15	6	17	363	10.24	94	3,546	188	175	51.79	48.21
9	25	15	6	16	363	10.24	95	3,546	191	172	52.62	47.38
3	27	15	6	18	361	10.18	96	3,546	174	187	48.20	51.80
8	28	15	6	15	361	10.18	97	3,546	198	163	54.85	45.15
4	17	15	6	16	360	10.15	98	3,546	183	177	50.83	49.17
3	20	15	6	17	359	10.12	99	3,546	191	168	53.20	46.80
8	21	15	6	16	359	10.12	100	3,546	168	191	46.80	53.20
3	6	15	6	15	357	10.07	101	3,546	202	155	56.58	43.42
4	3	15	6	15	357	10.07	102	3,546	191	166	53.50	46.50
5	22	15	6	14	357	10.07	103	3,546	193	164	54.06	45.94
8	20	15	5	18	357	10.07	104	3,546	195	162	54.62	45.38
10	9	15	6	15	357	10.07	105	3,546	186	171	52.10	47.90
2	13	15	6	15	356	10.04	106	3,546	182	174	51.12	48.88
4	24	15	6	15	356	10.04	107	3,546	211	145	59.27	40.73
11	25	15	4	17	355	10.01	108	3,546	190	165	53.52	46.48
10	10	15	7	11	354	9.98	109	3,546	176	178	49.72	50.28
10	15	15	5	17	353	9.95	110	3,546	187	166	52.97	47.03
11	29	15	1	16	353	9.95	111	3,546	152	201	43.06	56.94
5	22	15	6	15	352	9.93	112	3,546	167	185	47.44	52.56

MO	DY	YR	DAY OF WK	HR	HR VOL	PERCENT OF AADT	HOUR NUMBER	AADT	NORTH VOLUME	SOUTH VOLUME	PERCENT NORTH IS OF TOTAL VOLUME	PERCENT SOUTH IS OF TOTAL VOLUME
9	7	15	2	16	352	9.93	113	3,546	191	161	54.26	45.74
5	15	15	6	14	351	9.90	114	3,546	181	170	51.57	48.43
8	14	15	6	18	351	9.90	115	3,546	170	181	48.43	51.57
5	1	15	6	17	350	9.87	116	3,546	171	179	48.86	51.14
4	30	15	5	17	349	9.84	117	3,546	181	168	51.86	48.14
9	5	15	7	10	349	9.84	118	3,546	152	197	43.55	56.45
5	15	15	6	15	348	9.81	119	3,546	183	165	52.59	47.41
5	21	15	5	18	348	9.81	120	3,546	191	157	54.89	45.11
11	13	15	6	17	348	9.81	121	3,546	190	158	54.60	45.40
5	1	15	6	15	347	9.79	122	3,546	219	128	63.11	36.89
5	29	15	6	16	347	9.79	123	3,546	181	166	52.16	47.84
10	16	15	6	15	347	9.79	124	3,546	164	183	47.26	52.74
11	25	15	4	13	347	9.79	125	3,546	185	162	53.31	46.69
5	3	15	1	16	346	9.76	126	3,546	159	187	45.95	54.05
9	17	15	5	17	346	9.76	127	3,546	169	177	48.84	51.16
9	18	15	6	16	346	9.76	128	3,546	177	169	51.16	48.84
10	15	15	5	18	346	9.76	129	3,546	176	170	50.87	49.13
10	17	15	7	10	346	9.76	130	3,546	123	223	35.55	64.45
5	9	15	7	12	345	9.73	131	3,546	169	176	48.99	51.01
8	22	15	7	11	345	9.73	132	3,546	213	132	61.74	38.26
9	12	15	7	12	345	9.73	133	3,546	174	171	50.43	49.57
2	6	15	6	17	344	9.70	134	3,546	174	170	50.58	49.42
5	9	15	7	13	344	9.70	135	3,546	180	164	52.33	47.67
5	21	15	5	17	344	9.70	136	3,546	164	180	47.67	52.33
9	26	15	7	10	344	9.70	137	3,546	188	156	54.65	45.35
11	6	15	6	14	344	9.70	138	3,546	166	178	48.26	51.74
2	12	15	5	16	343	9.67	139	3,546	207	136	60.35	39.65
4	10	15	6	14	343	9.67	140	3,546	163	180	47.52	52.48
3	6	15	6	18	342	9.64	141	3,546	199	143	58.19	41.81
5	8	15	6	15	342	9.64	142	3,546	177	165	51.75	48.25
5	9	15	7	14	342	9.64	143	3,546	189	153	55.26	44.74
5	22	15	6	12	342	9.64	144	3,546	152	190	44.44	55.56
9	25	15	6	15	342	9.64	145	3,546	162	180	47.37	52.63
2	27	15	6	18	341	9.62	146	3,546	174	167	51.03	48.97
3	13	15	6	18	341	9.62	147	3,546	194	147	56.89	43.11
3	20	15	6	18	341	9.62	148	3,546	188	153	55.13	44.87
8	14	15	6	15	341	9.62	149	3,546	164	177	48.09	51.91
3	27	15	6	17	340	9.59	150	3,546	178	162	52.35	47.65
5	3	15	1	17	340	9.59	151	3,546	140	200	41.18	58.82
5	23	15	7	11	340	9.59	152	3,546	174	166	51.18	48.82
9	7	15	2	15	340	9.59	153	3,546	181	159	53.24	46.76
9	9	15	4	18	340	9.59	154	3,546	198	142	58.24	41.76
10	28	15	4	18	340	9.59	155	3,546	195	145	57.35	42.65
12	4	15	6	17	340	9.59	156	3,546	164	176	48.24	51.76
5	7	15	5	17	339	9.56	157	3,546	183	156	53.98	46.02
8	13	15	5	18	339	9.56	158	3,546	189	150	55.75	44.25
9	18	15	6	15	339	9.56	159	3,546	166	173	48.97	51.03
9	26	15	7	12	339	9.56	160	3,546	170	169	50.15	49.85
10	12	15	2	18	339	9.56	161	3,546	184	155	54.28	45.72

MO	DY	YR	DAY OF WK	HR	HR VOL	PERCENT OF AADT	HOUR NUMBER	AADT	NORTH VOLUME	SOUTH VOLUME	PERCENT NORTH IS OF TOTAL VOLUME	PERCENT SOUTH IS OF TOTAL VOLUME
10	30	15	6	14	339	9.56	162	3,546	161	178	47.49	52.51
1	30	15	6	17	338	9.53	163	3,546	197	141	58.28	41.72
4	2	15	5	18	338	9.53	164	3,546	176	162	52.07	47.93
5	7	15	5	16	338	9.53	165	3,546	175	163	51.78	48.22
8	28	15	6	16	338	9.53	166	3,546	161	177	47.63	52.37
9	19	15	7	14	338	9.53	167	3,546	132	206	39.05	60.95
10	8	15	5	17	338	9.53	168	3,546	181	157	53.55	46.45
9	17	15	5	18	337	9.50	169	3,546	196	141	58.16	41.84
10	1	15	5	17	337	9.50	170	3,546	176	161	52.23	47.77
3	28	15	7	12	336	9.48	171	3,546	170	166	50.60	49.40
9	5	15	7	11	336	9.48	172	3,546	154	182	45.83	54.17
10	24	15	7	16	336	9.48	173	3,546	204	132	60.71	39.29
11	6	15	6	19	336	9.48	174	3,546	147	189	43.75	56.25
9	11	15	6	15	335	9.45	175	3,546	181	154	54.03	45.97
10	17	15	7	13	335	9.45	176	3,546	144	191	42.99	57.01
8	7	15	6	14	334	9.42	177	3,546	175	159	52.40	47.60
8	21	15	6	15	334	9.42	178	3,546	180	154	53.89	46.11
9	26	15	7	13	334	9.42	179	3,546	177	157	52.99	47.01
10	16	15	6	14	334	9.42	180	3,546	173	161	51.80	48.20
10	17	15	7	17	334	9.42	181	3,546	217	117	64.97	35.03
10	21	15	4	17	334	9.42	182	3,546	187	147	55.99	44.01
11	8	15	1	12	334	9.42	183	3,546	225	109	67.37	32.63
1	16	15	6	17	333	9.39	184	3,546	175	158	52.55	47.45
3	13	15	6	15	333	9.39	185	3,546	203	130	60.96	39.04
10	12	15	2	17	333	9.39	186	3,546	173	160	51.95	48.05
11	5	15	5	16	333	9.39	187	3,546	175	158	52.55	47.45
1	23	15	6	17	332	9.36	188	3,546	176	156	53.01	46.99
4	19	15	1	16	332	9.36	189	3,546	188	144	56.63	43.37
8	6	15	5	18	332	9.36	190	3,546	170	162	51.20	48.80
9	4	15	6	19	332	9.36	191	3,546	155	177	46.69	53.31
9	5	15	7	16	332	9.36	192	3,546	210	122	63.25	36.75
10	9	15	6	14	332	9.36	193	3,546	165	167	49.70	50.30
9	3	15	5	18	331	9.33	194	3,546	189	142	57.10	42.90
9	8	15	3	17	331	9.33	195	3,546	183	148	55.29	44.71
9	10	15	5	18	331	9.33	196	3,546	183	148	55.29	44.71
10	14	15	4	18	331	9.33	197	3,546	178	153	53.78	46.22
10	23	15	6	15	331	9.33	198	3,546	174	157	52.57	47.43
10	29	15	5	17	331	9.33	199	3,546	180	151	54.38	45.62
2	20	15	6	18	330	9.31	200	3,546	175	155	53.03	46.97

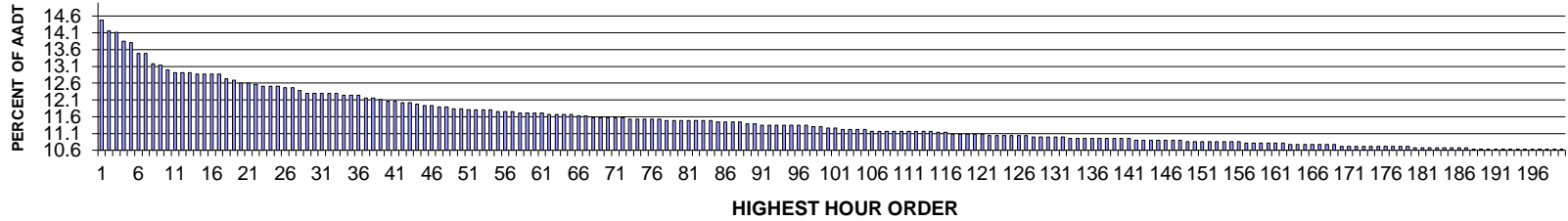


AADT= 0 K 30 FACTOR= 0 K 100 FACTOR= 0 K 200 FACTOR= 0 D 30 FACTOR= 0.00



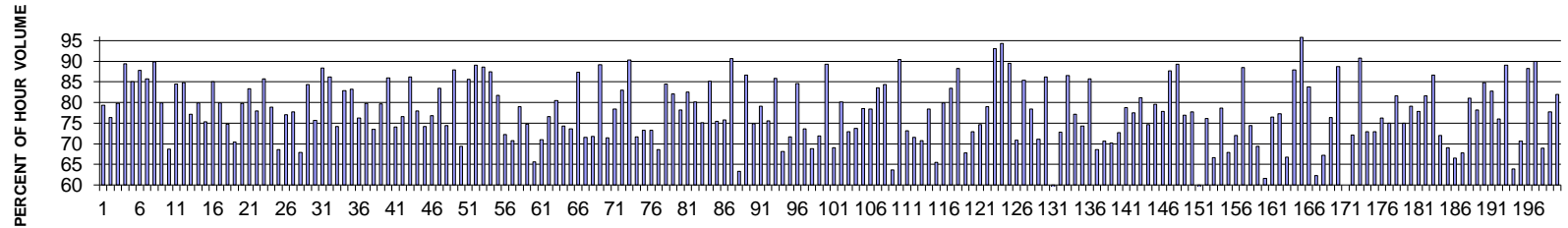
MO	DY	YR	DAY OF WK	HR	HR VOL	PERCENT OF AADT	HOUR NUMBER	AADT	NORTH VOLUME	SOUTH VOLUME	PERCENT NORTH IS OF TOTAL VOLUME	PERCENT SOUTH IS OF TOTAL VOLUME
----	----	----	-----------	----	--------	-----------------	-------------	------	--------------	--------------	----------------------------------	----------------------------------

**SR 221 MP 13.10 PROSSER ADC SITE P17
K FOR PEAK 200 HOURS OF 2015**



AADT= 2238 K 30 FACTOR= 12.29 K 100 FACTOR= 11.26 K 200 FACTOR= 10.63 D 30 FACTOR= 75.64

**SR 221 MP 13.10 PROSSER ADC SITE P17
D % IN THE PEAK 200 HOURS OF 2015**



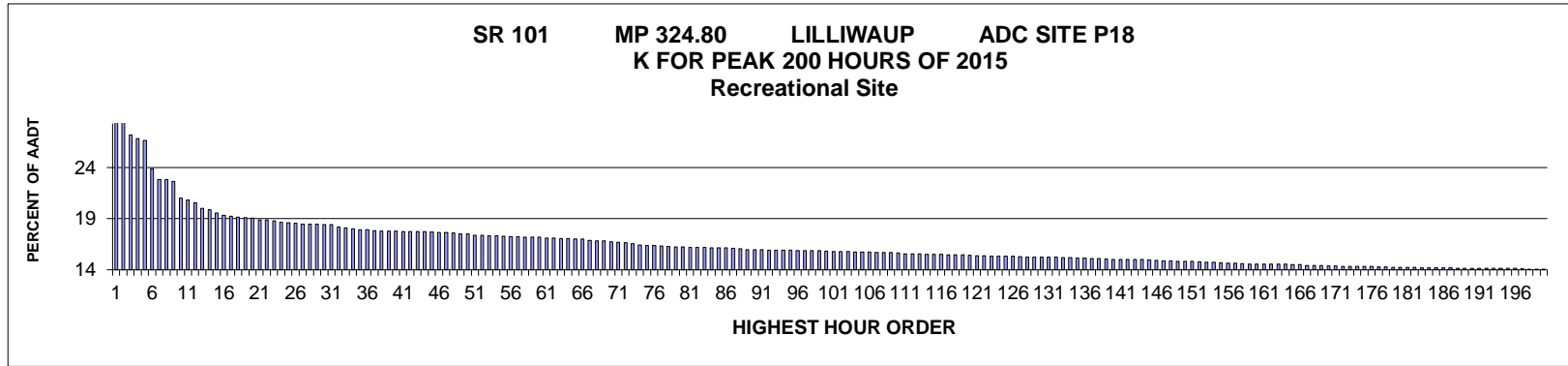
MO	DY	YR	DAY OF WK	HR	HR VOL	PERCENT OF AADT	HOUR NUMBER	AADT	NORTH VOLUME	SOUTH VOLUME	PERCENT NORTH IS OF TOTAL VOLUME	PERCENT SOUTH IS OF TOTAL VOLUME
5	28	15	5	17	324	14.48	1	2,238	257	67	79.32	20.68
10	14	15	4	17	317	14.16	2	2,238	242	75	76.34	23.66
5	21	15	5	17	316	14.12	3	2,238	252	64	79.75	20.25
8	6	15	5	6	310	13.85	4	2,238	33	277	10.65	89.35
7	29	15	4	6	309	13.81	5	2,238	46	263	14.89	85.11
7	28	15	3	6	302	13.49	6	2,238	37	265	12.25	87.75
7	30	15	5	6	302	13.49	7	2,238	43	259	14.24	85.76
8	5	15	4	6	295	13.18	8	2,238	30	265	10.17	89.83
11	3	15	3	17	294	13.14	9	2,238	235	59	79.93	20.07
7	15	15	4	17	291	13.00	10	2,238	200	91	68.73	31.27
5	27	15	4	17	289	12.91	11	2,238	244	45	84.43	15.57
7	21	15	3	6	289	12.91	12	2,238	44	245	15.22	84.78
7	21	15	3	17	289	12.91	13	2,238	223	66	77.16	22.84
4	16	15	5	17	288	12.87	14	2,238	230	58	79.86	20.14

MO	DY	YR	DAY OF WK	HR	HR VOL	PERCENT OF AADT	HOUR NUMBER	AADT	NORTH VOLUME	SOUTH VOLUME	PERCENT NORTH IS OF TOTAL VOLUME	PERCENT SOUTH IS OF TOTAL VOLUME
6	18	15	5	17	288	12.87	15	2,238	217	71	75.35	24.65
7	22	15	4	6	288	12.87	16	2,238	43	245	14.93	85.07
10	28	15	4	17	288	12.87	17	2,238	230	58	79.86	20.14
6	17	15	4	17	285	12.73	18	2,238	213	72	74.74	25.26
7	13	15	2	17	284	12.69	19	2,238	200	84	70.42	29.58
10	27	15	3	17	282	12.60	20	2,238	225	57	79.79	20.21
11	2	15	2	17	282	12.60	21	2,238	235	47	83.33	16.67
10	19	15	2	17	281	12.56	22	2,238	219	62	77.94	22.06
4	8	15	4	7	280	12.51	23	2,238	40	240	14.29	85.71
6	1	15	2	17	280	12.51	24	2,238	221	59	78.93	21.07
9	3	15	5	18	280	12.51	25	2,238	192	88	68.57	31.43
7	16	15	5	17	279	12.47	26	2,238	215	64	77.06	22.94
11	5	15	5	17	279	12.47	27	2,238	217	62	77.78	22.22
7	31	15	6	15	277	12.38	28	2,238	188	89	67.87	32.13
4	9	15	5	7	275	12.29	29	2,238	43	232	15.64	84.36
6	24	15	4	17	275	12.29	30	2,238	208	67	75.64	24.36
7	23	15	5	6	275	12.29	31	2,238	32	243	11.64	88.36
8	4	15	3	6	275	12.29	32	2,238	38	237	13.82	86.18
8	18	15	3	17	275	12.29	33	2,238	204	71	74.18	25.82
4	7	15	3	7	274	12.24	34	2,238	47	227	17.15	82.85
4	10	15	6	7	274	12.24	35	2,238	46	228	16.79	83.21
10	22	15	5	17	274	12.24	36	2,238	209	65	76.28	23.72
6	4	15	5	17	272	12.15	37	2,238	217	55	79.78	20.22
7	22	15	4	17	272	12.15	38	2,238	200	72	73.53	26.47
12	14	15	2	17	271	12.11	39	2,238	216	55	79.70	20.30
8	11	15	3	6	270	12.06	40	2,238	38	232	14.07	85.93
9	30	15	4	17	270	12.06	41	2,238	200	70	74.07	25.93
6	16	15	3	17	269	12.02	42	2,238	206	63	76.58	23.42
8	18	15	3	6	269	12.02	43	2,238	37	232	13.75	86.25
7	28	15	3	17	268	11.97	44	2,238	209	59	77.99	22.01
10	13	15	3	17	267	11.93	45	2,238	198	69	74.16	25.84
10	15	15	5	18	267	11.93	46	2,238	205	62	76.78	23.22
4	7	15	3	17	266	11.89	47	2,238	222	44	83.46	16.54
8	25	15	3	17	266	11.89	48	2,238	198	68	74.44	25.56
7	20	15	2	6	265	11.84	49	2,238	32	233	12.08	87.92
8	20	15	5	17	265	11.84	50	2,238	184	81	69.43	30.57
7	14	15	3	6	264	11.80	51	2,238	38	226	14.39	85.61
7	31	15	6	6	264	11.80	52	2,238	29	235	10.98	89.02
8	13	15	5	6	264	11.80	53	2,238	30	234	11.36	88.64
8	19	15	4	6	264	11.80	54	2,238	33	231	12.50	87.50
5	14	15	5	17	263	11.75	55	2,238	215	48	81.75	18.25
8	3	15	2	18	263	11.75	56	2,238	190	73	72.24	27.76
9	9	15	4	17	263	11.75	57	2,238	186	77	70.72	29.28
5	20	15	4	17	262	11.71	58	2,238	207	55	79.01	20.99
6	15	15	2	17	262	11.71	59	2,238	196	66	74.81	25.19
7	16	15	5	18	262	11.71	60	2,238	172	90	65.65	34.35
7	28	15	3	15	262	11.71	61	2,238	186	76	70.99	29.01
3	19	15	5	18	261	11.66	62	2,238	200	61	76.63	23.37
4	28	15	3	17	261	11.66	63	2,238	210	51	80.46	19.54

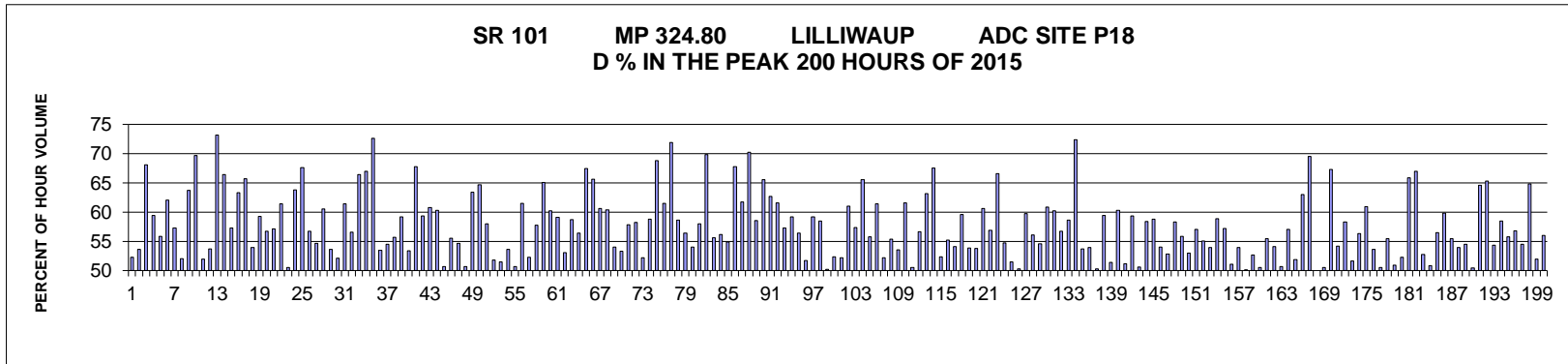
MO	DY	YR	DAY OF WK	HR	HR VOL	PERCENT OF AADT	HOUR NUMBER	AADT	NORTH VOLUME	SOUTH VOLUME	PERCENT NORTH IS OF TOTAL VOLUME	PERCENT SOUTH IS OF TOTAL VOLUME
8	27	15	5	17	261	11.66	64	2,238	194	67	74.33	25.67
10	1	15	5	17	261	11.66	65	2,238	192	69	73.56	26.44
8	26	15	4	6	260	11.62	66	2,238	33	227	12.69	87.31
10	5	15	2	17	260	11.62	67	2,238	186	74	71.54	28.46
4	27	15	2	16	259	11.57	68	2,238	186	73	71.81	28.19
7	2	15	5	5	259	11.57	69	2,238	28	231	10.81	89.19
7	29	15	4	17	259	11.57	70	2,238	185	74	71.43	28.57
11	4	15	4	18	259	11.57	71	2,238	203	56	78.38	21.62
11	10	15	3	17	259	11.57	72	2,238	215	44	83.01	16.99
8	7	15	6	6	258	11.53	73	2,238	25	233	9.69	90.31
8	10	15	2	17	258	11.53	74	2,238	185	73	71.71	28.29
9	10	15	5	17	258	11.53	75	2,238	189	69	73.26	26.74
10	7	15	4	7	258	11.53	76	2,238	69	189	26.74	73.26
10	9	15	6	17	258	11.53	77	2,238	177	81	68.60	31.40
4	9	15	5	17	257	11.48	78	2,238	217	40	84.44	15.56
4	20	15	2	17	257	11.48	79	2,238	211	46	82.10	17.90
5	19	15	3	17	257	11.48	80	2,238	201	56	78.21	21.79
5	26	15	3	17	257	11.48	81	2,238	212	45	82.49	17.51
6	3	15	4	17	257	11.48	82	2,238	206	51	80.16	19.84
7	23	15	5	17	257	11.48	83	2,238	193	64	75.10	24.90
7	24	15	6	6	257	11.48	84	2,238	38	219	14.79	85.21
5	7	15	5	17	256	11.44	85	2,238	193	63	75.39	24.61
7	14	15	3	17	256	11.44	86	2,238	194	62	75.78	24.22
7	27	15	2	6	256	11.44	87	2,238	24	232	9.38	90.63
8	3	15	2	16	256	11.44	88	2,238	162	94	63.28	36.72
8	25	15	3	6	255	11.39	89	2,238	34	221	13.33	86.67
10	22	15	5	7	255	11.39	90	2,238	64	191	25.10	74.90
4	15	15	4	17	254	11.35	91	2,238	201	53	79.13	20.87
6	25	15	5	17	254	11.35	92	2,238	192	62	75.59	24.41
7	15	15	4	6	254	11.35	93	2,238	36	218	14.17	85.83
7	23	15	5	15	254	11.35	94	2,238	173	81	68.11	31.89
10	6	15	3	18	254	11.35	95	2,238	182	72	71.65	28.35
10	21	15	4	17	254	11.35	96	2,238	215	39	84.65	15.35
10	26	15	2	17	254	11.35	97	2,238	187	67	73.62	26.38
9	29	15	3	17	253	11.30	98	2,238	174	79	68.77	31.23
10	5	15	2	18	253	11.30	99	2,238	182	71	71.94	28.06
8	3	15	2	6	252	11.26	100	2,238	27	225	10.71	89.29
8	31	15	2	18	252	11.26	101	2,238	174	78	69.05	30.95
3	5	15	5	17	251	11.22	102	2,238	201	50	80.08	19.92
7	20	15	2	17	251	11.22	103	2,238	183	68	72.91	27.09
9	8	15	3	17	251	11.22	104	2,238	185	66	73.71	26.29
12	15	15	3	17	251	11.22	105	2,238	197	54	78.49	21.51
3	9	15	2	17	250	11.17	106	2,238	196	54	78.40	21.60
4	8	15	4	17	250	11.17	107	2,238	209	41	83.60	16.40
7	16	15	5	6	250	11.17	108	2,238	39	211	15.60	84.40
7	28	15	3	18	250	11.17	109	2,238	159	91	63.60	36.40
8	12	15	4	6	250	11.17	110	2,238	24	226	9.60	90.40
10	12	15	2	17	250	11.17	111	2,238	183	67	73.20	26.80
10	15	15	5	17	250	11.17	112	2,238	179	71	71.60	28.40

MO	DY	YR	DAY OF WK	HR	HR VOL	PERCENT OF AADT	HOUR NUMBER	AADT	NORTH VOLUME	SOUTH VOLUME	PERCENT NORTH IS OF TOTAL VOLUME	PERCENT SOUTH IS OF TOTAL VOLUME
10	16	15	6	17	250	11.17	113	2,238	177	73	70.80	29.20
10	20	15	3	17	250	11.17	114	2,238	196	54	78.40	21.60
10	23	15	6	17	249	11.13	115	2,238	163	86	65.46	34.54
11	4	15	4	7	249	11.13	116	2,238	50	199	20.08	79.92
2	23	15	2	17	248	11.08	117	2,238	207	41	83.47	16.53
5	20	15	4	6	248	11.08	118	2,238	29	219	11.69	88.31
8	17	15	2	17	248	11.08	119	2,238	168	80	67.74	32.26
9	2	15	4	17	248	11.08	120	2,238	181	67	72.98	27.02
10	6	15	3	7	248	11.08	121	2,238	63	185	25.40	74.60
2	10	15	3	18	247	11.04	122	2,238	195	52	78.95	21.05
5	19	15	3	6	247	11.04	123	2,238	17	230	6.88	93.12
7	3	15	6	5	247	11.04	124	2,238	14	233	5.67	94.33
8	20	15	5	6	247	11.04	125	2,238	26	221	10.53	89.47
9	1	15	3	18	247	11.04	126	2,238	175	72	70.85	29.15
12	10	15	5	17	247	11.04	127	2,238	211	36	85.43	14.57
3	12	15	5	18	246	10.99	128	2,238	193	53	78.46	21.54
8	6	15	5	18	246	10.99	129	2,238	175	71	71.14	28.86
8	14	15	6	6	246	10.99	130	2,238	34	212	13.82	86.18
9	8	15	3	16	246	10.99	131	2,238	127	119	51.63	48.37
10	13	15	3	18	246	10.99	132	2,238	179	67	72.76	27.24
6	17	15	4	6	245	10.95	133	2,238	33	212	13.47	86.53
6	22	15	2	17	245	10.95	134	2,238	189	56	77.14	22.86
8	4	15	3	15	245	10.95	135	2,238	182	63	74.29	25.71
8	17	15	2	6	245	10.95	136	2,238	35	210	14.29	85.71
9	14	15	2	17	245	10.95	137	2,238	168	77	68.57	31.43
9	15	15	3	18	245	10.95	138	2,238	173	72	70.61	29.39
10	8	15	5	18	245	10.95	139	2,238	172	73	70.20	29.80
10	20	15	3	7	245	10.95	140	2,238	67	178	27.35	72.65
12	9	15	4	17	245	10.95	141	2,238	193	52	78.78	21.22
1	12	15	2	17	244	10.90	142	2,238	189	55	77.46	22.54
1	21	15	4	17	244	10.90	143	2,238	198	46	81.15	18.85
2	12	15	5	18	244	10.90	144	2,238	182	62	74.59	25.41
3	10	15	3	17	244	10.90	145	2,238	194	50	79.51	20.49
3	18	15	4	18	244	10.90	146	2,238	190	54	77.87	22.13
5	21	15	5	6	244	10.90	147	2,238	30	214	12.30	87.70
7	8	15	4	5	244	10.90	148	2,238	26	218	10.66	89.34
5	12	15	3	17	243	10.86	149	2,238	187	56	76.95	23.05
6	2	15	3	17	243	10.86	150	2,238	189	54	77.78	22.22
6	22	15	2	18	243	10.86	151	2,238	140	103	57.61	42.39
7	27	15	2	17	243	10.86	152	2,238	185	58	76.13	23.87
8	6	15	5	17	243	10.86	153	2,238	162	81	66.67	33.33
8	26	15	4	17	243	10.86	154	2,238	191	52	78.60	21.40
9	29	15	3	18	243	10.86	155	2,238	165	78	67.90	32.10
10	6	15	3	17	243	10.86	156	2,238	175	68	72.02	27.98
5	27	15	4	6	242	10.81	157	2,238	28	214	11.57	88.43
8	3	15	2	17	242	10.81	158	2,238	180	62	74.38	25.62
8	13	15	5	17	242	10.81	159	2,238	168	74	69.42	30.58
10	15	15	5	16	242	10.81	160	2,238	149	93	61.57	38.43
10	22	15	5	18	242	10.81	161	2,238	185	57	76.45	23.55

MO	DY	YR	DAY OF WK	HR	HR VOL	PERCENT OF AADT	HOUR NUMBER	AADT	NORTH VOLUME	SOUTH VOLUME	PERCENT NORTH IS OF TOTAL VOLUME	PERCENT SOUTH IS OF TOTAL VOLUME
12	1	15	3	17	242	10.81	162	2,238	187	55	77.27	22.73
4	28	15	3	16	241	10.77	163	2,238	161	80	66.80	33.20
6	18	15	5	6	241	10.77	164	2,238	29	212	12.03	87.97
7	6	15	2	5	241	10.77	165	2,238	10	231	4.15	95.85
7	13	15	2	6	241	10.77	166	2,238	39	202	16.18	83.82
7	23	15	5	18	241	10.77	167	2,238	150	91	62.24	37.76
10	9	15	6	18	241	10.77	168	2,238	162	79	67.22	32.78
10	15	15	5	7	241	10.77	169	2,238	57	184	23.65	76.35
7	10	15	6	5	240	10.72	170	2,238	27	213	11.25	88.75
7	23	15	5	16	240	10.72	171	2,238	144	96	60.00	40.00
9	1	15	3	17	240	10.72	172	2,238	173	67	72.08	27.92
9	3	15	5	6	240	10.72	173	2,238	22	218	9.17	90.83
9	15	15	3	17	240	10.72	174	2,238	175	65	72.92	27.08
9	22	15	3	17	240	10.72	175	2,238	175	65	72.92	27.08
9	29	15	3	7	240	10.72	176	2,238	57	183	23.75	76.25
10	29	15	5	17	240	10.72	177	2,238	180	60	75.00	25.00
11	4	15	4	17	240	10.72	178	2,238	196	44	81.67	18.33
11	18	15	4	16	240	10.72	179	2,238	180	60	75.00	25.00
2	25	15	4	17	239	10.68	180	2,238	189	50	79.08	20.92
4	22	15	4	17	239	10.68	181	2,238	186	53	77.82	22.18
5	18	15	2	17	239	10.68	182	2,238	195	44	81.59	18.41
6	3	15	4	6	239	10.68	183	2,238	32	207	13.39	86.61
7	29	15	4	15	239	10.68	184	2,238	172	67	71.97	28.03
9	3	15	5	17	239	10.68	185	2,238	165	74	69.04	30.96
10	1	15	5	18	239	10.68	186	2,238	159	80	66.53	33.47
10	8	15	5	16	239	10.68	187	2,238	162	77	67.78	32.22
2	17	15	3	17	238	10.63	188	2,238	193	45	81.09	18.91
2	24	15	3	18	238	10.63	189	2,238	186	52	78.15	21.85
2	26	15	5	17	238	10.63	190	2,238	202	36	84.87	15.13
3	17	15	3	18	238	10.63	191	2,238	197	41	82.77	17.23
3	31	15	3	18	238	10.63	192	2,238	181	57	76.05	23.95
6	16	15	3	6	238	10.63	193	2,238	26	212	10.92	89.08
7	27	15	2	16	238	10.63	194	2,238	152	86	63.87	36.13
8	19	15	4	17	238	10.63	195	2,238	168	70	70.59	29.41
9	1	15	3	6	238	10.63	196	2,238	28	210	11.76	88.24
9	2	15	4	6	238	10.63	197	2,238	24	214	10.08	89.92
9	23	15	4	17	238	10.63	198	2,238	164	74	68.91	31.09
10	8	15	5	7	238	10.63	199	2,238	53	185	22.27	77.73
10	15	15	5	6	238	10.63	200	2,238	43	195	18.07	81.93



AADT= 2647 K 30 FACTOR= 18.13 K 100 FACTOR= 15.53 K 200 FACTOR= 13.75 D 100 FACTOR= 52.31



MO	DY	YR	DAY OF WK	HR	HR VOL	PERCENT OF AADT	HOUR NUMBER	AADT	NORTH VOLUME	SOUTH VOLUME	PERCENT NORTH IS OF TOTAL VOLUME	PERCENT SOUTH IS OF TOTAL VOLUME
9	9	15	4	16	873	32.98	1	2,647	456	417	52.23	47.77
9	9	15	4	15	850	32.11	2	2,647	394	456	46.35	53.65
7	5	15	1	15	712	26.90	3	2,647	485	227	68.12	31.88
9	9	15	4	14	702	26.52	4	2,647	417	285	59.40	40.60
9	9	15	4	17	698	26.37	5	2,647	390	308	55.87	44.13
7	5	15	1	14	624	23.57	6	2,647	387	237	62.02	37.98
7	19	15	1	15	597	22.55	7	2,647	342	255	57.29	42.71
7	19	15	1	14	596	22.52	8	2,647	286	310	47.99	52.01
7	5	15	1	13	592	22.36	9	2,647	377	215	63.68	36.32
7	5	15	1	12	548	20.70	10	2,647	382	166	69.71	30.29
7	19	15	1	13	543	20.51	11	2,647	282	261	51.93	48.07
9	11	15	6	17	536	20.25	12	2,647	248	288	46.27	53.73
7	5	15	1	17	522	19.72	13	2,647	382	140	73.18	26.82
7	5	15	1	16	518	19.57	14	2,647	344	174	66.41	33.59

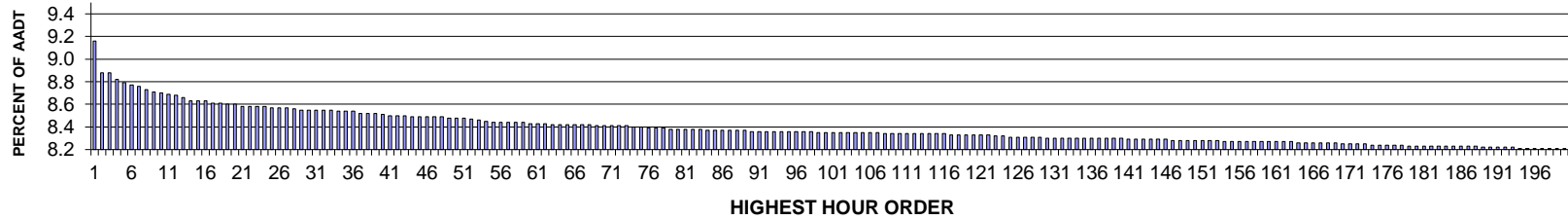
MO	DY	YR	DAY OF WK	HR	HR VOL	PERCENT OF AADT	HOUR NUMBER	AADT	NORTH VOLUME	SOUTH VOLUME	PERCENT NORTH IS OF TOTAL VOLUME	PERCENT SOUTH IS OF TOTAL VOLUME
8	16	15	1	15	510	19.27	15	2,647	292	218	57.25	42.75
7	3	15	6	15	504	19.04	16	2,647	185	319	36.71	63.29
7	19	15	1	16	501	18.93	17	2,647	329	172	65.67	34.33
9	9	15	4	18	499	18.85	18	2,647	269	230	53.91	46.09
8	23	15	1	15	498	18.81	19	2,647	295	203	59.24	40.76
8	2	15	1	15	497	18.78	20	2,647	282	215	56.74	43.26
7	3	15	6	16	492	18.59	21	2,647	211	281	42.89	57.11
9	5	15	7	13	492	18.59	22	2,647	190	302	38.62	61.38
8	2	15	1	13	489	18.47	23	2,647	242	247	49.49	50.51
7	3	15	6	12	486	18.36	24	2,647	176	310	36.21	63.79
7	3	15	6	14	485	18.32	25	2,647	157	328	32.37	67.63
5	23	15	7	14	483	18.25	26	2,647	209	274	43.27	56.73
8	16	15	1	14	481	18.17	27	2,647	263	218	54.68	45.32
8	16	15	1	16	481	18.17	28	2,647	291	190	60.50	39.50
9	11	15	6	16	481	18.17	29	2,647	223	258	46.36	53.64
8	16	15	1	13	480	18.13	30	2,647	230	250	47.92	52.08
7	3	15	6	13	479	18.10	31	2,647	185	294	38.62	61.38
8	23	15	1	13	474	17.91	32	2,647	268	206	56.54	43.46
7	5	15	1	11	471	17.79	33	2,647	313	158	66.45	33.55
9	7	15	2	15	469	17.72	34	2,647	314	155	66.95	33.05
5	25	15	2	12	467	17.64	35	2,647	339	128	72.59	27.41
8	2	15	1	14	466	17.60	36	2,647	249	217	53.43	46.57
5	23	15	7	15	464	17.53	37	2,647	211	253	45.47	54.53
5	24	15	1	13	463	17.49	38	2,647	205	258	44.28	55.72
8	1	15	7	13	463	17.49	39	2,647	189	274	40.82	59.18
8	16	15	1	12	463	17.49	40	2,647	247	216	53.35	46.65
5	25	15	2	13	462	17.45	41	2,647	313	149	67.75	32.25
8	2	15	1	12	462	17.45	42	2,647	274	188	59.31	40.69
7	3	15	6	11	461	17.42	43	2,647	181	280	39.26	60.74
8	23	15	1	16	461	17.42	44	2,647	278	183	60.30	39.70
8	9	15	1	13	460	17.38	45	2,647	233	227	50.65	49.35
5	24	15	1	15	459	17.34	46	2,647	255	204	55.56	44.44
8	23	15	1	14	459	17.34	47	2,647	251	208	54.68	45.32
8	9	15	1	14	458	17.30	48	2,647	226	232	49.34	50.66
8	2	15	1	16	456	17.23	49	2,647	289	167	63.38	36.62
8	16	15	1	17	456	17.23	50	2,647	295	161	64.69	35.31
7	4	15	7	14	452	17.08	51	2,647	190	262	42.04	57.96
7	31	15	6	15	452	17.08	52	2,647	218	234	48.23	51.77
5	24	15	1	14	451	17.04	53	2,647	219	232	48.56	51.44
7	19	15	1	12	451	17.04	54	2,647	242	209	53.66	46.34
7	26	15	1	13	450	17.00	55	2,647	228	222	50.67	49.33
9	5	15	7	12	449	16.96	56	2,647	173	276	38.53	61.47
9	11	15	6	15	448	16.92	57	2,647	214	234	47.77	52.23
7	18	15	7	12	447	16.89	58	2,647	189	258	42.28	57.72
9	5	15	7	14	447	16.89	59	2,647	156	291	34.90	65.10
9	5	15	7	15	447	16.89	60	2,647	178	269	39.82	60.18
5	24	15	1	16	445	16.81	61	2,647	263	182	59.10	40.90
7	18	15	7	11	445	16.81	62	2,647	209	236	46.97	53.03
8	1	15	7	12	443	16.74	63	2,647	183	260	41.31	58.69

MO	DY	YR	DAY OF WK	HR	HR VOL	PERCENT OF AADT	HOUR NUMBER	AADT	NORTH VOLUME	SOUTH VOLUME	PERCENT NORTH IS OF TOTAL VOLUME	PERCENT SOUTH IS OF TOTAL VOLUME
8	9	15	1	15	443	16.74	64	2,647	250	193	56.43	43.57
5	2	15	7	15	442	16.70	65	2,647	298	144	67.42	32.58
9	7	15	2	13	442	16.70	66	2,647	290	152	65.61	34.39
7	18	15	7	15	439	16.58	67	2,647	173	266	39.41	60.59
5	23	15	7	12	437	16.51	68	2,647	173	264	39.59	60.41
7	12	15	1	13	437	16.51	69	2,647	236	201	54.00	46.00
8	1	15	7	15	435	16.43	70	2,647	203	232	46.67	53.33
6	7	15	1	15	434	16.40	71	2,647	251	183	57.83	42.17
8	23	15	1	12	433	16.36	72	2,647	252	181	58.20	41.80
8	8	15	7	15	431	16.28	73	2,647	225	206	52.20	47.80
9	5	15	7	11	427	16.13	74	2,647	176	251	41.22	58.78
5	25	15	2	15	426	16.09	75	2,647	293	133	68.78	31.22
9	7	15	2	12	426	16.09	76	2,647	262	164	61.50	38.50
7	5	15	1	19	424	16.02	77	2,647	305	119	71.93	28.07
7	4	15	7	12	423	15.98	78	2,647	175	248	41.37	58.63
5	24	15	1	12	422	15.94	79	2,647	184	238	43.60	56.40
7	12	15	1	15	422	15.94	80	2,647	228	194	54.03	45.97
7	3	15	6	17	421	15.90	81	2,647	177	244	42.04	57.96
7	5	15	1	18	421	15.90	82	2,647	294	127	69.83	30.17
7	18	15	7	14	421	15.90	83	2,647	187	234	44.42	55.58
7	26	15	1	12	420	15.87	84	2,647	236	184	56.19	43.81
7	4	15	7	13	419	15.83	85	2,647	189	230	45.11	54.89
8	16	15	1	18	419	15.83	86	2,647	284	135	67.78	32.22
9	12	15	7	13	418	15.79	87	2,647	160	258	38.28	61.72
5	25	15	2	14	417	15.75	88	2,647	293	124	70.26	29.74
7	18	15	7	13	415	15.68	89	2,647	172	243	41.45	58.55
7	19	15	1	17	415	15.68	90	2,647	272	143	65.54	34.46
9	7	15	2	14	415	15.68	91	2,647	260	155	62.65	37.35
7	19	15	1	18	414	15.64	92	2,647	255	159	61.59	38.41
8	2	15	1	17	414	15.64	93	2,647	237	177	57.25	42.75
8	8	15	7	14	414	15.64	94	2,647	169	245	40.82	59.18
4	19	15	1	16	413	15.60	95	2,647	233	180	56.42	43.58
6	21	15	1	12	412	15.56	96	2,647	199	213	48.30	51.70
7	26	15	1	15	412	15.56	97	2,647	244	168	59.22	40.78
8	1	15	7	11	412	15.56	98	2,647	171	241	41.50	58.50
8	21	15	6	16	412	15.56	99	2,647	207	205	50.24	49.76
7	17	15	6	15	411	15.53	100	2,647	196	215	47.69	52.31
6	21	15	1	14	410	15.49	101	2,647	196	214	47.80	52.20
8	1	15	7	14	410	15.49	102	2,647	160	250	39.02	60.98
8	8	15	7	13	410	15.49	103	2,647	175	235	42.68	57.32
5	24	15	1	17	409	15.45	104	2,647	268	141	65.53	34.47
7	26	15	1	14	409	15.45	105	2,647	228	181	55.75	44.25
8	22	15	7	13	409	15.45	106	2,647	158	251	38.63	61.37
8	9	15	1	16	408	15.41	107	2,647	213	195	52.21	47.79
8	21	15	6	15	408	15.41	108	2,647	182	226	44.61	55.39
6	27	15	7	15	407	15.38	109	2,647	189	218	46.44	53.56
9	6	15	1	16	406	15.34	110	2,647	250	156	61.58	38.42
6	14	15	1	14	404	15.26	111	2,647	204	200	50.50	49.50
8	1	15	7	16	404	15.26	112	2,647	229	175	56.68	43.32

MO	DY	YR	DAY OF WK	HR	HR VOL	PERCENT OF AADT	HOUR NUMBER	AADT	NORTH VOLUME	SOUTH VOLUME	PERCENT NORTH IS OF TOTAL VOLUME	PERCENT SOUTH IS OF TOTAL VOLUME
8	23	15	1	17	404	15.26	113	2,647	255	149	63.12	36.88
5	23	15	7	13	403	15.22	114	2,647	131	272	32.51	67.49
6	21	15	1	15	403	15.22	115	2,647	211	192	52.36	47.64
8	15	15	7	12	402	15.19	116	2,647	180	222	44.78	55.22
6	21	15	1	13	401	15.15	117	2,647	217	184	54.11	45.89
7	26	15	1	16	401	15.15	118	2,647	239	162	59.60	40.40
9	6	15	1	15	401	15.15	119	2,647	216	185	53.87	46.13
9	5	15	7	16	400	15.11	120	2,647	185	215	46.25	53.75
5	22	15	6	15	399	15.07	121	2,647	157	242	39.35	60.65
6	28	15	1	13	399	15.07	122	2,647	227	172	56.89	43.11
5	2	15	7	14	398	15.04	123	2,647	265	133	66.58	33.42
6	7	15	1	14	398	15.04	124	2,647	218	180	54.77	45.23
8	9	15	1	12	398	15.04	125	2,647	205	193	51.51	48.49
9	6	15	1	14	398	15.04	126	2,647	200	198	50.25	49.75
8	15	15	7	14	397	15.00	127	2,647	160	237	40.30	59.70
8	9	15	1	17	396	14.96	128	2,647	222	174	56.06	43.94
8	15	15	7	11	396	14.96	129	2,647	180	216	45.45	54.55
8	22	15	7	14	396	14.96	130	2,647	155	241	39.14	60.86
6	20	15	7	12	395	14.92	131	2,647	157	238	39.75	60.25
6	28	15	1	15	395	14.92	132	2,647	224	171	56.71	43.29
6	28	15	1	12	394	14.88	133	2,647	231	163	58.63	41.37
7	19	15	1	19	394	14.88	134	2,647	285	109	72.34	27.66
7	12	15	1	14	393	14.85	135	2,647	211	182	53.69	46.31
8	22	15	7	15	393	14.85	136	2,647	212	181	53.94	46.06
8	14	15	6	16	392	14.81	137	2,647	195	197	49.74	50.26
9	12	15	7	12	392	14.81	138	2,647	159	233	40.56	59.44
7	25	15	7	12	391	14.77	139	2,647	190	201	48.59	51.41
7	25	15	7	14	390	14.73	140	2,647	155	235	39.74	60.26
7	18	15	7	16	389	14.70	141	2,647	199	190	51.16	48.84
7	19	15	1	11	389	14.70	142	2,647	231	158	59.38	40.62
8	7	15	6	15	389	14.70	143	2,647	197	192	50.64	49.36
8	15	15	7	13	389	14.70	144	2,647	162	227	41.65	58.35
6	28	15	1	16	388	14.66	145	2,647	228	160	58.76	41.24
6	21	15	1	16	387	14.62	146	2,647	209	178	54.01	45.99
7	17	15	6	16	386	14.58	147	2,647	204	182	52.85	47.15
7	31	15	6	13	386	14.58	148	2,647	161	225	41.71	58.29
6	20	15	7	15	385	14.54	149	2,647	170	215	44.16	55.84
7	2	15	5	15	385	14.54	150	2,647	181	204	47.01	52.99
7	17	15	6	14	384	14.51	151	2,647	165	219	42.97	57.03
7	6	15	2	15	383	14.47	152	2,647	211	172	55.09	44.91
8	8	15	7	16	382	14.43	153	2,647	206	176	53.93	46.07
9	13	15	1	13	382	14.43	154	2,647	225	157	58.90	41.10
4	19	15	1	14	381	14.39	155	2,647	218	163	57.22	42.78
6	7	15	1	13	380	14.36	156	2,647	194	186	51.05	48.95
7	10	15	6	15	380	14.36	157	2,647	175	205	46.05	53.95
7	31	15	6	12	379	14.32	158	2,647	190	189	50.13	49.87
7	31	15	6	14	378	14.28	159	2,647	179	199	47.35	52.65
8	14	15	6	15	378	14.28	160	2,647	187	191	49.47	50.53
6	14	15	1	15	377	14.24	161	2,647	209	168	55.44	44.56

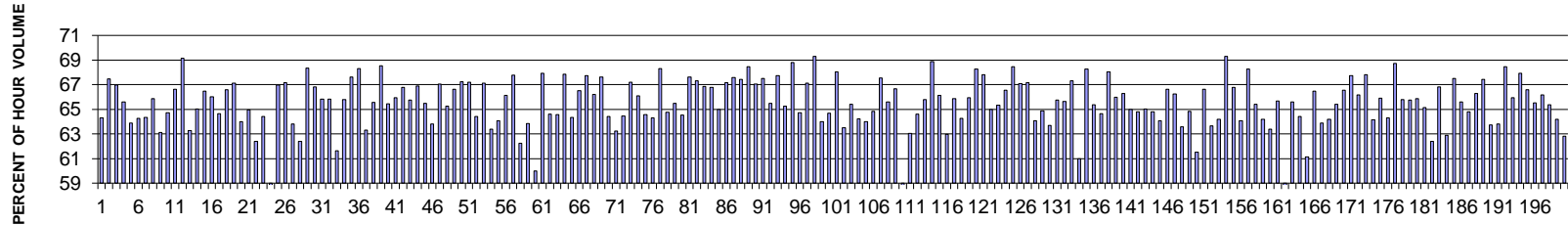
MO	DY	YR	DAY OF WK	HR	HR VOL	PERCENT OF AADT	HOUR NUMBER	AADT	NORTH VOLUME	SOUTH VOLUME	PERCENT NORTH IS OF TOTAL VOLUME	PERCENT SOUTH IS OF TOTAL VOLUME
7	4	15	7	15	377	14.24	162	2,647	173	204	45.89	54.11
8	7	15	6	12	377	14.24	163	2,647	186	191	49.34	50.66
8	22	15	7	12	377	14.24	164	2,647	162	215	42.97	57.03
7	31	15	6	16	376	14.20	165	2,647	181	195	48.14	51.86
8	2	15	1	11	376	14.20	166	2,647	237	139	63.03	36.97
5	25	15	2	16	374	14.13	167	2,647	260	114	69.52	30.48
7	11	15	7	11	374	14.13	168	2,647	187	187	50.00	50.00
8	17	15	2	14	374	14.13	169	2,647	189	185	50.53	49.47
4	19	15	1	15	373	14.09	170	2,647	251	122	67.29	32.71
6	27	15	7	14	373	14.09	171	2,647	171	202	45.84	54.16
6	27	15	7	12	372	14.05	172	2,647	155	217	41.67	58.33
6	27	15	7	16	372	14.05	173	2,647	180	192	48.39	51.61
6	27	15	7	11	371	14.02	174	2,647	162	209	43.67	56.33
7	24	15	6	17	371	14.02	175	2,647	145	226	39.08	60.92
7	25	15	7	11	371	14.02	176	2,647	172	199	46.36	53.64
7	24	15	6	15	370	13.98	177	2,647	183	187	49.46	50.54
8	21	15	6	14	370	13.98	178	2,647	165	205	44.59	55.41
7	25	15	7	15	369	13.94	179	2,647	188	181	50.95	49.05
8	9	15	1	11	369	13.94	180	2,647	193	176	52.30	47.70
8	16	15	1	19	369	13.94	181	2,647	243	126	65.85	34.15
9	7	15	2	16	369	13.94	182	2,647	247	122	66.94	33.06
4	19	15	1	13	368	13.90	183	2,647	174	194	47.28	52.72
6	7	15	1	12	368	13.90	184	2,647	181	187	49.18	50.82
7	3	15	6	18	368	13.90	185	2,647	160	208	43.48	56.52
7	6	15	2	12	368	13.90	186	2,647	220	148	59.78	40.22
8	7	15	6	17	368	13.90	187	2,647	164	204	44.57	55.43
6	20	15	7	14	367	13.86	188	2,647	169	198	46.05	53.95
6	28	15	1	14	367	13.86	189	2,647	200	167	54.50	45.50
7	6	15	2	14	367	13.86	190	2,647	185	182	50.41	49.59
8	2	15	1	18	367	13.86	191	2,647	237	130	64.58	35.42
5	2	15	7	12	366	13.83	192	2,647	127	239	34.70	65.30
7	12	15	1	12	366	13.83	193	2,647	199	167	54.37	45.63
7	12	15	1	16	366	13.83	194	2,647	214	152	58.47	41.53
7	31	15	6	17	366	13.83	195	2,647	162	204	44.26	55.74
9	4	15	6	15	366	13.83	196	2,647	158	208	43.17	56.83
8	7	15	6	16	365	13.79	197	2,647	166	199	45.48	54.52
5	3	15	1	15	364	13.75	198	2,647	236	128	64.84	35.16
7	11	15	7	13	364	13.75	199	2,647	189	175	51.92	48.08
9	11	15	6	14	364	13.75	200	2,647	160	204	43.96	56.04

**SR 522 MP 13.30 WOODINVILLE ADC SITE P19
K FOR PEAK 200 HOURS OF 2015**



AADT= 50284 K 30 FACTOR= 8.55 K 100 FACTOR= 8.35 K 200 FACTOR= 8.21 D 30 FACTOR= 66.82

**SR 522 MP 13.30 WOODINVILLE ADC SITE P19
D % IN THE PEAK 200 HOURS OF 2015**



MO	DY	YR	DAY OF WK	HR	HR VOL	PERCENT OF AADT	HOUR NUMBER	AADT	EAST VOLUME	WEST VOLUME	PERCENT EAST IS OF TOTAL VOLUME	PERCENT WEST IS OF TOTAL VOLUME
12	18	15	6	16	4,604	9.16	1	50,284	2,961	1,643	64.31	35.69
6	5	15	6	16	4,464	8.88	2	50,284	3,011	1,453	67.45	32.55
5	21	15	5	17	4,463	8.88	3	50,284	2,989	1,474	66.97	33.03
8	7	15	6	16	4,437	8.82	4	50,284	2,910	1,527	65.58	34.42
5	21	15	5	16	4,422	8.79	5	50,284	2,825	1,597	63.89	36.11
6	12	15	6	16	4,409	8.77	6	50,284	2,834	1,575	64.28	35.72
10	16	15	6	16	4,404	8.76	7	50,284	2,833	1,571	64.33	35.67
6	18	15	5	17	4,388	8.73	8	50,284	2,891	1,497	65.88	34.12
7	9	15	5	16	4,382	8.71	9	50,284	2,765	1,617	63.10	36.90
6	19	15	6	16	4,374	8.70	10	50,284	2,831	1,543	64.72	35.28
7	24	15	6	17	4,369	8.69	11	50,284	2,911	1,458	66.63	33.37
10	22	15	5	17	4,365	8.68	12	50,284	3,019	1,346	69.16	30.84
7	24	15	6	16	4,353	8.66	13	50,284	2,754	1,599	63.27	36.73

MO	DY	YR	DAY OF WK	HR	HR VOL	PERCENT OF AADT	HOUR NUMBER	AADT	EAST VOLUME	WEST VOLUME	PERCENT EAST IS OF TOTAL VOLUME	PERCENT WEST IS OF TOTAL VOLUME
5	1	15	6	16	4,342	8.63	14	50,284	2,824	1,518	65.04	34.96
5	1	15	6	17	4,341	8.63	15	50,284	2,885	1,456	66.46	33.54
8	13	15	5	17	4,340	8.63	16	50,284	2,865	1,475	66.01	33.99
6	5	15	6	17	4,331	8.61	17	50,284	2,800	1,531	64.65	35.35
7	9	15	5	17	4,328	8.61	18	50,284	2,881	1,447	66.57	33.43
4	22	15	4	17	4,323	8.60	19	50,284	2,901	1,422	67.11	32.89
6	10	15	4	16	4,322	8.60	20	50,284	2,766	1,556	64.00	36.00
7	2	15	5	16	4,316	8.58	21	50,284	2,803	1,513	64.94	35.06
12	18	15	6	17	4,315	8.58	22	50,284	2,692	1,623	62.39	37.61
5	8	15	6	16	4,314	8.58	23	50,284	2,779	1,535	64.42	35.58
10	17	15	7	14	4,314	8.58	24	50,284	2,081	2,233	48.24	51.76
6	12	15	6	17	4,308	8.57	25	50,284	2,885	1,423	66.97	33.03
10	1	15	5	17	4,308	8.57	26	50,284	2,893	1,415	67.15	32.85
12	11	15	6	16	4,308	8.57	27	50,284	2,748	1,560	63.79	36.21
9	3	15	5	16	4,302	8.56	28	50,284	2,685	1,617	62.41	37.59
5	27	15	4	17	4,301	8.55	29	50,284	2,939	1,362	68.33	31.67
9	16	15	4	17	4,301	8.55	30	50,284	2,874	1,427	66.82	33.18
6	10	15	4	17	4,300	8.55	31	50,284	2,830	1,470	65.81	34.19
7	17	15	6	16	4,299	8.55	32	50,284	2,829	1,470	65.81	34.19
3	13	15	6	16	4,297	8.55	33	50,284	2,648	1,649	61.62	38.38
5	29	15	6	17	4,294	8.54	34	50,284	2,825	1,469	65.79	34.21
6	3	15	4	17	4,292	8.54	35	50,284	2,902	1,390	67.61	32.39
10	21	15	4	17	4,292	8.54	36	50,284	2,932	1,360	68.31	31.69
5	29	15	6	16	4,285	8.52	37	50,284	2,712	1,573	63.29	36.71
8	13	15	5	16	4,283	8.52	38	50,284	2,807	1,476	65.54	34.46
5	19	15	3	17	4,282	8.52	39	50,284	2,934	1,348	68.52	31.48
6	26	15	6	16	4,279	8.51	40	50,284	2,800	1,479	65.44	34.56
6	17	15	4	17	4,274	8.50	41	50,284	2,818	1,456	65.93	34.07
5	20	15	4	17	4,273	8.50	42	50,284	2,853	1,420	66.77	33.23
5	15	15	6	17	4,272	8.50	43	50,284	2,808	1,464	65.73	34.27
7	16	15	5	17	4,270	8.49	44	50,284	2,856	1,414	66.89	33.11
10	16	15	6	17	4,270	8.49	45	50,284	2,797	1,473	65.50	34.50
5	15	15	6	16	4,268	8.49	46	50,284	2,723	1,545	63.80	36.20
7	31	15	6	16	4,268	8.49	47	50,284	2,862	1,406	67.06	32.94
12	16	15	4	17	4,267	8.49	48	50,284	2,785	1,482	65.27	34.73
5	8	15	6	17	4,263	8.48	49	50,284	2,840	1,423	66.62	33.38
10	2	15	6	17	4,263	8.48	50	50,284	2,866	1,397	67.23	32.77
10	14	15	4	17	4,263	8.48	51	50,284	2,865	1,398	67.21	32.79
4	15	15	4	16	4,260	8.47	52	50,284	2,744	1,516	64.41	35.59
6	16	15	3	17	4,255	8.46	53	50,284	2,856	1,399	67.12	32.88
1	6	15	3	16	4,247	8.45	54	50,284	2,692	1,555	63.39	36.61
10	20	15	3	16	4,246	8.44	55	50,284	2,721	1,525	64.08	35.92
1	6	15	3	17	4,244	8.44	56	50,284	2,806	1,438	66.12	33.88
5	14	15	5	17	4,244	8.44	57	50,284	2,876	1,368	67.77	32.23
9	11	15	6	16	4,244	8.44	58	50,284	2,642	1,602	62.25	37.75

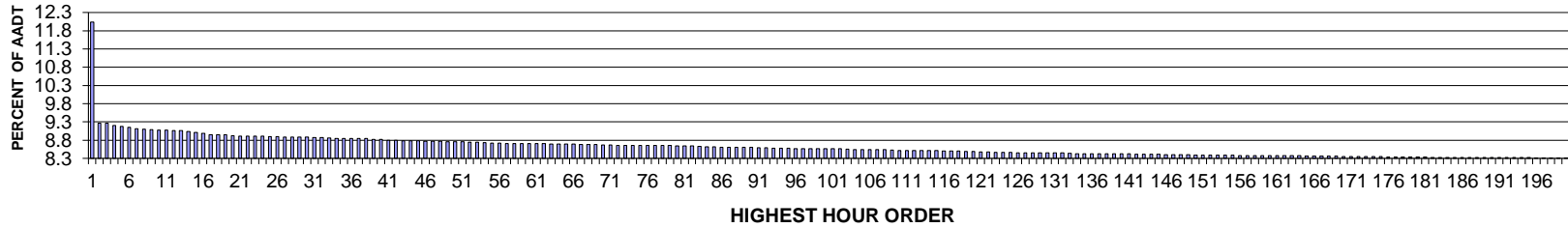
MO	DY	YR	DAY OF WK	HR	HR VOL	PERCENT OF AADT	HOUR NUMBER	AADT	EAST VOLUME	WEST VOLUME	PERCENT EAST IS OF TOTAL VOLUME	PERCENT WEST IS OF TOTAL VOLUME
5	7	15	5	16	4,242	8.44	59	50,284	2,709	1,533	63.86	36.14
8	27	15	5	16	4,239	8.43	60	50,284	2,543	1,696	59.99	40.01
6	4	15	5	17	4,237	8.43	61	50,284	2,878	1,359	67.93	32.07
10	9	15	6	16	4,237	8.43	62	50,284	2,738	1,499	64.62	35.38
2	13	15	6	16	4,235	8.42	63	50,284	2,735	1,500	64.58	35.42
8	3	15	2	17	4,235	8.42	64	50,284	2,873	1,362	67.84	32.16
6	25	15	5	16	4,233	8.42	65	50,284	2,723	1,510	64.33	35.67
6	30	15	3	17	4,233	8.42	66	50,284	2,816	1,417	66.52	33.48
5	26	15	3	17	4,232	8.42	67	50,284	2,866	1,366	67.72	32.28
6	19	15	6	17	4,232	8.42	68	50,284	2,802	1,430	66.21	33.79
6	1	15	2	17	4,231	8.41	69	50,284	2,860	1,371	67.60	32.40
9	4	15	6	16	4,231	8.41	70	50,284	2,726	1,505	64.43	35.57
8	27	15	5	17	4,230	8.41	71	50,284	2,675	1,555	63.24	36.76
5	28	15	5	16	4,228	8.41	72	50,284	2,726	1,502	64.47	35.53
12	15	15	3	17	4,228	8.41	73	50,284	2,841	1,387	67.19	32.81
6	11	15	5	17	4,224	8.40	74	50,284	2,792	1,432	66.10	33.90
9	18	15	6	16	4,223	8.40	75	50,284	2,727	1,496	64.57	35.43
4	16	15	5	16	4,221	8.39	76	50,284	2,714	1,507	64.30	35.70
11	4	15	4	17	4,220	8.39	77	50,284	2,883	1,337	68.32	31.68
6	25	15	5	17	4,218	8.39	78	50,284	2,732	1,486	64.77	35.23
10	22	15	5	16	4,216	8.38	79	50,284	2,761	1,455	65.49	34.51
10	15	15	5	16	4,215	8.38	80	50,284	2,719	1,496	64.51	35.49
2	13	15	6	17	4,214	8.38	81	50,284	2,850	1,364	67.63	32.37
5	28	15	5	17	4,212	8.38	82	50,284	2,835	1,377	67.31	32.69
7	23	15	5	17	4,212	8.38	83	50,284	2,816	1,396	66.86	33.14
6	2	15	3	17	4,211	8.37	84	50,284	2,812	1,399	66.78	33.22
10	8	15	5	16	4,211	8.37	85	50,284	2,736	1,475	64.97	35.03
7	22	15	4	17	4,210	8.37	86	50,284	2,827	1,383	67.15	32.85
9	29	15	3	17	4,209	8.37	87	50,284	2,844	1,365	67.57	32.43
11	5	15	5	17	4,209	8.37	88	50,284	2,838	1,371	67.43	32.57
9	21	15	2	17	4,207	8.37	89	50,284	2,880	1,327	68.46	31.54
12	14	15	2	17	4,206	8.36	90	50,284	2,820	1,386	67.05	32.95
10	28	15	4	17	4,205	8.36	91	50,284	2,839	1,366	67.51	32.49
12	11	15	6	17	4,205	8.36	92	50,284	2,753	1,452	65.47	34.53
10	8	15	5	17	4,204	8.36	93	50,284	2,847	1,357	67.72	32.28
5	20	15	4	16	4,203	8.36	94	50,284	2,742	1,461	65.24	34.76
7	14	15	3	17	4,203	8.36	95	50,284	2,892	1,311	68.81	31.19
5	22	15	6	16	4,202	8.36	96	50,284	2,719	1,483	64.71	35.29
10	23	15	6	17	4,202	8.36	97	50,284	2,821	1,381	67.13	32.87
10	29	15	5	17	4,202	8.36	98	50,284	2,912	1,290	69.30	30.70
1	16	15	6	16	4,201	8.35	99	50,284	2,688	1,513	63.98	36.02
5	18	15	2	16	4,201	8.35	100	50,284	2,718	1,483	64.70	35.30
12	2	15	4	17	4,201	8.35	101	50,284	2,858	1,343	68.03	31.97
12	30	15	4	17	4,201	8.35	102	50,284	2,668	1,533	63.51	36.49
7	15	15	4	17	4,199	8.35	103	50,284	2,747	1,452	65.42	34.58

MO	DY	YR	DAY OF WK	HR	HR VOL	PERCENT OF AADT	HOUR NUMBER	AADT	EAST VOLUME	WEST VOLUME	PERCENT EAST IS OF TOTAL VOLUME	PERCENT WEST IS OF TOTAL VOLUME
8	6	15	5	17	4,198	8.35	104	50,284	2,696	1,502	64.22	35.78
12	14	15	2	16	4,198	8.35	105	50,284	2,686	1,512	63.98	36.02
8	21	15	6	17	4,197	8.35	106	50,284	2,721	1,476	64.83	35.17
10	5	15	2	17	4,197	8.35	107	50,284	2,835	1,362	67.55	32.45
5	4	15	2	16	4,196	8.34	108	50,284	2,752	1,444	65.59	34.41
6	8	15	2	17	4,196	8.34	109	50,284	2,797	1,399	66.66	33.34
10	17	15	7	13	4,196	8.34	110	50,284	2,060	2,136	49.09	50.91
8	21	15	6	16	4,195	8.34	111	50,284	2,645	1,550	63.05	36.95
9	25	15	6	16	4,195	8.34	112	50,284	2,711	1,484	64.62	35.38
9	22	15	3	16	4,193	8.34	113	50,284	2,759	1,434	65.80	34.20
6	23	15	3	17	4,192	8.34	114	50,284	2,888	1,304	68.89	31.11
9	9	15	4	17	4,192	8.34	115	50,284	2,772	1,420	66.13	33.87
12	22	15	3	16	4,192	8.34	116	50,284	2,640	1,552	62.98	37.02
11	10	15	3	16	4,191	8.33	117	50,284	2,761	1,430	65.88	34.12
6	11	15	5	16	4,190	8.33	118	50,284	2,693	1,497	64.27	35.73
6	22	15	2	17	4,190	8.33	119	50,284	2,763	1,427	65.94	34.06
4	16	15	5	17	4,189	8.33	120	50,284	2,859	1,330	68.25	31.75
5	4	15	2	17	4,189	8.33	121	50,284	2,841	1,348	67.82	32.18
8	6	15	5	16	4,188	8.33	122	50,284	2,721	1,467	64.97	35.03
2	20	15	6	16	4,185	8.32	123	50,284	2,734	1,451	65.33	34.67
4	17	15	6	17	4,183	8.32	124	50,284	2,784	1,399	66.56	33.44
11	20	15	6	17	4,181	8.31	125	50,284	2,862	1,319	68.45	31.55
8	12	15	4	17	4,180	8.31	126	50,284	2,804	1,376	67.08	32.92
4	29	15	4	17	4,178	8.31	127	50,284	2,806	1,372	67.16	32.84
5	14	15	5	16	4,177	8.31	128	50,284	2,676	1,501	64.07	35.93
7	7	15	3	16	4,177	8.31	129	50,284	2,709	1,468	64.86	35.14
7	10	15	6	16	4,176	8.30	130	50,284	2,660	1,516	63.70	36.30
11	25	15	4	16	4,176	8.30	131	50,284	2,745	1,431	65.73	34.27
12	22	15	3	17	4,175	8.30	132	50,284	2,741	1,434	65.65	34.35
4	30	15	5	17	4,174	8.30	133	50,284	2,810	1,364	67.32	32.68
1	19	15	2	17	4,173	8.30	134	50,284	2,545	1,628	60.99	39.01
3	10	15	3	17	4,173	8.30	135	50,284	2,848	1,325	68.25	31.75
7	30	15	5	16	4,173	8.30	136	50,284	2,728	1,445	65.37	34.63
4	24	15	6	16	4,172	8.30	137	50,284	2,697	1,475	64.65	35.35
6	9	15	3	17	4,172	8.30	138	50,284	2,839	1,333	68.05	31.95
7	14	15	3	16	4,172	8.30	139	50,284	2,752	1,420	65.96	34.04
7	27	15	2	16	4,172	8.30	140	50,284	2,766	1,406	66.30	33.70
6	15	15	2	16	4,171	8.29	141	50,284	2,710	1,461	64.97	35.03
6	24	15	4	16	4,171	8.29	142	50,284	2,703	1,468	64.80	35.20
6	2	15	3	16	4,169	8.29	143	50,284	2,711	1,458	65.03	34.97
10	23	15	6	16	4,169	8.29	144	50,284	2,701	1,468	64.79	35.21
4	17	15	6	16	4,168	8.29	145	50,284	2,671	1,497	64.08	35.92
11	3	15	3	16	4,167	8.29	146	50,284	2,777	1,390	66.64	33.36
7	28	15	3	17	4,166	8.28	147	50,284	2,759	1,407	66.23	33.77
9	25	15	6	17	4,166	8.28	148	50,284	2,649	1,517	63.59	36.41

MO	DY	YR	DAY OF WK	HR	HR VOL	PERCENT OF AADT	HOUR NUMBER	AADT	EAST VOLUME	WEST VOLUME	PERCENT EAST IS OF TOTAL VOLUME	PERCENT WEST IS OF TOTAL VOLUME
1	8	15	5	16	4,164	8.28	149	50,284	2,699	1,465	64.82	35.18
12	23	15	4	16	4,164	8.28	150	50,284	2,561	1,603	61.50	38.50
8	20	15	5	17	4,163	8.28	151	50,284	2,773	1,390	66.61	33.39
8	28	15	6	16	4,163	8.28	152	50,284	2,650	1,513	63.66	36.34
2	12	15	5	16	4,162	8.28	153	50,284	2,671	1,491	64.18	35.82
3	11	15	4	17	4,161	8.27	154	50,284	2,883	1,278	69.29	30.71
10	13	15	3	17	4,161	8.27	155	50,284	2,778	1,383	66.76	33.24
2	27	15	6	16	4,159	8.27	156	50,284	2,665	1,494	64.08	35.92
6	24	15	4	17	4,159	8.27	157	50,284	2,839	1,320	68.26	31.74
6	30	15	3	16	4,159	8.27	158	50,284	2,720	1,439	65.40	34.60
6	18	15	5	16	4,157	8.27	159	50,284	2,668	1,489	64.18	35.82
12	16	15	4	16	4,157	8.27	160	50,284	2,635	1,522	63.39	36.61
10	6	15	3	16	4,156	8.27	161	50,284	2,729	1,427	65.66	34.34
10	17	15	7	15	4,156	8.27	162	50,284	2,095	2,061	50.41	49.59
10	19	15	2	16	4,156	8.27	163	50,284	2,726	1,430	65.59	34.41
5	26	15	3	16	4,155	8.26	164	50,284	2,677	1,478	64.43	35.57
8	14	15	6	16	4,153	8.26	165	50,284	2,539	1,614	61.14	38.86
9	23	15	4	17	4,153	8.26	166	50,284	2,760	1,393	66.46	33.54
3	27	15	6	16	4,152	8.26	167	50,284	2,652	1,500	63.87	36.13
4	9	15	5	16	4,152	8.26	168	50,284	2,665	1,487	64.19	35.81
8	13	15	5	18	4,151	8.26	169	50,284	2,715	1,436	65.41	34.59
6	3	15	4	16	4,150	8.25	170	50,284	2,762	1,388	66.55	33.45
1	8	15	5	17	4,149	8.25	171	50,284	2,811	1,338	67.75	32.25
3	4	15	4	17	4,148	8.25	172	50,284	2,745	1,403	66.18	33.82
12	9	15	4	17	4,147	8.25	173	50,284	2,812	1,335	67.81	32.19
6	11	15	5	18	4,145	8.24	174	50,284	2,659	1,486	64.15	35.85
9	15	15	3	16	4,145	8.24	175	50,284	2,731	1,414	65.89	34.11
12	15	15	3	16	4,145	8.24	176	50,284	2,665	1,480	64.29	35.71
5	12	15	3	17	4,143	8.24	177	50,284	2,848	1,295	68.74	31.26
10	29	15	5	16	4,142	8.24	178	50,284	2,725	1,417	65.79	34.21
1	9	15	6	17	4,140	8.23	179	50,284	2,722	1,418	65.75	34.25
8	20	15	5	16	4,140	8.23	180	50,284	2,727	1,413	65.87	34.13
1	9	15	6	16	4,139	8.23	181	50,284	2,696	1,443	65.14	34.86
9	3	15	5	17	4,139	8.23	182	50,284	2,582	1,557	62.38	37.62
11	6	15	6	17	4,139	8.23	183	50,284	2,766	1,373	66.83	33.17
12	21	15	2	16	4,138	8.23	184	50,284	2,602	1,536	62.88	37.12
6	29	15	2	17	4,137	8.23	185	50,284	2,792	1,345	67.49	32.51
9	10	15	5	18	4,137	8.23	186	50,284	2,713	1,424	65.58	34.42
9	24	15	5	16	4,137	8.23	187	50,284	2,680	1,457	64.78	35.22
7	6	15	2	17	4,136	8.23	188	50,284	2,741	1,395	66.27	33.73
7	7	15	3	17	4,135	8.22	189	50,284	2,788	1,347	67.42	32.58
1	30	15	6	16	4,134	8.22	190	50,284	2,635	1,499	63.74	36.26
5	19	15	3	16	4,134	8.22	191	50,284	2,638	1,496	63.81	36.19
11	3	15	3	17	4,132	8.22	192	50,284	2,828	1,304	68.44	31.56
7	29	15	4	17	4,131	8.22	193	50,284	2,724	1,407	65.94	34.06

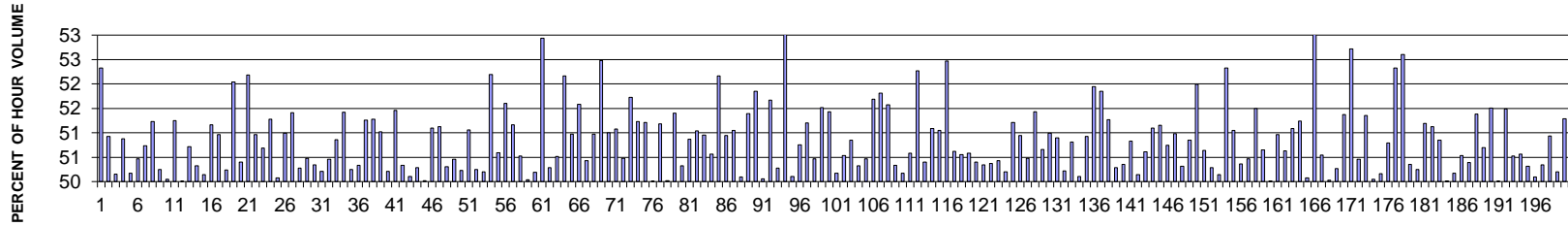
MO	DY	YR	DAY OF WK	HR	HR VOL	PERCENT OF AADT	HOUR NUMBER	AADT	EAST VOLUME	WEST VOLUME	PERCENT EAST IS OF TOTAL VOLUME	PERCENT WEST IS OF TOTAL VOLUME
3	9	15	2	17	4,129	8.21	194	50,284	2,804	1,325	67.91	32.09
8	11	15	3	17	4,128	8.21	195	50,284	2,748	1,380	66.57	33.43
9	30	15	4	17	4,128	8.21	196	50,284	2,705	1,423	65.53	34.47
10	14	15	4	16	4,128	8.21	197	50,284	2,732	1,396	66.18	33.82
7	10	15	6	17	4,127	8.21	198	50,284	2,697	1,430	65.35	34.65
5	6	15	4	16	4,126	8.21	199	50,284	2,648	1,478	64.18	35.82
12	4	15	6	16	4,126	8.21	200	50,284	2,591	1,535	62.80	37.20

**SR 018 MP 5.26 AUBURN EAST ADC SITE P20
K FOR PEAK 200 HOURS OF 2015**



AADT= 61396 K 30 FACTOR= 8.88 K 100 FACTOR= 8.57 K 200 FACTOR= 8.31 D 30 FACTOR= 50.34

**SR 018 MP 5.26 AUBURN EAST ADC SITE P20
D % IN THE PEAK 200 HOURS OF 2015**



MO	DY	YR	DAY OF WK	HR	HR VOL	PERCENT OF AADT	HOUR NUMBER	AADT	EAST VOLUME	WEST VOLUME	PERCENT EAST IS OF TOTAL VOLUME	PERCENT WEST IS OF TOTAL VOLUME
11	19	15	5	10	7,391	12.04	1	61,396	3,523	3,868	47.67	52.33
5	29	15	6	17	5,689	9.27	2	61,396	2,792	2,897	49.08	50.92
5	8	15	6	17	5,683	9.26	3	61,396	2,833	2,850	49.85	50.15
5	15	15	6	17	5,650	9.20	4	61,396	2,775	2,875	49.12	50.88
6	12	15	6	17	5,627	9.17	5	61,396	2,804	2,823	49.83	50.17
5	1	15	6	17	5,615	9.15	6	61,396	2,781	2,834	49.53	50.47
7	10	15	6	17	5,596	9.11	7	61,396	2,839	2,757	50.73	49.27
9	25	15	6	16	5,588	9.10	8	61,396	2,725	2,863	48.77	51.23
5	15	15	6	16	5,578	9.09	9	61,396	2,803	2,775	50.25	49.75
10	2	15	6	17	5,574	9.08	10	61,396	2,790	2,784	50.05	49.95
6	12	15	6	16	5,571	9.07	11	61,396	2,855	2,716	51.25	48.75
5	1	15	6	16	5,563	9.06	12	61,396	2,782	2,781	50.01	49.99
8	7	15	6	17	5,561	9.06	13	61,396	2,741	2,820	49.29	50.71

MO	DY	YR	DAY OF WK	HR	HR VOL	PERCENT OF AADT	HOUR NUMBER	AADT	EAST VOLUME	WEST VOLUME	PERCENT EAST IS OF TOTAL VOLUME	PERCENT WEST IS OF TOTAL VOLUME
9	18	15	6	17	5,545	9.03	14	61,396	2,755	2,790	49.68	50.32
4	17	15	6	17	5,532	9.01	15	61,396	2,774	2,758	50.14	49.86
10	16	15	6	17	5,514	8.98	16	61,396	2,821	2,693	51.16	48.84
8	7	15	6	16	5,498	8.95	17	61,396	2,802	2,696	50.96	49.04
10	22	15	5	17	5,496	8.95	18	61,396	2,761	2,735	50.24	49.76
8	21	15	6	17	5,494	8.95	19	61,396	2,859	2,635	52.04	47.96
5	21	15	5	17	5,476	8.92	20	61,396	2,760	2,716	50.40	49.60
6	19	15	6	17	5,473	8.91	21	61,396	2,856	2,617	52.18	47.82
10	23	15	6	17	5,471	8.91	22	61,396	2,788	2,683	50.96	49.04
5	22	15	6	16	5,470	8.91	23	61,396	2,773	2,697	50.69	49.31
6	19	15	6	16	5,470	8.91	24	61,396	2,805	2,665	51.28	48.72
11	6	15	6	17	5,467	8.90	25	61,396	2,738	2,729	50.08	49.92
2	13	15	6	16	5,464	8.90	26	61,396	2,678	2,786	49.01	50.99
7	24	15	6	16	5,454	8.88	27	61,396	2,804	2,650	51.41	48.59
10	5	15	2	17	5,454	8.88	28	61,396	2,742	2,712	50.28	49.72
10	2	15	6	16	5,452	8.88	29	61,396	2,700	2,752	49.52	50.48
11	10	15	3	17	5,449	8.88	30	61,396	2,706	2,743	49.66	50.34
5	22	15	6	17	5,447	8.87	31	61,396	2,712	2,735	49.79	50.21
3	27	15	6	17	5,444	8.87	32	61,396	2,747	2,697	50.46	49.54
9	11	15	6	17	5,438	8.86	33	61,396	2,766	2,672	50.86	49.14
6	5	15	6	17	5,436	8.85	34	61,396	2,795	2,641	51.42	48.58
5	8	15	6	16	5,433	8.85	35	61,396	2,703	2,730	49.75	50.25
5	28	15	5	17	5,432	8.85	36	61,396	2,734	2,698	50.33	49.67
2	13	15	6	17	5,431	8.85	37	61,396	2,647	2,784	48.74	51.26
6	11	15	5	17	5,427	8.84	38	61,396	2,644	2,783	48.72	51.28
9	18	15	6	16	5,417	8.82	39	61,396	2,653	2,764	48.98	51.02
6	5	15	6	16	5,415	8.82	40	61,396	2,696	2,719	49.79	50.21
11	20	15	6	17	5,404	8.80	41	61,396	2,623	2,781	48.54	51.46
8	13	15	5	17	5,394	8.79	42	61,396	2,679	2,715	49.67	50.33
3	20	15	6	17	5,389	8.78	43	61,396	2,700	2,689	50.10	49.90
9	24	15	5	17	5,389	8.78	44	61,396	2,679	2,710	49.71	50.29
5	1	15	6	18	5,388	8.78	45	61,396	2,695	2,693	50.02	49.98
10	30	15	6	17	5,385	8.77	46	61,396	2,633	2,752	48.90	51.10
7	10	15	6	16	5,383	8.77	47	61,396	2,752	2,631	51.12	48.88
7	23	15	5	17	5,382	8.77	48	61,396	2,707	2,675	50.30	49.70
10	23	15	6	16	5,381	8.76	49	61,396	2,666	2,715	49.54	50.46
3	13	15	6	17	5,377	8.76	50	61,396	2,676	2,701	49.77	50.23
7	15	15	4	17	5,376	8.76	51	61,396	2,745	2,631	51.06	48.94
10	15	15	5	17	5,367	8.74	52	61,396	2,670	2,697	49.75	50.25
7	31	15	6	16	5,365	8.74	53	61,396	2,693	2,672	50.20	49.80
6	25	15	5	17	5,361	8.73	54	61,396	2,798	2,563	52.19	47.81
4	24	15	6	17	5,351	8.72	55	61,396	2,707	2,644	50.59	49.41
12	4	15	6	17	5,351	8.72	56	61,396	2,590	2,761	48.40	51.60
8	6	15	5	17	5,348	8.71	57	61,396	2,736	2,612	51.16	48.84
5	7	15	5	17	5,346	8.71	58	61,396	2,645	2,701	49.48	50.52

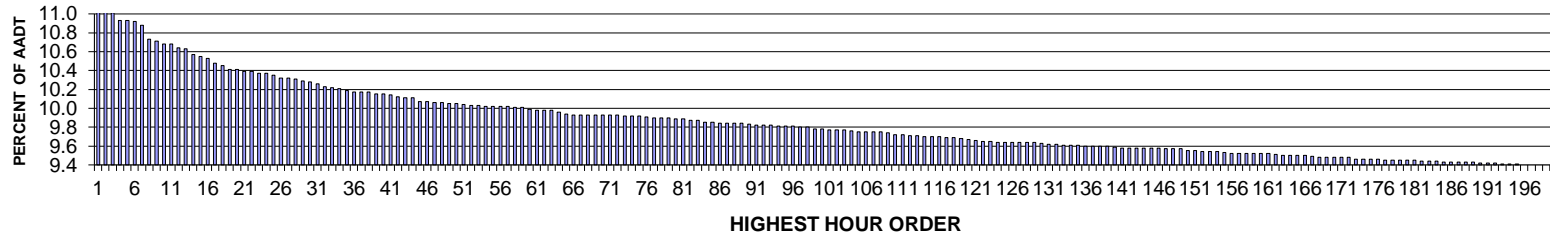
MO	DY	YR	DAY OF WK	HR	HR VOL	PERCENT OF AADT	HOUR NUMBER	AADT	EAST VOLUME	WEST VOLUME	PERCENT EAST IS OF TOTAL VOLUME	PERCENT WEST IS OF TOTAL VOLUME
10	8	15	5	17	5,346	8.71	59	61,396	2,675	2,671	50.04	49.96
11	6	15	6	16	5,346	8.71	60	61,396	2,663	2,683	49.81	50.19
7	24	15	6	17	5,342	8.70	61	61,396	2,828	2,514	52.94	47.06
7	17	15	6	17	5,339	8.70	62	61,396	2,654	2,685	49.71	50.29
6	26	15	6	17	5,338	8.69	63	61,396	2,696	2,642	50.51	49.49
8	7	15	6	18	5,334	8.69	64	61,396	2,552	2,782	47.84	52.16
11	20	15	6	16	5,334	8.69	65	61,396	2,615	2,719	49.03	50.97
7	1	15	4	17	5,333	8.69	66	61,396	2,751	2,582	51.58	48.42
6	17	15	4	17	5,332	8.68	67	61,396	2,643	2,689	49.57	50.43
6	4	15	5	17	5,331	8.68	68	61,396	2,614	2,717	49.03	50.97
10	9	15	6	17	5,330	8.68	69	61,396	2,797	2,533	52.48	47.52
3	13	15	6	16	5,326	8.67	70	61,396	2,610	2,716	49.00	51.00
8	27	15	5	17	5,323	8.67	71	61,396	2,719	2,604	51.08	48.92
6	16	15	3	17	5,317	8.66	72	61,396	2,684	2,633	50.48	49.52
10	1	15	5	17	5,316	8.66	73	61,396	2,750	2,566	51.73	48.27
4	17	15	6	16	5,315	8.66	74	61,396	2,592	2,723	48.77	51.23
5	8	15	6	18	5,315	8.66	75	61,396	2,722	2,593	51.21	48.79
7	17	15	6	16	5,315	8.66	76	61,396	2,658	2,657	50.01	49.99
7	10	15	6	18	5,313	8.65	77	61,396	2,719	2,594	51.18	48.82
5	29	15	6	18	5,310	8.65	78	61,396	2,656	2,654	50.02	49.98
8	21	15	6	16	5,309	8.65	79	61,396	2,580	2,729	48.60	51.40
6	18	15	5	17	5,306	8.64	80	61,396	2,670	2,636	50.32	49.68
6	12	15	6	18	5,302	8.64	81	61,396	2,697	2,605	50.87	49.13
10	9	15	6	16	5,302	8.64	82	61,396	2,706	2,596	51.04	48.96
8	20	15	5	17	5,297	8.63	83	61,396	2,699	2,598	50.95	49.05
4	9	15	5	17	5,293	8.62	84	61,396	2,617	2,676	49.44	50.56
10	16	15	6	18	5,293	8.62	85	61,396	2,761	2,532	52.16	47.84
2	27	15	6	17	5,285	8.61	86	61,396	2,593	2,692	49.06	50.94
9	11	15	6	16	5,283	8.60	87	61,396	2,697	2,586	51.05	48.95
9	17	15	5	17	5,283	8.60	88	61,396	2,646	2,637	50.09	49.91
7	9	15	5	17	5,279	8.60	89	61,396	2,713	2,566	51.39	48.61
10	16	15	6	16	5,279	8.60	90	61,396	2,737	2,542	51.85	48.15
4	16	15	5	17	5,276	8.59	91	61,396	2,641	2,635	50.06	49.94
9	10	15	5	17	5,274	8.59	92	61,396	2,549	2,725	48.33	51.67
5	20	15	4	17	5,270	8.58	93	61,396	2,650	2,620	50.28	49.72
8	28	15	6	17	5,270	8.58	94	61,396	2,805	2,465	53.23	46.77
4	30	15	5	17	5,267	8.58	95	61,396	2,639	2,628	50.10	49.90
8	26	15	4	17	5,263	8.57	96	61,396	2,671	2,592	50.75	49.25
7	8	15	4	17	5,262	8.57	97	61,396	2,694	2,568	51.20	48.80
7	16	15	5	17	5,261	8.57	98	61,396	2,655	2,606	50.47	49.53
7	30	15	5	16	5,260	8.57	99	61,396	2,710	2,550	51.52	48.48
9	25	15	6	17	5,260	8.57	100	61,396	2,705	2,555	51.43	48.57
7	7	15	3	17	5,256	8.56	101	61,396	2,637	2,619	50.17	49.83
6	26	15	6	16	5,254	8.56	102	61,396	2,599	2,655	49.47	50.53
7	2	15	5	16	5,247	8.55	103	61,396	2,668	2,579	50.85	49.15

MO	DY	YR	DAY OF WK	HR	HR VOL	PERCENT OF AADT	HOUR NUMBER	AADT	EAST VOLUME	WEST VOLUME	PERCENT EAST IS OF TOTAL VOLUME	PERCENT WEST IS OF TOTAL VOLUME
10	21	15	4	17	5,246	8.54	104	61,396	2,640	2,606	50.32	49.68
5	29	15	6	16	5,243	8.54	105	61,396	2,597	2,646	49.53	50.47
7	2	15	5	17	5,243	8.54	106	61,396	2,710	2,533	51.69	48.31
11	20	15	6	18	5,242	8.54	107	61,396	2,526	2,716	48.19	51.81
6	10	15	4	17	5,241	8.54	108	61,396	2,538	2,703	48.43	51.57
4	2	15	5	17	5,237	8.53	109	61,396	2,601	2,636	49.67	50.33
10	15	15	5	18	5,232	8.52	110	61,396	2,625	2,607	50.17	49.83
5	27	15	4	17	5,231	8.52	111	61,396	2,585	2,646	49.42	50.58
6	19	15	6	18	5,229	8.52	112	61,396	2,733	2,496	52.27	47.73
5	6	15	4	17	5,224	8.51	113	61,396	2,591	2,633	49.60	50.40
6	18	15	5	16	5,224	8.51	114	61,396	2,555	2,669	48.91	51.09
5	21	15	5	18	5,222	8.51	115	61,396	2,666	2,556	51.05	48.95
9	23	15	4	17	5,218	8.50	116	61,396	2,480	2,738	47.53	52.47
6	15	15	2	17	5,217	8.50	117	61,396	2,576	2,641	49.38	50.62
8	6	15	5	18	5,217	8.50	118	61,396	2,637	2,580	50.55	49.45
6	9	15	3	17	5,214	8.49	119	61,396	2,637	2,577	50.58	49.42
8	19	15	4	17	5,212	8.49	120	61,396	2,627	2,585	50.40	49.60
11	25	15	4	15	5,209	8.48	121	61,396	2,622	2,587	50.34	49.66
6	17	15	4	16	5,204	8.48	122	61,396	2,621	2,583	50.37	49.63
9	15	15	3	17	5,201	8.47	123	61,396	2,578	2,623	49.57	50.43
10	23	15	6	18	5,195	8.46	124	61,396	2,587	2,608	49.80	50.20
7	31	15	6	17	5,194	8.46	125	61,396	2,660	2,534	51.21	48.79
8	6	15	5	16	5,190	8.45	126	61,396	2,644	2,546	50.94	49.06
11	4	15	4	17	5,190	8.45	127	61,396	2,570	2,620	49.52	50.48
1	16	15	6	17	5,186	8.45	128	61,396	2,667	2,519	51.43	48.57
10	15	15	5	16	5,186	8.45	129	61,396	2,559	2,627	49.34	50.66
4	24	15	6	16	5,185	8.45	130	61,396	2,541	2,644	49.01	50.99
4	24	15	6	18	5,185	8.45	131	61,396	2,639	2,546	50.90	49.10
6	3	15	4	17	5,185	8.45	132	61,396	2,581	2,604	49.78	50.22
4	23	15	5	17	5,180	8.44	133	61,396	2,632	2,548	50.81	49.19
5	21	15	5	16	5,176	8.43	134	61,396	2,593	2,583	50.10	49.90
7	14	15	3	17	5,175	8.43	135	61,396	2,540	2,635	49.08	50.92
7	22	15	4	17	5,173	8.43	136	61,396	2,687	2,486	51.94	48.06
10	9	15	6	18	5,173	8.43	137	61,396	2,682	2,491	51.85	48.15
11	10	15	3	18	5,173	8.43	138	61,396	2,521	2,652	48.73	51.27
5	19	15	3	17	5,172	8.42	139	61,396	2,571	2,601	49.71	50.29
9	4	15	6	16	5,172	8.42	140	61,396	2,568	2,604	49.65	50.35
9	18	15	6	18	5,170	8.42	141	61,396	2,628	2,542	50.83	49.17
11	12	15	5	17	5,166	8.41	142	61,396	2,590	2,576	50.14	49.86
9	22	15	3	17	5,165	8.41	143	61,396	2,551	2,614	49.39	50.61
6	23	15	3	17	5,162	8.41	144	61,396	2,638	2,524	51.10	48.90
10	14	15	4	17	5,161	8.41	145	61,396	2,521	2,640	48.85	51.15
4	22	15	4	17	5,160	8.40	146	61,396	2,542	2,618	49.26	50.74
12	4	15	6	16	5,157	8.40	147	61,396	2,528	2,629	49.02	50.98
1	30	15	6	17	5,156	8.40	148	61,396	2,562	2,594	49.69	50.31

MO	DY	YR	DAY OF WK	HR	HR VOL	PERCENT OF AADT	HOUR NUMBER	AADT	EAST VOLUME	WEST VOLUME	PERCENT EAST IS OF TOTAL VOLUME	PERCENT WEST IS OF TOTAL VOLUME
10	22	15	5	16	5,156	8.40	149	61,396	2,622	2,534	50.85	49.15
4	10	15	6	17	5,153	8.39	150	61,396	2,474	2,679	48.01	51.99
3	27	15	6	16	5,152	8.39	151	61,396	2,543	2,609	49.36	50.64
9	29	15	3	17	5,152	8.39	152	61,396	2,561	2,591	49.71	50.29
3	19	15	5	17	5,150	8.39	153	61,396	2,568	2,582	49.86	50.14
7	30	15	5	17	5,150	8.39	154	61,396	2,695	2,455	52.33	47.67
9	8	15	3	17	5,150	8.39	155	61,396	2,629	2,521	51.05	48.95
6	4	15	5	18	5,147	8.38	156	61,396	2,592	2,555	50.36	49.64
8	20	15	5	18	5,146	8.38	157	61,396	2,597	2,549	50.47	49.53
5	22	15	6	18	5,144	8.38	158	61,396	2,495	2,649	48.50	51.50
4	15	15	4	17	5,143	8.38	159	61,396	2,538	2,605	49.35	50.65
9	11	15	6	18	5,143	8.38	160	61,396	2,571	2,572	49.99	50.01
3	20	15	6	16	5,139	8.37	161	61,396	2,520	2,619	49.04	50.96
8	27	15	5	18	5,139	8.37	162	61,396	2,602	2,537	50.63	49.37
7	29	15	4	17	5,138	8.37	163	61,396	2,625	2,513	51.09	48.91
6	18	15	5	18	5,137	8.37	164	61,396	2,632	2,505	51.24	48.76
9	3	15	5	17	5,134	8.36	165	61,396	2,571	2,563	50.08	49.92
5	14	15	5	17	5,133	8.36	166	61,396	2,412	2,721	46.99	53.01
7	17	15	6	18	5,133	8.36	167	61,396	2,594	2,539	50.54	49.46
10	6	15	3	17	5,131	8.36	168	61,396	2,564	2,567	49.97	50.03
10	30	15	6	16	5,130	8.36	169	61,396	2,551	2,579	49.73	50.27
3	27	15	6	18	5,129	8.35	170	61,396	2,635	2,494	51.37	48.63
10	22	15	5	18	5,129	8.35	171	61,396	2,704	2,425	52.72	47.28
8	14	15	6	16	5,127	8.35	172	61,396	2,587	2,540	50.46	49.54
11	19	15	5	17	5,126	8.35	173	61,396	2,494	2,632	48.65	51.35
10	20	15	3	17	5,125	8.35	174	61,396	2,560	2,565	49.95	50.05
9	24	15	5	18	5,124	8.35	175	61,396	2,570	2,554	50.16	49.84
4	27	15	2	17	5,123	8.34	176	61,396	2,602	2,521	50.79	49.21
7	24	15	6	18	5,121	8.34	177	61,396	2,680	2,441	52.33	47.67
7	30	15	5	18	5,120	8.34	178	61,396	2,693	2,427	52.60	47.40
5	4	15	2	17	5,118	8.34	179	61,396	2,577	2,541	50.35	49.65
7	31	15	6	15	5,118	8.34	180	61,396	2,546	2,572	49.75	50.25
9	24	15	5	16	5,118	8.34	181	61,396	2,498	2,620	48.81	51.19
6	5	15	6	18	5,117	8.33	182	61,396	2,616	2,501	51.12	48.88
7	16	15	5	18	5,117	8.33	183	61,396	2,602	2,515	50.85	49.15
10	1	15	5	18	5,117	8.33	184	61,396	2,559	2,558	50.01	49.99
10	30	15	6	18	5,117	8.33	185	61,396	2,550	2,567	49.83	50.17
4	7	15	3	17	5,114	8.33	186	61,396	2,584	2,530	50.53	49.47
6	24	15	4	17	5,114	8.33	187	61,396	2,537	2,577	49.61	50.39
8	28	15	6	16	5,113	8.33	188	61,396	2,627	2,486	51.38	48.62
6	4	15	5	16	5,112	8.33	189	61,396	2,520	2,592	49.30	50.70
8	25	15	3	17	5,112	8.33	190	61,396	2,633	2,479	51.51	48.49
8	5	15	4	17	5,111	8.32	191	61,396	2,556	2,555	50.01	49.99
10	27	15	3	17	5,110	8.32	192	61,396	2,479	2,631	48.51	51.49
6	22	15	2	17	5,107	8.32	193	61,396	2,527	2,580	49.48	50.52

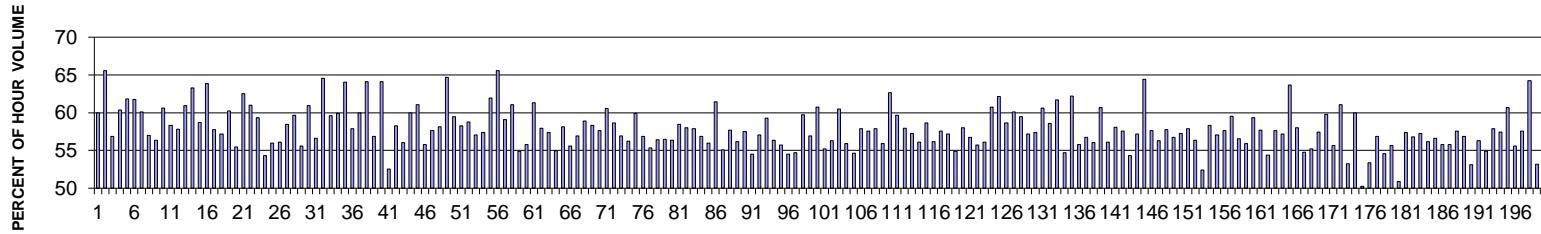
MO	DY	YR	DAY OF WK	HR	HR VOL	PERCENT OF AADT	HOUR NUMBER	AADT	EAST VOLUME	WEST VOLUME	PERCENT EAST IS OF TOTAL VOLUME	PERCENT WEST IS OF TOTAL VOLUME
11	3	15	3	17	5,107	8.32	194	61,396	2,525	2,582	49.44	50.56
8	3	15	2	17	5,106	8.32	195	61,396	2,569	2,537	50.31	49.69
4	17	15	6	18	5,105	8.31	196	61,396	2,548	2,557	49.91	50.09
8	5	15	4	16	5,105	8.31	197	61,396	2,535	2,570	49.66	50.34
8	12	15	4	17	5,105	8.31	198	61,396	2,505	2,600	49.07	50.93
4	30	15	5	18	5,102	8.31	199	61,396	2,541	2,561	49.80	50.20
7	6	15	2	17	5,100	8.31	200	61,396	2,484	2,616	48.71	51.29

**SR 009 MP 28.75 ARLINGTON ADC SITE P21
K FOR PEAK 200 HOURS OF 2015**



AADT= 11676 K 30 FACTOR= 10.28 K 100 FACTOR= 9.78 K 200 FACTOR= 9.4 D 30 FACTOR= 60.92

**SR 009 MP 28.75 ARLINGTON ADC SITE P21
D % IN THE PEAK 200 HOURS OF 2015**



MO	DY	YR	DAY OF WK	HR	HR VOL	PERCENT OF AADT	HOUR NUMBER	AADT	NORTH VOLUME	SOUTH VOLUME	PERCENT NORTH IS OF TOTAL VOLUME	PERCENT SOUTH IS OF TOTAL VOLUME
7	18	15	7	16	1,302	11.15	1	11,676	781	521	59.98	40.02
7	18	15	7	13	1,300	11.13	2	11,676	852	448	65.54	34.46
7	18	15	7	17	1,286	11.01	3	11,676	731	555	56.84	43.16
4	7	15	3	17	1,276	10.93	4	11,676	770	506	60.34	39.66
5	15	15	6	17	1,276	10.93	5	11,676	789	487	61.83	38.17
7	17	15	6	17	1,275	10.92	6	11,676	787	488	61.73	38.27
5	8	15	6	17	1,270	10.88	7	11,676	763	507	60.08	39.92
3	13	15	6	17	1,253	10.73	8	11,676	714	539	56.98	43.02
6	5	15	6	17	1,251	10.71	9	11,676	705	546	56.35	43.65
4	17	15	6	17	1,247	10.68	10	11,676	756	491	60.63	39.37
9	18	15	6	17	1,247	10.68	11	11,676	727	520	58.30	41.70
10	16	15	6	17	1,242	10.64	12	11,676	718	524	57.81	42.19
9	10	15	5	17	1,241	10.63	13	11,676	756	485	60.92	39.08

MO	DY	YR	DAY OF WK	HR	HR VOL	PERCENT OF AADT	HOUR NUMBER	AADT	NORTH VOLUME	SOUTH VOLUME	PERCENT NORTH IS OF TOTAL VOLUME	PERCENT SOUTH IS OF TOTAL VOLUME
7	18	15	7	15	1,234	10.57	14	11,676	781	453	63.29	36.71
10	2	15	6	17	1,232	10.55	15	11,676	723	509	58.69	41.31
7	18	15	7	14	1,229	10.53	16	11,676	785	444	63.87	36.13
9	22	15	3	17	1,224	10.48	17	11,676	707	517	57.76	42.24
9	30	15	4	17	1,220	10.45	18	11,676	698	522	57.21	42.79
9	4	15	6	17	1,216	10.41	19	11,676	732	484	60.20	39.80
3	6	15	6	17	1,215	10.41	20	11,676	674	541	55.47	44.53
7	31	15	6	17	1,213	10.39	21	11,676	758	455	62.49	37.51
8	7	15	6	18	1,213	10.39	22	11,676	740	473	61.01	38.99
2	13	15	6	17	1,211	10.37	23	11,676	719	492	59.37	40.63
4	9	15	5	17	1,211	10.37	24	11,676	658	553	54.34	45.66
5	8	15	6	16	1,209	10.35	25	11,676	677	532	56.00	44.00
1	30	15	6	17	1,205	10.32	26	11,676	676	529	56.10	43.90
5	8	15	6	18	1,205	10.32	27	11,676	704	501	58.42	41.58
5	29	15	6	17	1,204	10.31	28	11,676	718	486	59.63	40.37
5	27	15	4	17	1,202	10.29	29	11,676	668	534	55.57	44.43
9	11	15	6	17	1,200	10.28	30	11,676	731	469	60.92	39.08
10	6	15	3	17	1,198	10.26	31	11,676	678	520	56.59	43.41
7	14	15	3	18	1,194	10.23	32	11,676	771	423	64.57	35.43
7	2	15	5	17	1,193	10.22	33	11,676	711	482	59.60	40.40
9	9	15	4	17	1,192	10.21	34	11,676	714	478	59.90	40.10
7	3	15	6	17	1,190	10.19	35	11,676	762	428	64.03	35.97
11	4	15	4	17	1,188	10.17	36	11,676	688	500	57.91	42.09
4	10	15	6	17	1,187	10.17	37	11,676	712	475	59.98	40.02
7	3	15	6	16	1,187	10.17	38	11,676	761	426	64.11	35.89
7	10	15	6	17	1,185	10.15	39	11,676	674	511	56.88	43.12
8	7	15	6	17	1,185	10.15	40	11,676	760	425	64.14	35.86
6	5	15	6	18	1,184	10.14	41	11,676	622	562	52.53	47.47
10	16	15	6	18	1,182	10.12	42	11,676	689	493	58.29	41.71
4	29	15	4	17	1,181	10.11	43	11,676	662	519	56.05	43.95
9	11	15	6	18	1,181	10.11	44	11,676	708	473	59.95	40.05
5	1	15	6	17	1,176	10.07	45	11,676	718	458	61.05	38.95
9	8	15	3	17	1,176	10.07	46	11,676	656	520	55.78	44.22
1	9	15	6	17	1,175	10.06	47	11,676	677	498	57.62	42.38
5	5	15	3	17	1,175	10.06	48	11,676	683	492	58.13	41.87
5	22	15	6	17	1,174	10.05	49	11,676	759	415	64.65	35.35
10	16	15	6	16	1,174	10.05	50	11,676	698	476	59.45	40.55
11	6	15	6	17	1,172	10.04	51	11,676	683	489	58.28	41.72
4	24	15	6	17	1,171	10.03	52	11,676	688	483	58.75	41.25
10	5	15	2	17	1,171	10.03	53	11,676	668	503	57.05	42.95
5	29	15	6	18	1,170	10.02	54	11,676	671	499	57.35	42.65
7	5	15	1	16	1,170	10.02	55	11,676	445	725	38.03	61.97
7	18	15	7	12	1,170	10.02	56	11,676	767	403	65.56	34.44
8	7	15	6	16	1,170	10.02	57	11,676	691	479	59.06	40.94
7	14	15	3	17	1,169	10.01	58	11,676	714	455	61.08	38.92

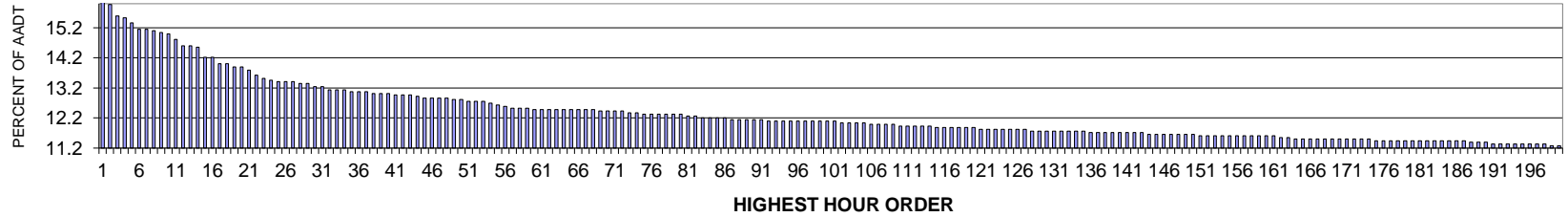
MO	DY	YR	DAY OF WK	HR	HR VOL	PERCENT OF AADT	HOUR NUMBER	AADT	NORTH VOLUME	SOUTH VOLUME	PERCENT NORTH IS OF TOTAL VOLUME	PERCENT SOUTH IS OF TOTAL VOLUME
10	13	15	3	17	1,169	10.01	59	11,676	642	527	54.92	45.08
4	27	15	2	17	1,167	9.99	60	11,676	651	516	55.78	44.22
7	17	15	6	18	1,165	9.98	61	11,676	714	451	61.29	38.71
10	22	15	5	17	1,165	9.98	62	11,676	675	490	57.94	42.06
10	29	15	5	17	1,165	9.98	63	11,676	668	497	57.34	42.66
9	23	15	4	17	1,163	9.96	64	11,676	639	524	54.94	45.06
10	15	15	5	17	1,161	9.94	65	11,676	675	486	58.14	41.86
6	9	15	3	18	1,160	9.93	66	11,676	645	515	55.60	44.40
9	16	15	4	17	1,160	9.93	67	11,676	660	500	56.90	43.10
9	21	15	2	17	1,160	9.93	68	11,676	683	477	58.88	41.12
7	2	15	5	18	1,159	9.93	69	11,676	676	483	58.33	41.67
9	4	15	6	18	1,159	9.93	70	11,676	668	491	57.64	42.36
9	18	15	6	18	1,159	9.93	71	11,676	702	457	60.57	39.43
10	23	15	6	17	1,159	9.93	72	11,676	680	479	58.67	41.33
1	28	15	4	17	1,158	9.92	73	11,676	659	499	56.91	43.09
3	5	15	5	17	1,158	9.92	74	11,676	651	507	56.22	43.78
6	9	15	3	17	1,158	9.92	75	11,676	694	464	59.93	40.07
12	1	15	3	17	1,157	9.91	76	11,676	658	499	56.87	43.13
4	14	15	3	17	1,156	9.90	77	11,676	640	516	55.36	44.64
10	1	15	5	17	1,156	9.90	78	11,676	652	504	56.40	43.60
11	24	15	3	17	1,156	9.90	79	11,676	653	503	56.49	43.51
4	17	15	6	16	1,155	9.89	80	11,676	651	504	56.36	43.64
5	29	15	6	16	1,155	9.89	81	11,676	675	480	58.44	41.56
12	11	15	6	17	1,153	9.87	82	11,676	669	484	58.02	41.98
6	12	15	6	17	1,152	9.87	83	11,676	667	485	57.90	42.10
7	24	15	6	17	1,150	9.85	84	11,676	654	496	56.87	43.13
8	18	15	3	18	1,150	9.85	85	11,676	644	506	56.00	44.00
5	1	15	6	18	1,149	9.84	86	11,676	706	443	61.44	38.56
5	11	15	2	17	1,149	9.84	87	11,676	633	516	55.09	44.91
9	11	15	6	16	1,149	9.84	88	11,676	663	486	57.70	42.30
9	15	15	3	17	1,149	9.84	89	11,676	645	504	56.14	43.86
5	26	15	3	17	1,148	9.83	90	11,676	660	488	57.49	42.51
5	1	15	6	16	1,147	9.82	91	11,676	625	522	54.49	45.51
5	7	15	5	17	1,146	9.82	92	11,676	654	492	57.07	42.93
7	31	15	6	18	1,146	9.82	93	11,676	679	467	59.25	40.75
6	11	15	5	17	1,145	9.81	94	11,676	645	500	56.33	43.67
9	9	15	4	18	1,145	9.81	95	11,676	638	507	55.72	44.28
10	2	15	6	18	1,145	9.81	96	11,676	624	521	54.50	45.50
4	15	15	4	17	1,144	9.80	97	11,676	626	518	54.72	45.28
11	13	15	6	17	1,144	9.80	98	11,676	683	461	59.70	40.30
3	27	15	6	16	1,142	9.78	99	11,676	650	492	56.92	43.08
9	18	15	6	16	1,142	9.78	100	11,676	694	448	60.77	39.23
4	21	15	3	17	1,141	9.77	101	11,676	630	511	55.21	44.79
5	15	15	6	18	1,141	9.77	102	11,676	642	499	56.27	43.73
8	25	15	3	18	1,141	9.77	103	11,676	690	451	60.47	39.53

MO	DY	YR	DAY OF WK	HR	HR VOL	PERCENT OF AADT	HOUR NUMBER	AADT	NORTH VOLUME	SOUTH VOLUME	PERCENT NORTH IS OF TOTAL VOLUME	PERCENT SOUTH IS OF TOTAL VOLUME
7	18	15	7	18	1,140	9.76	104	11,676	637	503	55.88	44.12
6	3	15	4	17	1,138	9.75	105	11,676	622	516	54.66	45.34
9	24	15	5	17	1,138	9.75	106	11,676	659	479	57.91	42.09
9	29	15	3	17	1,138	9.75	107	11,676	655	483	57.56	42.44
12	17	15	5	17	1,138	9.75	108	11,676	659	479	57.91	42.09
4	17	15	6	18	1,137	9.74	109	11,676	636	501	55.94	44.06
7	3	15	6	15	1,135	9.72	110	11,676	711	424	62.64	37.36
7	10	15	6	18	1,135	9.72	111	11,676	677	458	59.65	40.35
6	4	15	5	17	1,134	9.71	112	11,676	657	477	57.94	42.06
10	27	15	3	17	1,134	9.71	113	11,676	649	485	57.23	42.77
5	7	15	5	18	1,133	9.70	114	11,676	636	497	56.13	43.87
3	27	15	6	17	1,132	9.70	115	11,676	664	468	58.66	41.34
4	10	15	6	16	1,132	9.70	116	11,676	636	496	56.18	43.82
5	12	15	3	17	1,131	9.69	117	11,676	651	480	57.56	42.44
8	19	15	4	18	1,131	9.69	118	11,676	647	484	57.21	42.79
9	28	15	2	17	1,130	9.68	119	11,676	620	510	54.87	45.13
3	13	15	6	16	1,129	9.67	120	11,676	655	474	58.02	41.98
10	9	15	6	17	1,128	9.66	121	11,676	640	488	56.74	43.26
3	17	15	3	17	1,127	9.65	122	11,676	628	499	55.72	44.28
7	16	15	5	18	1,127	9.65	123	11,676	632	495	56.08	43.92
4	7	15	3	18	1,126	9.64	124	11,676	684	442	60.75	39.25
5	22	15	6	16	1,126	9.64	125	11,676	700	426	62.17	37.83
1	16	15	6	17	1,125	9.64	126	11,676	660	465	58.67	41.33
2	20	15	6	17	1,125	9.64	127	11,676	676	449	60.09	39.91
8	21	15	6	17	1,125	9.64	128	11,676	669	456	59.47	40.53
10	9	15	6	16	1,125	9.64	129	11,676	643	482	57.16	42.84
5	28	15	5	17	1,124	9.63	130	11,676	645	479	57.38	42.62
5	15	15	6	16	1,123	9.62	131	11,676	681	442	60.64	39.36
10	2	15	6	16	1,123	9.62	132	11,676	658	465	58.59	41.41
6	12	15	6	16	1,122	9.61	133	11,676	692	430	61.68	38.32
7	9	15	5	17	1,122	9.61	134	11,676	614	508	54.72	45.28
12	16	15	4	17	1,122	9.61	135	11,676	698	424	62.21	37.79
2	17	15	3	17	1,121	9.60	136	11,676	625	496	55.75	44.25
3	24	15	3	17	1,121	9.60	137	11,676	636	485	56.74	43.26
8	19	15	4	17	1,121	9.60	138	11,676	628	493	56.02	43.98
11	5	15	5	17	1,121	9.60	139	11,676	680	441	60.66	39.34
8	26	15	4	17	1,120	9.59	140	11,676	628	492	56.07	43.93
2	27	15	6	17	1,119	9.58	141	11,676	650	469	58.09	41.91
3	13	15	6	18	1,119	9.58	142	11,676	644	475	57.55	42.45
4	20	15	2	17	1,119	9.58	143	11,676	608	511	54.33	45.67
10	30	15	6	17	1,119	9.58	144	11,676	640	479	57.19	42.81
7	3	15	6	14	1,118	9.58	145	11,676	720	398	64.40	35.60
9	22	15	3	18	1,118	9.58	146	11,676	644	474	57.60	42.40
9	17	15	5	17	1,117	9.57	147	11,676	629	488	56.31	43.69
11	20	15	6	16	1,117	9.57	148	11,676	645	472	57.74	42.26

MO	DY	YR	DAY OF WK	HR	HR VOL	PERCENT OF AADT	HOUR NUMBER	AADT	NORTH VOLUME	SOUTH VOLUME	PERCENT NORTH IS OF TOTAL VOLUME	PERCENT SOUTH IS OF TOTAL VOLUME
12	9	15	4	17	1,117	9.57	149	11,676	634	483	56.76	43.24
5	14	15	5	17	1,115	9.55	150	11,676	638	477	57.22	42.78
8	26	15	4	18	1,115	9.55	151	11,676	645	470	57.85	42.15
3	26	15	5	17	1,114	9.54	152	11,676	628	486	56.37	43.63
4	8	15	4	17	1,114	9.54	153	11,676	584	530	52.42	47.58
4	30	15	5	18	1,114	9.54	154	11,676	650	464	58.35	41.65
9	1	15	3	17	1,113	9.53	155	11,676	635	478	57.05	42.95
6	13	15	7	14	1,112	9.52	156	11,676	641	471	57.64	42.36
11	20	15	6	17	1,112	9.52	157	11,676	662	450	59.53	40.47
3	18	15	4	17	1,111	9.52	158	11,676	628	483	56.53	43.47
9	8	15	3	18	1,111	9.52	159	11,676	621	490	55.90	44.10
10	9	15	6	18	1,111	9.52	160	11,676	659	452	59.32	40.68
12	10	15	5	17	1,111	9.52	161	11,676	641	470	57.70	42.30
4	30	15	5	17	1,110	9.51	162	11,676	604	506	54.41	45.59
8	27	15	5	18	1,109	9.50	163	11,676	639	470	57.62	42.38
9	23	15	4	18	1,109	9.50	164	11,676	634	475	57.17	42.83
10	28	15	4	16	1,109	9.50	165	11,676	706	403	63.66	36.34
12	10	15	5	16	1,109	9.50	166	11,676	643	466	57.98	42.02
6	10	15	4	18	1,108	9.49	167	11,676	607	501	54.78	45.22
2	10	15	3	17	1,107	9.48	168	11,676	611	496	55.19	44.81
4	13	15	2	17	1,107	9.48	169	11,676	636	471	57.45	42.55
8	14	15	6	17	1,107	9.48	170	11,676	662	445	59.80	40.20
9	16	15	4	18	1,107	9.48	171	11,676	616	491	55.65	44.35
11	6	15	6	16	1,107	9.48	172	11,676	676	431	61.07	38.93
4	16	15	5	17	1,105	9.46	173	11,676	588	517	53.21	46.79
10	7	15	4	17	1,105	9.46	174	11,676	663	442	60.00	40.00
10	28	15	4	18	1,105	9.46	175	11,676	555	550	50.23	49.77
6	4	15	5	18	1,104	9.46	176	11,676	589	515	53.35	46.65
3	24	15	3	18	1,103	9.45	177	11,676	627	476	56.84	43.16
5	18	15	2	17	1,103	9.45	178	11,676	602	501	54.58	45.42
6	1	15	2	17	1,103	9.45	179	11,676	614	489	55.67	44.33
6	13	15	7	16	1,103	9.45	180	11,676	561	542	50.86	49.14
12	18	15	6	17	1,103	9.45	181	11,676	633	470	57.39	42.61
1	29	15	5	17	1,102	9.44	182	11,676	626	476	56.81	43.19
2	6	15	6	17	1,102	9.44	183	11,676	631	471	57.26	42.74
3	16	15	2	17	1,102	9.44	184	11,676	619	483	56.17	43.83
3	12	15	5	17	1,101	9.43	185	11,676	623	478	56.58	43.42
3	20	15	6	17	1,101	9.43	186	11,676	614	487	55.77	44.23
5	28	15	5	16	1,101	9.43	187	11,676	614	487	55.77	44.23
7	31	15	6	16	1,101	9.43	188	11,676	634	467	57.58	42.42
10	14	15	4	18	1,101	9.43	189	11,676	626	475	56.86	43.14
7	10	15	6	16	1,100	9.42	190	11,676	584	516	53.09	46.91
9	3	15	5	17	1,100	9.42	191	11,676	619	481	56.27	43.73
9	23	15	4	16	1,100	9.42	192	11,676	604	496	54.91	45.09
2	20	15	6	16	1,099	9.41	193	11,676	636	463	57.87	42.13

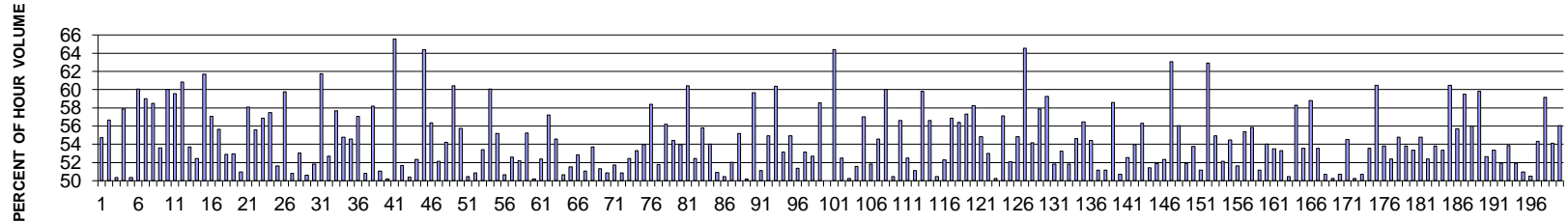
MO	DY	YR	DAY OF WK	HR	HR VOL	PERCENT OF AADT	HOUR NUMBER	AADT	NORTH VOLUME	SOUTH VOLUME	PERCENT NORTH IS OF TOTAL VOLUME	PERCENT SOUTH IS OF TOTAL VOLUME
7	30	15	5	18	1,099	9.41	194	11,676	631	468	57.42	42.58
10	23	15	6	18	1,099	9.41	195	11,676	667	432	60.69	39.31
1	16	15	6	16	1,098	9.40	196	11,676	610	488	55.56	44.44
2	11	15	4	17	1,098	9.40	197	11,676	632	466	57.56	42.44
4	7	15	3	16	1,098	9.40	198	11,676	705	393	64.21	35.79
10	1	15	5	18	1,098	9.40	199	11,676	584	514	53.19	46.81
12	11	15	6	16	1,098	9.40	200	11,676	644	454	58.65	41.35

**SR 097 MP 335.30 OROVILLE ADC SITE P22
K FOR PEAK 200 HOURS OF 2015**



AADT= 1835 K 30 FACTOR= 13.24 K 100 FACTOR= 12.1 K 200 FACTOR= 11.28 D 30 FACTOR= 51.85

**SR 097 MP 335.30 OROVILLE ADC SITE P22
D % IN THE PEAK 200 HOURS OF 2015**



MO	DY	YR	DAY OF WK	HR	HR VOL	PERCENT OF AADT	HOUR NUMBER	AADT	NORTH VOLUME	SOUTH VOLUME	PERCENT NORTH IS OF TOTAL VOLUME	PERCENT SOUTH IS OF TOTAL VOLUME
8	14	15	6	14	296	16.13	1	1,835	162	134	54.73	45.27
8	14	15	6	13	293	15.97	2	1,835	127	166	43.34	56.66
8	3	15	2	13	286	15.59	3	1,835	144	142	50.35	49.65
8	14	15	6	12	285	15.53	4	1,835	120	165	42.11	57.89
8	14	15	6	16	282	15.37	5	1,835	142	140	50.35	49.65
7	2	15	5	12	278	15.15	6	1,835	111	167	39.93	60.07
8	3	15	2	14	278	15.15	7	1,835	164	114	58.99	41.01
5	18	15	2	14	277	15.10	8	1,835	162	115	58.48	41.52
7	24	15	6	14	276	15.04	9	1,835	128	148	46.38	53.62
8	15	15	7	12	275	14.99	10	1,835	110	165	40.00	60.00
7	5	15	1	14	272	14.82	11	1,835	162	110	59.56	40.44
8	13	15	5	13	268	14.60	12	1,835	105	163	39.18	60.82
8	14	15	6	15	268	14.60	13	1,835	144	124	53.73	46.27

MO	DY	YR	DAY OF WK	HR	HR VOL	PERCENT OF AADT	HOUR NUMBER	AADT	NORTH VOLUME	SOUTH VOLUME	PERCENT NORTH IS OF TOTAL VOLUME	PERCENT SOUTH IS OF TOTAL VOLUME
8	15	15	7	14	267	14.55	14	1,835	127	140	47.57	52.43
7	17	15	6	12	261	14.22	15	1,835	100	161	38.31	61.69
8	14	15	6	17	261	14.22	16	1,835	112	149	42.91	57.09
7	31	15	6	14	257	14.01	17	1,835	114	143	44.36	55.64
8	5	15	4	13	257	14.01	18	1,835	136	121	52.92	47.08
7	3	15	6	11	255	13.90	19	1,835	120	135	47.06	52.94
8	15	15	7	13	255	13.90	20	1,835	125	130	49.02	50.98
6	26	15	6	12	253	13.79	21	1,835	106	147	41.90	58.10
8	15	15	7	16	250	13.62	22	1,835	139	111	55.60	44.40
8	14	15	6	11	248	13.51	23	1,835	107	141	43.15	56.85
7	25	15	7	11	247	13.46	24	1,835	105	142	42.51	57.49
6	30	15	3	12	246	13.41	25	1,835	127	119	51.63	48.37
7	24	15	6	11	246	13.41	26	1,835	99	147	40.24	59.76
8	14	15	6	18	246	13.41	27	1,835	121	125	49.19	50.81
7	3	15	6	13	245	13.35	28	1,835	130	115	53.06	46.94
8	4	15	3	13	245	13.35	29	1,835	121	124	49.39	50.61
6	26	15	6	11	243	13.24	30	1,835	117	126	48.15	51.85
7	23	15	5	12	243	13.24	31	1,835	93	150	38.27	61.73
6	29	15	2	12	241	13.13	32	1,835	114	127	47.30	52.70
7	31	15	6	12	241	13.13	33	1,835	102	139	42.32	57.68
8	7	15	6	16	241	13.13	34	1,835	132	109	54.77	45.23
6	29	15	2	13	240	13.08	35	1,835	109	131	45.42	54.58
7	24	15	6	12	240	13.08	36	1,835	103	137	42.92	57.08
8	3	15	2	12	240	13.08	37	1,835	122	118	50.83	49.17
6	19	15	6	17	239	13.02	38	1,835	100	139	41.84	58.16
6	26	15	6	16	239	13.02	39	1,835	122	117	51.05	48.95
8	10	15	2	17	239	13.02	40	1,835	120	119	50.21	49.79
5	18	15	2	15	238	12.97	41	1,835	156	82	65.55	34.45
6	12	15	6	14	238	12.97	42	1,835	115	123	48.32	51.68
6	19	15	6	14	238	12.97	43	1,835	120	118	50.42	49.58
8	15	15	7	15	237	12.92	44	1,835	113	124	47.68	52.32
5	18	15	2	12	236	12.86	45	1,835	152	84	64.41	35.59
7	18	15	7	11	236	12.86	46	1,835	103	133	43.64	56.36
7	31	15	6	16	236	12.86	47	1,835	113	123	47.88	52.12
8	9	15	1	13	236	12.86	48	1,835	108	128	45.76	54.24
5	16	15	7	12	235	12.81	49	1,835	93	142	39.57	60.43
7	31	15	6	11	235	12.81	50	1,835	104	131	44.26	55.74
6	21	15	1	13	234	12.75	51	1,835	116	118	49.57	50.43
7	2	15	5	14	234	12.75	52	1,835	119	115	50.85	49.15
7	17	15	6	14	234	12.75	53	1,835	109	125	46.58	53.42
5	18	15	2	13	233	12.70	54	1,835	140	93	60.09	39.91
7	31	15	6	15	232	12.64	55	1,835	104	128	44.83	55.17
8	7	15	6	14	231	12.59	56	1,835	117	114	50.65	49.35
7	3	15	6	16	230	12.53	57	1,835	121	109	52.61	47.39
7	25	15	7	14	230	12.53	58	1,835	110	120	47.83	52.17

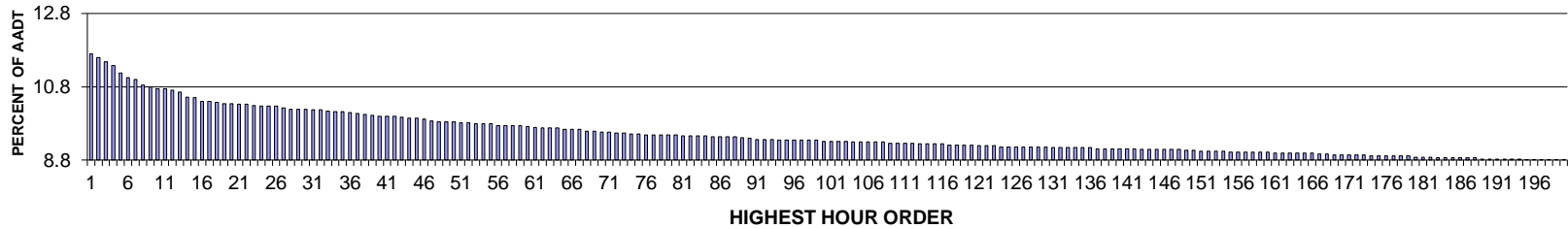
MO	DY	YR	DAY OF WK	HR	HR VOL	PERCENT OF AADT	HOUR NUMBER	AADT	NORTH VOLUME	SOUTH VOLUME	PERCENT NORTH IS OF TOTAL VOLUME	PERCENT SOUTH IS OF TOTAL VOLUME
7	29	15	4	13	230	12.53	59	1,835	103	127	44.78	55.22
7	3	15	6	14	229	12.48	60	1,835	114	115	49.78	50.22
7	16	15	5	14	229	12.48	61	1,835	120	109	52.40	47.60
7	30	15	5	12	229	12.48	62	1,835	98	131	42.79	57.21
8	3	15	2	11	229	12.48	63	1,835	125	104	54.59	45.41
8	4	15	3	14	229	12.48	64	1,835	116	113	50.66	49.34
8	5	15	4	15	229	12.48	65	1,835	118	111	51.53	48.47
8	8	15	7	13	229	12.48	66	1,835	108	121	47.16	52.84
8	10	15	2	14	229	12.48	67	1,835	117	112	51.09	48.91
8	18	15	3	13	229	12.48	68	1,835	106	123	46.29	53.71
6	19	15	6	15	228	12.43	69	1,835	117	111	51.32	48.68
7	1	15	4	14	228	12.43	70	1,835	112	116	49.12	50.88
7	10	15	6	13	228	12.43	71	1,835	110	118	48.25	51.75
8	7	15	6	13	228	12.43	72	1,835	116	112	50.88	49.12
8	12	15	4	14	227	12.37	73	1,835	119	108	52.42	47.58
8	13	15	5	15	227	12.37	74	1,835	121	106	53.30	46.70
5	15	15	6	16	226	12.32	75	1,835	104	122	46.02	53.98
8	4	15	3	12	226	12.32	76	1,835	94	132	41.59	58.41
8	16	15	1	13	226	12.32	77	1,835	117	109	51.77	48.23
8	16	15	1	14	226	12.32	78	1,835	127	99	56.19	43.81
8	17	15	2	11	226	12.32	79	1,835	103	123	45.58	54.42
9	4	15	6	15	226	12.32	80	1,835	104	122	46.02	53.98
5	8	15	6	12	225	12.26	81	1,835	89	136	39.56	60.44
8	13	15	5	17	225	12.26	82	1,835	118	107	52.44	47.56
7	5	15	1	13	224	12.21	83	1,835	125	99	55.80	44.20
7	17	15	6	11	224	12.21	84	1,835	103	121	45.98	54.02
7	17	15	6	16	224	12.21	85	1,835	114	110	50.89	49.11
8	13	15	5	14	224	12.21	86	1,835	113	111	50.45	49.55
7	2	15	5	15	223	12.15	87	1,835	116	107	52.02	47.98
7	27	15	2	12	223	12.15	88	1,835	100	123	44.84	55.16
7	29	15	4	14	223	12.15	89	1,835	112	111	50.22	49.78
8	1	15	7	13	223	12.15	90	1,835	90	133	40.36	59.64
8	7	15	6	17	223	12.15	91	1,835	109	114	48.88	51.12
3	21	15	7	12	222	12.10	92	1,835	100	122	45.05	54.95
5	15	15	6	12	222	12.10	93	1,835	88	134	39.64	60.36
5	15	15	6	15	222	12.10	94	1,835	104	118	46.85	53.15
7	1	15	4	12	222	12.10	95	1,835	100	122	45.05	54.95
7	16	15	5	17	222	12.10	96	1,835	114	108	51.35	48.65
7	23	15	5	15	222	12.10	97	1,835	104	118	46.85	53.15
7	24	15	6	15	222	12.10	98	1,835	105	117	47.30	52.70
8	1	15	7	12	222	12.10	99	1,835	92	130	41.44	58.56
8	5	15	4	12	222	12.10	100	1,835	111	111	50.00	50.00
8	16	15	1	16	222	12.10	101	1,835	143	79	64.41	35.59
7	15	15	4	12	221	12.04	102	1,835	105	116	47.51	52.49
7	23	15	5	14	221	12.04	103	1,835	111	110	50.23	49.77

MO	DY	YR	DAY OF WK	HR	HR VOL	PERCENT OF AADT	HOUR NUMBER	AADT	NORTH VOLUME	SOUTH VOLUME	PERCENT NORTH IS OF TOTAL VOLUME	PERCENT SOUTH IS OF TOTAL VOLUME
8	6	15	5	12	221	12.04	104	1,835	107	114	48.42	51.58
9	4	15	6	14	221	12.04	105	1,835	95	126	42.99	57.01
6	27	15	7	12	220	11.99	106	1,835	106	114	48.18	51.82
7	24	15	6	16	220	11.99	107	1,835	120	100	54.55	45.45
7	25	15	7	12	220	11.99	108	1,835	88	132	40.00	60.00
8	17	15	2	12	220	11.99	109	1,835	111	109	50.45	49.55
5	21	15	5	13	219	11.93	110	1,835	95	124	43.38	56.62
6	26	15	6	15	219	11.93	111	1,835	104	115	47.49	52.51
6	30	15	3	13	219	11.93	112	1,835	107	112	48.86	51.14
7	2	15	5	11	219	11.93	113	1,835	88	131	40.18	59.82
7	20	15	2	12	219	11.93	114	1,835	95	124	43.38	56.62
7	2	15	5	16	218	11.88	115	1,835	108	110	49.54	50.46
7	24	15	6	13	218	11.88	116	1,835	104	114	47.71	52.29
8	1	15	7	11	218	11.88	117	1,835	94	124	43.12	56.88
8	12	15	4	12	218	11.88	118	1,835	95	123	43.58	56.42
8	18	15	3	12	218	11.88	119	1,835	93	125	42.66	57.34
10	9	15	6	12	218	11.88	120	1,835	91	127	41.74	58.26
3	20	15	6	16	217	11.83	121	1,835	119	98	54.84	45.16
5	8	15	6	15	217	11.83	122	1,835	115	102	53.00	47.00
6	25	15	5	13	217	11.83	123	1,835	108	109	49.77	50.23
6	29	15	2	15	217	11.83	124	1,835	93	124	42.86	57.14
7	1	15	4	13	217	11.83	125	1,835	104	113	47.93	52.07
8	5	15	4	14	217	11.83	126	1,835	98	119	45.16	54.84
8	11	15	3	11	217	11.83	127	1,835	77	140	35.48	64.52
7	1	15	4	16	216	11.77	128	1,835	117	99	54.17	45.83
7	5	15	1	12	216	11.77	129	1,835	125	91	57.87	42.13
7	5	15	1	15	216	11.77	130	1,835	128	88	59.26	40.74
7	10	15	6	15	216	11.77	131	1,835	112	104	51.85	48.15
7	10	15	6	16	216	11.77	132	1,835	101	115	46.76	53.24
8	4	15	3	15	216	11.77	133	1,835	104	112	48.15	51.85
8	8	15	7	11	216	11.77	134	1,835	98	118	45.37	54.63
9	11	15	6	13	216	11.77	135	1,835	94	122	43.52	56.48
5	15	15	6	13	215	11.72	136	1,835	98	117	45.58	54.42
5	17	15	1	13	215	11.72	137	1,835	110	105	51.16	48.84
6	19	15	6	16	215	11.72	138	1,835	105	110	48.84	51.16
7	6	15	2	11	215	11.72	139	1,835	89	126	41.40	58.60
7	6	15	2	13	215	11.72	140	1,835	109	106	50.70	49.30
8	10	15	2	16	215	11.72	141	1,835	113	102	52.56	47.44
8	13	15	5	12	215	11.72	142	1,835	99	116	46.05	53.95
8	21	15	6	12	215	11.72	143	1,835	94	121	43.72	56.28
4	17	15	6	16	214	11.66	144	1,835	104	110	48.60	51.40
4	24	15	6	15	214	11.66	145	1,835	111	103	51.87	48.13
5	1	15	6	12	214	11.66	146	1,835	102	112	47.66	52.34
5	15	15	6	17	214	11.66	147	1,835	79	135	36.92	63.08
7	1	15	4	15	214	11.66	148	1,835	120	94	56.07	43.93

MO	DY	YR	DAY OF WK	HR	HR VOL	PERCENT OF AADT	HOUR NUMBER	AADT	NORTH VOLUME	SOUTH VOLUME	PERCENT NORTH IS OF TOTAL VOLUME	PERCENT SOUTH IS OF TOTAL VOLUME
7	18	15	7	13	214	11.66	149	1,835	103	111	48.13	51.87
8	3	15	2	15	214	11.66	150	1,835	115	99	53.74	46.26
4	30	15	5	13	213	11.61	151	1,835	104	109	48.83	51.17
5	18	15	2	16	213	11.61	152	1,835	134	79	62.91	37.09
6	18	15	5	12	213	11.61	153	1,835	96	117	45.07	54.93
6	30	15	3	14	213	11.61	154	1,835	111	102	52.11	47.89
7	10	15	6	12	213	11.61	155	1,835	97	116	45.54	54.46
7	27	15	2	13	213	11.61	156	1,835	103	110	48.36	51.64
8	9	15	1	14	213	11.61	157	1,835	118	95	55.40	44.60
8	10	15	2	13	213	11.61	158	1,835	94	119	44.13	55.87
8	11	15	3	12	213	11.61	159	1,835	109	104	51.17	48.83
8	12	15	4	17	213	11.61	160	1,835	115	98	53.99	46.01
8	15	15	7	11	213	11.61	161	1,835	99	114	46.48	53.52
6	15	15	2	14	212	11.55	162	1,835	113	99	53.30	46.70
7	20	15	2	13	212	11.55	163	1,835	105	107	49.53	50.47
5	30	15	7	12	211	11.50	164	1,835	88	123	41.71	58.29
6	26	15	6	13	211	11.50	165	1,835	98	113	46.45	53.55
7	14	15	3	11	211	11.50	166	1,835	87	124	41.23	58.77
7	17	15	6	13	211	11.50	167	1,835	98	113	46.45	53.55
7	23	15	5	17	211	11.50	168	1,835	107	104	50.71	49.29
7	31	15	6	17	211	11.50	169	1,835	105	106	49.76	50.24
8	7	15	6	12	211	11.50	170	1,835	104	107	49.29	50.71
8	13	15	5	11	211	11.50	171	1,835	115	96	54.50	45.50
8	13	15	5	16	211	11.50	172	1,835	106	105	50.24	49.76
8	17	15	2	13	211	11.50	173	1,835	107	104	50.71	49.29
8	21	15	6	11	211	11.50	174	1,835	98	113	46.45	53.55
6	12	15	6	11	210	11.44	175	1,835	83	127	39.52	60.48
6	26	15	6	14	210	11.44	176	1,835	97	113	46.19	53.81
7	2	15	5	17	210	11.44	177	1,835	110	100	52.38	47.62
7	3	15	6	12	210	11.44	178	1,835	95	115	45.24	54.76
7	7	15	3	12	210	11.44	179	1,835	97	113	46.19	53.81
7	8	15	4	12	210	11.44	180	1,835	98	112	46.67	53.33
7	15	15	4	15	210	11.44	181	1,835	115	95	54.76	45.24
7	20	15	2	14	210	11.44	182	1,835	110	100	52.38	47.62
7	25	15	7	13	210	11.44	183	1,835	97	113	46.19	53.81
7	27	15	2	16	210	11.44	184	1,835	112	98	53.33	46.67
8	11	15	3	15	210	11.44	185	1,835	127	83	60.48	39.52
8	12	15	4	13	210	11.44	186	1,835	117	93	55.71	44.29
8	16	15	1	15	210	11.44	187	1,835	125	85	59.52	40.48
6	17	15	4	12	209	11.39	188	1,835	92	117	44.02	55.98
7	19	15	1	14	209	11.39	189	1,835	125	84	59.81	40.19
8	15	15	7	17	209	11.39	190	1,835	99	110	47.37	52.63
5	29	15	6	16	208	11.34	191	1,835	111	97	53.37	46.63
6	22	15	2	13	208	11.34	192	1,835	100	108	48.08	51.92
6	25	15	5	17	208	11.34	193	1,835	112	96	53.85	46.15

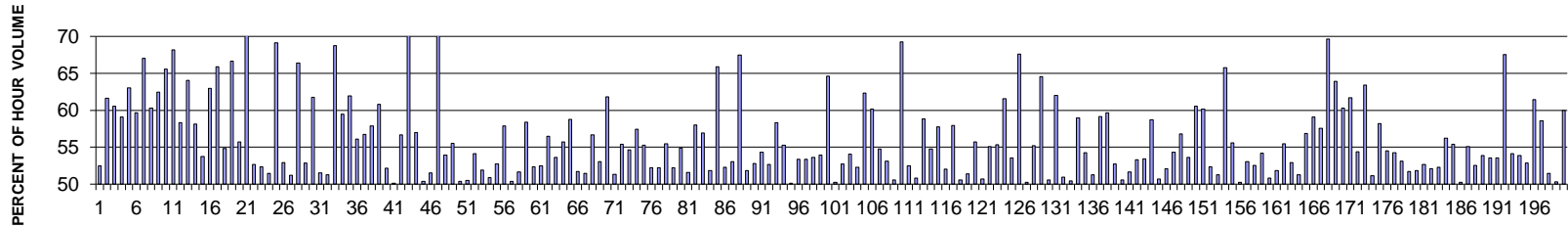
MO	DY	YR	DAY OF WK	HR	HR VOL	PERCENT OF AADT	HOUR NUMBER	AADT	NORTH VOLUME	SOUTH VOLUME	PERCENT NORTH IS OF TOTAL VOLUME	PERCENT SOUTH IS OF TOTAL VOLUME
7	3	15	6	15	208	11.34	194	1,835	108	100	51.92	48.08
7	9	15	5	12	208	11.34	195	1,835	102	106	49.04	50.96
8	4	15	3	17	208	11.34	196	1,835	105	103	50.48	49.52
8	5	15	4	16	208	11.34	197	1,835	113	95	54.33	45.67
8	19	15	4	15	208	11.34	198	1,835	123	85	59.13	40.87
6	11	15	5	16	207	11.28	199	1,835	112	95	54.11	45.89
6	12	15	6	12	207	11.28	200	1,835	91	116	43.96	56.04

**SR 097 MP 286.16 OKANOGAN ADC SITE P23
K FOR PEAK 200 HOURS OF 2015**



AADT= 3973 K 30 FACTOR= 10.19 K 100 FACTOR= 9.31 K 200 FACTOR= 8.81 D 30 FACTOR= 61.73

**SR 097 MP 286.16 OKANOGAN ADC SITE P23
D % IN THE PEAK 200 HOURS OF 2015**



MO	DY	YR	DAY OF WK	HR	HR VOL	PERCENT OF AADT	HOUR NUMBER	AADT	NORTH VOLUME	SOUTH VOLUME	PERCENT NORTH IS OF TOTAL VOLUME	PERCENT SOUTH IS OF TOTAL VOLUME
9	11	15	6	18	465	11.70	1	3,973	244	221	52.47	47.53
10	16	15	6	14	461	11.60	2	3,973	284	177	61.61	38.39
10	16	15	6	18	456	11.48	3	3,973	276	180	60.53	39.47
8	16	15	1	13	452	11.38	4	3,973	185	267	40.93	59.07
8	16	15	1	14	444	11.18	5	3,973	164	280	36.94	63.06
10	16	15	6	17	439	11.05	6	3,973	262	177	59.68	40.32
8	14	15	6	17	437	11.00	7	3,973	293	144	67.05	32.95
10	16	15	6	16	431	10.85	8	3,973	260	171	60.32	39.68
10	11	15	1	15	429	10.80	9	3,973	161	268	37.53	62.47
8	16	15	1	18	427	10.75	10	3,973	147	280	34.43	65.57
10	16	15	6	15	427	10.75	11	3,973	291	136	68.15	31.85
8	14	15	6	16	425	10.70	12	3,973	248	177	58.35	41.65
5	22	15	6	16	423	10.65	13	3,973	271	152	64.07	35.93

MO	DY	YR	DAY OF WK	HR	HR VOL	PERCENT OF AADT	HOUR NUMBER	AADT	NORTH VOLUME	SOUTH VOLUME	PERCENT NORTH IS OF TOTAL VOLUME	PERCENT SOUTH IS OF TOTAL VOLUME
5	22	15	6	17	418	10.52	14	3,973	243	175	58.13	41.87
9	11	15	6	17	417	10.50	15	3,973	193	224	46.28	53.72
10	9	15	6	17	413	10.40	16	3,973	260	153	62.95	37.05
10	11	15	1	14	413	10.40	17	3,973	141	272	34.14	65.86
8	16	15	1	15	412	10.37	18	3,973	186	226	45.15	54.85
5	22	15	6	18	411	10.34	19	3,973	274	137	66.67	33.33
8	14	15	6	14	411	10.34	20	3,973	229	182	55.72	44.28
8	16	15	1	12	410	10.32	21	3,973	118	292	28.78	71.22
10	8	15	5	17	410	10.32	22	3,973	216	194	52.68	47.32
9	4	15	6	16	409	10.29	23	3,973	214	195	52.32	47.68
9	8	15	3	18	408	10.27	24	3,973	210	198	51.47	48.53
10	11	15	1	16	408	10.27	25	3,973	126	282	30.88	69.12
10	23	15	6	17	408	10.27	26	3,973	192	216	47.06	52.94
9	18	15	6	18	406	10.22	27	3,973	208	198	51.23	48.77
8	15	15	7	17	405	10.19	28	3,973	269	136	66.42	33.58
10	7	15	4	17	405	10.19	29	3,973	214	191	52.84	47.16
10	9	15	6	18	405	10.19	30	3,973	250	155	61.73	38.27
9	4	15	6	18	404	10.17	31	3,973	196	208	48.51	51.49
11	25	15	4	14	404	10.17	32	3,973	207	197	51.24	48.76
8	15	15	7	18	403	10.14	33	3,973	277	126	68.73	31.27
10	16	15	6	12	402	10.12	34	3,973	239	163	59.45	40.55
10	16	15	6	13	402	10.12	35	3,973	249	153	61.94	38.06
10	3	15	7	12	401	10.09	36	3,973	225	176	56.11	43.89
9	25	15	6	17	400	10.07	37	3,973	227	173	56.75	43.25
8	16	15	1	17	399	10.04	38	3,973	168	231	42.11	57.89
10	11	15	1	17	398	10.02	39	3,973	156	242	39.20	60.80
4	17	15	6	16	397	9.99	40	3,973	190	207	47.86	52.14
9	4	15	6	17	397	9.99	41	3,973	198	199	49.87	50.13
10	18	15	1	14	397	9.99	42	3,973	172	225	43.32	56.68
8	15	15	7	19	396	9.97	43	3,973	297	99	75.00	25.00
5	15	15	6	17	395	9.94	44	3,973	225	170	56.96	43.04
9	17	15	5	17	395	9.94	45	3,973	199	196	50.38	49.62
5	8	15	6	16	394	9.92	46	3,973	203	191	51.52	48.48
5	25	15	2	12	392	9.87	47	3,973	113	279	28.83	71.17
5	21	15	5	18	391	9.84	48	3,973	211	180	53.96	46.04
8	21	15	6	11	391	9.84	49	3,973	174	217	44.50	55.50
10	23	15	6	16	391	9.84	50	3,973	194	197	49.62	50.38
5	1	15	6	16	390	9.82	51	3,973	197	193	50.51	49.49
9	4	15	6	14	390	9.82	52	3,973	211	179	54.10	45.90
5	15	15	6	16	389	9.79	53	3,973	187	202	48.07	51.93
9	3	15	5	18	389	9.79	54	3,973	198	191	50.90	49.10
10	2	15	6	15	389	9.79	55	3,973	184	205	47.30	52.70
8	14	15	6	15	387	9.74	56	3,973	224	163	57.88	42.12
8	23	15	1	14	387	9.74	57	3,973	195	192	50.39	49.61
9	18	15	6	17	387	9.74	58	3,973	200	187	51.68	48.32

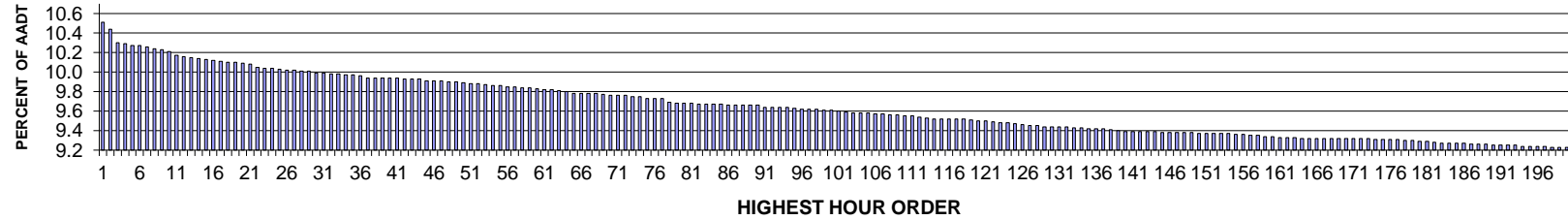
MO	DY	YR	DAY OF WK	HR	HR VOL	PERCENT OF AADT	HOUR NUMBER	AADT	NORTH VOLUME	SOUTH VOLUME	PERCENT NORTH IS OF TOTAL VOLUME	PERCENT SOUTH IS OF TOTAL VOLUME
10	16	15	6	11	387	9.74	59	3,973	226	161	58.40	41.60
10	24	15	7	12	386	9.72	60	3,973	202	184	52.33	47.67
8	28	15	6	18	385	9.69	61	3,973	183	202	47.53	52.47
4	24	15	6	17	384	9.67	62	3,973	217	167	56.51	43.49
9	20	15	1	14	384	9.67	63	3,973	178	206	46.35	53.65
9	20	15	1	15	384	9.67	64	3,973	170	214	44.27	55.73
8	16	15	1	16	383	9.64	65	3,973	158	225	41.25	58.75
8	24	15	2	15	383	9.64	66	3,973	198	185	51.70	48.30
9	10	15	5	17	383	9.64	67	3,973	186	197	48.56	51.44
5	21	15	5	16	381	9.59	68	3,973	216	165	56.69	43.31
9	20	15	1	16	381	9.59	69	3,973	179	202	46.98	53.02
5	22	15	6	12	380	9.56	70	3,973	235	145	61.84	38.16
9	22	15	3	17	380	9.56	71	3,973	195	185	51.32	48.68
10	9	15	6	12	379	9.54	72	3,973	210	169	55.41	44.59
10	15	15	5	17	379	9.54	73	3,973	207	172	54.62	45.38
9	18	15	6	16	378	9.51	74	3,973	161	217	42.59	57.41
10	23	15	6	14	378	9.51	75	3,973	169	209	44.71	55.29
9	1	15	3	18	377	9.49	76	3,973	180	197	47.75	52.25
9	4	15	6	15	377	9.49	77	3,973	197	180	52.25	47.75
9	5	15	7	12	377	9.49	78	3,973	209	168	55.44	44.56
9	5	15	7	16	377	9.49	79	3,973	180	197	47.75	52.25
10	2	15	6	17	377	9.49	80	3,973	207	170	54.91	45.09
8	14	15	6	12	376	9.46	81	3,973	194	182	51.60	48.40
10	3	15	7	14	376	9.46	82	3,973	218	158	57.98	42.02
10	9	15	6	15	376	9.46	83	3,973	214	162	56.91	43.09
11	25	15	4	17	376	9.46	84	3,973	195	181	51.86	48.14
5	16	15	7	13	375	9.44	85	3,973	247	128	65.87	34.13
5	20	15	4	18	375	9.44	86	3,973	196	179	52.27	47.73
10	1	15	5	17	375	9.44	87	3,973	199	176	53.07	46.93
10	11	15	1	13	375	9.44	88	3,973	122	253	32.53	67.47
9	8	15	3	16	374	9.41	89	3,973	194	180	51.87	48.13
3	27	15	6	18	373	9.39	90	3,973	197	176	52.82	47.18
5	7	15	5	17	372	9.36	91	3,973	202	170	54.30	45.70
9	2	15	4	18	372	9.36	92	3,973	196	176	52.69	47.31
11	25	15	4	15	372	9.36	93	3,973	217	155	58.33	41.67
8	25	15	3	15	371	9.34	94	3,973	205	166	55.26	44.74
9	5	15	7	14	371	9.34	95	3,973	185	186	49.87	50.13
9	5	15	7	15	371	9.34	96	3,973	198	173	53.37	46.63
9	25	15	6	16	371	9.34	97	3,973	198	173	53.37	46.63
9	27	15	1	17	371	9.34	98	3,973	172	199	46.36	53.64
10	3	15	7	15	371	9.34	99	3,973	171	200	46.09	53.91
5	25	15	2	15	370	9.31	100	3,973	131	239	35.41	64.59
8	27	15	5	18	370	9.31	101	3,973	186	184	50.27	49.73
9	5	15	7	13	370	9.31	102	3,973	195	175	52.70	47.30
10	9	15	6	16	370	9.31	103	3,973	200	170	54.05	45.95

MO	DY	YR	DAY OF WK	HR	HR VOL	PERCENT OF AADT	HOUR NUMBER	AADT	NORTH VOLUME	SOUTH VOLUME	PERCENT NORTH IS OF TOTAL VOLUME	PERCENT SOUTH IS OF TOTAL VOLUME
8	14	15	6	13	369	9.29	104	3,973	176	193	47.70	52.30
9	7	15	2	15	369	9.29	105	3,973	139	230	37.67	62.33
10	18	15	1	17	369	9.29	106	3,973	147	222	39.84	60.16
10	19	15	2	16	369	9.29	107	3,973	167	202	45.26	54.74
11	6	15	6	16	369	9.29	108	3,973	173	196	46.88	53.12
5	1	15	6	14	368	9.26	109	3,973	186	182	50.54	49.46
5	25	15	2	14	368	9.26	110	3,973	113	255	30.71	69.29
10	7	15	4	18	368	9.26	111	3,973	193	175	52.45	47.55
11	25	15	4	16	368	9.26	112	3,973	187	181	50.82	49.18
8	15	15	7	15	367	9.24	113	3,973	216	151	58.86	41.14
9	1	15	3	17	367	9.24	114	3,973	166	201	45.23	54.77
9	4	15	6	19	367	9.24	115	3,973	212	155	57.77	42.23
10	15	15	5	14	367	9.24	116	3,973	191	176	52.04	47.96
5	22	15	6	13	366	9.21	117	3,973	212	154	57.92	42.08
8	23	15	1	17	366	9.21	118	3,973	185	181	50.55	49.45
8	24	15	2	18	366	9.21	119	3,973	188	178	51.37	48.63
10	15	15	5	15	366	9.21	120	3,973	204	162	55.74	44.26
4	3	15	6	16	365	9.19	121	3,973	180	185	49.32	50.68
9	6	15	1	17	365	9.19	122	3,973	164	201	44.93	55.07
9	13	15	1	15	365	9.19	123	3,973	163	202	44.66	55.34
5	17	15	1	14	364	9.16	124	3,973	140	224	38.46	61.54
5	22	15	6	14	364	9.16	125	3,973	195	169	53.57	46.43
5	25	15	2	13	364	9.16	126	3,973	118	246	32.42	67.58
9	7	15	2	16	364	9.16	127	3,973	183	181	50.27	49.73
9	11	15	6	16	364	9.16	128	3,973	163	201	44.78	55.22
10	9	15	6	19	364	9.16	129	3,973	235	129	64.56	35.44
10	22	15	5	17	364	9.16	130	3,973	184	180	50.55	49.45
5	1	15	6	18	363	9.14	131	3,973	225	138	61.98	38.02
5	26	15	3	12	363	9.14	132	3,973	178	185	49.04	50.96
8	25	15	3	18	363	9.14	133	3,973	183	180	50.41	49.59
9	26	15	7	13	363	9.14	134	3,973	214	149	58.95	41.05
10	8	15	5	15	363	9.14	135	3,973	197	166	54.27	45.73
10	9	15	6	14	363	9.14	136	3,973	186	177	51.24	48.76
5	22	15	6	15	362	9.11	137	3,973	214	148	59.12	40.88
8	15	15	7	16	362	9.11	138	3,973	216	146	59.67	40.33
8	27	15	5	17	362	9.11	139	3,973	171	191	47.24	52.76
8	31	15	2	18	362	9.11	140	3,973	183	179	50.55	49.45
9	20	15	1	13	362	9.11	141	3,973	175	187	48.34	51.66
10	17	15	7	14	362	9.11	142	3,973	193	169	53.31	46.69
4	17	15	6	18	361	9.09	143	3,973	193	168	53.46	46.54
8	16	15	1	19	361	9.09	144	3,973	149	212	41.27	58.73
8	18	15	3	18	361	9.09	145	3,973	178	183	49.31	50.69
9	15	15	3	18	361	9.09	146	3,973	173	188	47.92	52.08
9	20	15	1	17	361	9.09	147	3,973	165	196	45.71	54.29
10	8	15	5	16	361	9.09	148	3,973	205	156	56.79	43.21

MO	DY	YR	DAY OF WK	HR	HR VOL	PERCENT OF AADT	HOUR NUMBER	AADT	NORTH VOLUME	SOUTH VOLUME	PERCENT NORTH IS OF TOTAL VOLUME	PERCENT SOUTH IS OF TOTAL VOLUME
5	1	15	6	17	360	9.06	149	3,973	193	167	53.61	46.39
10	18	15	1	13	360	9.06	150	3,973	142	218	39.44	60.56
5	6	15	4	17	359	9.04	151	3,973	216	143	60.17	39.83
8	30	15	1	14	359	9.04	152	3,973	188	171	52.37	47.63
9	9	15	4	17	359	9.04	153	3,973	184	175	51.25	48.75
10	16	15	6	19	359	9.04	154	3,973	236	123	65.74	34.26
4	3	15	6	17	358	9.01	155	3,973	199	159	55.59	44.41
8	28	15	6	17	358	9.01	156	3,973	180	178	50.28	49.72
9	9	15	4	16	358	9.01	157	3,973	190	168	53.07	46.93
9	17	15	5	18	358	9.01	158	3,973	188	170	52.51	47.49
9	25	15	6	18	358	9.01	159	3,973	194	164	54.19	45.81
10	24	15	7	14	358	9.01	160	3,973	182	176	50.84	49.16
4	17	15	6	11	357	8.99	161	3,973	185	172	51.82	48.18
5	1	15	6	15	357	8.99	162	3,973	198	159	55.46	44.54
5	21	15	5	17	357	8.99	163	3,973	189	168	52.94	47.06
8	30	15	1	15	357	8.99	164	3,973	174	183	48.74	51.26
9	1	15	3	16	357	8.99	165	3,973	154	203	43.14	56.86
10	3	15	7	16	357	8.99	166	3,973	146	211	40.90	59.10
9	26	15	7	12	356	8.96	167	3,973	205	151	57.58	42.42
10	25	15	1	14	356	8.96	168	3,973	108	248	30.34	69.66
3	24	15	3	17	355	8.94	169	3,973	227	128	63.94	36.06
4	24	15	6	15	355	8.94	170	3,973	214	141	60.28	39.72
10	18	15	1	15	355	8.94	171	3,973	136	219	38.31	61.69
10	23	15	6	18	355	8.94	172	3,973	193	162	54.37	45.63
10	25	15	1	15	355	8.94	173	3,973	130	225	36.62	63.38
8	28	15	6	15	354	8.91	174	3,973	173	181	48.87	51.13
9	7	15	2	13	354	8.91	175	3,973	148	206	41.81	58.19
9	7	15	2	14	354	8.91	176	3,973	161	193	45.48	54.52
9	25	15	6	19	354	8.91	177	3,973	192	162	54.24	45.76
11	6	15	6	17	354	8.91	178	3,973	188	166	53.11	46.89
11	20	15	6	16	354	8.91	179	3,973	183	171	51.69	48.31
8	28	15	6	16	353	8.88	180	3,973	183	170	51.84	48.16
10	2	15	6	18	353	8.88	181	3,973	186	167	52.69	47.31
10	23	15	6	12	353	8.88	182	3,973	169	184	47.88	52.12
4	17	15	6	17	352	8.86	183	3,973	184	168	52.27	47.73
5	12	15	3	18	352	8.86	184	3,973	198	154	56.25	43.75
5	15	15	6	18	352	8.86	185	3,973	195	157	55.40	44.60
5	26	15	3	14	352	8.86	186	3,973	175	177	49.72	50.28
8	24	15	2	17	352	8.86	187	3,973	194	158	55.11	44.89
11	6	15	6	14	352	8.86	188	3,973	167	185	47.44	52.56
4	30	15	5	16	351	8.83	189	3,973	162	189	46.15	53.85
8	21	15	6	12	351	8.83	190	3,973	163	188	46.44	53.56
8	21	15	6	14	351	8.83	191	3,973	163	188	46.44	53.56
9	11	15	6	19	351	8.83	192	3,973	237	114	67.52	32.48
9	13	15	1	16	351	8.83	193	3,973	161	190	45.87	54.13

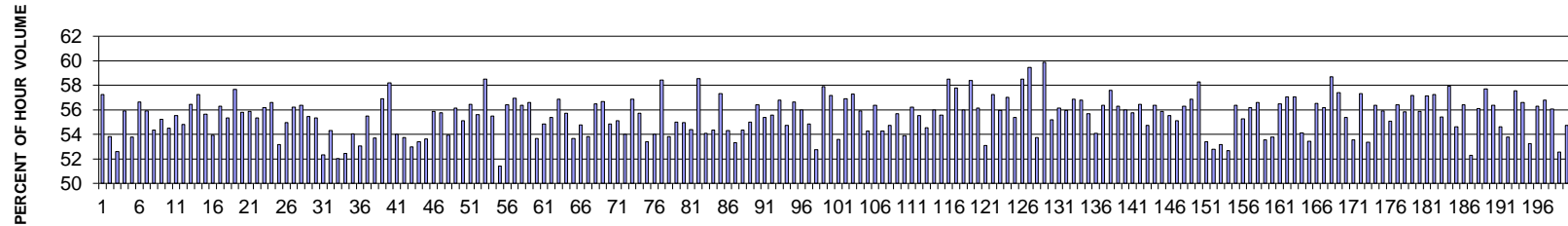
MO	DY	YR	DAY OF WK	HR	HR VOL	PERCENT OF AADT	HOUR NUMBER	AADT	NORTH VOLUME	SOUTH VOLUME	PERCENT NORTH IS OF TOTAL VOLUME	PERCENT SOUTH IS OF TOTAL VOLUME
10	30	15	6	17	351	8.83	194	3,973	162	189	46.15	53.85
4	3	15	6	15	350	8.81	195	3,973	185	165	52.86	47.14
5	3	15	1	14	350	8.81	196	3,973	135	215	38.57	61.43
5	3	15	1	15	350	8.81	197	3,973	145	205	41.43	58.57
8	22	15	7	12	350	8.81	198	3,973	170	180	48.57	51.43
8	27	15	5	13	350	8.81	199	3,973	176	174	50.29	49.71
9	8	15	3	13	350	8.81	200	3,973	140	210	40.00	60.00

**SR 090 MP 298.79 STATELINE ADC SITE P24
K FOR PEAK 200 HOURS OF 2015**



AADT= 54395 K 30 FACTOR= 9.99 K 100 FACTOR= 9.61 K 200 FACTOR= 9.23 D 30 FACTOR= 55.33

**SR 090 MP 298.79 STATELINE ADC SITE P24
D % IN THE PEAK 200 HOURS OF 2015**



MO	DY	YR	DAY OF WK	HR	HR VOL	PERCENT OF AADT	HOUR NUMBER	AADT	EAST VOLUME	WEST VOLUME	PERCENT EAST IS OF TOTAL VOLUME	PERCENT WEST IS OF TOTAL VOLUME
8	28	15	6	17	5,717	10.51	1	54,395	3,273	2,444	57.25	42.75
8	7	15	6	16	5,677	10.44	2	54,395	3,056	2,621	53.83	46.17
5	29	15	6	17	5,603	10.30	3	54,395	2,948	2,655	52.61	47.39
8	14	15	6	18	5,595	10.29	4	54,395	3,129	2,466	55.92	44.08
7	31	15	6	16	5,588	10.27	5	54,395	3,004	2,584	53.76	46.24
10	2	15	6	17	5,585	10.27	6	54,395	3,164	2,421	56.65	43.35
9	18	15	6	17	5,582	10.26	7	54,395	3,121	2,461	55.91	44.09
7	24	15	6	17	5,572	10.24	8	54,395	3,027	2,545	54.33	45.67
9	3	15	5	17	5,563	10.23	9	54,395	3,073	2,490	55.24	44.76
7	17	15	6	18	5,554	10.21	10	54,395	3,026	2,528	54.48	45.52
8	6	15	5	17	5,533	10.17	11	54,395	3,073	2,460	55.54	44.46
7	24	15	6	16	5,527	10.16	12	54,395	3,029	2,498	54.80	45.20
8	14	15	6	17	5,523	10.15	13	54,395	3,118	2,405	56.45	43.55

MO	DY	YR	DAY OF WK	HR	HR VOL	PERCENT OF AADT	HOUR NUMBER	AADT	EAST VOLUME	WEST VOLUME	PERCENT EAST IS OF TOTAL VOLUME	PERCENT WEST IS OF TOTAL VOLUME
9	11	15	6	18	5,517	10.14	14	54,395	3,159	2,358	57.26	42.74
7	10	15	6	17	5,510	10.13	15	54,395	3,066	2,444	55.64	44.36
8	5	15	4	17	5,503	10.12	16	54,395	2,967	2,536	53.92	46.08
7	24	15	6	18	5,500	10.11	17	54,395	3,096	2,404	56.29	43.71
6	26	15	6	17	5,494	10.10	18	54,395	3,040	2,454	55.33	44.67
6	19	15	6	17	5,492	10.10	19	54,395	3,168	2,324	57.68	42.32
9	4	15	6	17	5,486	10.09	20	54,395	3,062	2,424	55.81	44.19
10	23	15	6	17	5,485	10.08	21	54,395	3,064	2,421	55.86	44.14
9	25	15	6	17	5,465	10.05	22	54,395	3,025	2,440	55.35	44.65
6	12	15	6	18	5,462	10.04	23	54,395	3,068	2,394	56.17	43.83
7	17	15	6	17	5,459	10.04	24	54,395	3,090	2,369	56.60	43.40
7	31	15	6	15	5,458	10.03	25	54,395	2,901	2,557	53.15	46.85
6	18	15	5	18	5,451	10.02	26	54,395	2,995	2,456	54.94	45.06
6	19	15	6	18	5,451	10.02	27	54,395	3,064	2,387	56.21	43.79
7	10	15	6	18	5,446	10.01	28	54,395	3,069	2,377	56.35	43.65
8	12	15	4	17	5,446	10.01	29	54,395	3,020	2,426	55.45	44.55
6	18	15	5	17	5,436	9.99	30	54,395	3,008	2,428	55.33	44.67
7	2	15	5	15	5,434	9.99	31	54,395	2,843	2,591	52.32	47.68
7	31	15	6	17	5,426	9.98	32	54,395	2,947	2,479	54.31	45.69
10	1	15	5	17	5,426	9.98	33	54,395	2,822	2,604	52.01	47.99
9	11	15	6	17	5,424	9.97	34	54,395	2,844	2,580	52.43	47.57
7	31	15	6	18	5,422	9.97	35	54,395	2,930	2,492	54.04	45.96
8	7	15	6	15	5,418	9.96	36	54,395	2,873	2,545	53.03	46.97
10	9	15	6	17	5,408	9.94	37	54,395	3,001	2,407	55.49	44.51
8	14	15	6	16	5,406	9.94	38	54,395	2,903	2,503	53.70	46.30
8	21	15	6	17	5,406	9.94	39	54,395	3,077	2,329	56.92	43.08
8	27	15	5	18	5,406	9.94	40	54,395	3,145	2,261	58.18	41.82
8	13	15	5	17	5,405	9.94	41	54,395	2,920	2,485	54.02	45.98
6	25	15	5	17	5,404	9.93	42	54,395	2,904	2,500	53.74	46.26
9	3	15	5	18	5,400	9.93	43	54,395	2,860	2,540	52.96	47.04
10	16	15	6	17	5,399	9.93	44	54,395	2,883	2,516	53.40	46.60
7	30	15	5	18	5,393	9.91	45	54,395	2,892	2,501	53.63	46.37
7	10	15	6	16	5,389	9.91	46	54,395	3,011	2,378	55.87	44.13
3	20	15	6	17	5,388	9.91	47	54,395	3,005	2,383	55.77	44.23
8	19	15	4	17	5,386	9.90	48	54,395	2,904	2,482	53.92	46.08
11	6	15	6	17	5,384	9.90	49	54,395	3,022	2,362	56.13	43.87
8	5	15	4	18	5,377	9.89	50	54,395	2,962	2,415	55.09	44.91
8	20	15	5	17	5,373	9.88	51	54,395	3,032	2,341	56.43	43.57
8	26	15	4	17	5,372	9.88	52	54,395	2,988	2,384	55.62	44.38
6	19	15	6	16	5,369	9.87	53	54,395	3,142	2,227	58.52	41.48
8	4	15	3	17	5,365	9.86	54	54,395	2,977	2,388	55.49	44.51
8	7	15	6	17	5,364	9.86	55	54,395	2,757	2,607	51.40	48.60
8	6	15	5	18	5,357	9.85	56	54,395	3,021	2,336	56.39	43.61
7	23	15	5	18	5,356	9.85	57	54,395	3,049	2,307	56.93	43.07
8	19	15	4	18	5,351	9.84	58	54,395	3,017	2,334	56.38	43.62

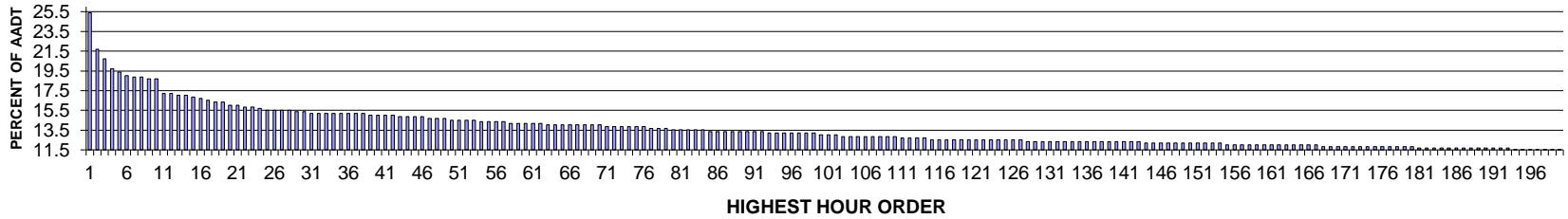
MO	DY	YR	DAY OF WK	HR	HR VOL	PERCENT OF AADT	HOUR NUMBER	AADT	EAST VOLUME	WEST VOLUME	PERCENT EAST IS OF TOTAL VOLUME	PERCENT WEST IS OF TOTAL VOLUME
9	4	15	6	16	5,351	9.84	59	54,395	3,029	2,322	56.61	43.39
7	30	15	5	17	5,348	9.83	60	54,395	2,869	2,479	53.65	46.35
8	28	15	6	16	5,343	9.82	61	54,395	2,931	2,412	54.86	45.14
8	27	15	5	17	5,341	9.82	62	54,395	2,958	2,383	55.38	44.62
10	2	15	6	18	5,334	9.81	63	54,395	3,034	2,300	56.88	43.12
8	13	15	5	18	5,333	9.80	64	54,395	2,972	2,361	55.73	44.27
7	17	15	6	16	5,320	9.78	65	54,395	2,854	2,466	53.65	46.35
9	11	15	6	16	5,320	9.78	66	54,395	2,914	2,406	54.77	45.23
6	26	15	6	16	5,318	9.78	67	54,395	2,862	2,456	53.82	46.18
7	23	15	5	17	5,318	9.78	68	54,395	3,004	2,314	56.49	43.51
9	25	15	6	18	5,317	9.77	69	54,395	3,014	2,303	56.69	43.31
7	16	15	5	17	5,311	9.76	70	54,395	2,912	2,399	54.83	45.17
7	20	15	2	17	5,310	9.76	71	54,395	2,926	2,384	55.10	44.90
7	7	15	3	18	5,309	9.76	72	54,395	2,868	2,441	54.02	45.98
8	10	15	2	18	5,302	9.75	73	54,395	3,015	2,287	56.87	43.13
9	18	15	6	18	5,302	9.75	74	54,395	2,955	2,347	55.73	44.27
8	21	15	6	16	5,295	9.73	75	54,395	2,827	2,468	53.39	46.61
5	1	15	6	17	5,294	9.73	76	54,395	2,860	2,434	54.02	45.98
8	20	15	5	18	5,294	9.73	77	54,395	3,093	2,201	58.42	41.58
7	6	15	2	17	5,270	9.69	78	54,395	2,836	2,434	53.81	46.19
7	2	15	5	16	5,267	9.68	79	54,395	2,896	2,371	54.98	45.02
7	16	15	5	18	5,267	9.68	80	54,395	2,895	2,372	54.96	45.04
6	26	15	6	18	5,264	9.68	81	54,395	2,862	2,402	54.37	45.63
8	28	15	6	18	5,262	9.67	82	54,395	3,081	2,181	58.55	41.45
8	14	15	6	15	5,260	9.67	83	54,395	2,844	2,416	54.07	45.93
7	31	15	6	14	5,259	9.67	84	54,395	2,859	2,400	54.36	45.64
8	21	15	6	18	5,259	9.67	85	54,395	3,014	2,245	57.31	42.69
10	2	15	6	16	5,257	9.66	86	54,395	2,855	2,402	54.31	45.69
7	22	15	4	17	5,256	9.66	87	54,395	2,803	2,453	53.33	46.67
6	23	15	3	18	5,255	9.66	88	54,395	2,855	2,400	54.33	45.67
5	29	15	6	18	5,252	9.66	89	54,395	2,888	2,364	54.99	45.01
9	16	15	4	17	5,252	9.66	90	54,395	2,963	2,289	56.42	43.58
8	12	15	4	18	5,244	9.64	91	54,395	2,903	2,341	55.36	44.64
8	10	15	2	17	5,243	9.64	92	54,395	2,913	2,330	55.56	44.44
12	16	15	4	17	5,243	9.64	93	54,395	2,977	2,266	56.78	43.22
7	2	15	5	17	5,241	9.64	94	54,395	2,868	2,373	54.72	45.28
12	11	15	6	17	5,238	9.63	95	54,395	2,967	2,271	56.64	43.36
6	24	15	4	17	5,235	9.62	96	54,395	2,931	2,304	55.99	44.01
7	1	15	4	18	5,234	9.62	97	54,395	2,871	2,363	54.85	45.15
7	20	15	2	18	5,233	9.62	98	54,395	2,761	2,472	52.76	47.24
10	9	15	6	18	5,227	9.61	99	54,395	3,026	2,201	57.89	42.11
11	13	15	6	17	5,225	9.61	100	54,395	2,986	2,239	57.15	42.85
8	8	15	7	12	5,221	9.60	101	54,395	2,797	2,424	53.57	46.43
8	17	15	2	17	5,215	9.59	102	54,395	2,968	2,247	56.91	43.09
2	13	15	6	17	5,213	9.58	103	54,395	2,987	2,226	57.30	42.70

MO	DY	YR	DAY OF WK	HR	HR VOL	PERCENT OF AADT	HOUR NUMBER	AADT	EAST VOLUME	WEST VOLUME	PERCENT EAST IS OF TOTAL VOLUME	PERCENT WEST IS OF TOTAL VOLUME
9	10	15	5	17	5,210	9.58	104	54,395	2,913	2,297	55.91	44.09
9	18	15	6	16	5,210	9.58	105	54,395	2,828	2,382	54.28	45.72
7	27	15	2	17	5,208	9.57	106	54,395	2,936	2,272	56.37	43.63
7	1	15	4	17	5,205	9.57	107	54,395	2,824	2,381	54.26	45.74
8	7	15	6	18	5,199	9.56	108	54,395	2,846	2,353	54.74	45.26
7	9	15	5	18	5,198	9.56	109	54,395	2,894	2,304	55.68	44.32
7	28	15	3	17	5,197	9.55	110	54,395	2,801	2,396	53.90	46.10
6	30	15	3	18	5,194	9.55	111	54,395	2,919	2,275	56.20	43.80
8	4	15	3	18	5,190	9.54	112	54,395	2,882	2,308	55.53	44.47
7	29	15	4	17	5,183	9.53	113	54,395	2,826	2,357	54.52	45.48
8	18	15	3	18	5,180	9.52	114	54,395	2,901	2,279	56.00	44.00
4	10	15	6	17	5,177	9.52	115	54,395	2,876	2,301	55.55	44.45
8	3	15	2	18	5,177	9.52	116	54,395	3,028	2,149	58.49	41.51
10	23	15	6	18	5,177	9.52	117	54,395	2,990	2,187	57.76	42.24
8	24	15	2	17	5,176	9.52	118	54,395	2,897	2,279	55.97	44.03
5	22	15	6	17	5,171	9.51	119	54,395	3,020	2,151	58.40	41.60
7	21	15	3	18	5,166	9.50	120	54,395	2,900	2,266	56.14	43.86
8	13	15	5	16	5,166	9.50	121	54,395	2,743	2,423	53.10	46.90
10	15	15	5	18	5,162	9.49	122	54,395	2,954	2,208	57.23	42.77
5	22	15	6	16	5,159	9.48	123	54,395	2,886	2,273	55.94	44.06
10	30	15	6	17	5,155	9.48	124	54,395	2,940	2,215	57.03	42.97
8	18	15	3	17	5,149	9.47	125	54,395	2,852	2,297	55.39	44.61
9	17	15	5	18	5,145	9.46	126	54,395	3,011	2,134	58.52	41.48
9	4	15	6	18	5,143	9.45	127	54,395	3,058	2,085	59.46	40.54
7	24	15	6	15	5,141	9.45	128	54,395	2,763	2,378	53.74	46.26
7	3	15	6	13	5,137	9.44	129	54,395	3,076	2,061	59.88	40.12
7	29	15	4	18	5,137	9.44	130	54,395	2,835	2,302	55.19	44.81
10	16	15	6	18	5,137	9.44	131	54,395	2,884	2,253	56.14	43.86
6	11	15	5	17	5,133	9.44	132	54,395	2,871	2,262	55.93	44.07
6	29	15	2	17	5,128	9.43	133	54,395	2,917	2,211	56.88	43.12
3	13	15	6	17	5,127	9.43	134	54,395	2,912	2,215	56.80	43.20
6	11	15	5	18	5,126	9.42	135	54,395	2,855	2,271	55.70	44.30
7	31	15	6	13	5,125	9.42	136	54,395	2,772	2,353	54.09	45.91
9	2	15	4	17	5,124	9.42	137	54,395	2,888	2,236	56.36	43.64
6	22	15	2	18	5,118	9.41	138	54,395	2,947	2,171	57.58	42.42
10	30	15	6	18	5,111	9.40	139	54,395	2,878	2,233	56.31	43.69
6	24	15	4	18	5,110	9.39	140	54,395	2,861	2,249	55.99	44.01
6	10	15	4	17	5,108	9.39	141	54,395	2,848	2,260	55.76	44.24
7	21	15	3	17	5,108	9.39	142	54,395	2,883	2,225	56.44	43.56
9	24	15	5	17	5,106	9.39	143	54,395	2,794	2,312	54.72	45.28
5	28	15	5	17	5,105	9.39	144	54,395	2,877	2,228	56.36	43.64
7	28	15	3	18	5,104	9.38	145	54,395	2,852	2,252	55.88	44.12
10	22	15	5	17	5,103	9.38	146	54,395	2,833	2,270	55.52	44.48
6	3	15	4	17	5,102	9.38	147	54,395	2,811	2,291	55.10	44.90
6	16	15	3	17	5,100	9.38	148	54,395	2,872	2,228	56.31	43.69

MO	DY	YR	DAY OF WK	HR	HR VOL	PERCENT OF AADT	HOUR NUMBER	AADT	EAST VOLUME	WEST VOLUME	PERCENT EAST IS OF TOTAL VOLUME	PERCENT WEST IS OF TOTAL VOLUME
9	10	15	5	18	5,100	9.38	149	54,395	2,901	2,199	56.88	43.12
4	3	15	6	17	5,098	9.37	150	54,395	2,971	2,127	58.28	41.72
6	25	15	5	18	5,098	9.37	151	54,395	2,723	2,375	53.41	46.59
7	8	15	4	17	5,098	9.37	152	54,395	2,690	2,408	52.77	47.23
7	10	15	6	15	5,098	9.37	153	54,395	2,711	2,387	53.18	46.82
7	30	15	5	16	5,096	9.37	154	54,395	2,684	2,412	52.67	47.33
6	23	15	3	17	5,092	9.36	155	54,395	2,870	2,222	56.36	43.64
3	27	15	6	16	5,091	9.36	156	54,395	2,814	2,277	55.27	44.73
9	9	15	4	17	5,088	9.35	157	54,395	2,858	2,230	56.17	43.83
9	8	15	3	17	5,086	9.35	158	54,395	2,878	2,208	56.59	43.41
7	7	15	3	17	5,083	9.34	159	54,395	2,721	2,362	53.53	46.47
8	1	15	7	15	5,079	9.34	160	54,395	2,731	2,348	53.77	46.23
8	11	15	3	18	5,076	9.33	161	54,395	2,867	2,209	56.48	43.52
8	25	15	3	17	5,076	9.33	162	54,395	2,896	2,180	57.05	42.95
8	25	15	3	18	5,074	9.33	163	54,395	2,894	2,180	57.04	42.96
8	1	15	7	14	5,072	9.32	164	54,395	2,745	2,327	54.12	45.88
6	5	15	6	16	5,071	9.32	165	54,395	2,709	2,362	53.42	46.58
6	10	15	4	18	5,071	9.32	166	54,395	2,866	2,205	56.52	43.48
7	13	15	2	18	5,069	9.32	167	54,395	2,847	2,222	56.16	43.84
8	1	15	7	12	5,069	9.32	168	54,395	2,976	2,093	58.71	41.29
8	26	15	4	18	5,069	9.32	169	54,395	2,910	2,159	57.41	42.59
11	6	15	6	18	5,069	9.32	170	54,395	2,807	2,262	55.38	44.62
7	14	15	3	17	5,068	9.32	171	54,395	2,714	2,354	53.55	46.45
5	21	15	5	17	5,067	9.32	172	54,395	2,904	2,163	57.31	42.69
9	30	15	4	17	5,067	9.32	173	54,395	2,704	2,363	53.36	46.64
3	6	15	6	17	5,066	9.31	174	54,395	2,856	2,210	56.38	43.62
4	17	15	6	18	5,065	9.31	175	54,395	2,832	2,233	55.91	44.09
8	15	15	7	12	5,063	9.31	176	54,395	2,788	2,275	55.07	44.93
9	24	15	5	18	5,063	9.31	177	54,395	2,856	2,207	56.41	43.59
6	16	15	3	18	5,060	9.30	178	54,395	2,826	2,234	55.85	44.15
8	1	15	7	13	5,057	9.30	179	54,395	2,891	2,166	57.17	42.83
12	4	15	6	17	5,054	9.29	180	54,395	2,824	2,230	55.88	44.12
7	27	15	2	18	5,053	9.29	181	54,395	2,887	2,166	57.13	42.87
8	24	15	2	18	5,049	9.28	182	54,395	2,890	2,159	57.24	42.76
2	20	15	6	17	5,045	9.27	183	54,395	2,796	2,249	55.42	44.58
9	16	15	4	18	5,045	9.27	184	54,395	2,922	2,123	57.92	42.08
7	9	15	5	16	5,044	9.27	185	54,395	2,754	2,290	54.60	45.40
8	31	15	2	17	5,041	9.27	186	54,395	2,843	2,198	56.40	43.60
8	21	15	6	15	5,037	9.26	187	54,395	2,633	2,404	52.27	47.73
7	13	15	2	17	5,036	9.26	188	54,395	2,825	2,211	56.10	43.90
9	2	15	4	18	5,036	9.26	189	54,395	2,906	2,130	57.70	42.30
10	1	15	5	18	5,033	9.25	190	54,395	2,837	2,196	56.37	43.63
3	20	15	6	18	5,032	9.25	191	54,395	2,748	2,284	54.61	45.39
6	26	15	6	15	5,031	9.25	192	54,395	2,705	2,326	53.77	46.23
9	1	15	3	17	5,031	9.25	193	54,395	2,895	2,136	57.54	42.46

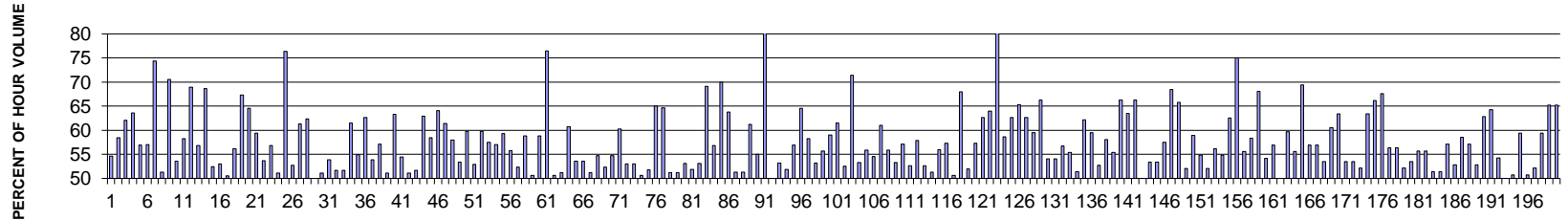
MO	DY	YR	DAY OF WK	HR	HR VOL	PERCENT OF AADT	HOUR NUMBER	AADT	EAST VOLUME	WEST VOLUME	PERCENT EAST IS OF TOTAL VOLUME	PERCENT WEST IS OF TOTAL VOLUME
6	30	15	3	17	5,027	9.24	194	54,395	2,846	2,181	56.61	43.39
9	25	15	6	16	5,027	9.24	195	54,395	2,676	2,351	53.23	46.77
2	27	15	6	17	5,024	9.24	196	54,395	2,828	2,196	56.29	43.71
5	1	15	6	18	5,024	9.24	197	54,395	2,852	2,172	56.77	43.23
4	17	15	6	17	5,023	9.23	198	54,395	2,816	2,207	56.06	43.94
8	8	15	7	14	5,023	9.23	199	54,395	2,640	2,383	52.56	47.44
6	18	15	5	16	5,021	9.23	200	54,395	2,748	2,273	54.73	45.27

**SR 395 MP 260.00 ORIENT ADC SITE P26
K FOR PEAK 200 HOURS OF 2015**



AADT= 599 K 30 FACTOR= 15.36 K 100 FACTOR= 13.02 K 200 FACTOR= 11.52 D 30 FACTOR= 51.09

**SR 395 MP 260.00 ORIENT ADC SITE P26
D % IN THE PEAK 200 HOURS OF 2015**



MO	DY	YR	DAY OF WK	HR	HR VOL	PERCENT OF AADT	HOUR NUMBER	AADT	NORTH VOLUME	SOUTH VOLUME	PERCENT NORTH IS OF TOTAL VOLUME	PERCENT SOUTH IS OF TOTAL VOLUME
7	4	15	7	15	152	25.38	1	599	69	83	45.39	54.61
7	4	15	7	17	130	21.70	2	599	54	76	41.54	58.46
6	28	15	1	17	124	20.70	3	599	47	77	37.90	62.10
7	3	15	6	13	118	19.70	4	599	75	43	63.56	36.44
7	3	15	6	17	116	19.37	5	599	66	50	56.90	43.10
7	24	15	6	15	114	19.03	6	599	65	49	57.02	42.98
7	4	15	7	12	113	18.86	7	599	84	29	74.34	25.66
7	5	15	1	17	113	18.86	8	599	55	58	48.67	51.33
7	23	15	5	15	112	18.70	9	599	79	33	70.54	29.46
7	24	15	6	14	112	18.70	10	599	60	52	53.57	46.43
7	19	15	1	15	103	17.20	11	599	60	43	58.25	41.75
7	24	15	6	18	103	17.20	12	599	71	32	68.93	31.07
7	3	15	6	16	102	17.03	13	599	58	44	56.86	43.14

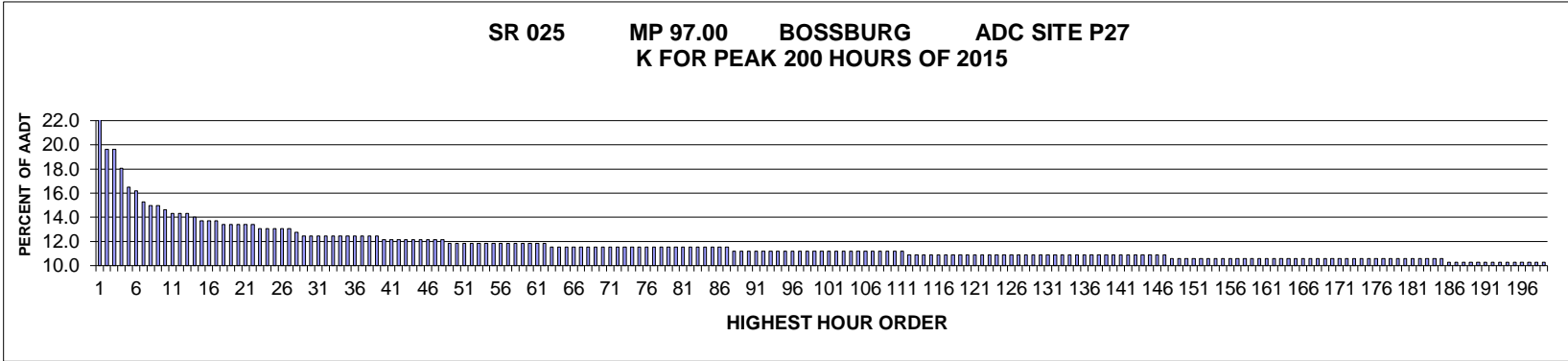
MO	DY	YR	DAY OF WK	HR	HR VOL	PERCENT OF AADT	HOUR NUMBER	AADT	NORTH VOLUME	SOUTH VOLUME	PERCENT NORTH IS OF TOTAL VOLUME	PERCENT SOUTH IS OF TOTAL VOLUME
7	4	15	7	14	102	17.03	14	599	70	32	68.63	31.37
6	29	15	2	17	101	16.86	15	599	48	53	47.52	52.48
6	27	15	7	16	100	16.69	16	599	47	53	47.00	53.00
7	18	15	7	18	99	16.53	17	599	49	50	49.49	50.51
7	12	15	1	17	98	16.36	18	599	55	43	56.12	43.88
7	26	15	1	13	98	16.36	19	599	32	66	32.65	67.35
7	3	15	6	15	96	16.03	20	599	62	34	64.58	35.42
8	2	15	1	15	96	16.03	21	599	57	39	59.38	40.63
7	19	15	1	13	95	15.86	22	599	51	44	53.68	46.32
8	12	15	4	16	95	15.86	23	599	54	41	56.84	43.16
7	25	15	7	12	94	15.69	24	599	48	46	51.06	48.94
6	27	15	7	14	93	15.53	25	599	71	22	76.34	23.66
6	28	15	1	15	93	15.53	26	599	49	44	52.69	47.31
7	3	15	6	14	93	15.53	27	599	57	36	61.29	38.71
7	19	15	1	14	93	15.53	28	599	58	35	62.37	37.63
7	24	15	6	12	92	15.36	29	599	46	46	50.00	50.00
8	1	15	7	13	92	15.36	30	599	47	45	51.09	48.91
6	12	15	6	12	91	15.19	31	599	42	49	46.15	53.85
6	28	15	1	16	91	15.19	32	599	47	44	51.65	48.35
7	5	15	1	15	91	15.19	33	599	44	47	48.35	51.65
7	6	15	2	15	91	15.19	34	599	56	35	61.54	38.46
7	8	15	4	15	91	15.19	35	599	50	41	54.95	45.05
7	24	15	6	13	91	15.19	36	599	57	34	62.64	37.36
7	28	15	3	12	91	15.19	37	599	42	49	46.15	53.85
8	3	15	2	13	91	15.19	38	599	39	52	42.86	57.14
7	5	15	1	16	90	15.03	39	599	46	44	51.11	48.89
7	19	15	1	18	90	15.03	40	599	33	57	36.67	63.33
7	25	15	7	14	90	15.03	41	599	41	49	45.56	54.44
8	1	15	7	12	90	15.03	42	599	44	46	48.89	51.11
7	4	15	7	16	89	14.86	43	599	43	46	48.31	51.69
7	18	15	7	14	89	14.86	44	599	56	33	62.92	37.08
7	19	15	1	17	89	14.86	45	599	37	52	41.57	58.43
9	5	15	7	14	89	14.86	46	599	57	32	64.04	35.96
6	26	15	6	15	88	14.69	47	599	54	34	61.36	38.64
7	23	15	5	13	88	14.69	48	599	51	37	57.95	42.05
8	1	15	7	16	88	14.69	49	599	47	41	53.41	46.59
7	3	15	6	19	87	14.52	50	599	35	52	40.23	59.77
7	24	15	6	11	87	14.52	51	599	41	46	47.13	52.87
7	24	15	6	17	87	14.52	52	599	52	35	59.77	40.23
7	26	15	1	12	87	14.52	53	599	37	50	42.53	57.47
6	27	15	7	19	86	14.36	54	599	37	49	43.02	56.98
7	12	15	1	15	86	14.36	55	599	51	35	59.30	40.70
7	25	15	7	15	86	14.36	56	599	48	38	55.81	44.19
9	5	15	7	16	86	14.36	57	599	45	41	52.33	47.67
7	17	15	6	15	85	14.19	58	599	50	35	58.82	41.18

MO	DY	YR	DAY OF WK	HR	HR VOL	PERCENT OF AADT	HOUR NUMBER	AADT	NORTH VOLUME	SOUTH VOLUME	PERCENT NORTH IS OF TOTAL VOLUME	PERCENT SOUTH IS OF TOTAL VOLUME
7	18	15	7	12	85	14.19	59	599	42	43	49.41	50.59
7	25	15	7	13	85	14.19	60	599	35	50	41.18	58.82
7	26	15	1	11	85	14.19	61	599	20	65	23.53	76.47
8	3	15	2	15	85	14.19	62	599	43	42	50.59	49.41
6	12	15	6	15	84	14.02	63	599	41	43	48.81	51.19
6	28	15	1	13	84	14.02	64	599	51	33	60.71	39.29
7	13	15	2	14	84	14.02	65	599	39	45	46.43	53.57
7	19	15	1	12	84	14.02	66	599	39	45	46.43	53.57
7	23	15	5	16	84	14.02	67	599	41	43	48.81	51.19
7	30	15	5	15	84	14.02	68	599	46	38	54.76	45.24
7	31	15	6	14	84	14.02	69	599	40	44	47.62	52.38
8	12	15	4	12	84	14.02	70	599	38	46	45.24	54.76
6	27	15	7	18	83	13.86	71	599	33	50	39.76	60.24
7	3	15	6	12	83	13.86	72	599	44	39	53.01	46.99
7	10	15	6	16	83	13.86	73	599	44	39	53.01	46.99
7	25	15	7	16	83	13.86	74	599	41	42	49.40	50.60
8	1	15	7	17	83	13.86	75	599	43	40	51.81	48.19
9	5	15	7	12	83	13.86	76	599	29	54	34.94	65.06
7	24	15	6	16	82	13.69	77	599	53	29	64.63	35.37
8	8	15	7	15	82	13.69	78	599	42	40	51.22	48.78
8	12	15	4	17	82	13.69	79	599	42	40	51.22	48.78
7	11	15	7	17	81	13.52	80	599	43	38	53.09	46.91
7	15	15	4	15	81	13.52	81	599	42	39	51.85	48.15
7	19	15	1	16	81	13.52	82	599	38	43	46.91	53.09
7	20	15	2	16	81	13.52	83	599	56	25	69.14	30.86
8	14	15	6	15	81	13.52	84	599	46	35	56.79	43.21
6	29	15	2	18	80	13.36	85	599	56	24	70.00	30.00
7	4	15	7	13	80	13.36	86	599	51	29	63.75	36.25
7	10	15	6	13	80	13.36	87	599	39	41	48.75	51.25
7	28	15	3	14	80	13.36	88	599	39	41	48.75	51.25
8	6	15	5	14	80	13.36	89	599	31	49	38.75	61.25
8	12	15	4	18	80	13.36	90	599	44	36	55.00	45.00
8	26	15	4	19	80	13.36	91	599	65	15	81.25	18.75
9	5	15	7	15	80	13.36	92	599	40	40	50.00	50.00
5	28	15	5	15	79	13.19	93	599	42	37	53.16	46.84
7	6	15	2	17	79	13.19	94	599	38	41	48.10	51.90
7	12	15	1	16	79	13.19	95	599	45	34	56.96	43.04
7	12	15	1	18	79	13.19	96	599	51	28	64.56	35.44
7	31	15	6	15	79	13.19	97	599	46	33	58.23	41.77
8	9	15	1	14	79	13.19	98	599	37	42	46.84	53.16
8	12	15	4	15	79	13.19	99	599	44	35	55.70	44.30
7	2	15	5	14	78	13.02	100	599	46	32	58.97	41.03
7	8	15	4	16	78	13.02	101	599	48	30	61.54	38.46
7	30	15	5	13	78	13.02	102	599	41	37	52.56	47.44
6	17	15	4	11	77	12.85	103	599	22	55	28.57	71.43

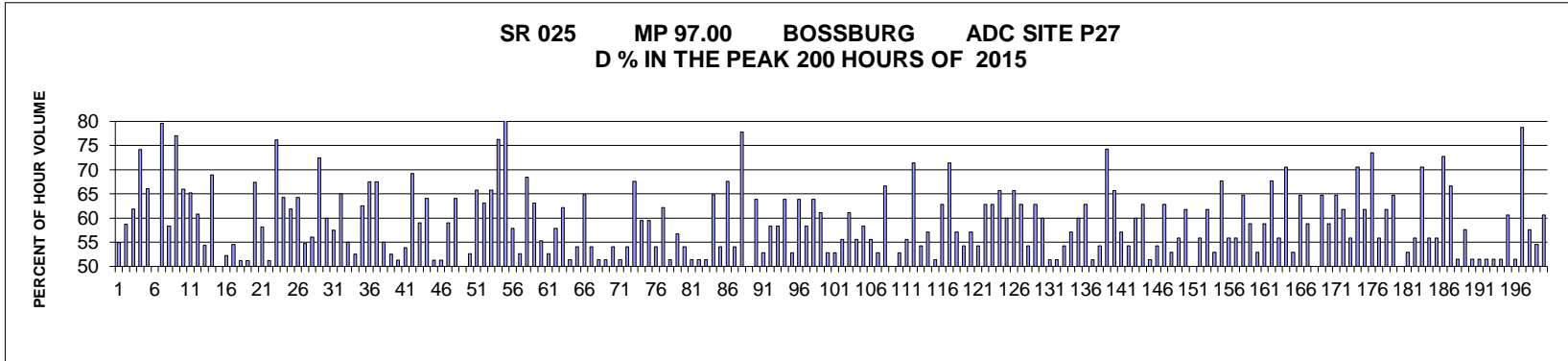
MO	DY	YR	DAY OF WK	HR	HR VOL	PERCENT OF AADT	HOUR NUMBER	AADT	NORTH VOLUME	SOUTH VOLUME	PERCENT NORTH IS OF TOTAL VOLUME	PERCENT SOUTH IS OF TOTAL VOLUME
7	11	15	7	15	77	12.85	104	599	41	36	53.25	46.75
7	22	15	4	14	77	12.85	105	599	43	34	55.84	44.16
7	25	15	7	11	77	12.85	106	599	35	42	45.45	54.55
7	30	15	5	14	77	12.85	107	599	47	30	61.04	38.96
8	1	15	7	15	77	12.85	108	599	34	43	44.16	55.84
9	5	15	7	13	77	12.85	109	599	36	41	46.75	53.25
9	13	15	1	15	77	12.85	110	599	33	44	42.86	57.14
7	5	15	1	14	76	12.69	111	599	40	36	52.63	47.37
7	8	15	4	14	76	12.69	112	599	44	32	57.89	42.11
7	10	15	6	12	76	12.69	113	599	36	40	47.37	52.63
8	12	15	4	14	76	12.69	114	599	39	37	51.32	48.68
6	27	15	7	12	75	12.52	115	599	42	33	56.00	44.00
7	6	15	2	12	75	12.52	116	599	32	43	42.67	57.33
7	6	15	2	13	75	12.52	117	599	37	38	49.33	50.67
7	6	15	2	16	75	12.52	118	599	51	24	68.00	32.00
7	9	15	5	15	75	12.52	119	599	39	36	52.00	48.00
7	17	15	6	14	75	12.52	120	599	43	32	57.33	42.67
7	23	15	5	14	75	12.52	121	599	47	28	62.67	37.33
7	25	15	7	18	75	12.52	122	599	48	27	64.00	36.00
7	26	15	1	10	75	12.52	123	599	12	63	16.00	84.00
7	28	15	3	13	75	12.52	124	599	31	44	41.33	58.67
7	31	15	6	10	75	12.52	125	599	28	47	37.33	62.67
8	3	15	2	16	75	12.52	126	599	49	26	65.33	34.67
8	20	15	5	14	75	12.52	127	599	47	28	62.67	37.33
4	16	15	5	16	74	12.35	128	599	44	30	59.46	40.54
5	3	15	1	13	74	12.35	129	599	49	25	66.22	33.78
6	24	15	4	13	74	12.35	130	599	34	40	45.95	54.05
7	7	15	3	16	74	12.35	131	599	40	34	54.05	45.95
7	11	15	7	13	74	12.35	132	599	42	32	56.76	43.24
7	18	15	7	17	74	12.35	133	599	41	33	55.41	44.59
7	20	15	2	15	74	12.35	134	599	38	36	51.35	48.65
7	22	15	4	18	74	12.35	135	599	46	28	62.16	37.84
7	25	15	7	10	74	12.35	136	599	30	44	40.54	59.46
7	30	15	5	12	74	12.35	137	599	35	39	47.30	52.70
7	31	15	6	18	74	12.35	138	599	43	31	58.11	41.89
8	1	15	7	14	74	12.35	139	599	41	33	55.41	44.59
8	6	15	5	11	74	12.35	140	599	25	49	33.78	66.22
8	12	15	4	10	74	12.35	141	599	27	47	36.49	63.51
8	14	15	6	17	74	12.35	142	599	49	25	66.22	33.78
8	19	15	4	16	74	12.35	143	599	37	37	50.00	50.00
6	12	15	6	14	73	12.19	144	599	34	39	46.58	53.42
6	27	15	7	15	73	12.19	145	599	39	34	53.42	46.58
6	28	15	1	19	73	12.19	146	599	31	42	42.47	57.53
7	17	15	6	11	73	12.19	147	599	23	50	31.51	68.49
7	23	15	5	17	73	12.19	148	599	48	25	65.75	34.25

MO	DY	YR	DAY OF WK	HR	HR VOL	PERCENT OF AADT	HOUR NUMBER	AADT	NORTH VOLUME	SOUTH VOLUME	PERCENT NORTH IS OF TOTAL VOLUME	PERCENT SOUTH IS OF TOTAL VOLUME
7	31	15	6	13	73	12.19	149	599	35	38	47.95	52.05
7	31	15	6	17	73	12.19	150	599	43	30	58.90	41.10
8	1	15	7	18	73	12.19	151	599	40	33	54.79	45.21
8	6	15	5	13	73	12.19	152	599	38	35	52.05	47.95
8	9	15	1	15	73	12.19	153	599	41	32	56.16	43.84
8	11	15	3	14	73	12.19	154	599	33	40	45.21	54.79
5	23	15	7	14	72	12.02	155	599	45	27	62.50	37.50
6	12	15	6	11	72	12.02	156	599	18	54	25.00	75.00
7	5	15	1	13	72	12.02	157	599	40	32	55.56	44.44
7	18	15	7	15	72	12.02	158	599	42	30	58.33	41.67
7	20	15	2	17	72	12.02	159	599	49	23	68.06	31.94
7	26	15	1	16	72	12.02	160	599	39	33	54.17	45.83
7	27	15	2	13	72	12.02	161	599	31	41	43.06	56.94
7	31	15	6	12	72	12.02	162	599	36	36	50.00	50.00
7	31	15	6	19	72	12.02	163	599	43	29	59.72	40.28
8	1	15	7	11	72	12.02	164	599	32	40	44.44	55.56
8	5	15	4	17	72	12.02	165	599	50	22	69.44	30.56
8	7	15	6	16	72	12.02	166	599	41	31	56.94	43.06
10	16	15	6	16	72	12.02	167	599	41	31	56.94	43.06
4	29	15	4	16	71	11.85	168	599	33	38	46.48	53.52
6	23	15	3	17	71	11.85	169	599	43	28	60.56	39.44
7	2	15	5	16	71	11.85	170	599	45	26	63.38	36.62
7	2	15	5	17	71	11.85	171	599	38	33	53.52	46.48
7	5	15	1	18	71	11.85	172	599	38	33	53.52	46.48
7	23	15	5	19	71	11.85	173	599	37	34	52.11	47.89
7	26	15	1	14	71	11.85	174	599	26	45	36.62	63.38
8	9	15	1	13	71	11.85	175	599	24	47	33.80	66.20
8	29	15	7	13	71	11.85	176	599	48	23	67.61	32.39
8	30	15	1	11	71	11.85	177	599	40	31	56.34	43.66
9	11	15	6	16	71	11.85	178	599	40	31	56.34	43.66
10	20	15	3	16	71	11.85	179	599	37	34	52.11	47.89
11	6	15	6	15	71	11.85	180	599	33	38	46.48	53.52
5	1	15	6	15	70	11.69	181	599	39	31	55.71	44.29
5	21	15	5	16	70	11.69	182	599	39	31	55.71	44.29
5	31	15	1	15	70	11.69	183	599	36	34	51.43	48.57
6	12	15	6	13	70	11.69	184	599	34	36	48.57	51.43
6	16	15	3	14	70	11.69	185	599	30	40	42.86	57.14
6	21	15	1	14	70	11.69	186	599	37	33	52.86	47.14
6	28	15	1	14	70	11.69	187	599	41	29	58.57	41.43
7	6	15	2	18	70	11.69	188	599	40	30	57.14	42.86
7	8	15	4	17	70	11.69	189	599	37	33	52.86	47.14
7	12	15	1	13	70	11.69	190	599	26	44	37.14	62.86
7	28	15	3	16	70	11.69	191	599	45	25	64.29	35.71
8	10	15	2	15	70	11.69	192	599	38	32	54.29	45.71
8	12	15	4	13	70	11.69	193	599	35	35	50.00	50.00

MO	DY	YR	DAY OF WK	HR	HR VOL	PERCENT OF AADT	HOUR NUMBER	AADT	NORTH VOLUME	SOUTH VOLUME	PERCENT NORTH IS OF TOTAL VOLUME	PERCENT SOUTH IS OF TOTAL VOLUME
5	23	15	7	12	69	11.52	194	599	35	34	50.72	49.28
6	20	15	7	15	69	11.52	195	599	28	41	40.58	59.42
6	20	15	7	17	69	11.52	196	599	35	34	50.72	49.28
6	30	15	3	12	69	11.52	197	599	36	33	52.17	47.83
7	1	15	4	13	69	11.52	198	599	41	28	59.42	40.58
7	1	15	4	15	69	11.52	199	599	45	24	65.22	34.78
7	1	15	4	16	69	11.52	200	599	45	24	65.22	34.78



AADT= 321 K 30 FACTOR= 12.46 K 100 FACTOR= 11.21 K 200 FACTOR= 10.28 D 30 FACTOR= 60.00



MO	DY	YR	DAY OF WK	HR	HR VOL	PERCENT OF AADT	HOUR NUMBER	AADT	NORTH VOLUME	SOUTH VOLUME	PERCENT NORTH IS OF TOTAL VOLUME	PERCENT SOUTH IS OF TOTAL VOLUME
10	3	15	7	13	71	22.12	1	321	32	39	45.07	54.93
10	3	15	7	14	63	19.63	2	321	37	26	58.73	41.27
10	3	15	7	15	63	19.63	3	321	39	24	61.90	38.10
10	3	15	7	12	58	18.07	4	321	15	43	25.86	74.14
7	31	15	6	16	53	16.51	5	321	35	18	66.04	33.96
7	30	15	5	15	52	16.20	6	321	26	26	50.00	50.00
10	3	15	7	11	49	15.26	7	321	10	39	20.41	79.59
7	3	15	6	15	48	14.95	8	321	28	20	58.33	41.67
10	3	15	7	10	48	14.95	9	321	11	37	22.92	77.08
5	25	15	2	13	47	14.64	10	321	16	31	34.04	65.96
6	18	15	5	15	46	14.33	11	321	16	30	34.78	65.22
9	5	15	7	16	46	14.33	12	321	28	18	60.87	39.13
9	29	15	3	16	46	14.33	13	321	25	21	54.35	45.65
7	3	15	6	17	45	14.02	14	321	31	14	68.89	31.11

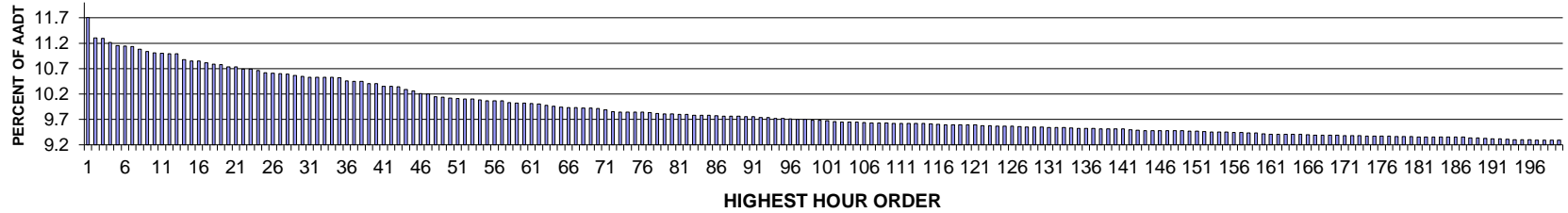
MO	DY	YR	DAY OF WK	HR	HR VOL	PERCENT OF AADT	HOUR NUMBER	AADT	NORTH VOLUME	SOUTH VOLUME	PERCENT NORTH IS OF TOTAL VOLUME	PERCENT SOUTH IS OF TOTAL VOLUME
4	2	15	5	16	44	13.71	15	321	22	22	50.00	50.00
7	22	15	4	12	44	13.71	16	321	21	23	47.73	52.27
8	7	15	6	16	44	13.71	17	321	20	24	45.45	54.55
3	5	15	5	13	43	13.40	18	321	22	21	51.16	48.84
4	17	15	6	14	43	13.40	19	321	22	21	51.16	48.84
8	10	15	2	13	43	13.40	20	321	14	29	32.56	67.44
8	14	15	6	16	43	13.40	21	321	25	18	58.14	41.86
10	2	15	6	13	43	13.40	22	321	22	21	51.16	48.84
6	25	15	5	14	42	13.08	23	321	10	32	23.81	76.19
7	3	15	6	18	42	13.08	24	321	27	15	64.29	35.71
7	5	15	1	14	42	13.08	25	321	16	26	38.10	61.90
9	7	15	2	10	42	13.08	26	321	27	15	64.29	35.71
10	12	15	2	16	42	13.08	27	321	23	19	54.76	45.24
7	5	15	1	12	41	12.77	28	321	18	23	43.90	56.10
3	3	15	3	16	40	12.46	29	321	29	11	72.50	27.50
6	6	15	7	14	40	12.46	30	321	24	16	60.00	40.00
7	3	15	6	13	40	12.46	31	321	23	17	57.50	42.50
7	3	15	6	14	40	12.46	32	321	26	14	65.00	35.00
7	13	15	2	15	40	12.46	33	321	18	22	45.00	55.00
7	17	15	6	12	40	12.46	34	321	21	19	52.50	47.50
8	4	15	3	10	40	12.46	35	321	15	25	37.50	62.50
8	10	15	2	12	40	12.46	36	321	13	27	32.50	67.50
8	14	15	6	13	40	12.46	37	321	13	27	32.50	67.50
8	14	15	6	15	40	12.46	38	321	22	18	55.00	45.00
8	19	15	4	13	40	12.46	39	321	19	21	47.50	52.50
4	17	15	6	18	39	12.15	40	321	20	19	51.28	48.72
4	28	15	3	14	39	12.15	41	321	21	18	53.85	46.15
5	25	15	2	12	39	12.15	42	321	12	27	30.77	69.23
6	30	15	3	12	39	12.15	43	321	16	23	41.03	58.97
7	10	15	6	16	39	12.15	44	321	14	25	35.90	64.10
7	13	15	2	11	39	12.15	45	321	19	20	48.72	51.28
9	4	15	6	16	39	12.15	46	321	19	20	48.72	51.28
9	19	15	7	14	39	12.15	47	321	16	23	41.03	58.97
9	22	15	3	16	39	12.15	48	321	14	25	35.90	64.10
2	5	15	5	16	38	11.84	49	321	19	19	50.00	50.00
2	11	15	4	16	38	11.84	50	321	20	18	52.63	47.37
3	11	15	4	16	38	11.84	51	321	25	13	65.79	34.21
4	23	15	5	12	38	11.84	52	321	14	24	36.84	63.16
6	6	15	7	15	38	11.84	53	321	25	13	65.79	34.21
7	1	15	4	10	38	11.84	54	321	9	29	23.68	76.32
7	1	15	4	11	38	11.84	55	321	7	31	18.42	81.58
7	13	15	2	16	38	11.84	56	321	22	16	57.89	42.11
7	23	15	5	16	38	11.84	57	321	18	20	47.37	52.63
8	4	15	3	17	38	11.84	58	321	26	12	68.42	31.58
8	13	15	5	12	38	11.84	59	321	14	24	36.84	63.16
8	14	15	6	12	38	11.84	60	321	17	21	44.74	55.26
8	20	15	5	12	38	11.84	61	321	20	18	52.63	47.37
11	16	15	2	15	38	11.84	62	321	16	22	42.11	57.89
3	25	15	4	12	37	11.53	63	321	14	23	37.84	62.16

MO	DY	YR	DAY OF WK	HR	HR VOL	PERCENT OF AADT	HOUR NUMBER	AADT	NORTH VOLUME	SOUTH VOLUME	PERCENT NORTH IS OF TOTAL VOLUME	PERCENT SOUTH IS OF TOTAL VOLUME
3	27	15	6	14	37	11.53	64	321	18	19	48.65	51.35
3	27	15	6	15	37	11.53	65	321	17	20	45.95	54.05
4	9	15	5	15	37	11.53	66	321	24	13	64.86	35.14
4	28	15	3	16	37	11.53	67	321	17	20	45.95	54.05
5	15	15	6	13	37	11.53	68	321	19	18	51.35	48.65
6	7	15	1	14	37	11.53	69	321	18	19	48.65	51.35
7	2	15	5	13	37	11.53	70	321	20	17	54.05	45.95
7	15	15	4	16	37	11.53	71	321	18	19	48.65	51.35
7	21	15	3	14	37	11.53	72	321	17	20	45.95	54.05
7	31	15	6	15	37	11.53	73	321	12	25	32.43	67.57
8	1	15	7	16	37	11.53	74	321	22	15	59.46	40.54
8	8	15	7	13	37	11.53	75	321	15	22	40.54	59.46
8	10	15	2	15	37	11.53	76	321	17	20	45.95	54.05
8	11	15	3	11	37	11.53	77	321	14	23	37.84	62.16
8	12	15	4	14	37	11.53	78	321	18	19	48.65	51.35
8	12	15	4	15	37	11.53	79	321	21	16	56.76	43.24
8	13	15	5	16	37	11.53	80	321	20	17	54.05	45.95
8	25	15	3	13	37	11.53	81	321	19	18	51.35	48.65
8	26	15	4	15	37	11.53	82	321	18	19	48.65	51.35
9	10	15	5	13	37	11.53	83	321	18	19	48.65	51.35
9	11	15	6	13	37	11.53	84	321	13	24	35.14	64.86
9	16	15	4	13	37	11.53	85	321	17	20	45.95	54.05
9	19	15	7	11	37	11.53	86	321	12	25	32.43	67.57
11	16	15	2	14	37	11.53	87	321	17	20	45.95	54.05
2	3	15	3	11	36	11.21	88	321	8	28	22.22	77.78
3	4	15	4	15	36	11.21	89	321	18	18	50.00	50.00
4	9	15	5	14	36	11.21	90	321	23	13	63.89	36.11
5	11	15	2	17	36	11.21	91	321	17	19	47.22	52.78
6	26	15	6	16	36	11.21	92	321	21	15	58.33	41.67
7	1	15	4	16	36	11.21	93	321	21	15	58.33	41.67
7	6	15	2	11	36	11.21	94	321	13	23	36.11	63.89
7	21	15	3	13	36	11.21	95	321	17	19	47.22	52.78
7	21	15	3	16	36	11.21	96	321	23	13	63.89	36.11
7	22	15	4	15	36	11.21	97	321	21	15	58.33	41.67
7	24	15	6	16	36	11.21	98	321	23	13	63.89	36.11
7	28	15	3	16	36	11.21	99	321	14	22	38.89	61.11
7	31	15	6	14	36	11.21	100	321	17	19	47.22	52.78
8	2	15	1	13	36	11.21	101	321	17	19	47.22	52.78
8	6	15	5	14	36	11.21	102	321	20	16	55.56	44.44
8	7	15	6	15	36	11.21	103	321	14	22	38.89	61.11
8	10	15	2	16	36	11.21	104	321	16	20	44.44	55.56
8	17	15	2	13	36	11.21	105	321	15	21	41.67	58.33
9	4	15	6	14	36	11.21	106	321	16	20	44.44	55.56
9	11	15	6	16	36	11.21	107	321	17	19	47.22	52.78
9	23	15	4	16	36	11.21	108	321	12	24	33.33	66.67
10	3	15	7	16	36	11.21	109	321	18	18	50.00	50.00
10	14	15	4	16	36	11.21	110	321	19	17	52.78	47.22
10	15	15	5	12	36	11.21	111	321	16	20	44.44	55.56
2	18	15	4	10	35	10.90	112	321	10	25	28.57	71.43

MO	DY	YR	DAY OF WK	HR	HR VOL	PERCENT OF AADT	HOUR NUMBER	AADT	NORTH VOLUME	SOUTH VOLUME	PERCENT NORTH IS OF TOTAL VOLUME	PERCENT SOUTH IS OF TOTAL VOLUME	
	2	19	15	5	16	35	10.90	113	321	19	16	54.29	45.71
	3	11	15	4	12	35	10.90	114	321	20	15	57.14	42.86
	3	26	15	5	16	35	10.90	115	321	18	17	51.43	48.57
	4	3	15	6	11	35	10.90	116	321	13	22	37.14	62.86
	4	3	15	6	15	35	10.90	117	321	25	10	71.43	28.57
	4	9	15	5	12	35	10.90	118	321	15	20	42.86	57.14
	4	17	15	6	16	35	10.90	119	321	16	19	45.71	54.29
	5	4	15	2	15	35	10.90	120	321	15	20	42.86	57.14
	5	6	15	4	11	35	10.90	121	321	16	19	45.71	54.29
	5	15	15	6	16	35	10.90	122	321	13	22	37.14	62.86
	5	18	15	2	13	35	10.90	123	321	22	13	62.86	37.14
	6	18	15	5	13	35	10.90	124	321	12	23	34.29	65.71
	7	10	15	6	13	35	10.90	125	321	14	21	40.00	60.00
	7	14	15	3	14	35	10.90	126	321	12	23	34.29	65.71
	7	16	15	5	16	35	10.90	127	321	13	22	37.14	62.86
	7	23	15	5	14	35	10.90	128	321	19	16	54.29	45.71
	7	31	15	6	13	35	10.90	129	321	13	22	37.14	62.86
	8	1	15	7	15	35	10.90	130	321	14	21	40.00	60.00
	8	3	15	2	15	35	10.90	131	321	17	18	48.57	51.43
	8	5	15	4	15	35	10.90	132	321	18	17	51.43	48.57
	8	7	15	6	11	35	10.90	133	321	19	16	54.29	45.71
	8	9	15	1	13	35	10.90	134	321	15	20	42.86	57.14
	8	10	15	2	18	35	10.90	135	321	14	21	40.00	60.00
	8	11	15	3	16	35	10.90	136	321	22	13	62.86	37.14
	8	14	15	6	14	35	10.90	137	321	18	17	51.43	48.57
	8	18	15	3	16	35	10.90	138	321	16	19	45.71	54.29
	8	18	15	3	21	35	10.90	139	321	26	9	74.29	25.71
	8	24	15	2	17	35	10.90	140	321	12	23	34.29	65.71
	9	3	15	5	16	35	10.90	141	321	15	20	42.86	57.14
	9	10	15	5	15	35	10.90	142	321	16	19	45.71	54.29
	10	2	15	6	16	35	10.90	143	321	21	14	60.00	40.00
	11	6	15	6	13	35	10.90	144	321	13	22	37.14	62.86
	11	13	15	6	14	35	10.90	145	321	18	17	51.43	48.57
	12	4	15	6	16	35	10.90	146	321	19	16	54.29	45.71
	12	28	15	2	17	35	10.90	147	321	22	13	62.86	37.14
	2	16	15	2	11	34	10.59	148	321	16	18	47.06	52.94
	2	16	15	2	12	34	10.59	149	321	15	19	44.12	55.88
	2	16	15	2	14	34	10.59	150	321	13	21	38.24	61.76
	2	23	15	2	15	34	10.59	151	321	17	17	50.00	50.00
	2	27	15	6	17	34	10.59	152	321	15	19	44.12	55.88
	3	2	15	2	13	34	10.59	153	321	13	21	38.24	61.76
	3	20	15	6	16	34	10.59	154	321	18	16	52.94	47.06
	4	25	15	7	13	34	10.59	155	321	11	23	32.35	67.65
	5	25	15	2	17	34	10.59	156	321	15	19	44.12	55.88
	6	8	15	2	13	34	10.59	157	321	15	19	44.12	55.88
	6	8	15	2	16	34	10.59	158	321	22	12	64.71	35.29
	6	9	15	3	13	34	10.59	159	321	14	20	41.18	58.82
	6	24	15	4	14	34	10.59	160	321	16	18	47.06	52.94
	6	30	15	3	11	34	10.59	161	321	14	20	41.18	58.82

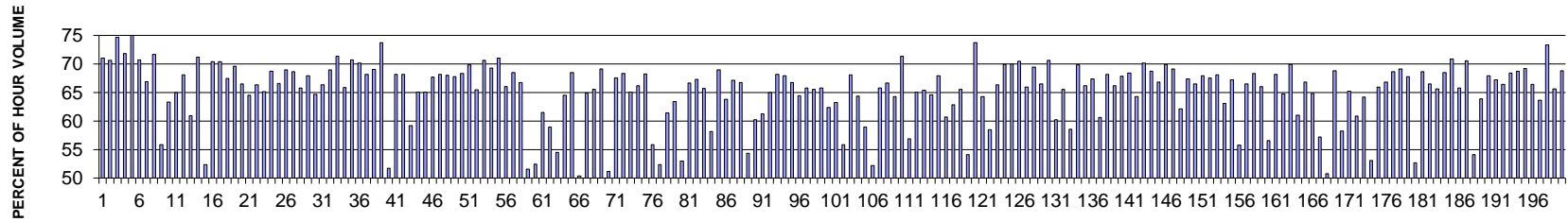
MO	DY	YR	DAY OF WK	HR	HR VOL	PERCENT OF AADT	HOUR NUMBER	AADT	NORTH VOLUME	SOUTH VOLUME	PERCENT NORTH IS OF TOTAL VOLUME	PERCENT SOUTH IS OF TOTAL VOLUME
6	30	15	3	15	34	10.59	162	321	11	23	32.35	67.65
7	1	15	4	12	34	10.59	163	321	15	19	44.12	55.88
7	2	15	5	11	34	10.59	164	321	10	24	29.41	70.59
7	3	15	6	11	34	10.59	165	321	16	18	47.06	52.94
7	4	15	7	13	34	10.59	166	321	22	12	64.71	35.29
7	5	15	1	17	34	10.59	167	321	14	20	41.18	58.82
7	10	15	6	17	34	10.59	168	321	17	17	50.00	50.00
7	15	15	4	12	34	10.59	169	321	12	22	35.29	64.71
7	23	15	5	17	34	10.59	170	321	14	20	41.18	58.82
7	25	15	7	11	34	10.59	171	321	12	22	35.29	64.71
7	25	15	7	12	34	10.59	172	321	13	21	38.24	61.76
7	28	15	3	14	34	10.59	173	321	15	19	44.12	55.88
8	5	15	4	11	34	10.59	174	321	10	24	29.41	70.59
8	6	15	5	17	34	10.59	175	321	13	21	38.24	61.76
8	9	15	1	14	34	10.59	176	321	9	25	26.47	73.53
8	21	15	6	17	34	10.59	177	321	15	19	44.12	55.88
9	19	15	7	12	34	10.59	178	321	21	13	61.76	38.24
9	24	15	5	16	34	10.59	179	321	12	22	35.29	64.71
10	9	15	6	17	34	10.59	180	321	17	17	50.00	50.00
10	15	15	5	16	34	10.59	181	321	16	18	47.06	52.94
10	22	15	5	16	34	10.59	182	321	15	19	44.12	55.88
10	23	15	6	16	34	10.59	183	321	24	10	70.59	29.41
12	16	15	4	17	34	10.59	184	321	19	15	55.88	44.12
12	31	15	5	15	34	10.59	185	321	19	15	55.88	44.12
2	3	15	3	17	33	10.28	186	321	24	9	72.73	27.27
2	5	15	5	12	33	10.28	187	321	22	11	66.67	33.33
2	9	15	2	15	33	10.28	188	321	16	17	48.48	51.52
2	12	15	5	15	33	10.28	189	321	19	14	57.58	42.42
2	13	15	6	15	33	10.28	190	321	17	16	51.52	48.48
2	23	15	2	11	33	10.28	191	321	16	17	48.48	51.52
2	25	15	4	15	33	10.28	192	321	16	17	48.48	51.52
3	5	15	5	16	33	10.28	193	321	16	17	48.48	51.52
3	25	15	4	16	33	10.28	194	321	17	16	51.52	48.48
4	16	15	5	16	33	10.28	195	321	13	20	39.39	60.61
4	20	15	2	15	33	10.28	196	321	17	16	51.52	48.48
5	6	15	4	7	33	10.28	197	321	26	7	78.79	21.21
5	7	15	5	12	33	10.28	198	321	14	19	42.42	57.58
5	18	15	2	12	33	10.28	199	321	18	15	54.55	45.45
5	22	15	6	17	33	10.28	200	321	20	13	60.61	39.39

**SR 002 MP 301.40 CHATTAROY ADC SITE P28
K FOR PEAK 200 HOURS OF 2015**



AADT= 16926 K 30 FACTOR= 10.55 K 100 FACTOR= 9.68 K 200 FACTOR= 9.29 D 30 FACTOR= 64.67

**SR 002 MP 301.40 CHATTAROY ADC SITE P28
D % IN THE PEAK 200 HOURS OF 2015**



MO	DY	YR	DAY OF WK	HR	HR VOL	PERCENT OF AADT	HOUR NUMBER	AADT	EAST VOLUME	WEST VOLUME	PERCENT EAST IS OF TOTAL VOLUME	PERCENT WEST IS OF TOTAL VOLUME
5	22	15	6	17	1,980	11.70	1	16,926	1,407	573	71.06	28.94
8	14	15	6	17	1,912	11.30	2	16,926	1,350	562	70.61	29.39
5	22	15	6	18	1,911	11.29	3	16,926	1,427	484	74.67	25.33
8	7	15	6	18	1,897	11.21	4	16,926	1,363	534	71.85	28.15
9	4	15	6	18	1,887	11.15	5	16,926	1,415	472	74.99	25.01
9	4	15	6	17	1,886	11.14	6	16,926	1,334	552	70.73	29.27
7	5	15	1	16	1,884	11.13	7	16,926	624	1,260	33.12	66.88
6	26	15	6	17	1,875	11.08	8	16,926	1,343	532	71.63	28.37
6	5	15	6	16	1,869	11.04	9	16,926	1,044	825	55.86	44.14
7	5	15	1	14	1,863	11.01	10	16,926	684	1,179	36.71	63.29
6	5	15	6	17	1,862	11.00	11	16,926	1,210	652	64.98	35.02
8	14	15	6	18	1,861	10.99	12	16,926	1,267	594	68.08	31.92
7	3	15	6	12	1,860	10.99	13	16,926	1,134	726	60.97	39.03

MO	DY	YR	DAY OF WK	HR	HR VOL	PERCENT OF AADT	HOUR NUMBER	AADT	EAST VOLUME	WEST VOLUME	PERCENT EAST IS OF TOTAL VOLUME	PERCENT WEST IS OF TOTAL VOLUME
7	31	15	6	18	1,841	10.88	14	16,926	1,311	530	71.21	28.79
8	1	15	7	12	1,837	10.85	15	16,926	962	875	52.37	47.63
7	24	15	6	17	1,836	10.85	16	16,926	1,293	543	70.42	29.58
7	24	15	6	18	1,830	10.81	17	16,926	1,288	542	70.38	29.62
7	31	15	6	17	1,826	10.79	18	16,926	1,231	595	67.42	32.58
7	17	15	6	18	1,824	10.78	19	16,926	1,269	555	69.57	30.43
5	22	15	6	16	1,816	10.73	20	16,926	1,207	609	66.46	33.54
7	3	15	6	13	1,816	10.73	21	16,926	1,172	644	64.54	35.46
7	17	15	6	17	1,810	10.69	22	16,926	1,201	609	66.35	33.65
10	16	15	6	17	1,809	10.69	23	16,926	1,179	630	65.17	34.83
5	29	15	6	18	1,805	10.66	24	16,926	1,240	565	68.70	31.30
7	5	15	1	15	1,797	10.62	25	16,926	601	1,196	33.44	66.56
10	16	15	6	18	1,796	10.61	26	16,926	1,238	558	68.93	31.07
8	7	15	6	17	1,794	10.60	27	16,926	1,232	562	68.67	31.33
10	23	15	6	17	1,793	10.59	28	16,926	1,179	614	65.76	34.24
9	11	15	6	17	1,787	10.56	29	16,926	1,214	573	67.94	32.06
10	2	15	6	17	1,786	10.55	30	16,926	1,155	631	64.67	35.33
5	1	15	6	17	1,783	10.53	31	16,926	1,183	600	66.35	33.65
6	5	15	6	18	1,782	10.53	32	16,926	1,229	553	68.97	31.03
7	2	15	5	17	1,782	10.53	33	16,926	1,272	510	71.38	28.62
7	3	15	6	14	1,782	10.53	34	16,926	1,173	609	65.82	34.18
6	19	15	6	18	1,780	10.52	35	16,926	1,258	522	70.67	29.33
9	18	15	6	18	1,770	10.46	36	16,926	1,242	528	70.17	29.83
7	10	15	6	18	1,769	10.45	37	16,926	1,206	563	68.17	31.83
9	11	15	6	18	1,768	10.45	38	16,926	1,221	547	69.06	30.94
7	2	15	5	18	1,760	10.40	39	16,926	1,297	463	73.69	26.31
7	18	15	7	12	1,760	10.40	40	16,926	850	910	48.30	51.70
6	19	15	6	17	1,752	10.35	41	16,926	1,194	558	68.15	31.85
6	26	15	6	18	1,751	10.35	42	16,926	1,193	558	68.13	31.87
7	3	15	6	11	1,750	10.34	43	16,926	1,036	714	59.20	40.80
5	15	15	6	17	1,742	10.29	44	16,926	1,134	608	65.10	34.90
5	8	15	6	17	1,736	10.26	45	16,926	1,129	607	65.03	34.97
9	25	15	6	18	1,728	10.21	46	16,926	1,169	559	67.65	32.35
7	3	15	6	15	1,727	10.20	47	16,926	1,177	550	68.15	31.85
7	10	15	6	17	1,718	10.15	48	16,926	1,168	550	67.99	32.01
5	1	15	6	18	1,717	10.14	49	16,926	1,163	554	67.73	32.27
7	5	15	1	13	1,713	10.12	50	16,926	543	1,170	31.70	68.30
7	29	15	4	18	1,712	10.11	51	16,926	1,196	516	69.86	30.14
6	12	15	6	17	1,710	10.10	52	16,926	1,119	591	65.44	34.56
7	5	15	1	12	1,710	10.10	53	16,926	502	1,208	29.36	70.64
5	25	15	2	14	1,706	10.08	54	16,926	524	1,182	30.72	69.28
6	12	15	6	18	1,705	10.07	55	16,926	1,211	494	71.03	28.97
7	24	15	6	16	1,705	10.07	56	16,926	1,126	579	66.04	33.96
10	9	15	6	18	1,705	10.07	57	16,926	1,167	538	68.45	31.55
10	2	15	6	18	1,697	10.03	58	16,926	1,133	564	66.76	33.24

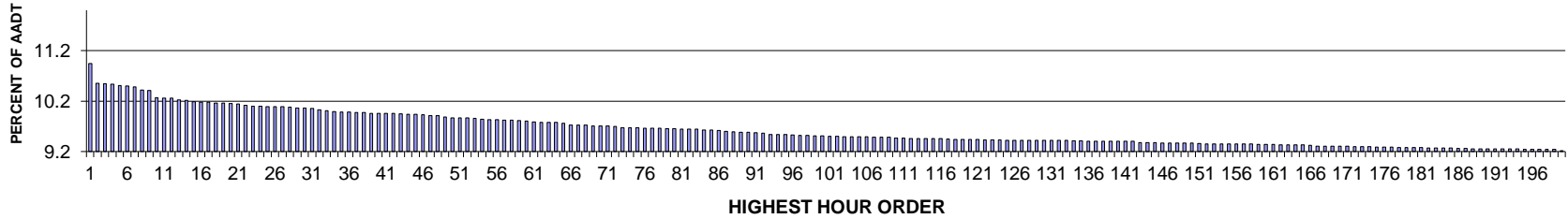
MO	DY	YR	DAY OF WK	HR	HR VOL	PERCENT OF AADT	HOUR NUMBER	AADT	EAST VOLUME	WEST VOLUME	PERCENT EAST IS OF TOTAL VOLUME	PERCENT WEST IS OF TOTAL VOLUME
8	8	15	7	12	1,696	10.02	59	16,926	821	875	48.41	51.59
8	9	15	1	14	1,696	10.02	60	16,926	807	889	47.58	52.42
9	11	15	6	16	1,694	10.01	61	16,926	1,041	653	61.45	38.55
10	2	15	6	16	1,692	10.00	62	16,926	998	694	58.98	41.02
8	1	15	7	13	1,689	9.98	63	16,926	921	768	54.53	45.47
8	7	15	6	16	1,686	9.96	64	16,926	1,088	598	64.53	35.47
8	28	15	6	17	1,682	9.94	65	16,926	1,152	530	68.49	31.51
8	15	15	7	12	1,681	9.93	66	16,926	835	846	49.67	50.33
7	17	15	6	16	1,680	9.93	67	16,926	1,091	589	64.94	35.06
5	29	15	6	17	1,679	9.92	68	16,926	1,101	578	65.57	34.43
7	1	15	4	18	1,679	9.92	69	16,926	1,161	518	69.15	30.85
8	8	15	7	13	1,677	9.91	70	16,926	858	819	51.16	48.84
5	8	15	6	18	1,674	9.89	71	16,926	1,130	544	67.50	32.50
7	16	15	5	18	1,668	9.85	72	16,926	1,140	528	68.35	31.65
7	16	15	5	17	1,666	9.84	73	16,926	1,084	582	65.07	34.93
10	9	15	6	17	1,666	9.84	74	16,926	1,102	564	66.15	33.85
8	5	15	4	18	1,665	9.84	75	16,926	1,136	529	68.23	31.77
8	9	15	1	16	1,665	9.84	76	16,926	735	930	44.14	55.86
7	25	15	7	12	1,664	9.83	77	16,926	793	871	47.66	52.34
7	26	15	1	17	1,662	9.82	78	16,926	641	1,021	38.57	61.43
7	9	15	5	17	1,661	9.81	79	16,926	1,053	608	63.40	36.60
8	15	15	7	13	1,661	9.81	80	16,926	880	781	52.98	47.02
4	17	15	6	17	1,658	9.80	81	16,926	1,105	553	66.65	33.35
10	23	15	6	18	1,658	9.80	82	16,926	1,116	542	67.31	32.69
7	23	15	5	17	1,656	9.78	83	16,926	1,088	568	65.70	34.30
5	29	15	6	16	1,655	9.78	84	16,926	962	693	58.13	41.87
7	9	15	5	18	1,655	9.78	85	16,926	1,141	514	68.94	31.06
9	25	15	6	17	1,653	9.77	86	16,926	1,055	598	63.82	36.18
6	24	15	4	18	1,652	9.76	87	16,926	1,109	543	67.13	32.87
7	15	15	4	18	1,652	9.76	88	16,926	1,103	549	66.77	33.23
7	26	15	1	14	1,652	9.76	89	16,926	755	897	45.70	54.30
5	1	15	6	16	1,650	9.75	90	16,926	993	657	60.18	39.82
10	16	15	6	16	1,650	9.75	91	16,926	1,011	639	61.27	38.73
8	14	15	6	16	1,649	9.74	92	16,926	1,072	577	65.01	34.99
8	28	15	6	18	1,649	9.74	93	16,926	1,124	525	68.16	31.84
7	22	15	4	18	1,646	9.72	94	16,926	1,118	528	67.92	32.08
7	31	15	6	16	1,646	9.72	95	16,926	1,098	548	66.71	33.29
7	10	15	6	16	1,643	9.71	96	16,926	1,058	585	64.39	35.61
7	3	15	6	16	1,641	9.70	97	16,926	1,079	562	65.75	34.25
8	10	15	2	18	1,641	9.70	98	16,926	1,076	565	65.57	34.43
5	15	15	6	18	1,639	9.68	99	16,926	1,078	561	65.77	34.23
6	12	15	6	16	1,638	9.68	100	16,926	1,021	617	62.33	37.67
8	20	15	5	17	1,636	9.67	101	16,926	1,034	602	63.20	36.80
7	26	15	1	16	1,635	9.66	102	16,926	722	913	44.16	55.84
8	13	15	5	18	1,634	9.65	103	16,926	1,112	522	68.05	31.95

MO	DY	YR	DAY OF WK	HR	HR VOL	PERCENT OF AADT	HOUR NUMBER	AADT	EAST VOLUME	WEST VOLUME	PERCENT EAST IS OF TOTAL VOLUME	PERCENT WEST IS OF TOTAL VOLUME
8	21	15	6	16	1,634	9.65	104	16,926	1,052	582	64.38	35.62
5	23	15	7	12	1,633	9.65	105	16,926	962	671	58.91	41.09
8	9	15	1	15	1,632	9.64	106	16,926	780	852	47.79	52.21
9	4	15	6	16	1,630	9.63	107	16,926	1,072	558	65.77	34.23
9	7	15	2	14	1,630	9.63	108	16,926	543	1,087	33.31	66.69
12	11	15	6	17	1,630	9.63	109	16,926	1,047	583	64.23	35.77
7	5	15	1	17	1,628	9.62	110	16,926	466	1,162	28.62	71.38
8	2	15	1	16	1,628	9.62	111	16,926	702	926	43.12	56.88
8	5	15	4	17	1,628	9.62	112	16,926	1,059	569	65.05	34.95
10	6	15	3	17	1,628	9.62	113	16,926	1,065	563	65.42	34.58
11	6	15	6	17	1,628	9.62	114	16,926	1,051	577	64.56	35.44
9	16	15	4	18	1,626	9.61	115	16,926	1,105	521	67.96	32.04
9	18	15	6	16	1,625	9.60	116	16,926	986	639	60.68	39.32
6	19	15	6	16	1,624	9.59	117	16,926	1,020	604	62.81	37.19
8	13	15	5	17	1,624	9.59	118	16,926	1,064	560	65.52	34.48
8	16	15	1	14	1,624	9.59	119	16,926	746	878	45.94	54.06
5	22	15	6	19	1,623	9.59	120	16,926	1,197	426	73.75	26.25
11	4	15	4	17	1,623	9.59	121	16,926	1,043	580	64.26	35.74
5	15	15	6	16	1,622	9.58	122	16,926	948	674	58.45	41.55
7	22	15	4	17	1,622	9.58	123	16,926	1,076	546	66.34	33.66
7	23	15	5	18	1,620	9.57	124	16,926	1,133	487	69.94	30.06
7	30	15	5	18	1,620	9.57	125	16,926	1,134	486	70.00	30.00
9	8	15	3	18	1,620	9.57	126	16,926	1,141	479	70.43	29.57
9	10	15	5	17	1,618	9.56	127	16,926	1,067	551	65.95	34.05
8	21	15	6	18	1,617	9.55	128	16,926	1,123	494	69.45	30.55
11	23	15	2	17	1,617	9.55	129	16,926	1,075	542	66.48	33.52
6	17	15	4	18	1,616	9.55	130	16,926	1,141	475	70.61	29.39
7	6	15	2	17	1,615	9.54	131	16,926	972	643	60.19	39.81
9	30	15	4	18	1,615	9.54	132	16,926	1,059	556	65.57	34.43
8	16	15	1	12	1,614	9.54	133	16,926	669	945	41.45	58.55
9	10	15	5	18	1,613	9.53	134	16,926	1,126	487	69.81	30.19
9	3	15	5	18	1,611	9.52	135	16,926	1,066	545	66.17	33.83
9	18	15	6	17	1,611	9.52	136	16,926	1,085	526	67.35	32.65
10	9	15	6	16	1,611	9.52	137	16,926	976	635	60.58	39.42
6	11	15	5	18	1,610	9.51	138	16,926	1,098	512	68.20	31.80
7	27	15	2	17	1,610	9.51	139	16,926	1,065	545	66.15	33.85
8	21	15	6	17	1,609	9.51	140	16,926	1,092	517	67.87	32.13
9	24	15	5	18	1,609	9.51	141	16,926	1,100	509	68.37	31.63
9	8	15	3	17	1,608	9.50	142	16,926	1,033	575	64.24	35.76
8	6	15	5	18	1,606	9.49	143	16,926	1,127	479	70.17	29.83
6	16	15	3	18	1,605	9.48	144	16,926	1,103	502	68.72	31.28
6	26	15	6	16	1,604	9.48	145	16,926	1,072	532	66.83	33.17
8	18	15	3	18	1,604	9.48	146	16,926	1,122	482	69.95	30.05
8	26	15	4	18	1,604	9.48	147	16,926	1,108	496	69.08	30.92
9	7	15	2	15	1,604	9.48	148	16,926	608	996	37.91	62.09

MO	DY	YR	DAY OF WK	HR	HR VOL	PERCENT OF AADT	HOUR NUMBER	AADT	EAST VOLUME	WEST VOLUME	PERCENT EAST IS OF TOTAL VOLUME	PERCENT WEST IS OF TOTAL VOLUME
10	14	15	4	18	1,604	9.48	149	16,926	1,080	524	67.33	32.67
8	6	15	5	17	1,603	9.47	150	16,926	1,066	537	66.50	33.50
8	19	15	4	18	1,603	9.47	151	16,926	1,089	514	67.94	32.06
7	8	15	4	18	1,602	9.46	152	16,926	1,082	520	67.54	32.46
10	13	15	3	17	1,600	9.45	153	16,926	1,089	511	68.06	31.94
5	22	15	6	15	1,599	9.45	154	16,926	1,009	590	63.10	36.90
5	25	15	2	15	1,599	9.45	155	16,926	524	1,075	32.77	67.23
8	1	15	7	11	1,598	9.44	156	16,926	891	707	55.76	44.24
11	13	15	6	17	1,598	9.44	157	16,926	1,063	535	66.52	33.48
6	18	15	5	18	1,596	9.43	158	16,926	1,091	505	68.36	31.64
6	24	15	4	17	1,596	9.43	159	16,926	1,053	543	65.98	34.02
7	18	15	7	13	1,595	9.42	160	16,926	902	693	56.55	43.45
4	17	15	6	18	1,593	9.41	161	16,926	1,086	507	68.17	31.83
7	15	15	4	17	1,593	9.41	162	16,926	1,032	561	64.78	35.22
6	4	15	5	18	1,592	9.41	163	16,926	1,113	479	69.91	30.09
8	14	15	6	15	1,592	9.41	164	16,926	971	621	60.99	39.01
10	30	15	6	17	1,592	9.41	165	16,926	1,064	528	66.83	33.17
8	11	15	3	17	1,591	9.40	166	16,926	1,031	560	64.80	35.20
5	8	15	6	16	1,590	9.39	167	16,926	909	681	57.17	42.83
7	18	15	7	11	1,590	9.39	168	16,926	807	783	50.75	49.25
4	30	15	5	18	1,589	9.39	169	16,926	1,093	496	68.79	31.21
8	9	15	1	13	1,589	9.39	170	16,926	664	925	41.79	58.21
6	18	15	5	17	1,587	9.38	171	16,926	1,035	552	65.22	34.78
9	25	15	6	16	1,587	9.38	172	16,926	966	621	60.87	39.13
10	22	15	5	17	1,587	9.38	173	16,926	1,018	569	64.15	35.85
6	21	15	1	14	1,586	9.37	174	16,926	842	744	53.09	46.91
8	10	15	2	17	1,586	9.37	175	16,926	1,046	540	65.95	34.05
8	12	15	4	18	1,586	9.37	176	16,926	1,060	526	66.83	33.17
8	27	15	5	18	1,586	9.37	177	16,926	1,089	497	68.66	31.34
6	22	15	2	18	1,585	9.36	178	16,926	1,096	489	69.15	30.85
11	6	15	6	18	1,585	9.36	179	16,926	1,074	511	67.76	32.24
8	2	15	1	15	1,584	9.36	180	16,926	750	834	47.35	52.65
7	14	15	3	18	1,583	9.35	181	16,926	1,086	497	68.60	31.40
10	8	15	5	17	1,583	9.35	182	16,926	1,052	531	66.46	33.54
3	13	15	6	17	1,582	9.35	183	16,926	1,038	544	65.61	34.39
7	3	15	6	17	1,582	9.35	184	16,926	1,083	499	68.46	31.54
7	27	15	2	18	1,582	9.35	185	16,926	1,121	461	70.86	29.14
8	12	15	4	17	1,582	9.35	186	16,926	1,041	541	65.80	34.20
9	28	15	2	18	1,582	9.35	187	16,926	1,116	466	70.54	29.46
7	19	15	1	16	1,581	9.34	188	16,926	726	855	45.92	54.08
10	15	15	5	17	1,581	9.34	189	16,926	1,010	571	63.88	36.12
7	1	15	4	17	1,579	9.33	190	16,926	1,072	507	67.89	32.11
6	30	15	3	18	1,578	9.32	191	16,926	1,061	517	67.24	32.76
7	30	15	5	17	1,578	9.32	192	16,926	1,048	530	66.41	33.59
10	7	15	4	18	1,575	9.31	193	16,926	1,077	498	68.38	31.62

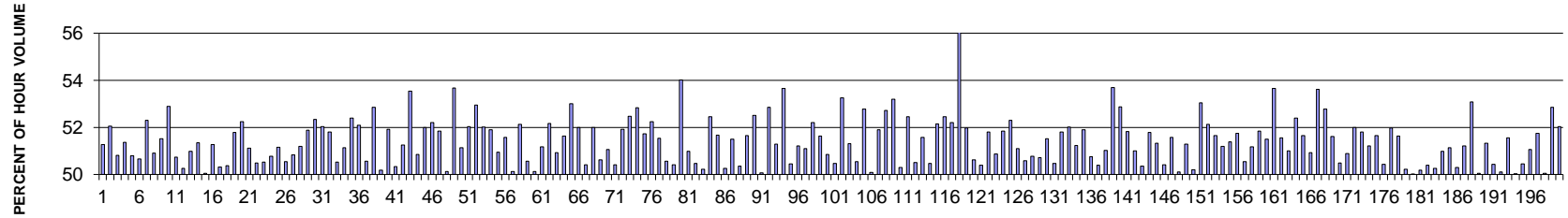
MO	DY	YR	DAY OF WK	HR	HR VOL	PERCENT OF AADT	HOUR NUMBER	AADT	EAST VOLUME	WEST VOLUME	PERCENT EAST IS OF TOTAL VOLUME	PERCENT WEST IS OF TOTAL VOLUME
7	21	15	3	18	1,574	9.30	194	16,926	1,081	493	68.68	31.32
10	6	15	3	18	1,574	9.30	195	16,926	1,089	485	69.19	30.81
11	10	15	3	17	1,574	9.30	196	16,926	1,046	528	66.45	33.55
4	3	15	6	17	1,573	9.29	197	16,926	1,001	572	63.64	36.36
5	25	15	2	13	1,573	9.29	198	16,926	419	1,154	26.64	73.36
9	24	15	5	17	1,573	9.29	199	16,926	1,032	541	65.61	34.39
5	6	15	4	18	1,572	9.29	200	16,926	1,082	490	68.83	31.17

**SR 082 MP 34.02 YAKIMA ADC SITE P29
K FOR PEAK 200 HOURS OF 2015**



AADT= 49709 K 30 FACTOR= 10.06 K 100 FACTOR= 9.51 K 200 FACTOR= 9.22 D 30 FACTOR= 52.33

**SR 082 MP 34.02 YAKIMA ADC SITE P29
D % IN THE PEAK 200 HOURS OF 2015**



MO	DY	YR	DAY OF WK	HR	HR VOL	PERCENT OF AADT	HOUR NUMBER	AADT	EAST VOLUME	WEST VOLUME	PERCENT EAST IS OF TOTAL VOLUME	PERCENT WEST IS OF TOTAL VOLUME
10	2	15	6	17	5,440	10.94	1	49,709	2,789	2,651	51.27	48.73
10	2	15	6	18	5,244	10.55	2	49,709	2,730	2,514	52.06	47.94
11	6	15	6	17	5,239	10.54	3	49,709	2,577	2,662	49.19	50.81
5	1	15	6	17	5,234	10.53	4	49,709	2,546	2,688	48.64	51.36
5	8	15	6	17	5,222	10.51	5	49,709	2,569	2,653	49.20	50.80
10	9	15	6	17	5,217	10.50	6	49,709	2,574	2,643	49.34	50.66
9	11	15	6	17	5,209	10.48	7	49,709	2,485	2,724	47.71	52.29
9	4	15	6	17	5,178	10.42	8	49,709	2,542	2,636	49.09	50.91
5	15	15	6	17	5,176	10.41	9	49,709	2,510	2,666	48.49	51.51
11	25	15	4	17	5,106	10.27	10	49,709	2,701	2,405	52.90	47.10
6	19	15	6	16	5,100	10.26	11	49,709	2,513	2,587	49.27	50.73
6	19	15	6	18	5,098	10.26	12	49,709	2,562	2,536	50.26	49.74
9	25	15	6	17	5,081	10.22	13	49,709	2,591	2,490	50.99	49.01
5	29	15	6	17	5,073	10.21	14	49,709	2,468	2,605	48.65	51.35

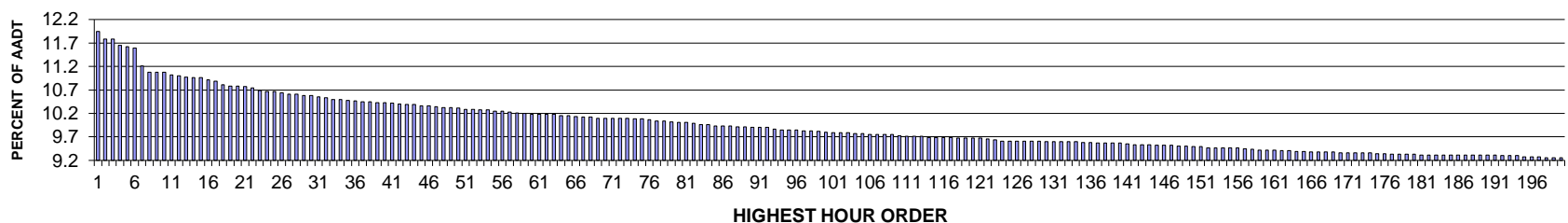
MO	DY	YR	DAY OF WK	HR	HR VOL	PERCENT OF AADT	HOUR NUMBER	AADT	EAST VOLUME	WEST VOLUME	PERCENT EAST IS OF TOTAL VOLUME	PERCENT WEST IS OF TOTAL VOLUME
8	28	15	6	17	5,067	10.19	15	49,709	2,536	2,531	50.05	49.95
9	18	15	6	18	5,061	10.18	16	49,709	2,595	2,466	51.27	48.73
11	13	15	6	17	5,059	10.18	17	49,709	2,545	2,514	50.31	49.69
9	11	15	6	18	5,052	10.16	18	49,709	2,545	2,507	50.38	49.62
9	10	15	5	17	5,049	10.16	19	49,709	2,615	2,434	51.79	48.21
4	10	15	6	17	5,045	10.15	20	49,709	2,409	2,636	47.75	52.25
9	3	15	5	17	5,039	10.14	21	49,709	2,463	2,576	48.88	51.12
6	19	15	6	17	5,031	10.12	22	49,709	2,540	2,491	50.49	49.51
6	5	15	6	17	5,023	10.10	23	49,709	2,538	2,485	50.53	49.47
9	18	15	6	17	5,019	10.10	24	49,709	2,471	2,548	49.23	50.77
9	18	15	6	16	5,018	10.09	25	49,709	2,451	2,567	48.84	51.16
11	20	15	6	17	5,016	10.09	26	49,709	2,481	2,535	49.46	50.54
5	22	15	6	17	5,015	10.09	27	49,709	2,466	2,549	49.17	50.83
10	1	15	5	17	5,011	10.08	28	49,709	2,446	2,565	48.81	51.19
9	25	15	6	18	5,002	10.06	29	49,709	2,595	2,407	51.88	48.12
9	10	15	5	18	5,001	10.06	30	49,709	2,617	2,384	52.33	47.67
8	14	15	6	16	4,998	10.05	31	49,709	2,397	2,601	47.96	52.04
10	30	15	6	17	4,984	10.03	32	49,709	2,402	2,582	48.19	51.81
7	24	15	6	17	4,976	10.01	33	49,709	2,514	2,462	50.52	49.48
9	4	15	6	18	4,964	9.99	34	49,709	2,538	2,426	51.13	48.87
9	25	15	6	16	4,960	9.98	35	49,709	2,361	2,599	47.60	52.40
10	30	15	6	18	4,959	9.98	36	49,709	2,583	2,376	52.09	47.91
10	2	15	6	16	4,956	9.97	37	49,709	2,450	2,506	49.44	50.56
6	5	15	6	18	4,955	9.97	38	49,709	2,619	2,336	52.86	47.14
8	21	15	6	17	4,953	9.96	39	49,709	2,467	2,486	49.81	50.19
5	22	15	6	16	4,951	9.96	40	49,709	2,381	2,570	48.09	51.91
4	24	15	6	17	4,950	9.96	41	49,709	2,458	2,492	49.66	50.34
10	9	15	6	18	4,950	9.96	42	49,709	2,537	2,413	51.25	48.75
9	4	15	6	16	4,947	9.95	43	49,709	2,299	2,648	46.47	53.53
6	12	15	6	18	4,942	9.94	44	49,709	2,429	2,513	49.15	50.85
9	3	15	5	18	4,941	9.94	45	49,709	2,569	2,372	51.99	48.01
5	1	15	6	16	4,934	9.93	46	49,709	2,358	2,576	47.79	52.21
2	13	15	6	17	4,928	9.91	47	49,709	2,373	2,555	48.15	51.85
8	14	15	6	17	4,927	9.91	48	49,709	2,457	2,470	49.87	50.13
9	11	15	6	16	4,913	9.88	49	49,709	2,276	2,637	46.33	53.67
11	6	15	6	16	4,906	9.87	50	49,709	2,397	2,509	48.86	51.14
5	15	15	6	16	4,904	9.87	51	49,709	2,352	2,552	47.96	52.04
5	21	15	5	17	4,904	9.87	52	49,709	2,308	2,596	47.06	52.94
10	23	15	6	17	4,901	9.86	53	49,709	2,352	2,549	47.99	52.01
5	8	15	6	16	4,893	9.84	54	49,709	2,354	2,539	48.11	51.89
9	24	15	5	17	4,885	9.83	55	49,709	2,396	2,489	49.05	50.95
10	9	15	6	16	4,884	9.83	56	49,709	2,365	2,519	48.42	51.58
6	12	15	6	17	4,882	9.82	57	49,709	2,447	2,435	50.12	49.88
7	17	15	6	16	4,880	9.82	58	49,709	2,336	2,544	47.87	52.13
5	22	15	6	18	4,878	9.81	59	49,709	2,467	2,411	50.57	49.43
8	7	15	6	17	4,869	9.80	60	49,709	2,441	2,428	50.13	49.87
10	8	15	5	17	4,868	9.79	61	49,709	2,377	2,491	48.83	51.17
3	20	15	6	17	4,862	9.78	62	49,709	2,326	2,536	47.84	52.16
4	10	15	6	18	4,862	9.78	63	49,709	2,476	2,386	50.93	49.07

MO	DY	YR	DAY OF WK	HR	HR VOL	PERCENT OF AADT	HOUR NUMBER	AADT	EAST VOLUME	WEST VOLUME	PERCENT EAST IS OF TOTAL VOLUME	PERCENT WEST IS OF TOTAL VOLUME
12	11	15	6	17	4,861	9.78	64	49,709	2,351	2,510	48.36	51.64
6	4	15	5	17	4,851	9.76	65	49,709	2,280	2,571	47.00	53.00
3	13	15	6	17	4,834	9.72	66	49,709	2,321	2,513	48.01	51.99
6	19	15	6	15	4,833	9.72	67	49,709	2,396	2,437	49.58	50.42
6	5	15	6	16	4,831	9.72	68	49,709	2,319	2,512	48.00	52.00
9	8	15	3	17	4,829	9.71	69	49,709	2,384	2,445	49.37	50.63
4	17	15	6	17	4,826	9.71	70	49,709	2,362	2,464	48.94	51.06
11	25	15	4	15	4,825	9.71	71	49,709	2,392	2,433	49.58	50.42
9	17	15	5	17	4,823	9.70	72	49,709	2,319	2,504	48.08	51.92
6	11	15	5	18	4,809	9.67	73	49,709	2,285	2,524	47.52	52.48
8	7	15	6	16	4,809	9.67	74	49,709	2,268	2,541	47.16	52.84
7	24	15	6	16	4,807	9.67	75	49,709	2,321	2,486	48.28	51.72
7	10	15	6	16	4,804	9.66	76	49,709	2,294	2,510	47.75	52.25
7	24	15	6	15	4,801	9.66	77	49,709	2,327	2,474	48.47	51.53
10	5	15	2	17	4,800	9.66	78	49,709	2,427	2,373	50.56	49.44
4	10	15	6	16	4,797	9.65	79	49,709	2,379	2,418	49.59	50.41
11	13	15	6	16	4,796	9.65	80	49,709	2,205	2,591	45.98	54.02
11	6	15	6	18	4,794	9.64	81	49,709	2,444	2,350	50.98	49.02
7	10	15	6	17	4,793	9.64	82	49,709	2,374	2,419	49.53	50.47
9	17	15	5	18	4,790	9.64	83	49,709	2,384	2,406	49.77	50.23
5	29	15	6	16	4,787	9.63	84	49,709	2,276	2,511	47.55	52.45
8	14	15	6	15	4,786	9.63	85	49,709	2,313	2,473	48.33	51.67
5	29	15	6	18	4,783	9.62	86	49,709	2,379	2,404	49.74	50.26
2	13	15	6	18	4,772	9.60	87	49,709	2,315	2,457	48.51	51.49
7	17	15	6	17	4,769	9.59	88	49,709	2,368	2,401	49.65	50.35
7	17	15	6	15	4,763	9.58	89	49,709	2,303	2,460	48.35	51.65
5	21	15	5	18	4,762	9.58	90	49,709	2,262	2,500	47.50	52.50
3	13	15	6	18	4,757	9.57	91	49,709	2,375	2,382	49.93	50.07
6	12	15	6	16	4,751	9.56	92	49,709	2,240	2,511	47.15	52.85
8	20	15	5	17	4,743	9.54	93	49,709	2,311	2,432	48.72	51.28
5	28	15	5	17	4,742	9.54	94	49,709	2,198	2,544	46.35	53.65
11	25	15	4	14	4,740	9.54	95	49,709	2,349	2,391	49.56	50.44
10	22	15	5	17	4,738	9.53	96	49,709	2,311	2,427	48.78	51.22
5	8	15	6	18	4,734	9.52	97	49,709	2,419	2,315	51.10	48.90
2	20	15	6	17	4,730	9.52	98	49,709	2,261	2,469	47.80	52.20
6	18	15	5	17	4,729	9.51	99	49,709	2,287	2,442	48.36	51.64
10	8	15	5	18	4,728	9.51	100	49,709	2,324	2,404	49.15	50.85
4	17	15	6	16	4,723	9.50	101	49,709	2,340	2,383	49.54	50.46
8	27	15	5	17	4,721	9.50	102	49,709	2,207	2,514	46.75	53.25
8	19	15	4	17	4,719	9.49	103	49,709	2,298	2,421	48.70	51.30
9	9	15	4	17	4,717	9.49	104	49,709	2,333	2,384	49.46	50.54
10	23	15	6	16	4,717	9.49	105	49,709	2,228	2,489	47.23	52.77
3	20	15	6	18	4,716	9.49	106	49,709	2,362	2,354	50.08	49.92
8	28	15	6	16	4,713	9.48	107	49,709	2,267	2,446	48.10	51.90
6	11	15	5	17	4,712	9.48	108	49,709	2,228	2,484	47.28	52.72
8	17	15	2	17	4,712	9.48	109	49,709	2,205	2,507	46.80	53.20
8	7	15	6	18	4,706	9.47	110	49,709	2,367	2,339	50.30	49.70
3	6	15	6	17	4,705	9.47	111	49,709	2,237	2,468	47.55	52.45
5	1	15	6	18	4,703	9.46	112	49,709	2,328	2,375	49.50	50.50

MO	DY	YR	DAY OF WK	HR	HR VOL	PERCENT OF AADT	HOUR NUMBER	AADT	EAST VOLUME	WEST VOLUME	PERCENT EAST IS OF TOTAL VOLUME	PERCENT WEST IS OF TOTAL VOLUME
6	18	15	5	18	4,703	9.46	113	49,709	2,277	2,426	48.42	51.58
9	15	15	3	17	4,703	9.46	114	49,709	2,330	2,373	49.54	50.46
9	14	15	2	17	4,702	9.46	115	49,709	2,250	2,452	47.85	52.15
7	31	15	6	16	4,700	9.46	116	49,709	2,235	2,465	47.55	52.45
11	20	15	6	16	4,697	9.45	117	49,709	2,245	2,452	47.80	52.20
5	21	15	5	16	4,695	9.44	118	49,709	2,049	2,646	43.64	56.36
7	31	15	6	15	4,695	9.44	119	49,709	2,255	2,440	48.03	51.97
9	16	15	4	18	4,693	9.44	120	49,709	2,317	2,376	49.37	50.63
7	31	15	6	17	4,691	9.44	121	49,709	2,327	2,364	49.61	50.39
9	4	15	6	15	4,690	9.43	122	49,709	2,260	2,430	48.19	51.81
9	2	15	4	17	4,689	9.43	123	49,709	2,304	2,385	49.14	50.86
6	12	15	6	15	4,686	9.43	124	49,709	2,257	2,429	48.16	51.84
8	24	15	2	17	4,685	9.42	125	49,709	2,235	2,450	47.71	52.29
8	13	15	5	18	4,684	9.42	126	49,709	2,393	2,291	51.09	48.91
4	24	15	6	16	4,683	9.42	127	49,709	2,314	2,369	49.41	50.59
4	24	15	6	18	4,681	9.42	128	49,709	2,377	2,304	50.78	49.22
5	15	15	6	18	4,681	9.42	129	49,709	2,374	2,307	50.72	49.28
9	22	15	3	17	4,681	9.42	130	49,709	2,270	2,411	48.49	51.51
9	24	15	5	18	4,681	9.42	131	49,709	2,362	2,319	50.46	49.54
12	10	15	5	17	4,681	9.42	132	49,709	2,256	2,425	48.19	51.81
12	15	15	3	17	4,681	9.42	133	49,709	2,246	2,435	47.98	52.02
10	29	15	5	17	4,680	9.41	134	49,709	2,282	2,398	48.76	51.24
12	4	15	6	17	4,680	9.41	135	49,709	2,251	2,429	48.10	51.90
8	13	15	5	17	4,675	9.40	136	49,709	2,302	2,373	49.24	50.76
6	17	15	4	18	4,674	9.40	137	49,709	2,355	2,319	50.39	49.61
5	7	15	5	18	4,673	9.40	138	49,709	2,384	2,289	51.02	48.98
6	3	15	4	17	4,673	9.40	139	49,709	2,164	2,509	46.31	53.69
6	25	15	5	17	4,673	9.40	140	49,709	2,202	2,471	47.12	52.88
9	16	15	4	17	4,672	9.40	141	49,709	2,251	2,421	48.18	51.82
8	20	15	5	18	4,671	9.40	142	49,709	2,289	2,382	49.00	51.00
6	26	15	6	17	4,665	9.38	143	49,709	2,349	2,316	50.35	49.65
6	4	15	5	18	4,664	9.38	144	49,709	2,249	2,415	48.22	51.78
11	4	15	4	17	4,664	9.38	145	49,709	2,270	2,394	48.67	51.33
9	9	15	4	18	4,660	9.37	146	49,709	2,349	2,311	50.41	49.59
12	16	15	4	17	4,660	9.37	147	49,709	2,257	2,403	48.43	51.57
3	6	15	6	18	4,659	9.37	148	49,709	2,334	2,325	50.10	49.90
6	25	15	5	18	4,659	9.37	149	49,709	2,270	2,389	48.72	51.28
9	29	15	3	17	4,659	9.37	150	49,709	2,339	2,320	50.20	49.80
4	3	15	6	18	4,653	9.36	151	49,709	2,468	2,185	53.04	46.96
8	7	15	6	15	4,648	9.35	152	49,709	2,225	2,423	47.87	52.13
6	26	15	6	16	4,647	9.35	153	49,709	2,247	2,400	48.35	51.65
8	26	15	4	18	4,647	9.35	154	49,709	2,379	2,268	51.19	48.81
10	27	15	3	17	4,647	9.35	155	49,709	2,259	2,388	48.61	51.39
5	20	15	4	18	4,646	9.35	156	49,709	2,242	2,404	48.26	51.74
5	28	15	5	18	4,646	9.35	157	49,709	2,298	2,348	49.46	50.54
12	14	15	2	17	4,646	9.35	158	49,709	2,268	2,378	48.82	51.18
1	30	15	6	17	4,645	9.34	159	49,709	2,237	2,408	48.16	51.84
9	15	15	3	18	4,645	9.34	160	49,709	2,253	2,392	48.50	51.50
9	17	15	5	16	4,645	9.34	161	49,709	2,153	2,492	46.35	53.65

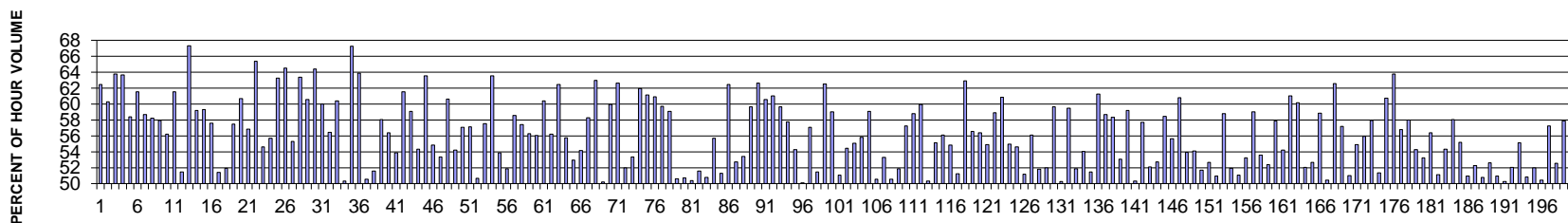
MO	DY	YR	DAY OF WK	HR	HR VOL	PERCENT OF AADT	HOUR NUMBER	AADT	EAST VOLUME	WEST VOLUME	PERCENT EAST IS OF TOTAL VOLUME	PERCENT WEST IS OF TOTAL VOLUME
8	10	15	2	17	4,640	9.33	162	49,709	2,248	2,392	48.45	51.55
9	1	15	3	18	4,640	9.33	163	49,709	2,367	2,273	51.01	48.99
4	9	15	5	17	4,638	9.33	164	49,709	2,208	2,430	47.61	52.39
8	26	15	4	17	4,638	9.33	165	49,709	2,242	2,396	48.34	51.66
5	7	15	5	17	4,633	9.32	166	49,709	2,274	2,359	49.08	50.92
7	23	15	5	17	4,629	9.31	167	49,709	2,147	2,482	46.38	53.62
5	14	15	5	17	4,627	9.31	168	49,709	2,185	2,442	47.22	52.78
8	6	15	5	17	4,627	9.31	169	49,709	2,239	2,388	48.39	51.61
8	31	15	2	18	4,626	9.31	170	49,709	2,291	2,335	49.52	50.48
11	25	15	4	16	4,626	9.31	171	49,709	2,272	2,354	49.11	50.89
10	21	15	4	17	4,623	9.30	172	49,709	2,219	2,404	48.00	52.00
6	3	15	4	18	4,622	9.30	173	49,709	2,228	2,394	48.20	51.80
8	28	15	6	18	4,622	9.30	174	49,709	2,255	2,367	48.79	51.21
4	16	15	5	17	4,620	9.29	175	49,709	2,234	2,386	48.35	51.65
7	24	15	6	18	4,620	9.29	176	49,709	2,330	2,290	50.43	49.57
11	3	15	3	17	4,620	9.29	177	49,709	2,219	2,401	48.03	51.97
3	27	15	6	16	4,615	9.28	178	49,709	2,232	2,383	48.36	51.64
8	21	15	6	18	4,614	9.28	179	49,709	2,317	2,297	50.22	49.78
9	8	15	3	18	4,613	9.28	180	49,709	2,306	2,307	49.99	50.01
9	21	15	2	18	4,611	9.28	181	49,709	2,297	2,314	49.82	50.18
6	24	15	4	18	4,609	9.27	182	49,709	2,286	2,323	49.60	50.40
6	26	15	6	15	4,609	9.27	183	49,709	2,293	2,316	49.75	50.25
10	22	15	5	18	4,608	9.27	184	49,709	2,259	2,349	49.02	50.98
11	5	15	5	17	4,606	9.27	185	49,709	2,251	2,355	48.87	51.13
10	20	15	3	17	4,604	9.26	186	49,709	2,288	2,316	49.70	50.30
10	30	15	6	16	4,602	9.26	187	49,709	2,245	2,357	48.78	51.22
11	12	15	5	17	4,600	9.25	188	49,709	2,158	2,442	46.91	53.09
5	22	15	6	15	4,599	9.25	189	49,709	2,302	2,297	50.05	49.95
9	21	15	2	17	4,599	9.25	190	49,709	2,239	2,360	48.68	51.32
6	23	15	3	18	4,598	9.25	191	49,709	2,319	2,279	50.43	49.57
8	17	15	2	18	4,598	9.25	192	49,709	2,304	2,294	50.11	49.89
4	9	15	5	18	4,597	9.25	193	49,709	2,227	2,370	48.44	51.56
7	17	15	6	18	4,597	9.25	194	49,709	2,300	2,297	50.03	49.97
7	9	15	5	18	4,595	9.24	195	49,709	2,277	2,318	49.55	50.45
9	23	15	4	17	4,595	9.24	196	49,709	2,249	2,346	48.94	51.06
4	30	15	5	17	4,593	9.24	197	49,709	2,216	2,377	48.25	51.75
7	16	15	5	18	4,592	9.24	198	49,709	2,294	2,298	49.96	50.04
8	21	15	6	16	4,591	9.24	199	49,709	2,427	2,164	52.86	47.14
3	20	15	6	16	4,582	9.22	200	49,709	2,198	2,384	47.97	52.03

**SR 027 MP 77.30 MICA ADC SITE P30
K FOR PEAK 200 HOURS OF 2015**



AADT= 6325 K 30 FACTOR= 10.58 K 100 FACTOR= 9.80 K 200 FACTOR= 9.26 D 30 FACTOR= 64.42

**SR 027 MP 77.30 MICA ADC SITE P30
D % IN THE PEAK 200 HOURS OF 2015**



MO	DY	YR	DAY OF WK	HR	HR VOL	PERCENT OF AADT	HOUR NUMBER	AADT	NORTH VOLUME	SOUTH VOLUME	PERCENT NORTH IS OF TOTAL VOLUME	PERCENT SOUTH IS OF TOTAL VOLUME
	9	4	15	6	18	756	1	6,325	284	472	37.57	62.43
	7	17	15	6	18	745	2	6,325	296	449	39.73	60.27
	9	4	15	6	17	745	3	6,325	270	475	36.24	63.76
	7	24	15	6	18	737	4	6,325	268	469	36.36	63.64
	10	2	15	6	18	735	5	6,325	306	429	41.63	58.37
	10	23	15	6	18	733	6	6,325	282	451	38.47	61.53
	9	4	15	6	16	709	7	6,325	293	416	41.33	58.67
	4	17	15	6	16	701	8	6,325	293	408	41.80	58.20
	9	18	15	6	18	701	9	6,325	295	406	42.08	57.92
	9	25	15	6	17	701	10	6,325	307	394	43.79	56.21
	8	14	15	6	18	697	11	6,325	268	429	38.45	61.55
	9	11	15	6	17	696	12	6,325	338	358	48.56	51.44
	8	28	15	6	18	694	13	6,325	227	467	32.71	67.29

MO	DY	YR	DAY OF WK	HR	HR VOL	PERCENT OF AADT	HOUR NUMBER	AADT	NORTH VOLUME	SOUTH VOLUME	PERCENT NORTH IS OF TOTAL VOLUME	PERCENT SOUTH IS OF TOTAL VOLUME
6	13	15	7	13	693	10.96	14	6,325	283	410	40.84	59.16
9	11	15	6	18	693	10.96	15	6,325	282	411	40.69	59.31
10	2	15	6	17	691	10.92	16	6,325	293	398	42.40	57.60
5	15	15	6	17	689	10.89	17	6,325	335	354	48.62	51.38
9	26	15	7	15	684	10.81	18	6,325	329	355	48.10	51.90
8	21	15	6	17	682	10.78	19	6,325	290	392	42.52	57.48
8	28	15	6	17	682	10.78	20	6,325	268	414	39.30	60.70
10	16	15	6	18	681	10.77	21	6,325	294	387	43.17	56.83
9	25	15	6	18	679	10.74	22	6,325	235	444	34.61	65.39
7	3	15	6	12	676	10.69	23	6,325	307	369	45.41	54.59
9	3	15	5	18	675	10.67	24	6,325	299	376	44.30	55.70
9	4	15	6	19	675	10.67	25	6,325	248	427	36.74	63.26
10	9	15	6	18	673	10.64	26	6,325	239	434	35.51	64.49
6	13	15	7	15	671	10.61	27	6,325	371	300	55.29	44.71
8	21	15	6	18	671	10.61	28	6,325	246	425	36.66	63.34
7	3	15	6	14	669	10.58	29	6,325	264	405	39.46	60.54
10	30	15	6	18	669	10.58	30	6,325	238	431	35.58	64.42
4	17	15	6	18	667	10.55	31	6,325	267	400	40.03	59.97
10	16	15	6	17	666	10.53	32	6,325	290	376	43.54	56.46
2	12	15	5	18	664	10.50	33	6,325	263	401	39.61	60.39
6	5	15	6	16	664	10.50	34	6,325	330	334	49.70	50.30
10	9	15	6	19	663	10.48	35	6,325	217	446	32.73	67.27
9	25	15	6	19	662	10.47	36	6,325	239	423	36.10	63.90
9	25	15	6	16	661	10.45	37	6,325	334	327	50.53	49.47
11	6	15	6	16	661	10.45	38	6,325	341	320	51.59	48.41
7	3	15	6	13	660	10.43	39	6,325	277	383	41.97	58.03
10	23	15	6	17	660	10.43	40	6,325	288	372	43.64	56.36
5	15	15	6	16	659	10.42	41	6,325	355	304	53.87	46.13
5	22	15	6	16	658	10.40	42	6,325	253	405	38.45	61.55
7	16	15	5	18	657	10.39	43	6,325	269	388	40.94	59.06
9	4	15	6	15	657	10.39	44	6,325	300	357	45.66	54.34
7	31	15	6	18	655	10.36	45	6,325	239	416	36.49	63.51
10	2	15	6	15	655	10.36	46	6,325	296	359	45.19	54.81
6	5	15	6	17	654	10.34	47	6,325	305	349	46.64	53.36
8	14	15	6	17	653	10.32	48	6,325	257	396	39.36	60.64
11	6	15	6	17	653	10.32	49	6,325	299	354	45.79	54.21
4	3	15	6	18	652	10.31	50	6,325	280	372	42.94	57.06
5	8	15	6	18	651	10.29	51	6,325	279	372	42.86	57.14
10	2	15	6	16	651	10.29	52	6,325	330	321	50.69	49.31
7	17	15	6	16	650	10.28	53	6,325	276	374	42.46	57.54
8	7	15	6	17	650	10.28	54	6,325	237	413	36.46	63.54
6	13	15	7	16	648	10.25	55	6,325	349	299	53.86	46.14
9	26	15	7	13	648	10.25	56	6,325	336	312	51.85	48.15
7	10	15	6	17	647	10.23	57	6,325	268	379	41.42	58.58
5	29	15	6	18	646	10.21	58	6,325	275	371	42.57	57.43

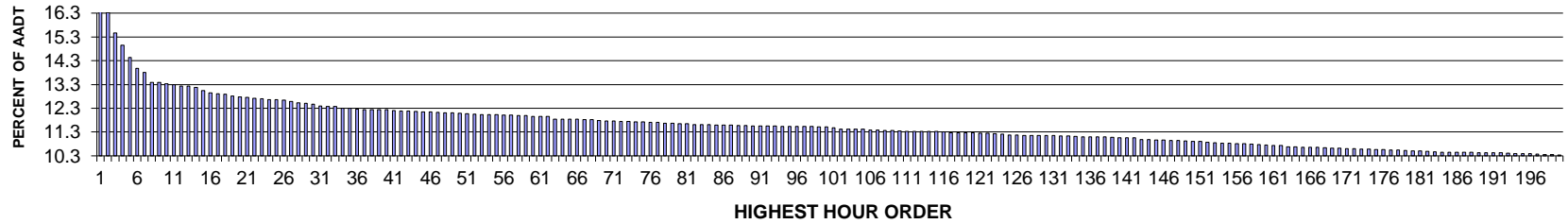
MO	DY	YR	DAY OF WK	HR	HR VOL	PERCENT OF AADT	HOUR NUMBER	AADT	NORTH VOLUME	SOUTH VOLUME	PERCENT NORTH IS OF TOTAL VOLUME	PERCENT SOUTH IS OF TOTAL VOLUME
3	13	15	6	18	645	10.20	59	6,325	282	363	43.72	56.28
4	3	15	6	16	644	10.18	60	6,325	283	361	43.94	56.06
5	1	15	6	18	644	10.18	61	6,325	255	389	39.60	60.40
5	2	15	7	16	644	10.18	62	6,325	362	282	56.21	43.79
9	16	15	4	18	644	10.18	63	6,325	242	402	37.58	62.42
7	16	15	5	17	642	10.15	64	6,325	284	358	44.24	55.76
9	18	15	6	16	642	10.15	65	6,325	302	340	47.04	52.96
10	1	15	5	18	641	10.13	66	6,325	294	347	45.87	54.13
5	15	15	6	18	640	10.12	67	6,325	267	373	41.72	58.28
7	3	15	6	16	640	10.12	68	6,325	237	403	37.03	62.97
3	20	15	6	16	639	10.10	69	6,325	321	318	50.23	49.77
6	5	15	6	18	639	10.10	70	6,325	256	383	40.06	59.94
7	24	15	6	17	639	10.10	71	6,325	239	400	37.40	62.60
9	25	15	6	15	639	10.10	72	6,325	332	307	51.96	48.04
10	9	15	6	17	639	10.10	73	6,325	298	341	46.64	53.36
3	20	15	6	18	638	10.09	74	6,325	243	395	38.09	61.91
7	10	15	6	18	638	10.09	75	6,325	248	390	38.87	61.13
5	22	15	6	17	637	10.07	76	6,325	249	388	39.09	60.91
7	3	15	6	15	635	10.04	77	6,325	256	379	40.31	59.69
10	30	15	6	17	635	10.04	78	6,325	260	375	40.94	59.06
9	26	15	7	17	634	10.02	79	6,325	313	321	49.37	50.63
5	1	15	6	16	633	10.01	80	6,325	321	312	50.71	49.29
10	16	15	6	16	633	10.01	81	6,325	319	314	50.39	49.61
5	8	15	6	16	632	9.99	82	6,325	326	306	51.58	48.42
3	13	15	6	16	630	9.96	83	6,325	310	320	49.21	50.79
3	26	15	5	18	630	9.96	84	6,325	279	351	44.29	55.71
3	27	15	6	16	628	9.93	85	6,325	306	322	48.73	51.27
7	2	15	5	17	628	9.93	86	6,325	236	392	37.58	62.42
11	20	15	6	17	628	9.93	87	6,325	297	331	47.29	52.71
5	29	15	6	17	627	9.91	88	6,325	292	335	46.57	53.43
10	20	15	3	16	627	9.91	89	6,325	253	374	40.35	59.65
3	5	15	5	18	626	9.90	90	6,325	234	392	37.38	62.62
5	21	15	5	18	626	9.90	91	6,325	247	379	39.46	60.54
6	4	15	5	18	626	9.90	92	6,325	244	382	38.98	61.02
6	19	15	6	18	624	9.87	93	6,325	252	372	40.38	59.62
6	19	15	6	16	623	9.85	94	6,325	263	360	42.22	57.78
6	19	15	6	17	623	9.85	95	6,325	285	338	45.75	54.25
9	12	15	7	15	623	9.85	96	6,325	312	311	50.08	49.92
5	7	15	5	18	622	9.83	97	6,325	267	355	42.93	57.07
9	26	15	7	14	622	9.83	98	6,325	320	302	51.45	48.55
6	12	15	6	18	621	9.82	99	6,325	233	388	37.52	62.48
9	10	15	5	17	620	9.80	100	6,325	254	366	40.97	59.03
4	30	15	5	18	619	9.79	101	6,325	303	316	48.95	51.05
9	18	15	6	17	619	9.79	102	6,325	282	337	45.56	54.44
10	15	15	5	18	619	9.79	103	6,325	278	341	44.91	55.09

MO	DY	YR	DAY OF WK	HR	HR VOL	PERCENT OF AADT	HOUR NUMBER	AADT	NORTH VOLUME	SOUTH VOLUME	PERCENT NORTH IS OF TOTAL VOLUME	PERCENT SOUTH IS OF TOTAL VOLUME
9	29	15	3	18	618	9.77	104	6,325	273	345	44.17	55.83
10	22	15	5	17	618	9.77	105	6,325	253	365	40.94	59.06
2	13	15	6	16	617	9.75	106	6,325	305	312	49.43	50.57
9	26	15	7	12	617	9.75	107	6,325	329	288	53.32	46.68
9	30	15	4	18	617	9.75	108	6,325	312	305	50.57	49.43
11	7	15	7	16	617	9.75	109	6,325	297	320	48.14	51.86
4	3	15	6	17	615	9.72	110	6,325	263	352	42.76	57.24
4	24	15	6	18	614	9.71	111	6,325	253	361	41.21	58.79
12	4	15	6	18	614	9.71	112	6,325	246	368	40.07	59.93
12	11	15	6	16	614	9.71	113	6,325	309	305	50.33	49.67
4	16	15	5	18	613	9.69	114	6,325	275	338	44.86	55.14
4	17	15	6	17	613	9.69	115	6,325	269	344	43.88	56.12
9	24	15	5	17	613	9.69	116	6,325	277	336	45.19	54.81
10	14	15	4	18	613	9.69	117	6,325	299	314	48.78	51.22
5	22	15	6	18	612	9.68	118	6,325	227	385	37.09	62.91
7	23	15	5	18	612	9.68	119	6,325	266	346	43.46	56.54
8	14	15	6	16	612	9.68	120	6,325	267	345	43.63	56.37
10	22	15	5	18	612	9.68	121	6,325	276	336	45.10	54.90
10	29	15	5	18	611	9.66	122	6,325	251	360	41.08	58.92
11	6	15	6	18	610	9.64	123	6,325	239	371	39.18	60.82
3	19	15	5	18	608	9.61	124	6,325	274	334	45.07	54.93
6	26	15	6	16	608	9.61	125	6,325	276	332	45.39	54.61
9	12	15	7	12	608	9.61	126	6,325	297	311	48.85	51.15
9	12	15	7	14	608	9.61	127	6,325	267	341	43.91	56.09
10	16	15	6	15	608	9.61	128	6,325	293	315	48.19	51.81
11	20	15	6	15	608	9.61	129	6,325	292	316	48.03	51.97
2	27	15	6	18	607	9.60	130	6,325	245	362	40.36	59.64
4	24	15	6	16	607	9.60	131	6,325	302	305	49.75	50.25
7	17	15	6	17	607	9.60	132	6,325	246	361	40.53	59.47
9	11	15	6	16	607	9.60	133	6,325	292	315	48.11	51.89
10	21	15	4	18	607	9.60	134	6,325	279	328	45.96	54.04
5	16	15	7	17	606	9.58	135	6,325	312	294	51.49	48.51
12	11	15	6	18	606	9.58	136	6,325	235	371	38.78	61.22
6	12	15	6	17	605	9.57	137	6,325	250	355	41.32	58.68
7	24	15	6	16	605	9.57	138	6,325	252	353	41.65	58.35
9	2	15	4	18	605	9.57	139	6,325	284	321	46.94	53.06
9	24	15	5	18	605	9.57	140	6,325	247	358	40.83	59.17
11	6	15	6	15	604	9.55	141	6,325	300	304	49.67	50.33
6	23	15	3	18	603	9.53	142	6,325	255	348	42.29	57.71
9	17	15	5	18	603	9.53	143	6,325	289	314	47.93	52.07
9	26	15	7	16	603	9.53	144	6,325	285	318	47.26	52.74
8	28	15	6	16	602	9.52	145	6,325	250	352	41.53	58.47
9	3	15	5	17	602	9.52	146	6,325	267	335	44.35	55.65
9	7	15	2	15	602	9.52	147	6,325	366	236	60.80	39.20
5	21	15	5	17	601	9.50	148	6,325	277	324	46.09	53.91

MO	DY	YR	DAY OF WK	HR	HR VOL	PERCENT OF AADT	HOUR NUMBER	AADT	NORTH VOLUME	SOUTH VOLUME	PERCENT NORTH IS OF TOTAL VOLUME	PERCENT SOUTH IS OF TOTAL VOLUME
7	3	15	6	11	601	9.50	149	6,325	276	325	45.92	54.08
8	15	15	7	16	600	9.49	150	6,325	290	310	48.33	51.67
10	23	15	6	16	600	9.49	151	6,325	284	316	47.33	52.67
6	4	15	5	17	599	9.47	152	6,325	294	305	49.08	50.92
8	5	15	4	18	599	9.47	153	6,325	247	352	41.24	58.76
10	20	15	3	17	599	9.47	154	6,325	288	311	48.08	51.92
10	21	15	4	16	599	9.47	155	6,325	293	306	48.91	51.09
10	23	15	6	15	599	9.47	156	6,325	280	319	46.74	53.26
9	9	15	4	18	598	9.45	157	6,325	245	353	40.97	59.03
10	20	15	3	18	597	9.44	158	6,325	320	277	53.60	46.40
6	17	15	4	17	596	9.42	159	6,325	284	312	47.65	52.35
6	26	15	6	17	596	9.42	160	6,325	251	345	42.11	57.89
8	31	15	2	18	596	9.42	161	6,325	273	323	45.81	54.19
7	31	15	6	17	595	9.41	162	6,325	232	363	38.99	61.01
8	20	15	5	18	595	9.41	163	6,325	237	358	39.83	60.17
6	5	15	6	15	594	9.39	164	6,325	285	309	47.98	52.02
9	18	15	6	15	594	9.39	165	6,325	281	313	47.31	52.69
3	6	15	6	18	593	9.38	166	6,325	244	349	41.15	58.85
7	12	15	1	13	593	9.38	167	6,325	294	299	49.58	50.42
8	31	15	2	17	593	9.38	168	6,325	222	371	37.44	62.56
10	9	15	6	16	593	9.38	169	6,325	254	339	42.83	57.17
5	18	15	2	18	592	9.36	170	6,325	290	302	48.99	51.01
7	17	15	6	15	592	9.36	171	6,325	267	325	45.10	54.90
9	10	15	5	18	592	9.36	172	6,325	261	331	44.09	55.91
11	13	15	6	17	592	9.36	173	6,325	249	343	42.06	57.94
11	20	15	6	16	592	9.36	174	6,325	288	304	48.65	51.35
8	22	15	7	15	591	9.34	175	6,325	232	359	39.26	60.74
10	23	15	6	19	591	9.34	176	6,325	214	377	36.21	63.79
2	27	15	6	17	590	9.33	177	6,325	255	335	43.22	56.78
5	1	15	6	17	590	9.33	178	6,325	248	342	42.03	57.97
8	15	15	7	12	590	9.33	179	6,325	270	320	45.76	54.24
12	4	15	6	17	590	9.33	180	6,325	276	314	46.78	53.22
1	9	15	6	17	589	9.31	181	6,325	257	332	43.63	56.37
1	30	15	6	16	589	9.31	182	6,325	301	288	51.10	48.90
3	6	15	6	16	589	9.31	183	6,325	269	320	45.67	54.33
7	3	15	6	17	589	9.31	184	6,325	247	342	41.94	58.06
8	13	15	5	17	589	9.31	185	6,325	264	325	44.82	55.18
8	15	15	7	13	589	9.31	186	6,325	300	289	50.93	49.07
9	12	15	7	16	589	9.31	187	6,325	281	308	47.71	52.29
10	1	15	5	16	589	9.31	188	6,325	290	299	49.24	50.76
10	1	15	5	17	589	9.31	189	6,325	279	310	47.37	52.63
10	3	15	7	16	589	9.31	190	6,325	289	300	49.07	50.93
10	9	15	6	15	589	9.31	191	6,325	296	293	50.25	49.75
9	3	15	5	15	588	9.30	192	6,325	282	306	47.96	52.04
10	13	15	3	18	588	9.30	193	6,325	264	324	44.90	55.10

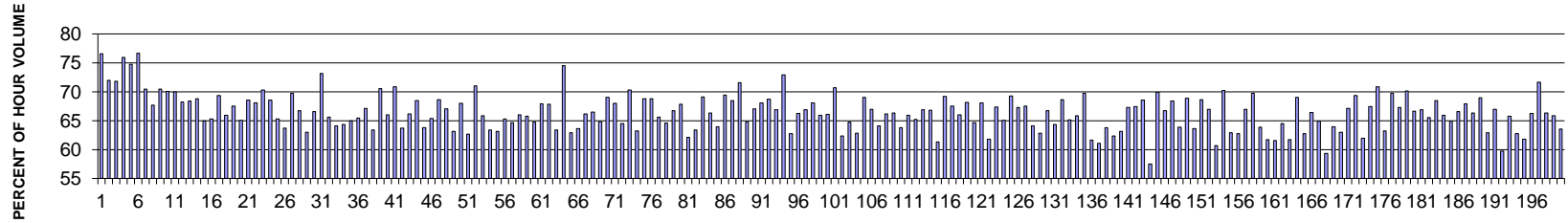
MO	DY	YR	DAY OF WK	HR	HR VOL	PERCENT OF AADT	HOUR NUMBER	AADT	NORTH VOLUME	SOUTH VOLUME	PERCENT NORTH IS OF TOTAL VOLUME	PERCENT SOUTH IS OF TOTAL VOLUME
12	4	15	6	16	588	9.30	194	6,325	289	299	49.15	50.85
3	20	15	6	17	587	9.28	195	6,325	282	305	48.04	51.96
6	11	15	5	17	587	9.28	196	6,325	296	291	50.43	49.57
8	18	15	3	18	587	9.28	197	6,325	251	336	42.76	57.24
5	11	15	2	18	586	9.26	198	6,325	278	308	47.44	52.56
7	1	15	4	17	586	9.26	199	6,325	247	339	42.15	57.85
9	3	15	5	16	586	9.26	200	6,325	283	303	48.29	51.71

**SR 290 MP 17.66 NEWMAN LAKE ADC SITE P33
K FOR PEAK 200 HOURS OF 2015**



AADT= 8268 K 30 FACTOR= 12.48 K 100 FACTOR= 11.51 K 200 FACTOR= 10.33 D 30 FACTOR= 66.57

**SR 290 MP 17.66 NEWMAN LAKE ADC SITE P33
D % IN THE PEAK 200 HOURS OF 2015**



MO	DY	YR	DAY OF WK	HR	HR VOL	PERCENT OF AADT	HOUR NUMBER	AADT	EAST VOLUME	WEST VOLUME	PERCENT EAST IS OF TOTAL VOLUME	PERCENT WEST IS OF TOTAL VOLUME
7	15	15	4	18	1,612	19.50	1	8,268	1,235	377	76.61	23.39
7	15	15	4	17	1,349	16.32	2	8,268	971	378	71.98	28.02
6	12	15	6	17	1,278	15.46	3	8,268	918	360	71.83	28.17
7	2	15	5	18	1,237	14.96	4	8,268	939	298	75.91	24.09
7	9	15	5	18	1,193	14.43	5	8,268	892	301	74.77	25.23
5	13	15	4	18	1,156	13.98	6	8,268	886	270	76.64	23.36
6	17	15	4	18	1,141	13.80	7	8,268	804	337	70.46	29.54
6	5	15	6	17	1,107	13.39	8	8,268	749	358	67.66	32.34
7	2	15	5	17	1,106	13.38	9	8,268	779	327	70.43	29.57
7	31	15	6	18	1,102	13.33	10	8,268	772	330	70.05	29.95
7	8	15	4	18	1,100	13.30	11	8,268	770	330	70.00	30.00
7	16	15	5	18	1,095	13.24	12	8,268	747	348	68.22	31.78
7	17	15	6	17	1,095	13.24	13	8,268	749	346	68.40	31.60

MO	DY	YR	DAY OF WK	HR	HR VOL	PERCENT OF AADT	HOUR NUMBER	AADT	EAST VOLUME	WEST VOLUME	PERCENT EAST IS OF TOTAL VOLUME	PERCENT WEST IS OF TOTAL VOLUME
7	14	15	3	18	1,089	13.17	14	8,268	749	340	68.78	31.22
7	24	15	6	17	1,078	13.04	15	8,268	700	378	64.94	35.06
7	16	15	5	17	1,071	12.95	16	8,268	699	372	65.27	34.73
6	12	15	6	18	1,068	12.92	17	8,268	741	327	69.38	30.62
5	8	15	6	17	1,066	12.89	18	8,268	703	363	65.95	34.05
7	9	15	5	17	1,059	12.81	19	8,268	715	344	67.52	32.48
5	29	15	6	17	1,056	12.77	20	8,268	687	369	65.06	34.94
7	31	15	6	17	1,055	12.76	21	8,268	723	332	68.53	31.47
7	24	15	6	18	1,052	12.72	22	8,268	716	336	68.06	31.94
7	30	15	5	18	1,051	12.71	23	8,268	739	312	70.31	29.69
7	29	15	4	18	1,047	12.66	24	8,268	718	329	68.58	31.42
7	30	15	5	17	1,047	12.66	25	8,268	684	363	65.33	34.67
6	25	15	5	17	1,045	12.64	26	8,268	666	379	63.73	36.27
4	22	15	4	18	1,040	12.58	27	8,268	725	315	69.71	30.29
7	10	15	6	17	1,035	12.52	28	8,268	691	344	66.76	33.24
6	11	15	5	17	1,034	12.51	29	8,268	651	383	62.96	37.04
7	1	15	4	17	1,032	12.48	30	8,268	687	345	66.57	33.43
7	15	15	4	19	1,025	12.40	31	8,268	750	275	73.17	26.83
5	7	15	5	17	1,023	12.37	32	8,268	671	352	65.59	34.41
6	17	15	4	17	1,023	12.37	33	8,268	656	367	64.13	35.87
5	28	15	5	17	1,017	12.30	34	8,268	654	363	64.31	35.69
7	23	15	5	17	1,017	12.30	35	8,268	661	356	65.00	35.00
5	29	15	6	18	1,014	12.26	36	8,268	664	350	65.48	34.52
4	22	15	4	17	1,013	12.25	37	8,268	680	333	67.13	32.87
6	4	15	5	17	1,013	12.25	38	8,268	642	371	63.38	36.62
7	23	15	5	18	1,013	12.25	39	8,268	715	298	70.58	29.42
7	22	15	4	18	1,012	12.24	40	8,268	668	344	66.01	33.99
7	10	15	6	18	1,009	12.20	41	8,268	715	294	70.86	29.14
7	20	15	2	17	1,008	12.19	42	8,268	642	366	63.69	36.31
5	11	15	2	17	1,007	12.18	43	8,268	666	341	66.14	33.86
7	1	15	4	18	1,005	12.16	44	8,268	688	317	68.46	31.54
5	27	15	4	17	1,004	12.14	45	8,268	640	364	63.75	36.25
6	18	15	5	18	1,004	12.14	46	8,268	656	348	65.34	34.66
5	8	15	6	18	1,002	12.12	47	8,268	688	314	68.66	31.34
6	15	15	2	17	1,001	12.11	48	8,268	671	330	67.03	32.97
10	16	15	6	17	1,001	12.11	49	8,268	632	369	63.14	36.86
7	17	15	6	18	1,000	12.09	50	8,268	680	320	68.00	32.00
5	1	15	6	17	999	12.08	51	8,268	626	373	62.66	37.34
10	29	15	5	18	996	12.05	52	8,268	707	289	70.98	29.02
5	14	15	5	17	995	12.03	53	8,268	655	340	65.83	34.17
6	18	15	5	17	995	12.03	54	8,268	631	364	63.42	36.58
7	7	15	3	17	995	12.03	55	8,268	628	367	63.12	36.88
6	25	15	5	18	994	12.02	56	8,268	649	345	65.29	34.71
7	29	15	4	17	994	12.02	57	8,268	643	351	64.69	35.31
5	21	15	5	17	992	12.00	58	8,268	655	337	66.03	33.97

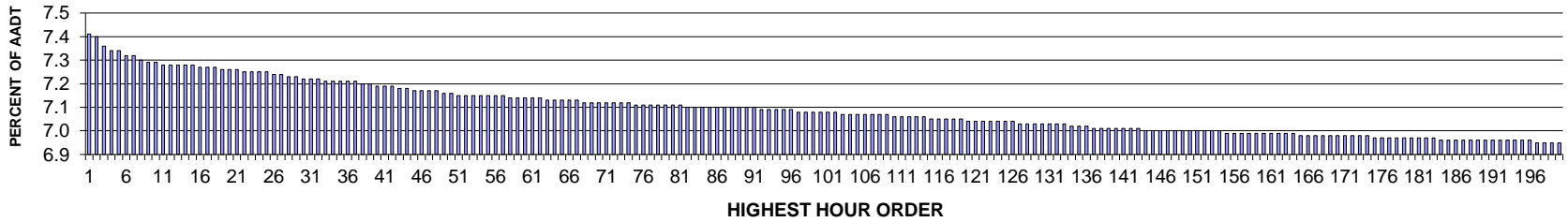
MO	DY	YR	DAY OF WK	HR	HR VOL	PERCENT OF AADT	HOUR NUMBER	AADT	EAST VOLUME	WEST VOLUME	PERCENT EAST IS OF TOTAL VOLUME	PERCENT WEST IS OF TOTAL VOLUME
6	19	15	6	17	991	11.99	59	8,268	652	339	65.79	34.21
4	24	15	6	17	989	11.96	60	8,268	640	349	64.71	35.29
7	28	15	3	18	989	11.96	61	8,268	672	317	67.95	32.05
5	15	15	6	17	988	11.95	62	8,268	670	318	67.81	32.19
6	3	15	4	17	980	11.85	63	8,268	621	359	63.37	36.63
7	2	15	5	19	980	11.85	64	8,268	730	250	74.49	25.51
7	8	15	4	17	979	11.84	65	8,268	616	363	62.92	37.08
10	22	15	5	17	979	11.84	66	8,268	623	356	63.64	36.36
5	6	15	4	17	978	11.83	67	8,268	647	331	66.16	33.84
10	23	15	6	17	978	11.83	68	8,268	650	328	66.46	33.54
5	20	15	4	17	974	11.78	69	8,268	631	343	64.78	35.22
5	5	15	3	17	973	11.77	70	8,268	672	301	69.06	30.94
5	12	15	3	17	972	11.76	71	8,268	661	311	68.00	32.00
6	1	15	2	17	971	11.74	72	8,268	626	345	64.47	35.53
6	5	15	6	18	971	11.74	73	8,268	683	288	70.34	29.66
10	15	15	5	17	970	11.73	74	8,268	613	357	63.20	36.80
6	9	15	3	18	969	11.72	75	8,268	667	302	68.83	31.17
6	4	15	5	18	968	11.71	76	8,268	666	302	68.80	31.20
7	27	15	2	17	968	11.71	77	8,268	635	333	65.60	34.40
7	28	15	3	17	965	11.67	78	8,268	623	342	64.56	35.44
10	29	15	5	17	965	11.67	79	8,268	644	321	66.74	33.26
6	22	15	2	18	963	11.65	80	8,268	653	310	67.81	32.19
7	31	15	6	16	963	11.65	81	8,268	598	365	62.10	37.90
6	22	15	2	17	961	11.62	82	8,268	609	352	63.37	36.63
7	7	15	3	18	961	11.62	83	8,268	664	297	69.09	30.91
5	20	15	4	18	960	11.61	84	8,268	637	323	66.35	33.65
6	24	15	4	17	959	11.60	85	8,268	613	346	63.92	36.08
6	15	15	2	18	958	11.59	86	8,268	665	293	69.42	30.58
6	19	15	6	18	958	11.59	87	8,268	656	302	68.48	31.52
5	21	15	5	18	957	11.57	88	8,268	685	272	71.58	28.42
6	16	15	3	17	957	11.57	89	8,268	620	337	64.79	35.21
4	17	15	6	17	956	11.56	90	8,268	641	315	67.05	32.95
5	5	15	3	18	956	11.56	91	8,268	651	305	68.10	31.90
5	14	15	5	18	955	11.55	92	8,268	656	299	68.69	31.31
5	26	15	3	17	955	11.55	93	8,268	639	316	66.91	33.09
5	8	15	6	16	954	11.54	94	8,268	696	258	72.96	27.04
6	10	15	4	17	954	11.54	95	8,268	599	355	62.79	37.21
7	20	15	2	18	954	11.54	96	8,268	632	322	66.25	33.75
7	22	15	4	17	954	11.54	97	8,268	638	316	66.88	33.12
6	24	15	4	18	953	11.53	98	8,268	649	304	68.10	31.90
6	2	15	3	17	952	11.51	99	8,268	628	324	65.97	34.03
6	11	15	5	18	952	11.51	100	8,268	629	323	66.07	33.93
6	10	15	4	18	949	11.48	101	8,268	671	278	70.71	29.29
6	30	15	3	17	945	11.43	102	8,268	589	356	62.33	37.67
7	14	15	3	17	945	11.43	103	8,268	612	333	64.76	35.24

MO	DY	YR	DAY OF WK	HR	HR VOL	PERCENT OF AADT	HOUR NUMBER	AADT	EAST VOLUME	WEST VOLUME	PERCENT EAST IS OF TOTAL VOLUME	PERCENT WEST IS OF TOTAL VOLUME
10	14	15	4	17	945	11.43	104	8,268	594	351	62.86	37.14
6	8	15	2	18	944	11.42	105	8,268	652	292	69.07	30.93
4	28	15	3	17	942	11.39	106	8,268	631	311	66.99	33.01
10	7	15	4	17	942	11.39	107	8,268	604	338	64.12	35.88
5	4	15	2	17	940	11.37	108	8,268	622	318	66.17	33.83
5	28	15	5	18	939	11.36	109	8,268	623	316	66.35	33.65
7	24	15	6	16	938	11.34	110	8,268	598	340	63.75	36.25
5	6	15	4	18	937	11.33	111	8,268	618	319	65.96	34.04
6	9	15	3	17	937	11.33	112	8,268	611	326	65.21	34.79
10	23	15	6	18	937	11.33	113	8,268	627	310	66.92	33.08
5	13	15	4	17	936	11.32	114	8,268	625	311	66.77	33.23
12	11	15	6	17	936	11.32	115	8,268	574	362	61.32	38.68
4	16	15	5	17	934	11.30	116	8,268	646	288	69.16	30.84
4	17	15	6	18	933	11.28	117	8,268	630	303	67.52	32.48
4	23	15	5	17	933	11.28	118	8,268	616	317	66.02	33.98
6	16	15	3	18	933	11.28	119	8,268	636	297	68.17	31.83
7	2	15	5	16	933	11.28	120	8,268	603	330	64.63	35.37
5	19	15	3	17	931	11.26	121	8,268	634	297	68.10	31.90
6	5	15	6	16	931	11.26	122	8,268	575	356	61.76	38.24
10	22	15	5	18	929	11.24	123	8,268	626	303	67.38	32.62
10	13	15	3	17	928	11.22	124	8,268	604	324	65.09	34.91
4	21	15	3	17	924	11.18	125	8,268	640	284	69.26	30.74
10	16	15	6	18	924	11.18	126	8,268	622	302	67.32	32.68
4	30	15	5	17	923	11.16	127	8,268	623	300	67.50	32.50
5	1	15	6	16	923	11.16	128	8,268	592	331	64.14	35.86
6	8	15	2	17	923	11.16	129	8,268	580	343	62.84	37.16
7	27	15	2	18	922	11.15	130	8,268	615	307	66.70	33.30
11	12	15	5	17	922	11.15	131	8,268	593	329	64.32	35.68
5	22	15	6	17	921	11.14	132	8,268	632	289	68.62	31.38
11	4	15	4	17	920	11.13	133	8,268	599	321	65.11	34.89
5	15	15	6	18	919	11.12	134	8,268	605	314	65.83	34.17
5	7	15	5	18	918	11.10	135	8,268	640	278	69.72	30.28
7	17	15	6	16	918	11.10	136	8,268	566	352	61.66	38.34
7	21	15	3	17	918	11.10	137	8,268	561	357	61.11	38.89
11	6	15	6	17	917	11.09	138	8,268	585	332	63.79	36.21
6	12	15	6	16	916	11.08	139	8,268	571	345	62.34	37.66
5	18	15	2	17	915	11.07	140	8,268	578	337	63.17	36.83
6	3	15	4	18	915	11.07	141	8,268	616	299	67.32	32.68
6	23	15	3	18	915	11.07	142	8,268	617	298	67.43	32.57
4	15	15	4	17	909	10.99	143	8,268	623	286	68.54	31.46
5	29	15	6	16	909	10.99	144	8,268	523	386	57.54	42.46
4	28	15	3	18	907	10.97	145	8,268	634	273	69.90	30.10
11	10	15	3	17	907	10.97	146	8,268	605	302	66.70	33.30
4	20	15	2	17	905	10.95	147	8,268	619	286	68.40	31.60
11	13	15	6	17	905	10.95	148	8,268	578	327	63.87	36.13

MO	DY	YR	DAY OF WK	HR	HR VOL	PERCENT OF AADT	HOUR NUMBER	AADT	EAST VOLUME	WEST VOLUME	PERCENT EAST IS OF TOTAL VOLUME	PERCENT WEST IS OF TOTAL VOLUME
4	30	15	5	18	903	10.92	149	8,268	622	281	68.88	31.12
6	26	15	6	17	902	10.91	150	8,268	574	328	63.64	36.36
10	15	15	5	18	902	10.91	151	8,268	619	283	68.63	31.37
4	27	15	2	17	899	10.87	152	8,268	602	297	66.96	33.04
3	20	15	6	17	897	10.85	153	8,268	544	353	60.65	39.35
5	12	15	3	18	896	10.84	154	8,268	629	267	70.20	29.80
7	13	15	2	17	896	10.84	155	8,268	564	332	62.95	37.05
7	6	15	2	17	895	10.82	156	8,268	562	333	62.79	37.21
5	22	15	6	16	894	10.81	157	8,268	599	295	67.00	33.00
5	11	15	2	18	893	10.80	158	8,268	623	270	69.76	30.24
10	27	15	3	17	891	10.78	159	8,268	569	322	63.86	36.14
11	20	15	6	17	890	10.76	160	8,268	549	341	61.69	38.31
7	15	15	4	16	888	10.74	161	8,268	547	341	61.60	38.40
10	9	15	6	18	888	10.74	162	8,268	573	315	64.53	35.47
10	9	15	6	17	883	10.68	163	8,268	545	338	61.72	38.28
7	13	15	2	18	882	10.67	164	8,268	609	273	69.05	30.95
6	19	15	6	16	881	10.66	165	8,268	553	328	62.77	37.23
11	2	15	2	17	881	10.66	166	8,268	585	296	66.40	33.60
11	11	15	4	17	881	10.66	167	8,268	572	309	64.93	35.07
6	4	15	5	16	880	10.64	168	8,268	522	358	59.32	40.68
7	6	15	2	18	879	10.63	169	8,268	562	317	63.94	36.06
6	29	15	2	17	878	10.62	170	8,268	553	325	62.98	37.02
5	27	15	4	18	877	10.61	171	8,268	589	288	67.16	32.84
6	1	15	2	18	877	10.61	172	8,268	608	269	69.33	30.67
4	24	15	6	16	875	10.58	173	8,268	542	333	61.94	38.06
10	26	15	2	17	875	10.58	174	8,268	590	285	67.43	32.57
4	29	15	4	17	874	10.57	175	8,268	619	255	70.82	29.18
5	15	15	6	16	873	10.56	176	8,268	552	321	63.23	36.77
4	20	15	2	18	872	10.55	177	8,268	608	264	69.72	30.28
4	24	15	6	18	872	10.55	178	8,268	587	285	67.32	32.68
4	16	15	5	18	870	10.52	179	8,268	610	260	70.11	29.89
5	19	15	3	18	869	10.51	180	8,268	579	290	66.63	33.37
12	4	15	6	17	869	10.51	181	8,268	581	288	66.86	33.14
11	16	15	2	17	867	10.49	182	8,268	568	299	65.51	34.49
5	18	15	2	18	866	10.47	183	8,268	593	273	68.48	31.52
5	1	15	6	18	865	10.46	184	8,268	570	295	65.90	34.10
10	8	15	5	17	865	10.46	185	8,268	561	304	64.86	35.14
10	12	15	2	17	865	10.46	186	8,268	576	289	66.59	33.41
6	30	15	3	18	864	10.45	187	8,268	587	277	67.94	32.06
10	30	15	6	17	864	10.45	188	8,268	573	291	66.32	33.68
5	26	15	3	18	863	10.44	189	8,268	595	268	68.95	31.05
7	21	15	3	18	863	10.44	190	8,268	543	320	62.92	37.08
10	27	15	3	18	863	10.44	191	8,268	578	285	66.98	33.02
6	11	15	5	16	862	10.43	192	8,268	515	347	59.74	40.26
4	8	15	4	17	861	10.41	193	8,268	566	295	65.74	34.26

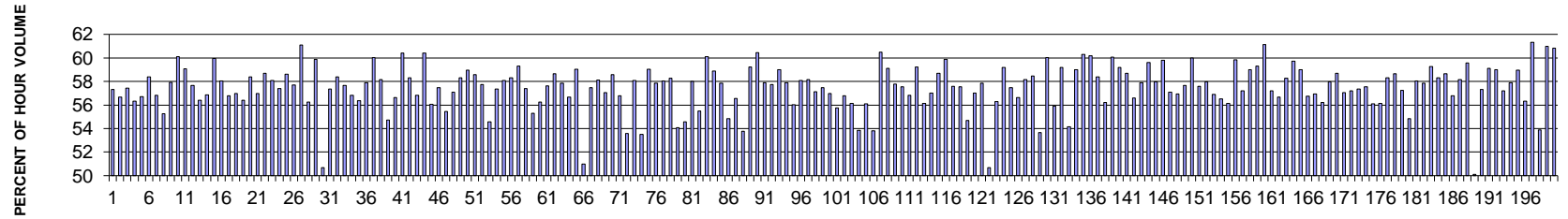
MO	DY	YR	DAY OF WK	HR	HR VOL	PERCENT OF AADT	HOUR NUMBER	AADT	EAST VOLUME	WEST VOLUME	PERCENT EAST IS OF TOTAL VOLUME	PERCENT WEST IS OF TOTAL VOLUME
3	27	15	6	16	859	10.39	194	8,268	539	320	62.75	37.25
7	10	15	6	16	859	10.39	195	8,268	531	328	61.82	38.18
12	10	15	5	17	859	10.39	196	8,268	569	290	66.24	33.76
5	4	15	2	18	858	10.38	197	8,268	615	243	71.68	28.32
6	26	15	6	18	856	10.35	198	8,268	568	288	66.36	33.64
11	9	15	2	17	856	10.35	199	8,268	564	292	65.89	34.11
3	12	15	5	17	854	10.33	200	8,268	543	311	63.58	36.42

**SR 005 MP 176.72 SEATTLE/185TH ST ADC SITE P3
K FOR PEAK 200 HOURS OF 2015**



AADT= 187892 K 30 FACTOR= 7.22 K 100 FACTOR= 7.08 K 200 FACTOR= 6.95 D 30 FACTOR= 50.69

**SR 005 MP 176.72 SEATTLE/185TH ADC SITE P3
D % IN THE PEAK 200 HOURS OF 2015**



MO	DY	YR	DAY OF WK	HR	HR VOL	PERCENT OF AADT	HOUR NUMBER	AADT	NORTH VOLUME	SOUTH VOLUME	PERCENT NORTH IS OF TOTAL VOLUME	PERCENT SOUTH IS OF TOTAL VOLUME	
	3	13	15	6	16	13,927	7.41	1	187,892	7,983	5,944	57.32	42.68
	10	2	15	6	18	13,899	7.40	2	187,892	7,880	6,019	56.69	43.31
	12	11	15	6	16	13,822	7.36	3	187,892	7,939	5,883	57.44	42.56
	12	11	15	6	15	13,792	7.34	4	187,892	7,770	6,022	56.34	43.66
	3	13	15	6	15	13,787	7.34	5	187,892	7,817	5,970	56.70	43.30
	11	6	15	6	16	13,758	7.32	6	187,892	8,031	5,727	58.37	41.63
	2	13	15	6	15	13,757	7.32	7	187,892	7,818	5,939	56.83	43.17
	2	1	15	1	15	13,718	7.30	8	187,892	7,581	6,137	55.26	44.74
	12	31	15	5	15	13,702	7.29	9	187,892	7,938	5,764	57.93	42.07
	3	25	15	4	16	13,695	7.29	10	187,892	8,232	5,463	60.11	39.89
	2	27	15	6	16	13,684	7.28	11	187,892	8,085	5,599	59.08	40.92
	3	13	15	6	18	13,683	7.28	12	187,892	7,889	5,794	57.66	42.34
	2	13	15	6	16	13,680	7.28	13	187,892	7,716	5,964	56.40	43.60

MO	DY	YR	DAY OF WK	HR	HR VOL	PERCENT OF AADT	HOUR NUMBER	AADT	NORTH VOLUME	SOUTH VOLUME	PERCENT NORTH IS OF TOTAL VOLUME	PERCENT SOUTH IS OF TOTAL VOLUME	
	2	16	15	2	16	13,680	7.28	14	187,892	7,778	5,902	56.86	43.14
	10	12	15	2	17	13,676	7.28	15	187,892	8,197	5,479	59.94	40.06
	10	12	15	2	18	13,666	7.27	16	187,892	7,930	5,736	58.03	41.97
	2	16	15	2	17	13,663	7.27	17	187,892	7,760	5,903	56.80	43.20
	2	26	15	5	18	13,658	7.27	18	187,892	7,779	5,879	56.96	43.04
	3	27	15	6	15	13,650	7.26	19	187,892	7,699	5,951	56.40	43.60
	4	3	15	6	16	13,647	7.26	20	187,892	7,970	5,677	58.40	41.60
	4	17	15	6	16	13,637	7.26	21	187,892	7,770	5,867	56.98	43.02
	2	20	15	6	18	13,630	7.25	22	187,892	8,000	5,630	58.69	41.31
	4	10	15	6	15	13,630	7.25	23	187,892	7,917	5,713	58.09	41.91
	3	13	15	6	17	13,624	7.25	24	187,892	7,819	5,805	57.39	42.61
	2	20	15	6	16	13,616	7.25	25	187,892	7,979	5,637	58.60	41.40
	4	20	15	2	17	13,612	7.24	26	187,892	7,853	5,759	57.69	42.31
	1	21	15	4	16	13,596	7.24	27	187,892	8,304	5,292	61.08	38.92
	4	15	15	4	18	13,592	7.23	28	187,892	7,646	5,946	56.25	43.75
	4	6	15	2	18	13,588	7.23	29	187,892	8,134	5,454	59.86	40.14
	10	17	15	7	16	13,568	7.22	30	187,892	6,877	6,691	50.69	49.31
	10	23	15	6	15	13,564	7.22	31	187,892	7,779	5,785	57.35	42.65
	10	23	15	6	17	13,563	7.22	32	187,892	7,920	5,643	58.39	41.61
	4	24	15	6	16	13,554	7.21	33	187,892	7,817	5,737	57.67	42.33
	10	23	15	6	18	13,551	7.21	34	187,892	7,702	5,849	56.84	43.16
	3	27	15	6	16	13,549	7.21	35	187,892	7,638	5,911	56.37	43.63
	4	7	15	3	17	13,547	7.21	36	187,892	7,845	5,702	57.91	42.09
	1	22	15	5	16	13,545	7.21	37	187,892	8,130	5,415	60.02	39.98
	2	20	15	6	15	13,524	7.20	38	187,892	7,866	5,658	58.16	41.84
	10	15	15	5	18	13,520	7.20	39	187,892	7,400	6,120	54.73	45.27
	4	3	15	6	15	13,513	7.19	40	187,892	7,654	5,859	56.64	43.36
	4	6	15	2	17	13,509	7.19	41	187,892	8,160	5,349	60.40	39.60
	1	2	15	6	16	13,508	7.19	42	187,892	7,876	5,632	58.31	41.69
	4	2	15	5	18	13,492	7.18	43	187,892	7,666	5,826	56.82	43.18
	4	6	15	2	16	13,486	7.18	44	187,892	8,148	5,338	60.42	39.58
	4	8	15	4	18	13,481	7.17	45	187,892	7,557	5,924	56.06	43.94
	2	20	15	6	17	13,476	7.17	46	187,892	7,745	5,731	57.47	42.53
	10	3	15	7	15	13,472	7.17	47	187,892	7,470	6,002	55.45	44.55
	4	29	15	4	18	13,463	7.17	48	187,892	7,688	5,775	57.10	42.90
	1	19	15	2	16	13,461	7.16	49	187,892	7,851	5,610	58.32	41.68
	10	19	15	2	18	13,455	7.16	50	187,892	7,933	5,522	58.96	41.04
	4	7	15	3	16	13,443	7.15	51	187,892	7,874	5,569	58.57	41.43
	4	24	15	6	17	13,440	7.15	52	187,892	7,760	5,680	57.74	42.26
	11	21	15	7	15	13,439	7.15	53	187,892	7,337	6,102	54.59	45.41
	2	27	15	6	15	13,437	7.15	54	187,892	7,707	5,730	57.36	42.64
	4	24	15	6	15	13,434	7.15	55	187,892	7,804	5,630	58.09	41.91
	4	20	15	2	16	13,433	7.15	56	187,892	7,831	5,602	58.30	41.70
	3	2	15	2	18	13,427	7.15	57	187,892	7,963	5,464	59.31	40.69
	2	10	15	3	18	13,423	7.14	58	187,892	7,704	5,719	57.39	42.61

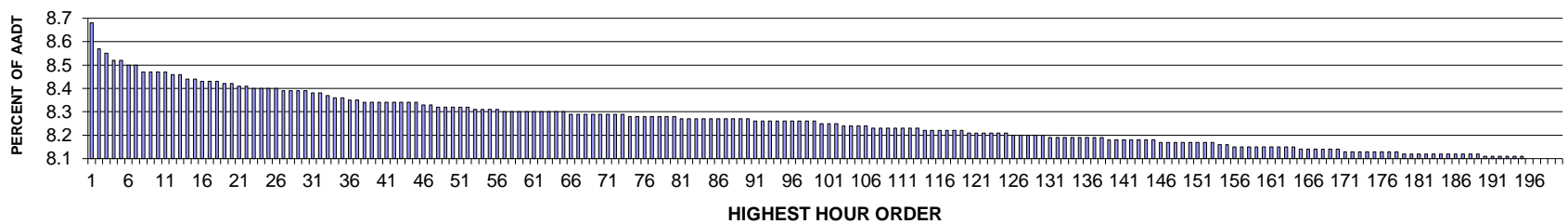
MO	DY	YR	DAY OF WK	HR	HR VOL	PERCENT OF AADT	HOUR NUMBER	AADT	NORTH VOLUME	SOUTH VOLUME	PERCENT NORTH IS OF TOTAL VOLUME	PERCENT SOUTH IS OF TOTAL VOLUME
4	17	15	6	17	13,421	7.14	59	187,892	7,423	5,998	55.31	44.69
3	26	15	5	18	13,420	7.14	60	187,892	7,548	5,872	56.24	43.76
10	16	15	6	18	13,420	7.14	61	187,892	7,734	5,686	57.63	42.37
4	1	15	4	16	13,410	7.14	62	187,892	7,865	5,545	58.65	41.35
2	27	15	6	17	13,402	7.13	63	187,892	7,752	5,650	57.84	42.16
12	4	15	6	15	13,397	7.13	64	187,892	7,591	5,806	56.66	43.34
2	12	15	5	16	13,396	7.13	65	187,892	7,911	5,485	59.05	40.95
4	18	15	7	15	13,390	7.13	66	187,892	6,825	6,565	50.97	49.03
4	9	15	5	18	13,388	7.13	67	187,892	7,696	5,692	57.48	42.52
11	6	15	6	15	13,384	7.12	68	187,892	7,777	5,607	58.11	41.89
3	18	15	4	18	13,380	7.12	69	187,892	7,635	5,745	57.06	42.94
1	21	15	4	17	13,375	7.12	70	187,892	7,835	5,540	58.58	41.42
2	13	15	6	17	13,373	7.12	71	187,892	7,593	5,780	56.78	43.22
10	17	15	7	15	13,372	7.12	72	187,892	7,165	6,207	53.58	46.42
4	3	15	6	18	13,370	7.12	73	187,892	7,767	5,603	58.09	41.91
11	21	15	7	17	13,369	7.12	74	187,892	7,155	6,214	53.52	46.48
12	31	15	5	16	13,367	7.11	75	187,892	7,892	5,475	59.04	40.96
1	22	15	5	18	13,366	7.11	76	187,892	7,735	5,631	57.87	42.13
4	14	15	3	17	13,362	7.11	77	187,892	7,758	5,604	58.06	41.94
3	4	15	4	18	13,360	7.11	78	187,892	7,785	5,575	58.27	41.73
4	22	15	4	18	13,360	7.11	79	187,892	7,222	6,138	54.06	45.94
12	19	15	7	15	13,357	7.11	80	187,892	7,290	6,067	54.58	45.42
4	10	15	6	16	13,350	7.11	81	187,892	7,743	5,607	58.00	42.00
4	21	15	3	18	13,343	7.10	82	187,892	7,402	5,941	55.47	44.53
12	29	15	3	16	13,343	7.10	83	187,892	8,022	5,321	60.12	39.88
3	18	15	4	16	13,342	7.10	84	187,892	7,858	5,484	58.90	41.10
4	17	15	6	15	13,341	7.10	85	187,892	7,718	5,623	57.85	42.15
4	25	15	7	15	13,341	7.10	86	187,892	7,315	6,026	54.83	45.17
12	22	15	3	15	13,337	7.10	87	187,892	7,544	5,793	56.56	43.44
2	28	15	7	18	13,336	7.10	88	187,892	7,171	6,165	53.77	46.23
2	11	15	4	16	13,334	7.10	89	187,892	7,899	5,435	59.24	40.76
1	6	15	3	16	13,331	7.10	90	187,892	8,060	5,271	60.46	39.54
12	29	15	3	15	13,331	7.10	91	187,892	7,717	5,614	57.89	42.11
12	22	15	3	16	13,327	7.09	92	187,892	7,694	5,633	57.73	42.27
3	3	15	3	18	13,324	7.09	93	187,892	7,858	5,466	58.98	41.02
4	30	15	5	16	13,320	7.09	94	187,892	7,711	5,609	57.89	42.11
10	29	15	5	18	13,317	7.09	95	187,892	7,461	5,856	56.03	43.97
3	19	15	5	16	13,316	7.09	96	187,892	7,737	5,579	58.10	41.90
12	18	15	6	15	13,312	7.08	97	187,892	7,740	5,572	58.14	41.86
3	6	15	6	16	13,307	7.08	98	187,892	7,602	5,705	57.13	42.87
2	6	15	6	18	13,301	7.08	99	187,892	7,644	5,657	57.47	42.53
4	30	15	5	18	13,299	7.08	100	187,892	7,576	5,723	56.97	43.03
4	7	15	3	18	13,298	7.08	101	187,892	7,416	5,882	55.77	44.23
11	3	15	3	18	13,298	7.08	102	187,892	7,553	5,745	56.80	43.20
12	4	15	6	17	13,291	7.07	103	187,892	7,459	5,832	56.12	43.88

MO	DY	YR	DAY OF WK	HR	HR VOL	PERCENT OF AADT	HOUR NUMBER	AADT	NORTH VOLUME	SOUTH VOLUME	PERCENT NORTH IS OF TOTAL VOLUME	PERCENT SOUTH IS OF TOTAL VOLUME
3	21	15	7	15	13,288	7.07	104	187,892	7,157	6,131	53.86	46.14
11	21	15	7	16	13,287	7.07	105	187,892	7,453	5,834	56.09	43.91
10	24	15	7	17	13,285	7.07	106	187,892	7,149	6,136	53.81	46.19
10	9	15	6	17	13,284	7.07	107	187,892	8,033	5,251	60.47	39.53
1	16	15	6	16	13,281	7.07	108	187,892	7,851	5,430	59.11	40.89
10	23	15	6	16	13,275	7.07	109	187,892	7,669	5,606	57.77	42.23
1	16	15	6	15	13,274	7.06	110	187,892	7,638	5,636	57.54	42.46
4	9	15	5	17	13,273	7.06	111	187,892	7,542	5,731	56.82	43.18
10	21	15	4	16	13,271	7.06	112	187,892	7,858	5,413	59.21	40.79
4	30	15	5	17	13,258	7.06	113	187,892	7,441	5,817	56.12	43.88
4	8	15	4	17	13,256	7.06	114	187,892	7,557	5,699	57.01	42.99
2	10	15	3	17	13,251	7.05	115	187,892	7,778	5,473	58.70	41.30
10	19	15	2	17	13,244	7.05	116	187,892	7,929	5,315	59.87	40.13
3	19	15	5	15	13,242	7.05	117	187,892	7,627	5,615	57.60	42.40
4	2	15	5	17	13,241	7.05	118	187,892	7,617	5,624	57.53	42.47
4	4	15	7	15	13,238	7.05	119	187,892	7,241	5,997	54.70	45.30
1	30	15	6	15	13,236	7.04	120	187,892	7,546	5,690	57.01	42.99
1	14	15	4	17	13,232	7.04	121	187,892	7,657	5,575	57.87	42.13
10	4	15	1	16	13,231	7.04	122	187,892	6,708	6,523	50.70	49.30
4	17	15	6	18	13,226	7.04	123	187,892	7,443	5,783	56.28	43.72
2	27	15	6	18	13,223	7.04	124	187,892	7,825	5,398	59.18	40.82
3	10	15	3	18	13,223	7.04	125	187,892	7,602	5,621	57.49	42.51
12	23	15	4	15	13,219	7.04	126	187,892	7,484	5,735	56.62	43.38
12	30	15	4	15	13,216	7.03	127	187,892	7,687	5,529	58.16	41.84
1	22	15	5	17	13,214	7.03	128	187,892	7,723	5,491	58.45	41.55
10	5	15	2	15	13,211	7.03	129	187,892	7,089	6,122	53.66	46.34
11	9	15	2	17	13,209	7.03	130	187,892	7,930	5,279	60.03	39.97
12	31	15	5	14	13,207	7.03	131	187,892	7,383	5,824	55.90	44.10
3	25	15	4	17	13,203	7.03	132	187,892	7,816	5,387	59.20	40.80
10	28	15	4	18	13,200	7.03	133	187,892	7,146	6,054	54.14	45.86
11	5	15	5	16	13,188	7.02	134	187,892	7,782	5,406	59.01	40.99
12	28	15	2	16	13,182	7.02	135	187,892	7,946	5,236	60.28	39.72
10	19	15	2	16	13,181	7.02	136	187,892	7,931	5,250	60.17	39.83
3	30	15	2	17	13,178	7.01	137	187,892	7,696	5,482	58.40	41.60
3	12	15	5	18	13,175	7.01	138	187,892	7,405	5,770	56.20	43.80
10	12	15	2	16	13,175	7.01	139	187,892	7,915	5,260	60.08	39.92
10	5	15	2	16	13,168	7.01	140	187,892	7,793	5,375	59.18	40.82
4	27	15	2	17	13,167	7.01	141	187,892	7,731	5,436	58.71	41.29
12	11	15	6	17	13,163	7.01	142	187,892	7,451	5,712	56.61	43.39
10	29	15	5	17	13,162	7.01	143	187,892	7,620	5,542	57.89	42.11
4	21	15	3	16	13,161	7.00	144	187,892	7,843	5,318	59.59	40.41
4	14	15	3	18	13,160	7.00	145	187,892	7,630	5,530	57.98	42.02
11	2	15	2	17	13,159	7.00	146	187,892	7,867	5,292	59.78	40.22
1	9	15	6	18	13,155	7.00	147	187,892	7,511	5,644	57.10	42.90
2	18	15	4	18	13,154	7.00	148	187,892	7,491	5,663	56.95	43.05

MO	DY	YR	DAY OF WK	HR	HR VOL	PERCENT OF AADT	HOUR NUMBER	AADT	NORTH VOLUME	SOUTH VOLUME	PERCENT NORTH IS OF TOTAL VOLUME	PERCENT SOUTH IS OF TOTAL VOLUME
12	24	15	5	13	13,153	7.00	149	187,892	7,585	5,568	57.67	42.33
11	10	15	3	16	13,148	7.00	150	187,892	7,888	5,260	59.99	40.01
4	15	15	4	15	13,147	7.00	151	187,892	7,572	5,575	57.59	42.41
12	4	15	6	18	13,147	7.00	152	187,892	7,622	5,525	57.98	42.02
10	21	15	4	17	13,146	7.00	153	187,892	7,482	5,664	56.91	43.09
12	15	15	3	15	13,146	7.00	154	187,892	7,427	5,719	56.50	43.50
2	16	15	2	15	13,143	6.99	155	187,892	7,378	5,765	56.14	43.86
1	8	15	5	16	13,142	6.99	156	187,892	7,862	5,280	59.82	40.18
10	2	15	6	17	13,141	6.99	157	187,892	7,519	5,622	57.22	42.78
4	27	15	2	16	13,140	6.99	158	187,892	7,752	5,388	59.00	41.00
11	3	15	3	16	13,140	6.99	159	187,892	7,793	5,347	59.31	40.69
2	4	15	4	16	13,134	6.99	160	187,892	8,029	5,105	61.13	38.87
10	2	15	6	15	13,132	6.99	161	187,892	7,514	5,618	57.22	42.78
2	12	15	5	18	13,128	6.99	162	187,892	7,439	5,689	56.67	43.33
2	24	15	3	17	13,127	6.99	163	187,892	7,651	5,476	58.28	41.72
2	23	15	2	17	13,126	6.99	164	187,892	7,839	5,287	59.72	40.28
1	21	15	4	18	13,121	6.98	165	187,892	7,743	5,378	59.01	40.99
2	17	15	3	18	13,120	6.98	166	187,892	7,447	5,673	56.76	43.24
11	11	15	4	17	13,120	6.98	167	187,892	7,469	5,651	56.93	43.07
3	27	15	6	17	13,118	6.98	168	187,892	7,372	5,746	56.20	43.80
3	26	15	5	16	13,117	6.98	169	187,892	7,605	5,512	57.98	42.02
1	8	15	5	17	13,113	6.98	170	187,892	7,698	5,415	58.71	41.29
11	2	15	2	18	13,111	6.98	171	187,892	7,479	5,632	57.04	42.96
3	11	15	4	18	13,109	6.98	172	187,892	7,499	5,610	57.20	42.80
4	1	15	4	15	13,109	6.98	173	187,892	7,517	5,592	57.34	42.66
1	8	15	5	18	13,107	6.98	174	187,892	7,542	5,565	57.54	42.46
12	14	15	2	18	13,104	6.97	175	187,892	7,353	5,751	56.11	43.89
12	18	15	6	16	13,103	6.97	176	187,892	7,355	5,748	56.13	43.87
12	16	15	4	16	13,102	6.97	177	187,892	7,643	5,459	58.33	41.67
2	17	15	3	17	13,093	6.97	178	187,892	7,679	5,414	58.65	41.35
4	2	15	5	16	13,091	6.97	179	187,892	7,496	5,595	57.26	42.74
2	21	15	7	15	13,089	6.97	180	187,892	7,177	5,912	54.83	45.17
12	14	15	2	17	13,089	6.97	181	187,892	7,599	5,490	58.06	41.94
3	6	15	6	15	13,088	6.97	182	187,892	7,570	5,518	57.84	42.16
10	9	15	6	15	13,087	6.97	183	187,892	7,757	5,330	59.27	40.73
3	25	15	4	18	13,085	6.96	184	187,892	7,629	5,456	58.30	41.70
3	18	15	4	15	13,083	6.96	185	187,892	7,675	5,408	58.66	41.34
3	26	15	5	15	13,081	6.96	186	187,892	7,428	5,653	56.78	43.22
3	27	15	6	18	13,080	6.96	187	187,892	7,608	5,472	58.17	41.83
2	9	15	2	17	13,078	6.96	188	187,892	7,791	5,287	59.57	40.43
11	21	15	7	18	13,078	6.96	189	187,892	6,525	6,553	49.89	50.11
2	24	15	3	18	13,074	6.96	190	187,892	7,494	5,580	57.32	42.68
3	17	15	3	16	13,074	6.96	191	187,892	7,730	5,344	59.12	40.88
3	30	15	2	18	13,073	6.96	192	187,892	7,712	5,361	58.99	41.01
10	16	15	6	15	13,073	6.96	193	187,892	7,476	5,597	57.19	42.81

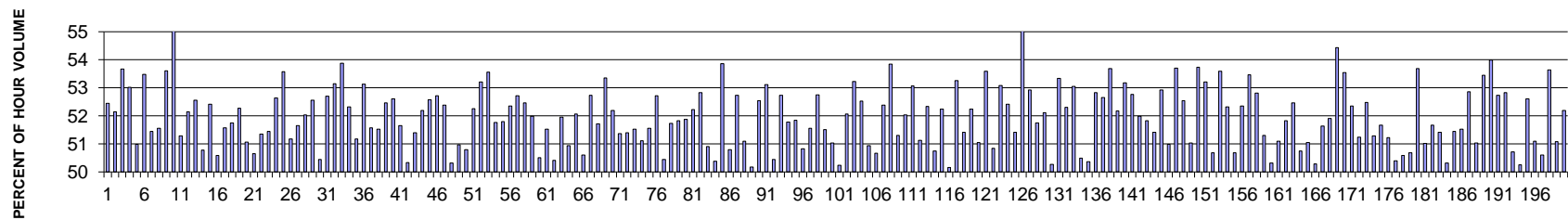
MO	DY	YR	DAY OF WK	HR	HR VOL	PERCENT OF AADT	HOUR NUMBER	AADT	NORTH VOLUME	SOUTH VOLUME	PERCENT NORTH IS OF TOTAL VOLUME	PERCENT SOUTH IS OF TOTAL VOLUME
11	9	15	2	18	13,072	6.96	194	187,892	7,566	5,506	57.88	42.12
3	11	15	4	17	13,068	6.96	195	187,892	7,704	5,364	58.95	41.05
11	5	15	5	17	13,068	6.96	196	187,892	7,359	5,709	56.31	43.69
11	2	15	2	16	13,067	6.95	197	187,892	8,011	5,056	61.31	38.69
2	21	15	7	17	13,065	6.95	198	187,892	7,038	6,027	53.87	46.13
10	13	15	3	16	13,064	6.95	199	187,892	7,967	5,097	60.98	39.02
2	10	15	3	16	13,057	6.95	200	187,892	7,940	5,117	60.81	39.19

**SR 005 MP 106.70 OLYMPIA/BOULEVARD ADC SITE P4
K FOR PEAK 200 HOURS OF 2015**



AADT= 143017 K 30 FACTOR= 8.35 K 100 FACTOR= 8.21 K 200 FACTOR= 8.06 D 30 FACTOR= 50.44

**SR 005 MP 106.70 OLYMPIA/BOULEVARD ADC SITE P4
D % IN THE PEAK 200 HOURS OF 2015**



MO	DY	YR	DAY OF WK	HR	HR VOL	PERCENT OF AADT	HOUR NUMBER	AADT	NORTH VOLUME	SOUTH VOLUME	PERCENT NORTH IS OF TOTAL VOLUME	PERCENT SOUTH IS OF TOTAL VOLUME
4	17	15	6	17	12,351	8.64	1	143,017	6,477	5,874	52.44	47.56
10	15	15	5	17	12,202	8.53	2	143,017	6,362	5,840	52.14	47.86
6	4	15	5	18	12,175	8.51	3	143,017	6,534	5,641	53.67	46.33
4	2	15	5	18	12,130	8.48	4	143,017	6,431	5,699	53.02	46.98
3	19	15	5	17	12,127	8.48	5	143,017	6,182	5,945	50.98	49.02
4	30	15	5	18	12,099	8.46	6	143,017	6,470	5,629	53.48	46.52
5	6	15	4	17	12,097	8.46	7	143,017	6,223	5,874	51.44	48.56
3	26	15	5	17	12,063	8.43	8	143,017	6,220	5,843	51.56	48.44
6	12	15	6	17	12,057	8.43	9	143,017	6,463	5,594	53.60	46.40
6	11	15	5	18	12,054	8.43	10	143,017	6,717	5,337	55.72	44.28
5	28	15	5	17	12,053	8.43	11	143,017	6,182	5,871	51.29	48.71
2	13	15	6	17	12,036	8.42	12	143,017	6,277	5,759	52.15	47.85
6	2	15	3	17	12,035	8.42	13	143,017	6,326	5,709	52.56	47.44

MO	DY	YR	DAY OF WK	HR	HR VOL	PERCENT OF AADT	HOUR NUMBER	AADT	NORTH VOLUME	SOUTH VOLUME	PERCENT NORTH IS OF TOTAL VOLUME	PERCENT SOUTH IS OF TOTAL VOLUME
10	8	15	5	17	12,017	8.40	14	143,017	6,102	5,915	50.78	49.22
5	14	15	5	17	12,015	8.40	15	143,017	6,298	5,717	52.42	47.58
3	6	15	6	17	11,999	8.39	16	143,017	6,070	5,929	50.59	49.41
5	7	15	5	17	11,998	8.39	17	143,017	6,189	5,809	51.58	48.42
6	10	15	4	17	11,993	8.39	18	143,017	6,206	5,787	51.75	48.25
4	16	15	5	18	11,985	8.38	19	143,017	6,265	5,720	52.27	47.73
5	27	15	4	17	11,978	8.38	20	143,017	6,116	5,862	51.06	48.94
3	18	15	4	17	11,970	8.37	21	143,017	6,063	5,907	50.65	49.35
4	15	15	4	17	11,965	8.37	22	143,017	6,144	5,821	51.35	48.65
7	14	15	3	17	11,962	8.36	23	143,017	6,154	5,808	51.45	48.55
5	28	15	5	18	11,959	8.36	24	143,017	6,294	5,665	52.63	47.37
7	9	15	5	18	11,956	8.36	25	143,017	6,406	5,550	53.58	46.42
9	16	15	4	17	11,953	8.36	26	143,017	6,117	5,836	51.18	48.82
4	16	15	5	17	11,942	8.35	27	143,017	6,168	5,774	51.65	48.35
5	20	15	4	17	11,940	8.35	28	143,017	6,213	5,727	52.04	47.96
2	20	15	6	17	11,939	8.35	29	143,017	6,274	5,665	52.55	47.45
4	22	15	4	17	11,936	8.35	30	143,017	6,021	5,915	50.44	49.56
7	6	15	2	17	11,933	8.34	31	143,017	6,289	5,644	52.70	47.30
7	15	15	4	17	11,927	8.34	32	143,017	6,339	5,588	53.15	46.85
7	16	15	5	17	11,918	8.33	33	143,017	6,420	5,498	53.87	46.13
6	24	15	4	17	11,895	8.32	34	143,017	6,223	5,672	52.32	47.68
10	16	15	6	17	11,894	8.32	35	143,017	6,086	5,808	51.17	48.83
7	10	15	6	14	11,889	8.31	36	143,017	6,317	5,572	53.13	46.87
5	26	15	3	17	11,880	8.31	37	143,017	6,127	5,753	51.57	48.43
7	22	15	4	17	11,877	8.30	38	143,017	6,119	5,758	51.52	48.48
8	6	15	5	17	11,876	8.30	39	143,017	6,230	5,646	52.46	47.54
6	18	15	5	17	11,870	8.30	40	143,017	6,244	5,626	52.60	47.40
9	10	15	5	17	11,870	8.30	41	143,017	6,131	5,739	51.65	48.35
3	12	15	5	17	11,868	8.30	42	143,017	5,973	5,895	50.33	49.67
3	5	15	5	17	11,867	8.30	43	143,017	6,098	5,769	51.39	48.61
6	16	15	3	17	11,867	8.30	44	143,017	6,195	5,672	52.20	47.80
6	16	15	3	18	11,867	8.30	45	143,017	6,238	5,629	52.57	47.43
6	17	15	4	17	11,856	8.29	46	143,017	6,251	5,605	52.72	47.28
10	1	15	5	17	11,851	8.29	47	143,017	6,209	5,642	52.39	47.61
6	3	15	4	17	11,847	8.28	48	143,017	5,961	5,886	50.32	49.68
4	30	15	5	17	11,843	8.28	49	143,017	5,807	6,036	49.03	50.97
1	30	15	6	17	11,839	8.28	50	143,017	6,014	5,825	50.80	49.20
5	7	15	5	18	11,839	8.28	51	143,017	6,186	5,653	52.25	47.75
7	15	15	4	18	11,837	8.28	52	143,017	6,298	5,539	53.21	46.79
7	16	15	5	18	11,827	8.27	53	143,017	6,335	5,492	53.56	46.44
2	18	15	4	17	11,825	8.27	54	143,017	6,121	5,704	51.76	48.24
10	22	15	5	17	11,822	8.27	55	143,017	6,123	5,699	51.79	48.21
5	21	15	5	17	11,821	8.27	56	143,017	6,188	5,633	52.35	47.65
6	4	15	5	17	11,820	8.26	57	143,017	6,232	5,588	52.72	47.28
5	18	15	2	17	11,819	8.26	58	143,017	6,201	5,618	52.47	47.53

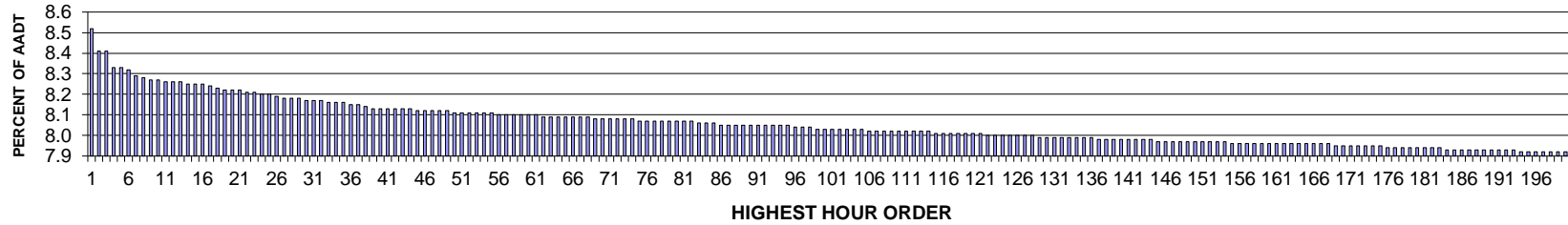
MO	DY	YR	DAY OF WK	HR	HR VOL	PERCENT OF AADT	HOUR NUMBER	AADT	NORTH VOLUME	SOUTH VOLUME	PERCENT NORTH IS OF TOTAL VOLUME	PERCENT SOUTH IS OF TOTAL VOLUME
2	11	15	4	17	11,818	8.26	59	143,017	6,144	5,674	51.99	48.01
3	27	15	6	16	11,815	8.26	60	143,017	5,968	5,847	50.51	49.49
9	15	15	3	17	11,815	8.26	61	143,017	6,087	5,728	51.52	48.48
10	6	15	3	17	11,813	8.26	62	143,017	5,955	5,858	50.41	49.59
4	9	15	5	17	11,812	8.26	63	143,017	6,137	5,675	51.96	48.04
4	8	15	4	17	11,807	8.26	64	143,017	6,014	5,793	50.94	49.06
10	9	15	6	17	11,807	8.26	65	143,017	6,147	5,660	52.06	47.94
3	27	15	6	17	11,805	8.25	66	143,017	5,975	5,830	50.61	49.39
8	27	15	5	17	11,804	8.25	67	143,017	6,225	5,579	52.74	47.26
5	21	15	5	18	11,802	8.25	68	143,017	6,103	5,699	51.71	48.29
2	19	15	5	18	11,800	8.25	69	143,017	6,297	5,503	53.36	46.64
6	30	15	3	17	11,799	8.25	70	143,017	6,158	5,641	52.19	47.81
8	5	15	4	17	11,799	8.25	71	143,017	6,061	5,738	51.37	48.63
9	30	15	4	17	11,799	8.25	72	143,017	6,063	5,736	51.39	48.61
2	24	15	3	17	11,795	8.25	73	143,017	6,078	5,717	51.53	48.47
5	19	15	3	17	11,791	8.24	74	143,017	6,026	5,765	51.11	48.89
10	8	15	5	18	11,790	8.24	75	143,017	6,079	5,711	51.56	48.44
2	18	15	4	18	11,789	8.24	76	143,017	6,215	5,574	52.72	47.28
3	13	15	6	16	11,789	8.24	77	143,017	5,842	5,947	49.55	50.45
9	24	15	5	17	11,782	8.24	78	143,017	6,095	5,687	51.73	48.27
10	14	15	4	17	11,782	8.24	79	143,017	6,107	5,675	51.83	48.17
7	28	15	3	17	11,779	8.24	80	143,017	6,111	5,668	51.88	48.12
4	9	15	5	18	11,775	8.23	81	143,017	6,149	5,626	52.22	47.78
7	7	15	3	18	11,775	8.23	82	143,017	6,221	5,554	52.83	47.17
2	10	15	3	17	11,774	8.23	83	143,017	5,993	5,781	50.90	49.10
3	27	15	6	15	11,774	8.23	84	143,017	5,842	5,932	49.62	50.38
7	9	15	5	17	11,770	8.23	85	143,017	6,339	5,431	53.86	46.14
4	21	15	3	17	11,769	8.23	86	143,017	5,978	5,791	50.79	49.21
4	22	15	4	18	11,767	8.23	87	143,017	6,205	5,562	52.73	47.27
5	12	15	3	17	11,765	8.23	88	143,017	6,012	5,753	51.10	48.90
2	13	15	6	16	11,764	8.23	89	143,017	5,903	5,861	50.18	49.82
8	27	15	5	18	11,764	8.23	90	143,017	6,181	5,583	52.54	47.46
7	22	15	4	18	11,763	8.22	91	143,017	6,247	5,516	53.11	46.89
10	23	15	6	16	11,762	8.22	92	143,017	5,829	5,933	49.56	50.44
6	23	15	3	17	11,758	8.22	93	143,017	6,201	5,557	52.74	47.26
10	23	15	6	17	11,755	8.22	94	143,017	6,087	5,668	51.78	48.22
7	21	15	3	18	11,751	8.22	95	143,017	6,093	5,658	51.85	48.15
9	25	15	6	16	11,751	8.22	96	143,017	5,973	5,778	50.83	49.17
3	4	15	4	17	11,750	8.22	97	143,017	6,058	5,692	51.56	48.44
7	1	15	4	17	11,749	8.22	98	143,017	6,198	5,551	52.75	47.25
7	8	15	4	17	11,749	8.22	99	143,017	6,052	5,697	51.51	48.49
10	2	15	6	17	11,745	8.21	100	143,017	5,994	5,751	51.03	48.97
5	1	15	6	17	11,737	8.21	101	143,017	5,897	5,840	50.24	49.76
2	20	15	6	18	11,735	8.21	102	143,017	6,110	5,625	52.07	47.93
6	11	15	5	17	11,733	8.20	103	143,017	6,245	5,488	53.23	46.77

MO	DY	YR	DAY OF WK	HR	HR VOL	PERCENT OF AADT	HOUR NUMBER	AADT	NORTH VOLUME	SOUTH VOLUME	PERCENT NORTH IS OF TOTAL VOLUME	PERCENT SOUTH IS OF TOTAL VOLUME
2	17	15	3	17	11,730	8.20	104	143,017	6,161	5,569	52.52	47.48
10	13	15	3	17	11,723	8.20	105	143,017	5,970	5,753	50.93	49.07
1	21	15	4	17	11,722	8.20	106	143,017	5,940	5,782	50.67	49.33
2	19	15	5	17	11,720	8.19	107	143,017	6,140	5,580	52.39	47.61
11	20	15	6	17	11,719	8.19	108	143,017	6,310	5,409	53.84	46.16
9	22	15	3	17	11,718	8.19	109	143,017	6,012	5,706	51.31	48.69
2	25	15	4	17	11,715	8.19	110	143,017	6,095	5,620	52.03	47.97
5	27	15	4	18	11,710	8.19	111	143,017	6,213	5,497	53.06	46.94
3	17	15	3	17	11,709	8.19	112	143,017	5,986	5,723	51.12	48.88
8	25	15	3	17	11,706	8.19	113	143,017	6,127	5,579	52.34	47.66
3	24	15	3	17	11,703	8.18	114	143,017	5,939	5,764	50.75	49.25
4	29	15	4	18	11,702	8.18	115	143,017	6,113	5,589	52.24	47.76
5	15	15	6	17	11,701	8.18	116	143,017	5,868	5,833	50.15	49.85
4	2	15	5	17	11,700	8.18	117	143,017	6,230	5,470	53.25	46.75
11	5	15	5	17	11,700	8.18	118	143,017	6,015	5,685	51.41	48.59
3	19	15	5	18	11,695	8.18	119	143,017	6,110	5,585	52.24	47.76
5	5	15	3	17	11,688	8.17	120	143,017	5,967	5,721	51.05	48.95
4	14	15	3	18	11,683	8.17	121	143,017	6,261	5,422	53.59	46.41
3	10	15	3	17	11,682	8.17	122	143,017	5,939	5,743	50.84	49.16
6	2	15	3	18	11,681	8.17	123	143,017	6,200	5,481	53.08	46.92
6	18	15	5	18	11,681	8.17	124	143,017	6,122	5,559	52.41	47.59
8	26	15	4	17	11,680	8.17	125	143,017	6,005	5,675	51.41	48.59
6	25	15	5	18	11,677	8.16	126	143,017	6,645	5,032	56.91	43.09
7	1	15	4	18	11,674	8.16	127	143,017	6,178	5,496	52.92	47.08
7	21	15	3	17	11,674	8.16	128	143,017	6,040	5,634	51.74	48.26
6	22	15	2	17	11,673	8.16	129	143,017	6,083	5,590	52.11	47.89
3	27	15	6	14	11,672	8.16	130	143,017	5,868	5,804	50.27	49.73
3	18	15	4	18	11,663	8.15	131	143,017	6,221	5,442	53.34	46.66
5	19	15	3	18	11,663	8.15	132	143,017	6,100	5,563	52.30	47.70
4	1	15	4	18	11,658	8.15	133	143,017	6,185	5,473	53.05	46.95
1	27	15	3	17	11,657	8.15	134	143,017	5,886	5,771	50.49	49.51
4	29	15	4	17	11,657	8.15	135	143,017	5,786	5,871	49.64	50.36
8	6	15	5	18	11,655	8.15	136	143,017	6,157	5,498	52.83	47.17
10	27	15	3	17	11,653	8.15	137	143,017	6,137	5,516	52.66	47.34
5	20	15	4	18	11,651	8.15	138	143,017	6,256	5,395	53.69	46.31
3	12	15	5	18	11,646	8.14	139	143,017	6,077	5,569	52.18	47.82
7	14	15	3	18	11,646	8.14	140	143,017	6,193	5,453	53.18	46.82
7	7	15	3	17	11,644	8.14	141	143,017	6,145	5,499	52.77	47.23
12	16	15	4	17	11,644	8.14	142	143,017	6,052	5,592	51.98	48.02
7	13	15	2	17	11,641	8.14	143	143,017	6,033	5,608	51.83	48.17
5	15	15	6	18	11,638	8.14	144	143,017	5,984	5,654	51.42	48.58
2	13	15	6	18	11,635	8.14	145	143,017	6,158	5,477	52.93	47.07
3	20	15	6	17	11,632	8.13	146	143,017	5,930	5,702	50.98	49.02
4	15	15	4	18	11,632	8.13	147	143,017	6,247	5,385	53.71	46.29
9	29	15	3	17	11,631	8.13	148	143,017	6,111	5,520	52.54	47.46

MO	DY	YR	DAY OF WK	HR	HR VOL	PERCENT OF AADT	HOUR NUMBER	AADT	NORTH VOLUME	SOUTH VOLUME	PERCENT NORTH IS OF TOTAL VOLUME	PERCENT SOUTH IS OF TOTAL VOLUME
2	20	15	6	15	11,624	8.13	149	143,017	5,932	5,692	51.03	48.97
3	24	15	3	18	11,624	8.13	150	143,017	6,247	5,377	53.74	46.26
5	5	15	3	18	11,622	8.13	151	143,017	6,184	5,438	53.21	46.79
9	18	15	6	17	11,622	8.13	152	143,017	5,890	5,732	50.68	49.32
4	21	15	3	18	11,621	8.13	153	143,017	6,228	5,393	53.59	46.41
4	14	15	3	17	11,618	8.12	154	143,017	6,078	5,540	52.32	47.68
5	8	15	6	16	11,612	8.12	155	143,017	5,886	5,726	50.69	49.31
6	9	15	3	17	11,605	8.11	156	143,017	6,075	5,530	52.35	47.65
2	12	15	5	18	11,602	8.11	157	143,017	6,204	5,398	53.47	46.53
7	8	15	4	18	11,600	8.11	158	143,017	6,127	5,473	52.82	47.18
3	30	15	2	17	11,599	8.11	159	143,017	5,950	5,649	51.30	48.70
4	17	15	6	14	11,597	8.11	160	143,017	5,762	5,835	49.69	50.31
4	28	15	3	17	11,595	8.11	161	143,017	5,925	5,670	51.10	48.90
6	15	15	2	17	11,595	8.11	162	143,017	6,010	5,585	51.83	48.17
3	5	15	5	18	11,592	8.11	163	143,017	6,082	5,510	52.47	47.53
3	20	15	6	16	11,592	8.11	164	143,017	5,882	5,710	50.74	49.26
12	31	15	5	14	11,589	8.10	165	143,017	5,916	5,673	51.05	48.95
3	11	15	4	17	11,588	8.10	166	143,017	5,827	5,761	50.28	49.72
2	27	15	6	18	11,587	8.10	167	143,017	5,984	5,603	51.64	48.36
10	6	15	3	18	11,587	8.10	168	143,017	6,015	5,572	51.91	48.09
3	26	15	5	18	11,585	8.10	169	143,017	6,307	5,278	54.44	45.56
6	17	15	4	18	11,581	8.10	170	143,017	6,202	5,379	53.55	46.45
8	25	15	3	18	11,574	8.09	171	143,017	6,059	5,515	52.35	47.65
4	1	15	4	17	11,573	8.09	172	143,017	5,930	5,643	51.24	48.76
8	4	15	3	17	11,573	8.09	173	143,017	6,074	5,499	52.48	47.52
9	3	15	5	16	11,571	8.09	174	143,017	5,935	5,636	51.29	48.71
9	25	15	6	17	11,569	8.09	175	143,017	5,977	5,592	51.66	48.34
5	8	15	6	17	11,568	8.09	176	143,017	5,926	5,642	51.23	48.77
10	9	15	6	16	11,568	8.09	177	143,017	5,829	5,739	50.39	49.61
4	27	15	2	17	11,563	8.09	178	143,017	5,714	5,849	49.42	50.58
3	13	15	6	15	11,560	8.08	179	143,017	5,700	5,860	49.31	50.69
3	17	15	3	18	11,560	8.08	180	143,017	6,206	5,354	53.69	46.31
5	4	15	2	17	11,560	8.08	181	143,017	5,898	5,662	51.02	48.98
12	31	15	5	13	11,559	8.08	182	143,017	5,588	5,971	48.34	51.66
4	7	15	3	17	11,555	8.08	183	143,017	5,941	5,614	51.41	48.59
10	7	15	4	17	11,555	8.08	184	143,017	5,740	5,815	49.68	50.32
5	14	15	5	18	11,554	8.08	185	143,017	5,945	5,609	51.45	48.55
11	6	15	6	17	11,554	8.08	186	143,017	5,953	5,601	51.52	48.48
3	10	15	3	18	11,553	8.08	187	143,017	6,107	5,446	52.86	47.14
3	25	15	4	17	11,553	8.08	188	143,017	5,895	5,658	51.03	48.97
8	5	15	4	18	11,549	8.08	189	143,017	6,172	5,377	53.44	46.56
6	23	15	3	18	11,547	8.07	190	143,017	6,234	5,313	53.99	46.01
7	29	15	4	18	11,547	8.07	191	143,017	6,090	5,457	52.74	47.26
6	25	15	5	17	11,540	8.07	192	143,017	6,097	5,443	52.83	47.17
10	28	15	4	17	11,540	8.07	193	143,017	5,853	5,687	50.72	49.28

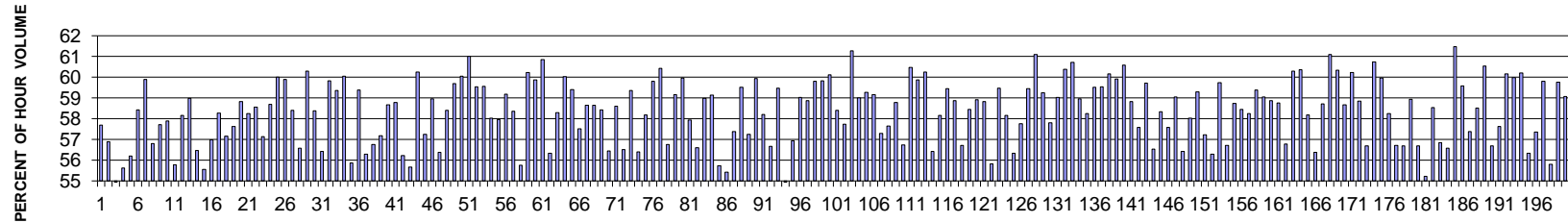
MO	DY	YR	DAY OF WK	HR	HR VOL	PERCENT OF AADT	HOUR NUMBER	AADT	NORTH VOLUME	SOUTH VOLUME	PERCENT NORTH IS OF TOTAL VOLUME	PERCENT SOUTH IS OF TOTAL VOLUME
4	20	15	2	17	11,539	8.07	194	143,017	5,798	5,741	50.25	49.75
5	26	15	3	18	11,537	8.07	195	143,017	6,069	5,468	52.60	47.40
5	29	15	6	17	11,532	8.06	196	143,017	5,893	5,639	51.10	48.90
10	2	15	6	16	11,532	8.06	197	143,017	5,836	5,696	50.61	49.39
11	19	15	5	18	11,531	8.06	198	143,017	6,185	5,346	53.64	46.36
10	20	15	3	17	11,529	8.06	199	143,017	5,889	5,640	51.08	48.92
7	30	15	5	18	11,526	8.06	200	143,017	6,017	5,509	52.20	47.80

**SR 005 MP 1.98 VANCOUVER ADC SITE P5
K FOR PEAK 200 HOURS OF 2015**



AADT= 133794 K 30 FACTOR= 8.17 K 100 FACTOR= 8.03 K 200 FACTOR= 7.92 D 30 FACTOR= 58.38

**SR 005 MP 1.98 VANCOUVER ADC SITE P5
D % IN THE PEAK 200 HOURS OF 2015**



MO	DY	YR	DAY OF WK	HR	HR VOL	PERCENT OF AADT	HOUR NUMBER	AADT	NORTH VOLUME	SOUTH VOLUME	PERCENT NORTH IS OF TOTAL VOLUME	PERCENT SOUTH IS OF TOTAL VOLUME
10	8	15	5	18	11,397	8.52	1	133,794	6,576	4,821	57.70	42.30
10	2	15	6	17	11,257	8.41	2	133,794	6,405	4,852	56.90	43.10
7	9	15	5	18	11,248	8.41	3	133,794	6,180	5,068	54.94	45.06
4	16	15	5	18	11,146	8.33	4	133,794	6,200	4,946	55.63	44.37
11	20	15	6	17	11,144	8.33	5	133,794	6,262	4,882	56.19	43.81
9	24	15	5	18	11,125	8.32	6	133,794	6,499	4,626	58.42	41.58
10	6	15	3	18	11,087	8.29	7	133,794	6,640	4,447	59.89	40.11
5	15	15	6	17	11,083	8.28	8	133,794	6,294	4,789	56.79	43.21
4	15	15	4	18	11,071	8.27	9	133,794	6,390	4,681	57.72	42.28
9	25	15	6	17	11,067	8.27	10	133,794	6,407	4,660	57.89	42.11
11	20	15	6	18	11,056	8.26	11	133,794	6,167	4,889	55.78	44.22
3	5	15	5	18	11,049	8.26	12	133,794	6,426	4,623	58.16	41.84
9	23	15	4	18	11,045	8.26	13	133,794	6,515	4,530	58.99	41.01

MO	DY	YR	DAY OF WK	HR	HR VOL	PERCENT OF AADT	HOUR NUMBER	AADT	NORTH VOLUME	SOUTH VOLUME	PERCENT NORTH IS OF TOTAL VOLUME	PERCENT SOUTH IS OF TOTAL VOLUME
10	9	15	6	17	11,035	8.25	14	133,794	6,230	4,805	56.46	43.54
12	4	15	6	17	11,035	8.25	15	133,794	6,131	4,904	55.56	44.44
2	13	15	6	17	11,033	8.25	16	133,794	6,287	4,746	56.98	43.02
10	1	15	5	18	11,028	8.24	17	133,794	6,425	4,603	58.26	41.74
10	28	15	4	18	11,011	8.23	18	133,794	6,293	4,718	57.15	42.85
10	8	15	5	17	11,000	8.22	19	133,794	6,339	4,661	57.63	42.37
10	14	15	4	18	10,996	8.22	20	133,794	6,468	4,528	58.82	41.18
10	16	15	6	17	10,994	8.22	21	133,794	6,403	4,591	58.24	41.76
9	30	15	4	18	10,982	8.21	22	133,794	6,431	4,551	58.56	41.44
11	13	15	6	17	10,978	8.21	23	133,794	6,273	4,705	57.14	42.86
10	28	15	4	17	10,976	8.20	24	133,794	6,442	4,534	58.69	41.31
5	4	15	2	18	10,974	8.20	25	133,794	6,584	4,390	60.00	40.00
10	13	15	3	18	10,961	8.19	26	133,794	6,566	4,395	59.90	40.10
5	20	15	4	18	10,948	8.18	27	133,794	6,395	4,553	58.41	41.59
7	16	15	5	18	10,942	8.18	28	133,794	6,190	4,752	56.57	43.43
9	15	15	3	18	10,941	8.18	29	133,794	6,596	4,345	60.29	39.71
3	20	15	6	17	10,933	8.17	30	133,794	6,383	4,550	58.38	41.62
3	27	15	6	16	10,933	8.17	31	133,794	6,168	4,765	56.42	43.58
5	5	15	3	18	10,927	8.17	32	133,794	6,537	4,390	59.82	40.18
3	11	15	4	18	10,918	8.16	33	133,794	6,482	4,436	59.37	40.63
5	18	15	2	18	10,918	8.16	34	133,794	6,555	4,363	60.04	39.96
12	18	15	6	16	10,912	8.16	35	133,794	6,096	4,816	55.87	44.13
9	4	15	6	18	10,910	8.15	36	133,794	6,478	4,432	59.38	40.62
5	14	15	5	17	10,907	8.15	37	133,794	6,139	4,768	56.28	43.72
11	6	15	6	17	10,889	8.14	38	133,794	6,180	4,709	56.75	43.25
10	2	15	6	18	10,879	8.13	39	133,794	6,220	4,659	57.17	42.83
10	29	15	5	18	10,878	8.13	40	133,794	6,383	4,495	58.68	41.32
7	22	15	4	18	10,877	8.13	41	133,794	6,395	4,482	58.79	41.21
10	9	15	6	18	10,875	8.13	42	133,794	6,115	4,760	56.23	43.77
3	27	15	6	17	10,874	8.13	43	133,794	6,053	4,821	55.66	44.34
3	11	15	4	17	10,872	8.13	44	133,794	6,551	4,321	60.26	39.74
5	1	15	6	17	10,870	8.12	45	133,794	6,222	4,648	57.24	42.76
4	29	15	4	17	10,867	8.12	46	133,794	6,408	4,459	58.97	41.03
1	16	15	6	16	10,864	8.12	47	133,794	6,124	4,740	56.37	43.63
3	5	15	5	17	10,863	8.12	48	133,794	6,345	4,518	58.41	41.59
11	3	15	3	18	10,858	8.12	49	133,794	6,482	4,376	59.70	40.30
10	21	15	4	18	10,855	8.11	50	133,794	6,519	4,336	60.06	39.94
1	12	15	2	17	10,854	8.11	51	133,794	6,622	4,232	61.01	38.99
10	27	15	3	18	10,854	8.11	52	133,794	6,461	4,393	59.53	40.47
2	4	15	4	17	10,853	8.11	53	133,794	6,464	4,389	59.56	40.44
7	21	15	3	18	10,847	8.11	54	133,794	6,293	4,554	58.02	41.98
9	23	15	4	17	10,846	8.11	55	133,794	6,286	4,560	57.96	42.04
10	15	15	5	18	10,842	8.10	56	133,794	6,416	4,426	59.18	40.82
4	30	15	5	18	10,839	8.10	57	133,794	6,326	4,513	58.36	41.64
11	13	15	6	18	10,838	8.10	58	133,794	6,042	4,796	55.75	44.25

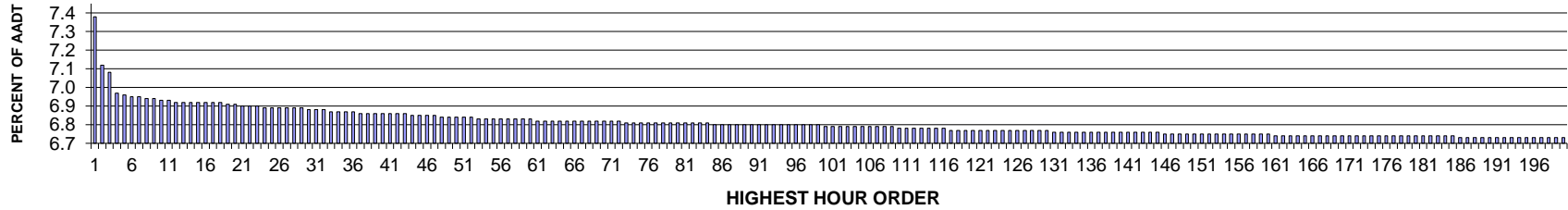
MO	DY	YR	DAY OF WK	HR	HR VOL	PERCENT OF AADT	HOUR NUMBER	AADT	NORTH VOLUME	SOUTH VOLUME	PERCENT NORTH IS OF TOTAL VOLUME	PERCENT SOUTH IS OF TOTAL VOLUME
3	24	15	3	18	10,836	8.10	59	133,794	6,526	4,310	60.23	39.77
5	19	15	3	18	10,831	8.10	60	133,794	6,486	4,345	59.88	40.12
9	16	15	4	17	10,831	8.10	61	133,794	6,590	4,241	60.84	39.16
2	13	15	6	18	10,828	8.09	62	133,794	6,100	4,728	56.34	43.66
5	14	15	5	18	10,828	8.09	63	133,794	6,312	4,516	58.29	41.71
10	7	15	4	18	10,826	8.09	64	133,794	6,499	4,327	60.03	39.97
11	10	15	3	17	10,826	8.09	65	133,794	6,432	4,394	59.41	40.59
5	15	15	6	18	10,822	8.09	66	133,794	6,224	4,598	57.51	42.49
11	4	15	4	18	10,822	8.09	67	133,794	6,346	4,476	58.64	41.36
10	14	15	4	17	10,821	8.09	68	133,794	6,347	4,474	58.65	41.35
9	3	15	5	17	10,816	8.08	69	133,794	6,320	4,496	58.43	41.57
3	6	15	6	17	10,815	8.08	70	133,794	6,105	4,710	56.45	43.55
6	17	15	4	18	10,815	8.08	71	133,794	6,338	4,477	58.60	41.40
2	27	15	6	17	10,811	8.08	72	133,794	6,110	4,701	56.52	43.48
2	3	15	3	18	10,809	8.08	73	133,794	6,416	4,393	59.36	40.64
9	25	15	6	18	10,809	8.08	74	133,794	6,096	4,713	56.40	43.60
10	2	15	6	16	10,803	8.07	75	133,794	6,285	4,518	58.18	41.82
5	6	15	4	18	10,802	8.07	76	133,794	6,461	4,341	59.81	40.19
9	17	15	5	18	10,800	8.07	77	133,794	6,525	4,275	60.42	39.58
11	6	15	6	18	10,799	8.07	78	133,794	6,129	4,670	56.76	43.24
8	5	15	4	18	10,797	8.07	79	133,794	6,386	4,411	59.15	40.85
9	14	15	2	17	10,795	8.07	80	133,794	6,472	4,323	59.95	40.05
5	1	15	6	18	10,793	8.07	81	133,794	6,253	4,540	57.94	42.06
12	18	15	6	18	10,792	8.07	82	133,794	6,107	4,685	56.59	43.41
12	15	15	3	18	10,784	8.06	83	133,794	6,361	4,423	58.99	41.01
3	24	15	3	17	10,783	8.06	84	133,794	6,376	4,407	59.13	40.87
3	13	15	6	18	10,778	8.06	85	133,794	6,007	4,771	55.73	44.27
5	8	15	6	16	10,777	8.05	86	133,794	5,974	4,803	55.43	44.57
4	3	15	6	17	10,774	8.05	87	133,794	6,181	4,593	57.37	42.63
2	18	15	4	18	10,773	8.05	88	133,794	6,412	4,361	59.52	40.48
2	20	15	6	17	10,771	8.05	89	133,794	6,166	4,605	57.25	42.75
9	29	15	3	18	10,771	8.05	90	133,794	6,455	4,316	59.93	40.07
5	21	15	5	18	10,769	8.05	91	133,794	6,269	4,500	58.21	41.79
2	20	15	6	18	10,768	8.05	92	133,794	6,102	4,666	56.67	43.33
8	25	15	3	18	10,768	8.05	93	133,794	6,403	4,365	59.46	40.54
12	4	15	6	18	10,766	8.05	94	133,794	5,915	4,851	54.94	45.06
12	18	15	6	17	10,765	8.05	95	133,794	6,128	4,637	56.93	43.07
6	3	15	4	17	10,762	8.04	96	133,794	6,353	4,409	59.03	40.97
4	1	15	4	18	10,758	8.04	97	133,794	6,333	4,425	58.87	41.13
10	7	15	4	17	10,754	8.04	98	133,794	6,432	4,322	59.81	40.19
8	20	15	5	18	10,747	8.03	99	133,794	6,430	4,317	59.83	40.17
11	4	15	4	17	10,742	8.03	100	133,794	6,457	4,285	60.11	39.89
1	22	15	5	18	10,741	8.03	101	133,794	6,273	4,468	58.40	41.60
5	27	15	4	18	10,740	8.03	102	133,794	6,201	4,539	57.74	42.26
3	10	15	3	18	10,738	8.03	103	133,794	6,580	4,158	61.28	38.72

MO	DY	YR	DAY OF WK	HR	HR VOL	PERCENT OF AADT	HOUR NUMBER	AADT	NORTH VOLUME	SOUTH VOLUME	PERCENT NORTH IS OF TOTAL VOLUME	PERCENT SOUTH IS OF TOTAL VOLUME
11	24	15	3	18	10,738	8.03	104	133,794	6,337	4,401	59.01	40.99
1	14	15	4	17	10,737	8.03	105	133,794	6,365	4,372	59.28	40.72
6	3	15	4	18	10,734	8.02	106	133,794	6,349	4,385	59.15	40.85
10	1	15	5	17	10,734	8.02	107	133,794	6,148	4,586	57.28	42.72
8	13	15	5	18	10,733	8.02	108	133,794	6,186	4,547	57.64	42.36
3	19	15	5	17	10,732	8.02	109	133,794	6,309	4,423	58.79	41.21
4	24	15	6	18	10,732	8.02	110	133,794	6,089	4,643	56.74	43.26
9	16	15	4	18	10,732	8.02	111	133,794	6,491	4,241	60.48	39.52
5	4	15	2	17	10,729	8.02	112	133,794	6,425	4,304	59.88	40.12
10	5	15	2	18	10,727	8.02	113	133,794	6,463	4,264	60.25	39.75
6	12	15	6	17	10,726	8.02	114	133,794	6,052	4,674	56.42	43.58
4	29	15	4	18	10,720	8.01	115	133,794	6,235	4,485	58.16	41.84
6	9	15	3	18	10,720	8.01	116	133,794	6,372	4,348	59.44	40.56
4	21	15	3	18	10,718	8.01	117	133,794	6,310	4,408	58.87	41.13
10	23	15	6	18	10,718	8.01	118	133,794	6,078	4,640	56.71	43.29
2	11	15	4	18	10,717	8.01	119	133,794	6,264	4,453	58.45	41.55
11	24	15	3	17	10,715	8.01	120	133,794	6,312	4,403	58.91	41.09
6	11	15	5	18	10,714	8.01	121	133,794	6,303	4,411	58.83	41.17
6	5	15	6	17	10,709	8.00	122	133,794	5,978	4,731	55.82	44.18
2	17	15	3	18	10,707	8.00	123	133,794	6,367	4,340	59.47	40.53
6	4	15	5	18	10,702	8.00	124	133,794	6,223	4,479	58.15	41.85
4	16	15	5	17	10,701	8.00	125	133,794	6,028	4,673	56.33	43.67
12	16	15	4	17	10,701	8.00	126	133,794	6,181	4,520	57.76	42.24
9	22	15	3	18	10,699	8.00	127	133,794	6,361	4,338	59.45	40.55
9	2	15	4	18	10,697	8.00	128	133,794	6,535	4,162	61.09	38.91
11	19	15	5	18	10,696	7.99	129	133,794	6,336	4,360	59.24	40.76
10	22	15	5	17	10,692	7.99	130	133,794	6,181	4,511	57.81	42.19
4	23	15	5	18	10,691	7.99	131	133,794	6,310	4,381	59.02	40.98
9	3	15	5	18	10,691	7.99	132	133,794	6,455	4,236	60.38	39.62
3	19	15	5	18	10,690	7.99	133	133,794	6,491	4,199	60.72	39.28
6	18	15	5	18	10,686	7.99	134	133,794	6,301	4,385	58.97	41.03
10	30	15	6	17	10,686	7.99	135	133,794	6,223	4,463	58.24	41.76
8	26	15	4	18	10,685	7.99	136	133,794	6,359	4,326	59.51	40.49
10	21	15	4	17	10,682	7.98	137	133,794	6,360	4,322	59.54	40.46
2	26	15	5	17	10,678	7.98	138	133,794	6,425	4,253	60.17	39.83
7	15	15	4	18	10,677	7.98	139	133,794	6,398	4,279	59.92	40.08
2	3	15	3	17	10,676	7.98	140	133,794	6,468	4,208	60.58	39.42
10	30	15	6	18	10,676	7.98	141	133,794	6,281	4,395	58.83	41.17
2	25	15	4	18	10,674	7.98	142	133,794	6,145	4,529	57.57	42.43
5	5	15	3	17	10,674	7.98	143	133,794	6,374	4,300	59.72	40.28
5	22	15	6	17	10,672	7.98	144	133,794	6,033	4,639	56.53	43.47
10	22	15	5	18	10,669	7.97	145	133,794	6,224	4,445	58.34	41.66
8	6	15	5	18	10,667	7.97	146	133,794	6,142	4,525	57.58	42.42
5	20	15	4	17	10,666	7.97	147	133,794	6,298	4,368	59.05	40.95
9	11	15	6	17	10,664	7.97	148	133,794	6,018	4,646	56.43	43.57

MO	DY	YR	DAY OF WK	HR	HR VOL	PERCENT OF AADT	HOUR NUMBER	AADT	NORTH VOLUME	SOUTH VOLUME	PERCENT NORTH IS OF TOTAL VOLUME	PERCENT SOUTH IS OF TOTAL VOLUME
8	13	15	5	17	10,662	7.97	149	133,794	6,187	4,475	58.03	41.97
11	18	15	4	17	10,662	7.97	150	133,794	6,322	4,340	59.29	40.71
11	20	15	6	16	10,662	7.97	151	133,794	6,101	4,561	57.22	42.78
5	15	15	6	16	10,660	7.97	152	133,794	6,000	4,660	56.29	43.71
1	8	15	5	17	10,657	7.97	153	133,794	6,366	4,291	59.74	40.26
1	16	15	6	17	10,657	7.97	154	133,794	6,045	4,612	56.72	43.28
5	29	15	6	17	10,656	7.96	155	133,794	6,259	4,397	58.74	41.26
10	15	15	5	17	10,656	7.96	156	133,794	6,228	4,428	58.45	41.55
4	30	15	5	17	10,654	7.96	157	133,794	6,205	4,449	58.24	41.76
4	2	15	5	18	10,650	7.96	158	133,794	6,325	4,325	59.39	40.61
8	27	15	5	18	10,650	7.96	159	133,794	6,288	4,362	59.04	40.96
10	20	15	3	18	10,650	7.96	160	133,794	6,270	4,380	58.87	41.13
1	14	15	4	18	10,648	7.96	161	133,794	6,257	4,391	58.76	41.24
2	6	15	6	17	10,647	7.96	162	133,794	6,045	4,602	56.78	43.22
2	11	15	4	17	10,647	7.96	163	133,794	6,419	4,228	60.29	39.71
5	19	15	3	17	10,647	7.96	164	133,794	6,427	4,220	60.36	39.64
9	10	15	5	17	10,647	7.96	165	133,794	6,196	4,451	58.19	41.81
10	9	15	6	16	10,647	7.96	166	133,794	6,003	4,644	56.38	43.62
9	30	15	4	17	10,646	7.96	167	133,794	6,251	4,395	58.72	41.28
9	1	15	3	18	10,645	7.96	168	133,794	6,503	4,142	61.09	38.91
2	12	15	5	18	10,640	7.95	169	133,794	6,419	4,221	60.33	39.67
9	2	15	4	17	10,639	7.95	170	133,794	6,241	4,398	58.66	41.34
9	14	15	2	18	10,636	7.95	171	133,794	6,405	4,231	60.22	39.78
2	12	15	5	17	10,634	7.95	172	133,794	6,258	4,376	58.85	41.15
7	23	15	5	18	10,632	7.95	173	133,794	6,027	4,605	56.69	43.31
2	24	15	3	17	10,630	7.95	174	133,794	6,458	4,172	60.75	39.25
2	26	15	5	18	10,630	7.95	175	133,794	6,375	4,255	59.97	40.03
5	7	15	5	18	10,629	7.94	176	133,794	6,190	4,439	58.24	41.76
3	6	15	6	16	10,628	7.94	177	133,794	6,028	4,600	56.72	43.28
3	6	15	6	18	10,624	7.94	178	133,794	6,023	4,601	56.69	43.31
5	13	15	4	18	10,623	7.94	179	133,794	6,260	4,363	58.93	41.07
5	22	15	6	16	10,623	7.94	180	133,794	6,021	4,602	56.68	43.32
5	1	15	6	16	10,621	7.94	181	133,794	5,866	4,755	55.23	44.77
12	3	15	5	18	10,620	7.94	182	133,794	6,217	4,403	58.54	41.46
4	20	15	2	17	10,618	7.94	183	133,794	6,035	4,583	56.84	43.16
9	18	15	6	17	10,614	7.93	184	133,794	6,005	4,609	56.58	43.42
10	26	15	2	18	10,614	7.93	185	133,794	6,525	4,089	61.48	38.52
6	2	15	3	18	10,610	7.93	186	133,794	6,323	4,287	59.59	40.41
8	27	15	5	17	10,610	7.93	187	133,794	6,088	4,522	57.38	42.62
11	19	15	5	17	10,610	7.93	188	133,794	6,208	4,402	58.51	41.49
1	29	15	5	18	10,608	7.93	189	133,794	6,423	4,185	60.55	39.45
5	8	15	6	17	10,608	7.93	190	133,794	6,013	4,595	56.68	43.32
10	23	15	6	17	10,606	7.93	191	133,794	6,111	4,495	57.62	42.38
4	21	15	3	17	10,605	7.93	192	133,794	6,379	4,226	60.15	39.85
9	15	15	3	17	10,604	7.93	193	133,794	6,361	4,243	59.99	40.01

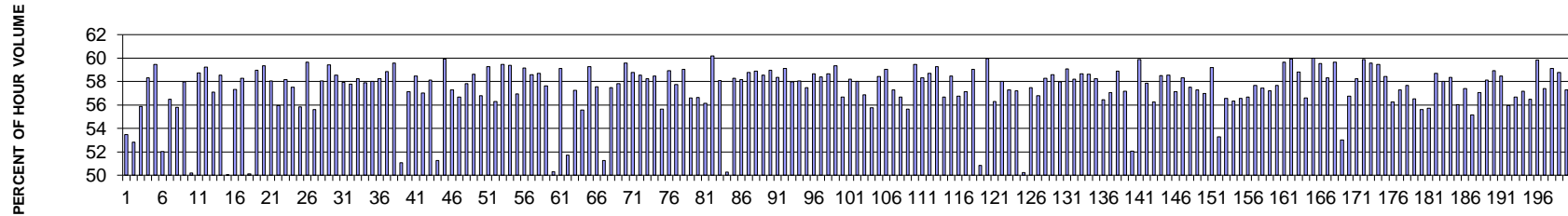
MO	DY	YR	DAY OF WK	HR	HR VOL	PERCENT OF AADT	HOUR NUMBER	AADT	NORTH VOLUME	SOUTH VOLUME	PERCENT NORTH IS OF TOTAL VOLUME	PERCENT SOUTH IS OF TOTAL VOLUME
3	4	15	4	18	10,602	7.92	194	133,794	6,382	4,220	60.20	39.80
4	17	15	6	17	10,602	7.92	195	133,794	5,973	4,629	56.34	43.66
9	18	15	6	18	10,602	7.92	196	133,794	6,081	4,521	57.36	42.64
1	21	15	4	18	10,601	7.92	197	133,794	6,339	4,262	59.80	40.20
9	11	15	6	18	10,601	7.92	198	133,794	5,916	4,685	55.81	44.19
2	4	15	4	18	10,596	7.92	199	133,794	6,331	4,265	59.75	40.25
12	16	15	4	18	10,595	7.92	200	133,794	6,257	4,338	59.06	40.94

**SR 167 MP 23.70 KENT ADC SITE P6
K FOR PEAK 200 HOURS OF 2015**



AADT= 123382 K 30 FACTOR= 6.83 K 100 FACTOR= 6.74 K 200 FACTOR= 6.68 D 30 FACTOR= 58.54

**SR 167 MP 23.70 KENT ADC SITE P6
D % IN THE PEAK 200 HOURS OF 2015**



MO	DY	YR	DAY OF WK	HR	HR VOL	PERCENT OF AADT	HOUR NUMBER	AADT	NORTH VOLUME	SOUTH VOLUME	PERCENT NORTH IS OF TOTAL VOLUME	PERCENT SOUTH IS OF TOTAL VOLUME
10	5	15	2	15	9,044	7.33	1	123,382	4,210	4,834	46.55	53.45
8	13	15	5	15	8,719	7.07	2	123,382	4,114	4,605	47.18	52.82
6	12	15	6	15	8,671	7.03	3	123,382	3,825	4,846	44.11	55.89
4	29	15	4	17	8,542	6.92	4	123,382	3,562	4,980	41.70	58.30
10	19	15	2	17	8,520	6.91	5	123,382	3,453	5,067	40.53	59.47
5	2	15	7	18	8,519	6.90	6	123,382	4,088	4,431	47.99	52.01
2	13	15	6	15	8,511	6.90	7	123,382	3,705	4,806	43.53	56.47
1	30	15	6	15	8,503	6.89	8	123,382	3,758	4,745	44.20	55.80
3	6	15	6	16	8,495	6.89	9	123,382	3,571	4,924	42.04	57.96
5	16	15	7	17	8,485	6.88	10	123,382	4,258	4,227	50.18	49.82
2	24	15	3	17	8,483	6.88	11	123,382	3,500	4,983	41.26	58.74
2	11	15	4	17	8,482	6.87	12	123,382	3,458	5,024	40.77	59.23
6	17	15	4	16	8,480	6.87	13	123,382	3,640	4,840	42.92	57.08

MO	DY	YR	DAY OF WK	HR	HR VOL	PERCENT OF AADT	HOUR NUMBER	AADT	NORTH VOLUME	SOUTH VOLUME	PERCENT NORTH IS OF TOTAL VOLUME	PERCENT SOUTH IS OF TOTAL VOLUME
5	6	15	4	16	8,474	6.87	14	123,382	3,512	4,962	41.44	58.56
5	16	15	7	16	8,473	6.87	15	123,382	4,238	4,235	50.02	49.98
3	27	15	6	15	8,471	6.87	16	123,382	3,614	4,857	42.66	57.34
6	1	15	2	16	8,471	6.87	17	123,382	3,535	4,936	41.73	58.27
7	11	15	7	17	8,471	6.87	18	123,382	4,244	4,227	50.10	49.90
4	7	15	3	17	8,462	6.86	19	123,382	3,471	4,991	41.02	58.98
3	4	15	4	16	8,459	6.86	20	123,382	3,440	5,019	40.67	59.33
7	21	15	3	17	8,455	6.85	21	123,382	3,547	4,908	41.95	58.05
3	13	15	6	15	8,453	6.85	22	123,382	3,724	4,729	44.06	55.94
8	24	15	2	17	8,446	6.85	23	123,382	3,533	4,913	41.83	58.17
1	30	15	6	17	8,444	6.84	24	123,382	3,586	4,858	42.47	57.53
8	13	15	5	16	8,443	6.84	25	123,382	3,730	4,713	44.18	55.82
10	15	15	5	17	8,443	6.84	26	123,382	3,408	5,035	40.36	59.64
2	16	15	2	15	8,442	6.84	27	123,382	3,749	4,693	44.41	55.59
6	15	15	2	17	8,437	6.84	28	123,382	3,541	4,896	41.97	58.03
8	26	15	4	17	8,435	6.84	29	123,382	3,422	5,013	40.57	59.43
10	6	15	3	17	8,423	6.83	30	123,382	3,492	4,931	41.46	58.54
7	15	15	4	17	8,422	6.83	31	123,382	3,543	4,879	42.07	57.93
8	13	15	5	17	8,421	6.83	32	123,382	3,556	4,865	42.23	57.77
5	27	15	4	17	8,418	6.82	33	123,382	3,516	4,902	41.77	58.23
11	11	15	4	16	8,416	6.82	34	123,382	3,545	4,871	42.12	57.88
12	16	15	4	16	8,416	6.82	35	123,382	3,533	4,883	41.98	58.02
6	9	15	3	17	8,415	6.82	36	123,382	3,516	4,899	41.78	58.22
2	20	15	6	17	8,408	6.81	37	123,382	3,461	4,947	41.16	58.84
3	3	15	3	17	8,405	6.81	38	123,382	3,397	5,008	40.42	59.58
7	11	15	7	18	8,403	6.81	39	123,382	4,290	4,113	51.05	48.95
7	15	15	4	16	8,402	6.81	40	123,382	3,601	4,801	42.86	57.14
2	16	15	2	16	8,401	6.81	41	123,382	3,489	4,912	41.53	58.47
5	1	15	6	15	8,400	6.81	42	123,382	3,612	4,788	43.00	57.00
6	16	15	3	16	8,399	6.81	43	123,382	3,516	4,883	41.86	58.14
10	5	15	2	17	8,394	6.80	44	123,382	4,091	4,303	48.74	51.26
7	22	15	4	17	8,390	6.80	45	123,382	3,362	5,028	40.07	59.93
5	7	15	5	16	8,388	6.80	46	123,382	3,584	4,804	42.73	57.27
4	2	15	5	15	8,386	6.80	47	123,382	3,633	4,753	43.32	56.68
3	13	15	6	16	8,379	6.79	48	123,382	3,536	4,843	42.20	57.80
6	3	15	4	16	8,379	6.79	49	123,382	3,466	4,913	41.37	58.63
4	17	15	6	15	8,378	6.79	50	123,382	3,621	4,757	43.22	56.78
3	12	15	5	17	8,375	6.79	51	123,382	3,410	4,965	40.72	59.28
11	11	15	4	18	8,374	6.79	52	123,382	3,660	4,714	43.71	56.29
5	5	15	3	17	8,371	6.78	53	123,382	3,393	4,978	40.53	59.47
5	11	15	2	17	8,371	6.78	54	123,382	3,401	4,970	40.63	59.37
6	4	15	5	17	8,370	6.78	55	123,382	3,604	4,766	43.06	56.94
2	18	15	4	17	8,369	6.78	56	123,382	3,417	4,952	40.83	59.17
8	31	15	2	17	8,368	6.78	57	123,382	3,465	4,903	41.41	58.59
3	13	15	6	17	8,367	6.78	58	123,382	3,456	4,911	41.31	58.69

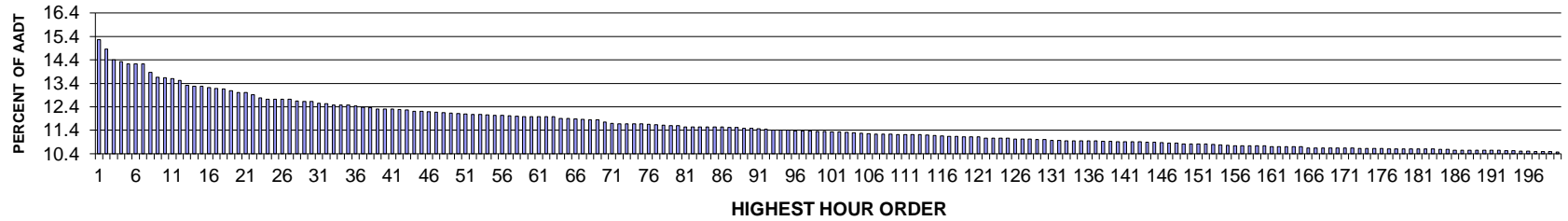
MO	DY	YR	DAY OF WK	HR	HR VOL	PERCENT OF AADT	HOUR NUMBER	AADT	NORTH VOLUME	SOUTH VOLUME	PERCENT NORTH IS OF TOTAL VOLUME	PERCENT SOUTH IS OF TOTAL VOLUME
4	17	15	6	16	8,367	6.78	59	123,382	3,545	4,822	42.37	57.63
5	30	15	7	18	8,364	6.78	60	123,382	4,158	4,206	49.71	50.29
2	12	15	5	16	8,358	6.77	61	123,382	3,417	4,941	40.88	59.12
2	21	15	7	16	8,358	6.77	62	123,382	4,037	4,321	48.30	51.70
5	19	15	3	15	8,358	6.77	63	123,382	3,573	4,785	42.75	57.25
6	24	15	4	15	8,358	6.77	64	123,382	3,715	4,643	44.45	55.55
3	6	15	6	17	8,356	6.77	65	123,382	3,404	4,952	40.74	59.26
11	4	15	4	17	8,356	6.77	66	123,382	3,546	4,810	42.44	57.56
5	2	15	7	17	8,354	6.77	67	123,382	4,072	4,282	48.74	51.26
1	30	15	6	16	8,352	6.77	68	123,382	3,553	4,799	42.54	57.46
8	26	15	4	18	8,350	6.77	69	123,382	3,523	4,827	42.19	57.81
2	18	15	4	16	8,348	6.77	70	123,382	3,375	4,973	40.43	59.57
10	8	15	5	17	8,348	6.77	71	123,382	3,441	4,907	41.22	58.78
6	23	15	3	16	8,347	6.77	72	123,382	3,459	4,888	41.44	58.56
1	22	15	5	17	8,345	6.76	73	123,382	3,484	4,861	41.75	58.25
5	1	15	6	16	8,344	6.76	74	123,382	3,466	4,878	41.54	58.46
7	10	15	6	15	8,343	6.76	75	123,382	3,700	4,643	44.35	55.65
4	16	15	5	16	8,342	6.76	76	123,382	3,425	4,917	41.06	58.94
7	28	15	3	17	8,342	6.76	77	123,382	3,525	4,817	42.26	57.74
3	5	15	5	17	8,341	6.76	78	123,382	3,416	4,925	40.95	59.05
5	8	15	6	15	8,341	6.76	79	123,382	3,621	4,720	43.41	56.59
5	28	15	5	15	8,340	6.76	80	123,382	3,616	4,724	43.36	56.64
6	2	15	3	15	8,340	6.76	81	123,382	3,660	4,680	43.88	56.12
10	22	15	5	16	8,338	6.76	82	123,382	3,319	5,019	39.81	60.19
10	23	15	6	17	8,338	6.76	83	123,382	3,496	4,842	41.93	58.07
5	16	15	7	18	8,335	6.76	84	123,382	4,147	4,188	49.75	50.25
5	6	15	4	17	8,334	6.75	85	123,382	3,479	4,855	41.74	58.26
7	28	15	3	16	8,332	6.75	86	123,382	3,485	4,847	41.83	58.17
4	21	15	3	17	8,330	6.75	87	123,382	3,435	4,895	41.24	58.76
4	27	15	2	16	8,330	6.75	88	123,382	3,424	4,906	41.10	58.90
4	30	15	5	17	8,329	6.75	89	123,382	3,454	4,875	41.47	58.53
8	5	15	4	17	8,328	6.75	90	123,382	3,416	4,912	41.02	58.98
11	3	15	3	17	8,328	6.75	91	123,382	3,468	4,860	41.64	58.36
4	2	15	5	16	8,327	6.75	92	123,382	3,405	4,922	40.89	59.11
8	26	15	4	16	8,327	6.75	93	123,382	3,499	4,828	42.02	57.98
3	6	15	6	15	8,326	6.75	94	123,382	3,493	4,833	41.95	58.05
2	18	15	4	15	8,325	6.75	95	123,382	3,540	4,785	42.52	57.48
4	9	15	5	17	8,325	6.75	96	123,382	3,441	4,884	41.33	58.67
6	1	15	2	18	8,325	6.75	97	123,382	3,465	4,860	41.62	58.38
8	19	15	4	17	8,325	6.75	98	123,382	3,442	4,883	41.35	58.65
4	22	15	4	17	8,324	6.75	99	123,382	3,383	4,941	40.64	59.36
5	29	15	6	17	8,321	6.74	100	123,382	3,605	4,716	43.32	56.68
12	29	15	3	17	8,321	6.74	101	123,382	3,478	4,843	41.80	58.20
10	27	15	3	17	8,320	6.74	102	123,382	3,493	4,827	41.98	58.02
2	6	15	6	16	8,319	6.74	103	123,382	3,587	4,732	43.12	56.88

MO	DY	YR	DAY OF WK	HR	HR VOL	PERCENT OF AADT	HOUR NUMBER	AADT	NORTH VOLUME	SOUTH VOLUME	PERCENT NORTH IS OF TOTAL VOLUME	PERCENT SOUTH IS OF TOTAL VOLUME
6	1	15	2	15	8,318	6.74	104	123,382	3,679	4,639	44.23	55.77
6	23	15	3	17	8,317	6.74	105	123,382	3,458	4,859	41.58	58.42
5	19	15	3	17	8,316	6.74	106	123,382	3,405	4,911	40.95	59.05
2	20	15	6	15	8,311	6.74	107	123,382	3,551	4,760	42.73	57.27
4	10	15	6	15	8,310	6.74	108	123,382	3,601	4,709	43.33	56.67
7	28	15	3	15	8,310	6.74	109	123,382	3,685	4,625	44.34	55.66
5	14	15	5	17	8,307	6.73	110	123,382	3,369	4,938	40.56	59.44
3	27	15	6	17	8,303	6.73	111	123,382	3,460	4,843	41.67	58.33
4	8	15	4	17	8,303	6.73	112	123,382	3,428	4,875	41.29	58.71
4	27	15	2	17	8,301	6.73	113	123,382	3,381	4,920	40.73	59.27
6	17	15	4	17	8,301	6.73	114	123,382	3,596	4,705	43.32	56.68
2	12	15	5	17	8,299	6.73	115	123,382	3,448	4,851	41.55	58.45
6	3	15	4	15	8,299	6.73	116	123,382	3,590	4,709	43.26	56.74
4	9	15	5	15	8,297	6.72	117	123,382	3,556	4,741	42.86	57.14
5	18	15	2	17	8,297	6.72	118	123,382	3,400	4,897	40.98	59.02
8	13	15	5	14	8,297	6.72	119	123,382	4,218	4,079	50.84	49.16
2	10	15	3	17	8,294	6.72	120	123,382	3,320	4,974	40.03	59.97
7	14	15	3	15	8,293	6.72	121	123,382	3,625	4,668	43.71	56.29
11	10	15	3	17	8,293	6.72	122	123,382	3,483	4,810	42.00	58.00
3	16	15	2	15	8,291	6.72	123	123,382	3,541	4,750	42.71	57.29
6	16	15	3	17	8,291	6.72	124	123,382	3,548	4,743	42.79	57.21
8	8	15	7	17	8,290	6.72	125	123,382	4,126	4,164	49.77	50.23
12	22	15	3	16	8,290	6.72	126	123,382	3,526	4,764	42.53	57.47
3	19	15	5	15	8,289	6.72	127	123,382	3,581	4,708	43.20	56.80
7	28	15	3	18	8,289	6.72	128	123,382	3,460	4,829	41.74	58.26
3	10	15	3	16	8,288	6.72	129	123,382	3,434	4,854	41.43	58.57
2	26	15	5	17	8,287	6.72	130	123,382	3,483	4,804	42.03	57.97
2	26	15	5	16	8,285	6.71	131	123,382	3,391	4,894	40.93	59.07
10	22	15	5	17	8,284	6.71	132	123,382	3,463	4,821	41.80	58.20
4	15	15	4	16	8,283	6.71	133	123,382	3,423	4,860	41.33	58.67
10	12	15	2	17	8,283	6.71	134	123,382	3,428	4,855	41.39	58.61
4	8	15	4	18	8,281	6.71	135	123,382	3,460	4,821	41.78	58.22
7	27	15	2	15	8,281	6.71	136	123,382	3,606	4,675	43.55	56.45
1	19	15	2	16	8,280	6.71	137	123,382	3,557	4,723	42.96	57.04
4	8	15	4	16	8,278	6.71	138	123,382	3,405	4,873	41.13	58.87
7	24	15	6	17	8,277	6.71	139	123,382	3,545	4,732	42.83	57.17
10	5	15	2	16	8,277	6.71	140	123,382	4,307	3,970	52.04	47.96
3	2	15	2	17	8,276	6.71	141	123,382	3,321	4,955	40.13	59.87
6	4	15	5	16	8,276	6.71	142	123,382	3,487	4,789	42.13	57.87
7	16	15	5	15	8,276	6.71	143	123,382	3,621	4,655	43.75	56.25
3	18	15	4	17	8,274	6.71	144	123,382	3,432	4,842	41.48	58.52
11	3	15	3	16	8,274	6.71	145	123,382	3,429	4,845	41.44	58.56
10	22	15	5	15	8,272	6.70	146	123,382	3,546	4,726	42.87	57.13
6	2	15	3	16	8,270	6.70	147	123,382	3,447	4,823	41.68	58.32
6	22	15	2	16	8,270	6.70	148	123,382	3,514	4,756	42.49	57.51

MO	DY	YR	DAY OF WK	HR	HR VOL	PERCENT OF AADT	HOUR NUMBER	AADT	NORTH VOLUME	SOUTH VOLUME	PERCENT NORTH IS OF TOTAL VOLUME	PERCENT SOUTH IS OF TOTAL VOLUME
10	2	15	6	17	8,270	6.70	149	123,382	3,531	4,739	42.70	57.30
2	10	15	3	15	8,267	6.70	150	123,382	3,557	4,710	43.03	56.97
7	14	15	3	17	8,267	6.70	151	123,382	3,374	4,893	40.81	59.19
4	18	15	7	14	8,266	6.70	152	123,382	3,862	4,404	46.72	53.28
6	18	15	5	16	8,266	6.70	153	123,382	3,591	4,675	43.44	56.56
7	7	15	3	15	8,266	6.70	154	123,382	3,611	4,655	43.68	56.32
5	14	15	5	15	8,265	6.70	155	123,382	3,592	4,673	43.46	56.54
6	4	15	5	15	8,265	6.70	156	123,382	3,580	4,685	43.32	56.68
3	17	15	3	15	8,264	6.70	157	123,382	3,500	4,764	42.35	57.65
12	1	15	3	17	8,264	6.70	158	123,382	3,519	4,745	42.58	57.42
3	26	15	5	15	8,261	6.70	159	123,382	3,536	4,725	42.80	57.20
8	11	15	3	18	8,261	6.70	160	123,382	3,496	4,765	42.32	57.68
1	6	15	3	16	8,260	6.69	161	123,382	3,333	4,927	40.35	59.65
2	17	15	3	17	8,260	6.69	162	123,382	3,310	4,950	40.07	59.93
3	26	15	5	16	8,260	6.69	163	123,382	3,402	4,858	41.19	58.81
6	5	15	6	15	8,259	6.69	164	123,382	3,585	4,674	43.41	56.59
2	24	15	3	16	8,258	6.69	165	123,382	3,303	4,955	40.00	60.00
4	3	15	6	16	8,258	6.69	166	123,382	3,343	4,915	40.48	59.52
6	8	15	2	17	8,258	6.69	167	123,382	3,442	4,816	41.68	58.32
4	28	15	3	16	8,257	6.69	168	123,382	3,331	4,926	40.34	59.66
5	22	15	6	13	8,257	6.69	169	123,382	3,879	4,378	46.98	53.02
6	16	15	3	18	8,256	6.69	170	123,382	3,571	4,685	43.25	56.75
8	11	15	3	16	8,255	6.69	171	123,382	3,447	4,808	41.76	58.24
2	23	15	2	17	8,254	6.69	172	123,382	3,311	4,943	40.11	59.89
4	20	15	2	17	8,253	6.69	173	123,382	3,336	4,917	40.42	59.58
3	5	15	5	16	8,252	6.69	174	123,382	3,347	4,905	40.56	59.44
2	13	15	6	17	8,251	6.69	175	123,382	3,430	4,821	41.57	58.43
6	9	15	3	15	8,251	6.69	176	123,382	3,608	4,643	43.73	56.27
7	16	15	5	17	8,251	6.69	177	123,382	3,523	4,728	42.70	57.30
11	3	15	3	18	8,251	6.69	178	123,382	3,492	4,759	42.32	57.68
1	16	15	6	15	8,250	6.69	179	123,382	3,586	4,664	43.47	56.53
5	7	15	5	15	8,250	6.69	180	123,382	3,664	4,586	44.41	55.59
5	22	15	6	14	8,250	6.69	181	123,382	3,652	4,598	44.27	55.73
8	11	15	3	17	8,250	6.69	182	123,382	3,408	4,842	41.31	58.69
10	21	15	4	17	8,250	6.69	183	123,382	3,466	4,784	42.01	57.99
7	7	15	3	18	8,249	6.69	184	123,382	3,434	4,815	41.63	58.37
12	11	15	6	15	8,249	6.69	185	123,382	3,627	4,622	43.97	56.03
2	24	15	3	15	8,248	6.68	186	123,382	3,513	4,735	42.59	57.41
8	10	15	2	15	8,248	6.68	187	123,382	3,701	4,547	44.87	55.13
8	27	15	5	18	8,248	6.68	188	123,382	3,542	4,706	42.94	57.06
4	15	15	4	17	8,247	6.68	189	123,382	3,455	4,792	41.89	58.11
5	14	15	5	16	8,247	6.68	190	123,382	3,389	4,858	41.09	58.91
10	8	15	5	16	8,246	6.68	191	123,382	3,425	4,821	41.54	58.46
5	15	15	6	15	8,245	6.68	192	123,382	3,633	4,612	44.06	55.94
5	20	15	4	15	8,245	6.68	193	123,382	3,573	4,672	43.34	56.66

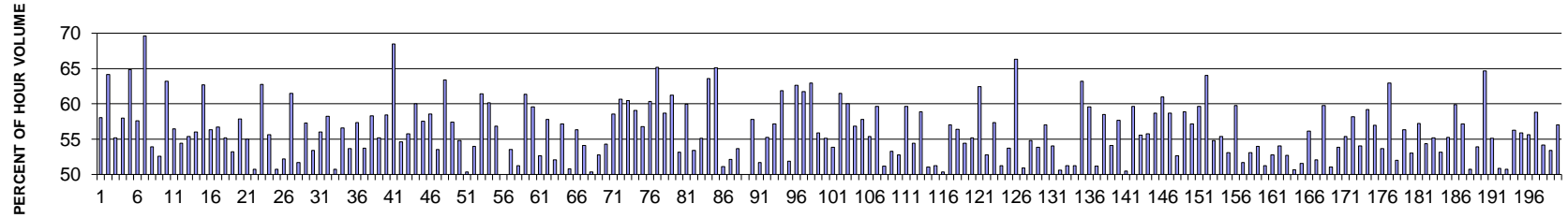
MO	DY	YR	DAY OF WK	HR	HR VOL	PERCENT OF AADT	HOUR NUMBER	AADT	NORTH VOLUME	SOUTH VOLUME	PERCENT NORTH IS OF TOTAL VOLUME	PERCENT SOUTH IS OF TOTAL VOLUME
2	13	15	6	16	8,244	6.68	194	123,382	3,532	4,712	42.84	57.16
2	27	15	6	15	8,243	6.68	195	123,382	3,587	4,656	43.52	56.48
8	4	15	3	17	8,243	6.68	196	123,382	3,310	4,933	40.16	59.84
12	15	15	3	15	8,243	6.68	197	123,382	3,512	4,731	42.61	57.39
1	19	15	2	17	8,242	6.68	198	123,382	3,371	4,871	40.90	59.10
3	11	15	4	17	8,242	6.68	199	123,382	3,399	4,843	41.24	58.76
5	27	15	4	18	8,242	6.68	200	123,382	3,522	4,720	42.73	57.27

**SR 395 MP 93.01 RITZVILLE #2 ADC SITE P7C
K FOR PEAK 200 HOURS OF 2015**



AADT= 8066 K 30 FACTOR= 12.63 K 100 FACTOR= 11.36 K 200 FACTOR= 10.48 D 30 FACTOR= 53.39

**SR 395 MP 93.01 RITZVILLE #2 ADC SITE P7C
D % IN THE PEAK 200 HOURS OF 2015**



MO	DY	YR	DAY OF WK	HR	HR VOL	PERCENT OF AADT	HOUR NUMBER	AADT	NORTH VOLUME	SOUTH VOLUME	PERCENT NORTH IS OF TOTAL VOLUME	PERCENT SOUTH IS OF TOTAL VOLUME
7	31	15	6	14	1,232	15.27	1	8,066	517	715	41.96	58.04
7	5	15	1	15	1,199	14.86	2	8,066	430	769	35.86	64.14
7	31	15	6	15	1,162	14.41	3	8,066	641	521	55.16	44.84
7	5	15	1	16	1,156	14.33	4	8,066	486	670	42.04	57.96
7	5	15	1	14	1,149	14.24	5	8,066	404	745	35.16	64.84
8	9	15	1	18	1,149	14.24	6	8,066	662	487	57.62	42.38
7	5	15	1	13	1,148	14.23	7	8,066	349	799	30.40	69.60
7	26	15	1	15	1,119	13.87	8	8,066	516	603	46.11	53.89
8	16	15	1	16	1,101	13.65	9	8,066	522	579	47.41	52.59
7	19	15	1	18	1,100	13.64	10	8,066	695	405	63.18	36.82
8	9	15	1	14	1,098	13.61	11	8,066	478	620	43.53	56.47
8	16	15	1	15	1,091	13.53	12	8,066	497	594	45.55	54.45
9	7	15	2	16	1,074	13.32	13	8,066	479	595	44.60	55.40

MO	DY	YR	DAY OF WK	HR	HR VOL	PERCENT OF AADT	HOUR NUMBER	AADT	NORTH VOLUME	SOUTH VOLUME	PERCENT NORTH IS OF TOTAL VOLUME	PERCENT SOUTH IS OF TOTAL VOLUME
8	16	15	1	13	1,071	13.28	14	8,066	471	600	43.98	56.02
6	26	15	6	16	1,070	13.27	15	8,066	671	399	62.71	37.29
9	7	15	2	15	1,067	13.23	16	8,066	466	601	43.67	56.33
8	2	15	1	16	1,063	13.18	17	8,066	460	603	43.27	56.73
8	2	15	1	15	1,062	13.17	18	8,066	476	586	44.82	55.18
7	19	15	1	15	1,056	13.09	19	8,066	494	562	46.78	53.22
7	19	15	1	14	1,049	13.01	20	8,066	442	607	42.14	57.86
8	16	15	1	14	1,049	13.01	21	8,066	472	577	45.00	55.00
5	25	15	2	17	1,041	12.91	22	8,066	513	528	49.28	50.72
8	9	15	1	13	1,031	12.78	23	8,066	384	647	37.25	62.75
7	24	15	6	16	1,027	12.73	24	8,066	571	456	55.60	44.40
7	26	15	1	16	1,027	12.73	25	8,066	521	506	50.73	49.27
8	9	15	1	15	1,027	12.73	26	8,066	491	536	47.81	52.19
5	25	15	2	14	1,026	12.72	27	8,066	395	631	38.50	61.50
7	26	15	1	17	1,020	12.65	28	8,066	527	493	51.67	48.33
5	22	15	6	17	1,019	12.63	29	8,066	584	435	57.31	42.69
7	19	15	1	16	1,019	12.63	30	8,066	475	544	46.61	53.39
8	7	15	6	15	1,012	12.55	31	8,066	567	445	56.03	43.97
5	22	15	6	16	1,011	12.53	32	8,066	589	422	58.26	41.74
8	9	15	1	17	1,007	12.48	33	8,066	511	496	50.74	49.26
7	5	15	1	17	1,006	12.47	34	8,066	437	569	43.44	56.56
8	16	15	1	12	1,006	12.47	35	8,066	466	540	46.32	53.68
7	31	15	6	16	1,003	12.43	36	8,066	575	428	57.33	42.67
9	4	15	6	17	999	12.39	37	8,066	537	462	53.75	46.25
8	2	15	1	14	998	12.37	38	8,066	416	582	41.68	58.32
5	25	15	2	15	993	12.31	39	8,066	445	548	44.81	55.19
7	24	15	6	15	993	12.31	40	8,066	580	413	58.41	41.59
7	5	15	1	12	992	12.30	41	8,066	313	679	31.55	68.45
8	9	15	1	16	991	12.29	42	8,066	450	541	45.41	54.59
9	4	15	6	18	990	12.27	43	8,066	552	438	55.76	44.24
5	22	15	6	15	985	12.21	44	8,066	591	394	60.00	40.00
8	23	15	1	15	985	12.21	45	8,066	418	567	42.44	57.56
6	28	15	1	15	984	12.20	46	8,066	408	576	41.46	58.54
5	22	15	6	13	982	12.17	47	8,066	456	526	46.44	53.56
8	9	15	1	12	980	12.15	48	8,066	359	621	36.63	63.37
7	19	15	1	13	979	12.14	49	8,066	417	562	42.59	57.41
8	7	15	6	16	978	12.12	50	8,066	536	442	54.81	45.19
8	23	15	1	16	975	12.09	51	8,066	484	491	49.64	50.36
5	8	15	6	15	974	12.08	52	8,066	526	448	54.00	46.00
9	7	15	2	14	974	12.08	53	8,066	376	598	38.60	61.40
9	4	15	6	16	973	12.06	54	8,066	585	388	60.12	39.88
8	2	15	1	13	971	12.04	55	8,066	419	552	43.15	56.85
8	30	15	1	16	970	12.03	56	8,066	485	485	50.00	50.00
9	20	15	1	16	969	12.01	57	8,066	519	450	53.56	46.44
8	2	15	1	17	968	12.00	58	8,066	472	496	48.76	51.24

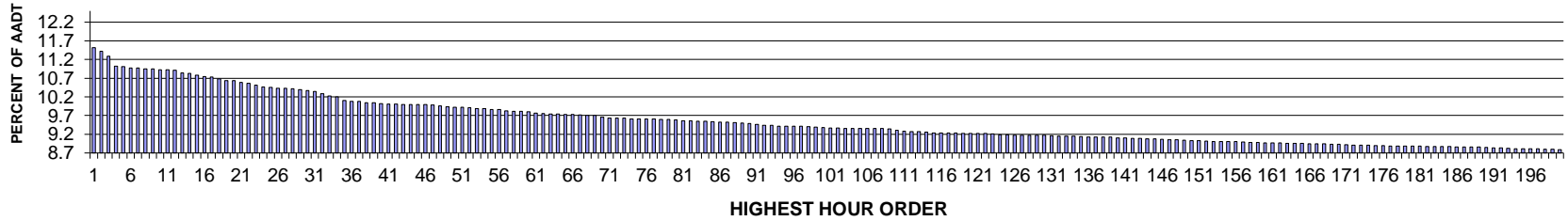
MO	DY	YR	DAY OF WK	HR	HR VOL	PERCENT OF AADT	HOUR NUMBER	AADT	NORTH VOLUME	SOUTH VOLUME	PERCENT NORTH IS OF TOTAL VOLUME	PERCENT SOUTH IS OF TOTAL VOLUME
6	28	15	1	14	967	11.99	59	8,066	374	593	38.68	61.32
7	10	15	6	15	967	11.99	60	8,066	576	391	59.57	40.43
8	7	15	6	12	967	11.99	61	8,066	458	509	47.36	52.64
9	4	15	6	15	967	11.99	62	8,066	559	408	57.81	42.19
5	22	15	6	14	966	11.98	63	8,066	503	463	52.07	47.93
6	28	15	1	16	961	11.91	64	8,066	412	549	42.87	57.13
9	7	15	2	17	961	11.91	65	8,066	488	473	50.78	49.22
7	26	15	1	14	959	11.89	66	8,066	419	540	43.69	56.31
7	24	15	6	14	957	11.86	67	8,066	518	439	54.13	45.87
8	16	15	1	17	955	11.84	68	8,066	474	481	49.63	50.37
8	23	15	1	17	955	11.84	69	8,066	451	504	47.23	52.77
8	7	15	6	14	948	11.75	70	8,066	515	433	54.32	45.68
8	23	15	1	14	944	11.70	71	8,066	391	553	41.42	58.58
4	17	15	6	16	941	11.67	72	8,066	571	370	60.68	39.32
6	26	15	6	15	941	11.67	73	8,066	569	372	60.47	39.53
7	3	15	6	11	941	11.67	74	8,066	556	385	59.09	40.91
7	3	15	6	12	941	11.67	75	8,066	534	407	56.75	43.25
7	19	15	1	12	940	11.65	76	8,066	373	567	39.68	60.32
9	7	15	2	13	939	11.64	77	8,066	327	612	34.82	65.18
8	2	15	1	12	937	11.62	78	8,066	387	550	41.30	58.70
7	2	15	5	17	936	11.60	79	8,066	573	363	61.22	38.78
7	12	15	1	16	935	11.59	80	8,066	438	497	46.84	53.16
6	28	15	1	17	932	11.55	81	8,066	373	559	40.02	59.98
7	12	15	1	15	932	11.55	82	8,066	434	498	46.57	53.43
8	21	15	6	15	932	11.55	83	8,066	514	418	55.15	44.85
5	25	15	2	13	931	11.54	84	8,066	339	592	36.41	63.59
6	26	15	6	17	931	11.54	85	8,066	606	325	65.09	34.91
9	20	15	1	15	931	11.54	86	8,066	476	455	51.13	48.87
6	14	15	1	17	930	11.53	87	8,066	485	445	52.15	47.85
6	19	15	6	15	930	11.53	88	8,066	499	431	53.66	46.34
6	21	15	1	15	926	11.48	89	8,066	463	463	50.00	50.00
7	26	15	1	13	926	11.48	90	8,066	391	535	42.22	57.78
4	3	15	6	15	925	11.47	91	8,066	478	447	51.68	48.32
12	27	15	1	13	923	11.44	92	8,066	413	510	44.75	55.25
4	12	15	1	16	920	11.41	93	8,066	526	394	57.17	42.83
5	3	15	1	16	920	11.41	94	8,066	351	569	38.15	61.85
7	26	15	1	18	920	11.41	95	8,066	477	443	51.85	48.15
7	2	15	5	15	917	11.37	96	8,066	574	343	62.60	37.40
8	15	15	7	11	917	11.37	97	8,066	351	566	38.28	61.72
8	23	15	1	13	917	11.37	98	8,066	340	577	37.08	62.92
7	12	15	1	14	916	11.36	99	8,066	404	512	44.10	55.90
8	14	15	6	12	916	11.36	100	8,066	411	505	44.87	55.13
5	8	15	6	17	914	11.33	101	8,066	492	422	53.83	46.17
6	21	15	1	12	914	11.33	102	8,066	352	562	38.51	61.49
7	31	15	6	17	913	11.32	103	8,066	548	365	60.02	39.98

MO	DY	YR	DAY OF WK	HR	HR VOL	PERCENT OF AADT	HOUR NUMBER	AADT	NORTH VOLUME	SOUTH VOLUME	PERCENT NORTH IS OF TOTAL VOLUME	PERCENT SOUTH IS OF TOTAL VOLUME
8	9	15	1	19	911	11.29	104	8,066	518	393	56.86	43.14
5	22	15	6	18	910	11.28	105	8,066	526	384	57.80	42.20
8	30	15	1	14	908	11.26	106	8,066	405	503	44.60	55.40
5	15	15	6	16	907	11.24	107	8,066	541	366	59.65	40.35
6	14	15	1	15	907	11.24	108	8,066	443	464	48.84	51.16
8	7	15	6	13	907	11.24	109	8,066	483	424	53.25	46.75
6	21	15	1	16	904	11.21	110	8,066	477	427	52.77	47.23
6	28	15	1	18	904	11.21	111	8,066	365	539	40.38	59.62
8	16	15	1	18	904	11.21	112	8,066	492	412	54.42	45.58
10	16	15	6	16	904	11.21	113	8,066	532	372	58.85	41.15
7	24	15	6	12	903	11.20	114	8,066	442	461	48.95	51.05
9	13	15	1	16	902	11.18	115	8,066	462	440	51.22	48.78
7	12	15	1	18	900	11.16	116	8,066	447	453	49.67	50.33
8	7	15	6	17	899	11.15	117	8,066	513	386	57.06	42.94
9	18	15	6	16	899	11.15	118	8,066	507	392	56.40	43.60
6	12	15	6	14	897	11.12	119	8,066	488	409	54.40	45.60
6	26	15	6	14	897	11.12	120	8,066	495	402	55.18	44.82
7	10	15	6	16	897	11.12	121	8,066	560	337	62.43	37.57
7	19	15	1	17	893	11.07	122	8,066	422	471	47.26	52.74
9	11	15	6	16	893	11.07	123	8,066	512	381	57.33	42.67
9	4	15	6	12	892	11.06	124	8,066	435	457	48.77	51.23
12	27	15	1	14	892	11.06	125	8,066	413	479	46.30	53.70
6	26	15	6	18	890	11.03	126	8,066	590	300	66.29	33.71
8	7	15	6	11	890	11.03	127	8,066	437	453	49.10	50.90
8	1	15	7	11	889	11.02	128	8,066	487	402	54.78	45.22
8	13	15	5	15	888	11.01	129	8,066	478	410	53.83	46.17
6	21	15	1	14	887	11.00	130	8,066	381	506	42.95	57.05
5	25	15	2	16	885	10.97	131	8,066	407	478	45.99	54.01
8	6	15	5	15	885	10.97	132	8,066	448	437	50.62	49.38
3	29	15	1	16	884	10.96	133	8,066	453	431	51.24	48.76
3	29	15	1	18	884	10.96	134	8,066	453	431	51.24	48.76
5	3	15	1	15	883	10.95	135	8,066	325	558	36.81	63.19
7	12	15	1	13	883	10.95	136	8,066	357	526	40.43	59.57
7	12	15	1	17	883	10.95	137	8,066	431	452	48.81	51.19
7	5	15	1	18	882	10.93	138	8,066	366	516	41.50	58.50
12	27	15	1	15	882	10.93	139	8,066	477	405	54.08	45.92
7	10	15	6	17	881	10.92	140	8,066	508	373	57.66	42.34
6	14	15	1	16	880	10.91	141	8,066	444	436	50.45	49.55
6	19	15	6	17	880	10.91	142	8,066	525	355	59.66	40.34
6	21	15	1	17	880	10.91	143	8,066	489	391	55.57	44.43
4	12	15	1	17	879	10.90	144	8,066	490	389	55.75	44.25
8	21	15	6	16	879	10.90	145	8,066	516	363	58.70	41.30
7	3	15	6	13	877	10.87	146	8,066	535	342	61.00	39.00
5	15	15	6	17	876	10.86	147	8,066	514	362	58.68	41.32
8	30	15	1	15	876	10.86	148	8,066	415	461	47.37	52.63

MO	DY	YR	DAY OF WK	HR	HR VOL	PERCENT OF AADT	HOUR NUMBER	AADT	NORTH VOLUME	SOUTH VOLUME	PERCENT NORTH IS OF TOTAL VOLUME	PERCENT SOUTH IS OF TOTAL VOLUME
6	14	15	1	13	873	10.82	149	8,066	359	514	41.12	58.88
6	19	15	6	16	873	10.82	150	8,066	499	374	57.16	42.84
6	12	15	6	15	872	10.81	151	8,066	520	352	59.63	40.37
8	9	15	1	11	872	10.81	152	8,066	314	558	36.01	63.99
8	2	15	1	18	870	10.79	153	8,066	477	393	54.83	45.17
10	16	15	6	17	869	10.77	154	8,066	481	388	55.35	44.65
7	25	15	7	12	868	10.76	155	8,066	461	407	53.11	46.89
5	3	15	1	17	867	10.75	156	8,066	349	518	40.25	59.75
5	25	15	2	18	867	10.75	157	8,066	419	448	48.33	51.67
6	19	15	6	14	867	10.75	158	8,066	460	407	53.06	46.94
6	26	15	6	12	867	10.75	159	8,066	468	399	53.98	46.02
7	24	15	6	13	866	10.74	160	8,066	444	422	51.27	48.73
8	8	15	7	11	864	10.71	161	8,066	456	408	52.78	47.22
8	14	15	6	13	864	10.71	162	8,066	397	467	45.95	54.05
5	17	15	1	16	863	10.70	163	8,066	408	455	47.28	52.72
7	10	15	6	12	863	10.70	164	8,066	426	437	49.36	50.64
8	30	15	1	17	863	10.70	165	8,066	418	445	48.44	51.56
4	24	15	6	17	859	10.65	166	8,066	482	377	56.11	43.89
10	4	15	1	15	859	10.65	167	8,066	412	447	47.96	52.04
7	26	15	1	12	858	10.64	168	8,066	345	513	40.21	59.79
9	25	15	6	16	858	10.64	169	8,066	420	438	48.95	51.05
9	27	15	1	16	858	10.64	170	8,066	462	396	53.85	46.15
10	2	15	6	17	858	10.64	171	8,066	475	383	55.36	44.64
10	9	15	6	16	858	10.64	172	8,066	499	359	58.16	41.84
5	8	15	6	16	857	10.62	173	8,066	463	394	54.03	45.97
5	15	15	6	18	857	10.62	174	8,066	507	350	59.16	40.84
6	14	15	1	14	857	10.62	175	8,066	369	488	43.06	56.94
6	26	15	6	13	857	10.62	176	8,066	460	397	53.68	46.32
7	2	15	5	16	856	10.61	177	8,066	539	317	62.97	37.03
10	4	15	1	17	856	10.61	178	8,066	411	445	48.01	51.99
10	9	15	6	15	856	10.61	179	8,066	482	374	56.31	43.69
10	16	15	6	15	856	10.61	180	8,066	454	402	53.04	46.96
7	31	15	6	18	855	10.60	181	8,066	489	366	57.19	42.81
8	6	15	5	16	855	10.60	182	8,066	465	390	54.39	45.61
9	18	15	6	17	855	10.60	183	8,066	472	383	55.20	44.80
9	7	15	2	18	854	10.59	184	8,066	454	400	53.16	46.84
6	12	15	6	16	853	10.58	185	8,066	471	382	55.22	44.78
7	19	15	1	19	852	10.56	186	8,066	510	342	59.86	40.14
8	30	15	1	13	852	10.56	187	8,066	365	487	42.84	57.16
4	3	15	6	16	851	10.55	188	8,066	432	419	50.76	49.24
8	14	15	6	11	851	10.55	189	8,066	392	459	46.06	53.94
9	7	15	2	12	851	10.55	190	8,066	301	550	35.37	64.63
10	11	15	1	16	851	10.55	191	8,066	382	469	44.89	55.11
10	11	15	1	17	851	10.55	192	8,066	433	418	50.88	49.12
4	19	15	1	17	850	10.54	193	8,066	431	419	50.71	49.29

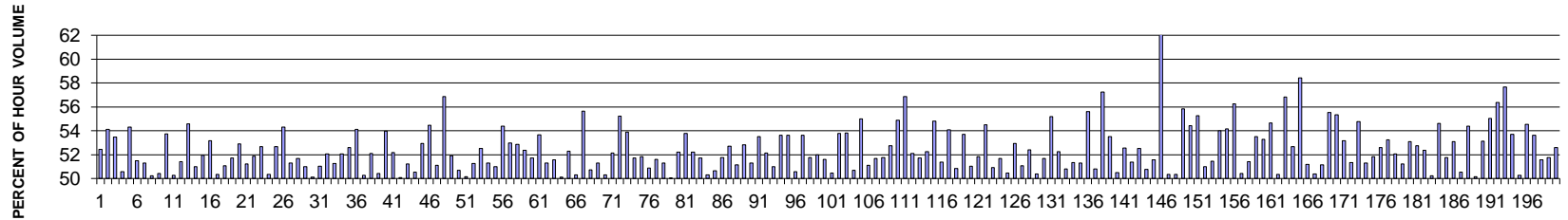
MO	DY	YR	DAY OF WK	HR	HR VOL	PERCENT OF AADT	HOUR NUMBER	AADT	NORTH VOLUME	SOUTH VOLUME	PERCENT NORTH IS OF TOTAL VOLUME	PERCENT SOUTH IS OF TOTAL VOLUME
7	2	15	5	13	850	10.54	194	8,066	478	372	56.24	43.76
7	6	15	2	15	848	10.51	195	8,066	374	474	44.10	55.90
8	21	15	6	17	848	10.51	196	8,066	472	376	55.66	44.34
4	17	15	6	17	847	10.50	197	8,066	498	349	58.80	41.20
9	25	15	6	17	847	10.50	198	8,066	459	388	54.19	45.81
7	10	15	6	13	846	10.49	199	8,066	452	394	53.43	46.57
7	26	15	1	19	845	10.48	200	8,066	482	363	57.04	42.96

**SR 005 MP 44.30 KELSO ADC SITE P8
K FOR PEAK 200 HOURS OF 2015**



AADT= 54378 K 30 FACTOR= 10.37 K 100 FACTOR= 9.38 K 200 FACTOR= 8.79 D 30 FACTOR= 50.12

**SR 005 MP 44.30 KELSO ADC SITE P8
D % IN THE PEAK 200 HOURS OF 2015**



MO	DY	YR	DAY OF WK	HR	HR VOL	PERCENT OF AADT	HOUR NUMBER	AADT	NORTH VOLUME	SOUTH VOLUME	PERCENT NORTH IS OF TOTAL VOLUME	PERCENT SOUTH IS OF TOTAL VOLUME
11	26	15	5	13	6,262	11.52	1	54,378	3,283	2,979	52.43	47.57
11	28	15	7	15	6,209	11.42	2	54,378	3,359	2,850	54.10	45.90
11	26	15	5	11	6,139	11.29	3	54,378	3,283	2,856	53.48	46.52
8	16	15	1	16	5,992	11.02	4	54,378	3,031	2,961	50.58	49.42
11	29	15	1	13	5,988	11.01	5	54,378	3,251	2,737	54.29	45.71
8	9	15	1	15	5,973	10.98	6	54,378	3,076	2,897	51.50	48.50
8	23	15	1	15	5,965	10.97	7	54,378	3,059	2,906	51.28	48.72
8	23	15	1	17	5,957	10.95	8	54,378	2,965	2,992	49.77	50.23
8	9	15	1	16	5,954	10.95	9	54,378	3,002	2,952	50.42	49.58
8	23	15	1	14	5,944	10.93	10	54,378	3,194	2,750	53.73	46.27
12	26	15	7	13	5,937	10.92	11	54,378	2,953	2,984	49.74	50.26
8	9	15	1	17	5,931	10.91	12	54,378	2,882	3,049	48.59	51.41
11	29	15	1	14	5,892	10.84	13	54,378	3,216	2,676	54.58	45.42
8	9	15	1	14	5,891	10.83	14	54,378	2,887	3,004	49.01	50.99

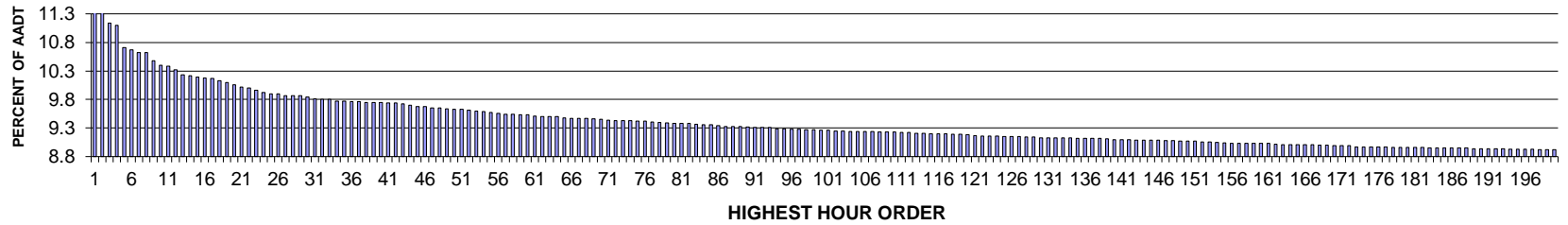
MO	DY	YR	DAY OF WK	HR	HR VOL	PERCENT OF AADT	HOUR NUMBER	AADT	NORTH VOLUME	SOUTH VOLUME	PERCENT NORTH IS OF TOTAL VOLUME	PERCENT SOUTH IS OF TOTAL VOLUME
11	28	15	7	14	5,861	10.78	15	54,378	3,044	2,817	51.94	48.06
12	26	15	7	12	5,840	10.74	16	54,378	2,735	3,105	46.83	53.17
8	23	15	1	16	5,835	10.73	17	54,378	2,898	2,937	49.67	50.33
8	2	15	1	14	5,810	10.68	18	54,378	2,968	2,842	51.08	48.92
8	9	15	1	13	5,788	10.64	19	54,378	2,993	2,795	51.71	48.29
8	16	15	1	14	5,785	10.64	20	54,378	3,061	2,724	52.91	47.09
8	16	15	1	17	5,756	10.59	21	54,378	2,809	2,947	48.80	51.20
8	2	15	1	16	5,744	10.56	22	54,378	2,980	2,764	51.88	48.12
8	23	15	1	13	5,714	10.51	23	54,378	3,009	2,705	52.66	47.34
8	16	15	1	15	5,691	10.47	24	54,378	2,826	2,865	49.66	50.34
8	16	15	1	13	5,685	10.45	25	54,378	2,993	2,692	52.65	47.35
8	8	15	7	12	5,670	10.43	26	54,378	3,078	2,592	54.29	45.71
12	26	15	7	14	5,670	10.43	27	54,378	2,762	2,908	48.71	51.29
8	9	15	1	18	5,666	10.42	28	54,378	2,737	2,929	48.31	51.69
11	28	15	7	16	5,655	10.40	29	54,378	2,883	2,772	50.98	49.02
8	2	15	1	15	5,641	10.37	30	54,378	2,814	2,827	49.88	50.12
8	2	15	1	13	5,621	10.34	31	54,378	2,869	2,752	51.04	48.96
12	27	15	1	13	5,594	10.29	32	54,378	2,911	2,683	52.04	47.96
9	5	15	7	12	5,562	10.23	33	54,378	2,850	2,712	51.24	48.76
8	8	15	7	13	5,548	10.20	34	54,378	2,887	2,661	52.04	47.96
8	22	15	7	12	5,500	10.11	35	54,378	2,892	2,608	52.58	47.42
8	8	15	7	11	5,484	10.08	36	54,378	2,967	2,517	54.10	45.90
8	16	15	1	18	5,479	10.08	37	54,378	2,725	2,754	49.74	50.26
11	28	15	7	13	5,462	10.04	38	54,378	2,617	2,845	47.91	52.09
11	28	15	7	17	5,459	10.04	39	54,378	2,752	2,707	50.41	49.59
12	26	15	7	15	5,448	10.02	40	54,378	2,508	2,940	46.04	53.96
5	23	15	7	11	5,445	10.01	41	54,378	2,840	2,605	52.16	47.84
11	28	15	7	12	5,444	10.01	42	54,378	2,726	2,718	50.07	49.93
11	25	15	4	15	5,436	10.00	43	54,378	2,651	2,785	48.77	51.23
8	22	15	7	11	5,434	9.99	44	54,378	2,746	2,688	50.53	49.47
11	29	15	1	15	5,434	9.99	45	54,378	2,876	2,558	52.93	47.07
8	9	15	1	19	5,432	9.99	46	54,378	2,473	2,959	45.53	54.47
9	5	15	7	11	5,429	9.98	47	54,378	2,775	2,654	51.11	48.89
11	29	15	1	12	5,414	9.96	48	54,378	3,079	2,335	56.87	43.13
9	7	15	2	14	5,401	9.93	49	54,378	2,804	2,597	51.92	48.08
8	15	15	7	12	5,397	9.92	50	54,378	2,661	2,736	49.31	50.69
8	9	15	1	12	5,393	9.92	51	54,378	2,688	2,705	49.84	50.16
8	23	15	1	18	5,390	9.91	52	54,378	2,628	2,762	48.76	51.24
8	7	15	6	12	5,379	9.89	53	54,378	2,825	2,554	52.52	47.48
8	14	15	6	15	5,377	9.89	54	54,378	2,759	2,618	51.31	48.69
11	26	15	5	12	5,361	9.86	55	54,378	2,733	2,628	50.98	49.02
12	26	15	7	16	5,361	9.86	56	54,378	2,445	2,916	45.61	54.39
8	23	15	1	12	5,347	9.83	57	54,378	2,833	2,514	52.98	47.02
8	2	15	1	18	5,341	9.82	58	54,378	2,518	2,823	47.14	52.86
5	25	15	2	15	5,333	9.81	59	54,378	2,792	2,541	52.35	47.65
8	16	15	1	12	5,327	9.80	60	54,378	2,754	2,573	51.70	48.30
11	29	15	1	16	5,314	9.77	61	54,378	2,851	2,463	53.65	46.35
3	29	15	1	17	5,300	9.75	62	54,378	2,581	2,719	48.70	51.30
8	7	15	6	15	5,297	9.74	63	54,378	2,731	2,566	51.56	48.44

MO	DY	YR	DAY OF WK	HR	HR VOL	PERCENT OF AADT	HOUR NUMBER	AADT	NORTH VOLUME	SOUTH VOLUME	PERCENT NORTH IS OF TOTAL VOLUME	PERCENT SOUTH IS OF TOTAL VOLUME
5	25	15	2	16	5,295	9.74	64	54,378	2,641	2,654	49.88	50.12
12	27	15	1	14	5,293	9.73	65	54,378	2,768	2,525	52.30	47.70
9	13	15	1	16	5,292	9.73	66	54,378	2,629	2,663	49.68	50.32
2	14	15	7	12	5,288	9.72	67	54,378	2,345	2,943	44.35	55.65
12	27	15	1	15	5,274	9.70	68	54,378	2,676	2,598	50.74	49.26
9	7	15	2	16	5,272	9.70	69	54,378	2,704	2,568	51.29	48.71
9	5	15	7	13	5,253	9.66	70	54,378	2,611	2,642	49.70	50.30
9	7	15	2	15	5,239	9.63	71	54,378	2,731	2,508	52.13	47.87
5	25	15	2	14	5,238	9.63	72	54,378	2,892	2,346	55.21	44.79
8	14	15	6	14	5,238	9.63	73	54,378	2,823	2,415	53.89	46.11
3	29	15	1	16	5,228	9.61	74	54,378	2,524	2,704	48.28	51.72
11	25	15	4	12	5,228	9.61	75	54,378	2,709	2,519	51.82	48.18
3	29	15	1	15	5,226	9.61	76	54,378	2,567	2,659	49.12	50.88
8	8	15	7	14	5,225	9.61	77	54,378	2,696	2,529	51.60	48.40
8	2	15	1	12	5,223	9.60	78	54,378	2,679	2,544	51.29	48.71
8	15	15	7	11	5,223	9.60	79	54,378	2,609	2,614	49.95	50.05
8	7	15	6	14	5,211	9.58	80	54,378	2,720	2,491	52.20	47.80
8	30	15	1	15	5,199	9.56	81	54,378	2,796	2,403	53.78	46.22
11	29	15	1	17	5,197	9.56	82	54,378	2,713	2,484	52.20	47.80
11	25	15	4	16	5,193	9.55	83	54,378	2,508	2,685	48.30	51.70
8	7	15	6	16	5,192	9.55	84	54,378	2,580	2,612	49.69	50.31
12	24	15	5	13	5,190	9.54	85	54,378	2,561	2,629	49.34	50.66
8	21	15	6	16	5,176	9.52	86	54,378	2,498	2,678	48.26	51.74
8	30	15	1	13	5,175	9.52	87	54,378	2,728	2,447	52.71	47.29
9	7	15	2	13	5,174	9.51	88	54,378	2,647	2,527	51.16	48.84
8	15	15	7	13	5,168	9.50	89	54,378	2,729	2,439	52.81	47.19
9	13	15	1	17	5,158	9.49	90	54,378	2,512	2,646	48.70	51.30
9	7	15	2	12	5,146	9.46	91	54,378	2,753	2,393	53.50	46.50
8	14	15	6	17	5,134	9.44	92	54,378	2,676	2,458	52.12	47.88
12	24	15	5	15	5,133	9.44	93	54,378	2,515	2,618	49.00	51.00
8	9	15	1	20	5,123	9.42	94	54,378	2,375	2,748	46.36	53.64
8	2	15	1	17	5,122	9.42	95	54,378	2,746	2,376	53.61	46.39
12	24	15	5	14	5,120	9.42	96	54,378	2,589	2,531	50.57	49.43
8	30	15	1	14	5,116	9.41	97	54,378	2,744	2,372	53.64	46.36
5	22	15	6	16	5,112	9.40	98	54,378	2,467	2,645	48.26	51.74
5	10	15	1	16	5,107	9.39	99	54,378	2,654	2,453	51.97	48.03
5	22	15	6	17	5,102	9.38	100	54,378	2,632	2,470	51.59	48.41
8	21	15	6	13	5,095	9.37	101	54,378	2,571	2,524	50.46	49.54
9	20	15	1	16	5,093	9.37	102	54,378	2,738	2,355	53.76	46.24
4	12	15	1	17	5,091	9.36	103	54,378	2,740	2,351	53.82	46.18
11	25	15	4	14	5,091	9.36	104	54,378	2,580	2,511	50.68	49.32
4	12	15	1	15	5,088	9.36	105	54,378	2,798	2,290	54.99	45.01
8	14	15	6	16	5,085	9.35	106	54,378	2,486	2,599	48.89	51.11
8	7	15	6	13	5,083	9.35	107	54,378	2,626	2,457	51.66	48.34
12	27	15	1	17	5,083	9.35	108	54,378	2,452	2,631	48.24	51.76
10	4	15	1	17	5,081	9.34	109	54,378	2,680	2,401	52.75	47.25
5	25	15	2	13	5,063	9.31	110	54,378	2,779	2,284	54.89	45.11
11	27	15	6	16	5,046	9.28	111	54,378	2,177	2,869	43.14	56.86
8	8	15	7	15	5,043	9.27	112	54,378	2,628	2,415	52.11	47.89

MO	DY	YR	DAY OF WK	HR	HR VOL	PERCENT OF AADT	HOUR NUMBER	AADT	NORTH VOLUME	SOUTH VOLUME	PERCENT NORTH IS OF TOTAL VOLUME	PERCENT SOUTH IS OF TOTAL VOLUME
9	4	15	6	18	5,039	9.27	113	54,378	2,605	2,434	51.70	48.30
5	17	15	1	16	5,033	9.26	114	54,378	2,629	2,404	52.24	47.76
9	20	15	1	14	5,026	9.24	115	54,378	2,755	2,271	54.81	45.19
9	13	15	1	15	5,025	9.24	116	54,378	2,581	2,444	51.36	48.64
11	27	15	6	15	5,020	9.23	117	54,378	2,305	2,715	45.92	54.08
11	27	15	6	13	5,017	9.23	118	54,378	2,466	2,551	49.15	50.85
11	27	15	6	14	5,015	9.22	119	54,378	2,322	2,693	46.30	53.70
12	24	15	5	16	5,015	9.22	120	54,378	2,456	2,559	48.97	51.03
8	21	15	6	15	5,014	9.22	121	54,378	2,598	2,416	51.81	48.19
5	17	15	1	15	5,011	9.22	122	54,378	2,731	2,280	54.50	45.50
8	22	15	7	13	5,009	9.21	123	54,378	2,551	2,458	50.93	49.07
5	22	15	6	15	4,997	9.19	124	54,378	2,415	2,582	48.33	51.67
5	25	15	2	17	4,995	9.19	125	54,378	2,521	2,474	50.47	49.53
5	10	15	1	17	4,993	9.18	126	54,378	2,644	2,349	52.95	47.05
9	20	15	1	17	4,989	9.17	127	54,378	2,548	2,441	51.07	48.93
12	24	15	5	12	4,988	9.17	128	54,378	2,374	2,614	47.59	52.41
8	21	15	6	17	4,987	9.17	129	54,378	2,474	2,513	49.61	50.39
3	29	15	1	14	4,984	9.17	130	54,378	2,408	2,576	48.31	51.69
4	12	15	1	16	4,979	9.16	131	54,378	2,748	2,231	55.19	44.81
10	4	15	1	16	4,978	9.15	132	54,378	2,601	2,377	52.25	47.75
9	25	15	6	15	4,976	9.15	133	54,378	2,448	2,528	49.20	50.80
8	21	15	6	12	4,974	9.15	134	54,378	2,553	2,421	51.33	48.67
5	23	15	7	12	4,968	9.14	135	54,378	2,549	2,419	51.31	48.69
4	12	15	1	14	4,961	9.12	136	54,378	2,759	2,202	55.61	44.39
9	7	15	2	17	4,961	9.12	137	54,378	2,519	2,442	50.78	49.22
8	30	15	1	16	4,960	9.12	138	54,378	2,839	2,121	57.24	42.76
9	20	15	1	15	4,958	9.12	139	54,378	2,652	2,306	53.49	46.51
11	27	15	6	12	4,950	9.10	140	54,378	2,500	2,450	50.51	49.49
8	16	15	1	19	4,949	9.10	141	54,378	2,600	2,349	52.54	47.46
8	21	15	6	14	4,944	9.09	142	54,378	2,540	2,404	51.38	48.62
8	7	15	6	17	4,941	9.09	143	54,378	2,595	2,346	52.52	47.48
5	22	15	6	18	4,938	9.08	144	54,378	2,431	2,507	49.23	50.77
9	13	15	1	18	4,936	9.08	145	54,378	2,391	2,545	48.44	51.56
10	5	15	2	13	4,925	9.06	146	54,378	3,172	1,753	64.41	35.59
8	30	15	1	18	4,919	9.05	147	54,378	2,476	2,443	50.34	49.66
12	26	15	7	11	4,919	9.05	148	54,378	2,443	2,476	49.66	50.34
2	14	15	7	13	4,916	9.04	149	54,378	2,172	2,744	44.18	55.82
4	5	15	1	18	4,912	9.03	150	54,378	2,674	2,238	54.44	45.56
4	5	15	1	17	4,908	9.03	151	54,378	2,712	2,196	55.26	44.74
5	23	15	7	13	4,907	9.02	152	54,378	2,405	2,502	49.01	50.99
9	4	15	6	17	4,899	9.01	153	54,378	2,520	2,379	51.44	48.56
12	31	15	5	15	4,898	9.01	154	54,378	2,646	2,252	54.02	45.98
11	25	15	4	17	4,897	9.01	155	54,378	2,246	2,651	45.86	54.14
3	22	15	1	15	4,894	9.00	156	54,378	2,754	2,140	56.27	43.73
8	22	15	7	14	4,891	8.99	157	54,378	2,465	2,426	50.40	49.60
8	14	15	6	18	4,884	8.98	158	54,378	2,511	2,373	51.41	48.59
10	11	15	1	17	4,883	8.98	159	54,378	2,613	2,270	53.51	46.49
4	17	15	6	16	4,879	8.97	160	54,378	2,279	2,600	46.71	53.29
12	28	15	2	14	4,879	8.97	161	54,378	2,213	2,666	45.36	54.64

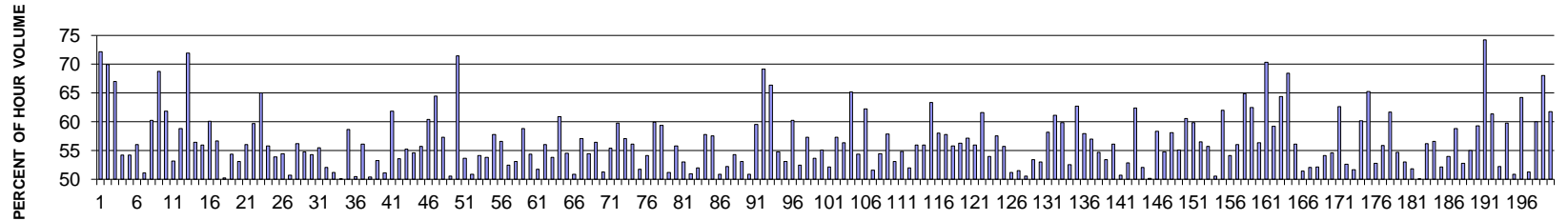
MO	DY	YR	DAY OF WK	HR	HR VOL	PERCENT OF AADT	HOUR NUMBER	AADT	NORTH VOLUME	SOUTH VOLUME	PERCENT NORTH IS OF TOTAL VOLUME	PERCENT SOUTH IS OF TOTAL VOLUME
8	23	15	1	19	4,878	8.97	162	54,378	2,422	2,456	49.65	50.35
3	22	15	1	14	4,871	8.96	163	54,378	2,768	2,103	56.83	43.17
5	16	15	7	12	4,871	8.96	164	54,378	2,306	2,565	47.34	52.66
11	25	15	4	18	4,870	8.96	165	54,378	2,846	2,024	58.44	41.56
8	15	15	7	14	4,866	8.95	166	54,378	2,375	2,491	48.81	51.19
8	29	15	7	12	4,865	8.95	167	54,378	2,415	2,450	49.64	50.36
9	5	15	7	14	4,859	8.94	168	54,378	2,374	2,485	48.86	51.14
12	27	15	1	12	4,857	8.93	169	54,378	2,696	2,161	55.51	44.49
8	14	15	6	13	4,855	8.93	170	54,378	2,687	2,168	55.35	44.65
9	20	15	1	13	4,852	8.92	171	54,378	2,580	2,272	53.17	46.83
5	17	15	1	18	4,847	8.91	172	54,378	2,359	2,488	48.67	51.33
5	17	15	1	14	4,846	8.91	173	54,378	2,654	2,192	54.77	45.23
9	18	15	6	15	4,846	8.91	174	54,378	2,361	2,485	48.72	51.28
12	27	15	1	16	4,840	8.90	175	54,378	2,509	2,331	51.84	48.16
10	4	15	1	18	4,839	8.90	176	54,378	2,546	2,293	52.61	47.39
5	10	15	1	18	4,834	8.89	177	54,378	2,573	2,261	53.23	46.77
8	28	15	6	16	4,834	8.89	178	54,378	2,317	2,517	47.93	52.07
10	18	15	1	18	4,834	8.89	179	54,378	2,476	2,358	51.22	48.78
4	12	15	1	13	4,832	8.89	180	54,378	2,565	2,267	53.08	46.92
9	4	15	6	13	4,830	8.88	181	54,378	2,282	2,548	47.25	52.75
2	14	15	7	11	4,824	8.87	182	54,378	2,297	2,527	47.62	52.38
10	16	15	6	15	4,824	8.87	183	54,378	2,423	2,401	50.23	49.77
8	28	15	6	15	4,823	8.87	184	54,378	2,188	2,635	45.37	54.63
5	17	15	1	17	4,822	8.87	185	54,378	2,495	2,327	51.74	48.26
9	12	15	7	12	4,820	8.86	186	54,378	2,261	2,559	46.91	53.09
8	28	15	6	14	4,819	8.86	187	54,378	2,435	2,384	50.53	49.47
8	30	15	1	17	4,819	8.86	188	54,378	2,621	2,198	54.39	45.61
9	25	15	6	14	4,817	8.86	189	54,378	2,416	2,401	50.16	49.84
5	22	15	6	14	4,813	8.85	190	54,378	2,256	2,557	46.87	53.13
12	19	15	7	12	4,809	8.84	191	54,378	2,163	2,646	44.98	55.02
5	3	15	1	17	4,806	8.84	192	54,378	2,708	2,098	56.35	43.65
10	11	15	1	15	4,797	8.82	193	54,378	2,766	2,031	57.66	42.34
3	27	15	6	15	4,792	8.81	194	54,378	2,218	2,574	46.29	53.71
9	11	15	6	15	4,792	8.81	195	54,378	2,383	2,409	49.73	50.27
11	25	15	4	13	4,792	8.81	196	54,378	2,613	2,179	54.53	45.47
12	26	15	7	17	4,792	8.81	197	54,378	2,222	2,570	46.37	53.63
8	2	15	1	19	4,783	8.80	198	54,378	2,317	2,466	48.44	51.56
10	16	15	6	16	4,783	8.80	199	54,378	2,476	2,307	51.77	48.23
5	3	15	1	18	4,781	8.79	200	54,378	2,514	2,267	52.58	47.42

**SR 005 MP 274.17 PEACE PORTAL ADC SITE P9
K FOR PEAK 200 HOURS OF 2015**



AADT= 21385 K 30 FACTOR= 9.84 K 100 FACTOR= 9.26 K 200 FACTOR= 8.92 D 30 FACTOR= 54.30

**SR 005 MP 274.17 PEACE PORTAL ADC SITE P9
D % IN THE PEAK 200 HOURS OF 2015**



MO	DY	YR	DAY OF WK	HR	HR VOL	PERCENT OF AADT	HOUR NUMBER	AADT	NORTH VOLUME	SOUTH VOLUME	PERCENT NORTH IS OF TOTAL VOLUME	PERCENT SOUTH IS OF TOTAL VOLUME
	5	18	15	2	16	2,479	11.59	1	21,385	1,789	690	72.17 27.83
	5	18	15	2	17	2,431	11.37	2	21,385	1,700	731	69.93 30.07
	2	9	15	2	16	2,382	11.14	3	21,385	1,596	786	67.00 33.00
	7	4	15	7	12	2,374	11.10	4	21,385	1,286	1,088	54.17 45.83
	6	27	15	7	13	2,290	10.71	5	21,385	1,049	1,241	45.81 54.19
	1	3	15	7	16	2,281	10.67	6	21,385	1,278	1,003	56.03 43.97
	2	14	15	7	13	2,272	10.62	7	21,385	1,110	1,162	48.86 51.14
	7	5	15	1	11	2,272	10.62	8	21,385	1,369	903	60.26 39.74
	5	18	15	2	15	2,241	10.48	9	21,385	1,540	701	68.72 31.28
	5	18	15	2	14	2,224	10.40	10	21,385	1,376	848	61.87 38.13
	1	2	15	6	16	2,220	10.38	11	21,385	1,180	1,040	53.15 46.85
	6	27	15	7	12	2,207	10.32	12	21,385	909	1,298	41.19 58.81
	2	9	15	2	17	2,188	10.23	13	21,385	1,573	615	71.89 28.11
	7	5	15	1	12	2,186	10.22	14	21,385	1,234	952	56.45 43.55

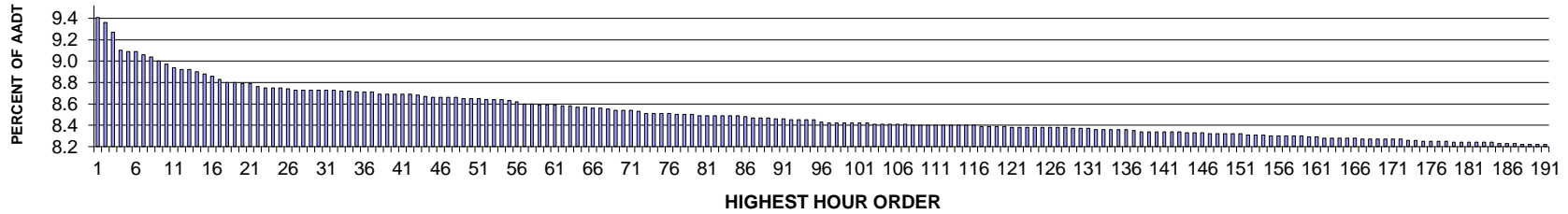
MO	DY	YR	DAY OF WK	HR	HR VOL	PERCENT OF AADT	HOUR NUMBER	AADT	NORTH VOLUME	SOUTH VOLUME	PERCENT NORTH IS OF TOTAL VOLUME	PERCENT SOUTH IS OF TOTAL VOLUME
6	28	15	1	16	2,180	10.19	15	21,385	1,220	960	55.96	44.04
7	26	15	1	17	2,178	10.18	16	21,385	1,309	869	60.10	39.90
7	26	15	1	15	2,175	10.17	17	21,385	1,232	943	56.64	43.36
1	3	15	7	15	2,166	10.13	18	21,385	1,088	1,078	50.23	49.77
8	16	15	1	16	2,160	10.10	19	21,385	1,174	986	54.35	45.65
5	15	15	6	16	2,152	10.06	20	21,385	1,010	1,142	46.93	53.07
9	7	15	2	16	2,142	10.02	21	21,385	1,200	942	56.02	43.98
7	5	15	1	16	2,138	10.00	22	21,385	1,276	862	59.68	40.32
7	4	15	7	14	2,129	9.96	23	21,385	745	1,384	34.99	65.01
7	17	15	6	14	2,122	9.92	24	21,385	938	1,184	44.20	55.80
7	5	15	1	13	2,118	9.90	25	21,385	1,141	977	53.87	46.13
7	5	15	1	21	2,117	9.90	26	21,385	964	1,153	45.54	54.46
6	28	15	1	14	2,111	9.87	27	21,385	1,041	1,070	49.31	50.69
2	15	15	1	16	2,110	9.87	28	21,385	1,185	925	56.16	43.84
5	18	15	2	13	2,110	9.87	29	21,385	1,156	954	54.79	45.21
6	14	15	1	15	2,105	9.84	30	21,385	1,143	962	54.30	45.70
12	28	15	2	16	2,097	9.81	31	21,385	1,163	934	55.46	44.54
2	15	15	1	15	2,096	9.80	32	21,385	1,092	1,004	52.10	47.90
1	2	15	6	15	2,095	9.80	33	21,385	1,072	1,023	51.17	48.83
5	15	15	6	15	2,089	9.77	34	21,385	1,043	1,046	49.93	50.07
6	28	15	1	17	2,089	9.77	35	21,385	1,225	864	58.64	41.36
3	28	15	7	16	2,088	9.76	36	21,385	1,034	1,054	49.52	50.48
9	5	15	7	12	2,087	9.76	37	21,385	916	1,171	43.89	56.11
2	14	15	7	12	2,086	9.75	38	21,385	1,034	1,052	49.57	50.43
6	27	15	7	14	2,086	9.75	39	21,385	975	1,111	46.74	53.26
5	17	15	1	16	2,085	9.75	40	21,385	1,066	1,019	51.13	48.87
1	3	15	7	17	2,083	9.74	41	21,385	1,288	795	61.83	38.17
6	28	15	1	15	2,082	9.74	42	21,385	1,116	966	53.60	46.40
8	16	15	1	17	2,079	9.72	43	21,385	1,148	931	55.22	44.78
7	26	15	1	14	2,074	9.70	44	21,385	1,132	942	54.58	45.42
1	2	15	6	14	2,070	9.68	45	21,385	917	1,153	44.30	55.70
2	9	15	2	15	2,069	9.68	46	21,385	1,249	820	60.37	39.63
5	16	15	7	13	2,064	9.65	47	21,385	734	1,330	35.56	64.44
7	26	15	1	16	2,064	9.65	48	21,385	1,183	881	57.32	42.68
2	14	15	7	14	2,062	9.64	49	21,385	1,042	1,020	50.53	49.47
5	16	15	7	11	2,060	9.63	50	21,385	588	1,472	28.54	71.46
4	3	15	6	15	2,059	9.63	51	21,385	954	1,105	46.33	53.67
9	7	15	2	14	2,055	9.61	52	21,385	1,009	1,046	49.10	50.90
2	28	15	7	15	2,054	9.60	53	21,385	942	1,112	45.86	54.14
5	17	15	1	15	2,051	9.59	54	21,385	948	1,103	46.22	53.78
7	6	15	2	15	2,047	9.57	55	21,385	864	1,183	42.21	57.79
7	5	15	1	15	2,045	9.56	56	21,385	1,157	888	56.58	43.42
4	3	15	6	16	2,040	9.54	57	21,385	970	1,070	47.55	52.45
12	30	15	4	16	2,040	9.54	58	21,385	1,083	957	53.09	46.91
4	3	15	6	14	2,038	9.53	59	21,385	840	1,198	41.22	58.78
8	23	15	1	16	2,037	9.53	60	21,385	1,107	930	54.34	45.66
7	12	15	1	15	2,033	9.51	61	21,385	1,052	981	51.75	48.25
6	27	15	7	11	2,032	9.50	62	21,385	893	1,139	43.95	56.05
1	2	15	6	17	2,031	9.50	63	21,385	1,092	939	53.77	46.23

MO	DY	YR	DAY OF WK	HR	HR VOL	PERCENT OF AADT	HOUR NUMBER	AADT	NORTH VOLUME	SOUTH VOLUME	PERCENT NORTH IS OF TOTAL VOLUME	PERCENT SOUTH IS OF TOTAL VOLUME	
	5	17	15	1	18	2,031	9.50	64	21,385	1,237	794	60.91	39.09
	8	23	15	1	17	2,027	9.48	65	21,385	1,106	921	54.56	45.44
	6	12	15	6	15	2,026	9.47	66	21,385	1,031	995	50.89	49.11
	6	26	15	6	17	2,026	9.47	67	21,385	870	1,156	42.94	57.06
	3	28	15	7	14	2,025	9.47	68	21,385	923	1,102	45.58	54.42
	7	12	15	1	16	2,024	9.46	69	21,385	1,143	881	56.47	43.53
	2	14	15	7	15	2,021	9.45	70	21,385	1,036	985	51.26	48.74
	6	26	15	6	18	2,019	9.44	71	21,385	900	1,119	44.58	55.42
	7	5	15	1	17	2,016	9.43	72	21,385	1,205	811	59.77	40.23
	7	24	15	6	17	2,016	9.43	73	21,385	866	1,150	42.96	57.04
	12	28	15	2	17	2,016	9.43	74	21,385	1,131	885	56.10	43.90
	7	10	15	6	15	2,014	9.42	75	21,385	972	1,042	48.26	51.74
	9	7	15	2	15	2,014	9.42	76	21,385	1,090	924	54.12	45.88
	7	11	15	7	12	2,013	9.41	77	21,385	806	1,207	40.04	59.96
	1	17	15	7	13	2,010	9.40	78	21,385	816	1,194	40.60	59.40
	6	14	15	1	14	2,008	9.39	79	21,385	980	1,028	48.80	51.20
	2	15	15	1	17	2,005	9.38	80	21,385	1,118	887	55.76	44.24
	3	27	15	6	17	2,005	9.38	81	21,385	942	1,063	46.98	53.02
	7	5	15	1	20	2,005	9.38	82	21,385	984	1,021	49.08	50.92
	3	14	15	7	15	2,003	9.37	83	21,385	962	1,041	48.03	51.97
	7	11	15	7	13	2,001	9.36	84	21,385	845	1,156	42.23	57.77
	7	12	15	1	17	2,001	9.36	85	21,385	1,151	850	57.52	42.48
	12	30	15	4	15	1,998	9.34	86	21,385	982	1,016	49.15	50.85
	1	17	15	7	15	1,996	9.33	87	21,385	954	1,042	47.80	52.20
	5	18	15	2	12	1,996	9.33	88	21,385	913	1,083	45.74	54.26
	7	19	15	1	15	1,996	9.33	89	21,385	1,059	937	53.06	46.94
	7	3	15	6	16	1,993	9.32	90	21,385	1,013	980	50.83	49.17
	3	14	15	7	14	1,992	9.31	91	21,385	806	1,186	40.46	59.54
	5	17	15	1	19	1,991	9.31	92	21,385	1,377	614	69.16	30.84
	1	10	15	7	13	1,990	9.31	93	21,385	669	1,321	33.62	66.38
	4	26	15	1	16	1,987	9.29	94	21,385	1,088	899	54.76	45.24
	8	14	15	6	15	1,986	9.29	95	21,385	932	1,054	46.93	53.07
	6	14	15	1	16	1,984	9.28	96	21,385	1,195	789	60.23	39.77
	8	15	15	7	16	1,984	9.28	97	21,385	1,041	943	52.47	47.53
	7	5	15	1	14	1,983	9.27	98	21,385	1,137	846	57.34	42.66
	9	5	15	7	14	1,982	9.27	99	21,385	918	1,064	46.32	53.68
	7	24	15	6	15	1,981	9.26	100	21,385	889	1,092	44.88	55.12
	9	5	15	7	11	1,980	9.26	101	21,385	948	1,032	47.88	52.12
	2	28	15	7	13	1,978	9.25	102	21,385	844	1,134	42.67	57.33
	6	26	15	6	13	1,978	9.25	103	21,385	863	1,115	43.63	56.37
	6	14	15	1	17	1,977	9.24	104	21,385	1,288	689	65.15	34.85
	7	3	15	6	15	1,977	9.24	105	21,385	902	1,075	45.62	54.38
	6	7	15	1	16	1,975	9.24	106	21,385	1,229	746	62.23	37.77
	8	2	15	1	17	1,975	9.24	107	21,385	956	1,019	48.41	51.59
	7	4	15	7	16	1,974	9.23	108	21,385	900	1,074	45.59	54.41
	1	2	15	6	13	1,973	9.23	109	21,385	832	1,141	42.17	57.83
	7	17	15	6	16	1,973	9.23	110	21,385	926	1,047	46.93	53.07
	2	9	15	2	14	1,972	9.22	111	21,385	1,081	891	54.82	45.18
	5	23	15	7	12	1,971	9.22	112	21,385	947	1,024	48.05	51.95

MO	DY	YR	DAY OF WK	HR	HR VOL	PERCENT OF AADT	HOUR NUMBER	AADT	NORTH VOLUME	SOUTH VOLUME	PERCENT NORTH IS OF TOTAL VOLUME	PERCENT SOUTH IS OF TOTAL VOLUME	
	9	7	15	2	13	1,970	9.21	113	21,385	867	1,103	44.01	55.99
	5	15	15	6	17	1,969	9.21	114	21,385	867	1,102	44.03	55.97
	5	16	15	7	15	1,968	9.20	115	21,385	722	1,246	36.69	63.31
	3	22	15	1	16	1,967	9.20	116	21,385	1,141	826	58.01	41.99
	7	31	15	6	17	1,967	9.20	117	21,385	831	1,136	42.25	57.75
	5	15	15	6	18	1,966	9.19	118	21,385	869	1,097	44.20	55.80
	7	10	15	6	14	1,966	9.19	119	21,385	859	1,107	43.69	56.31
	7	3	15	6	13	1,963	9.18	120	21,385	842	1,121	42.89	57.11
	4	26	15	1	17	1,961	9.17	121	21,385	1,097	864	55.94	44.06
	5	16	15	7	14	1,959	9.16	122	21,385	752	1,207	38.39	61.61
	3	15	15	1	16	1,958	9.16	123	21,385	1,057	901	53.98	46.02
	9	6	15	1	16	1,958	9.16	124	21,385	1,127	831	57.56	42.44
	4	4	15	7	14	1,957	9.15	125	21,385	866	1,091	44.25	55.75
	7	6	15	2	16	1,956	9.15	126	21,385	955	1,001	48.82	51.18
	7	10	15	6	16	1,956	9.15	127	21,385	949	1,007	48.52	51.48
	12	28	15	2	15	1,955	9.14	128	21,385	988	967	50.54	49.46
	11	29	15	1	18	1,954	9.14	129	21,385	1,044	910	53.43	46.57
	3	14	15	7	16	1,953	9.13	130	21,385	1,036	917	53.05	46.95
	7	4	15	7	15	1,953	9.13	131	21,385	817	1,136	41.83	58.17
	7	19	15	1	16	1,953	9.13	132	21,385	1,194	759	61.14	38.86
	6	20	15	7	12	1,952	9.13	133	21,385	784	1,168	40.16	59.84
	6	20	15	7	17	1,952	9.13	134	21,385	1,025	927	52.51	47.49
	1	17	15	7	12	1,951	9.12	135	21,385	727	1,224	37.26	62.74
	5	3	15	1	17	1,951	9.12	136	21,385	1,130	821	57.92	42.08
	8	7	15	6	17	1,951	9.12	137	21,385	840	1,111	43.05	56.95
	7	17	15	6	17	1,950	9.12	138	21,385	884	1,066	45.33	54.67
	8	16	15	1	14	1,948	9.11	139	21,385	908	1,040	46.61	53.39
	1	2	15	6	18	1,947	9.10	140	21,385	1,092	855	56.09	43.91
	3	28	15	7	15	1,947	9.10	141	21,385	959	988	49.26	50.74
	10	25	15	1	16	1,947	9.10	142	21,385	1,029	918	52.85	47.15
	7	25	15	7	11	1,943	9.09	143	21,385	730	1,213	37.57	62.43
	8	22	15	7	15	1,943	9.09	144	21,385	931	1,012	47.92	52.08
	10	25	15	1	15	1,943	9.09	145	21,385	968	975	49.82	50.18
	12	19	15	7	13	1,943	9.09	146	21,385	809	1,134	41.64	58.36
	5	3	15	1	16	1,942	9.08	147	21,385	1,064	878	54.79	45.21
	9	7	15	2	17	1,941	9.08	148	21,385	1,128	813	58.11	41.89
	8	15	15	7	12	1,940	9.07	149	21,385	872	1,068	44.95	55.05
	5	15	15	6	19	1,939	9.07	150	21,385	765	1,174	39.45	60.55
	6	26	15	6	14	1,939	9.07	151	21,385	779	1,160	40.18	59.82
	3	28	15	7	12	1,938	9.06	152	21,385	842	1,096	43.45	56.55
	7	17	15	6	13	1,937	9.06	153	21,385	858	1,079	44.30	55.70
	3	20	15	6	17	1,936	9.05	154	21,385	958	978	49.48	50.52
	4	18	15	7	11	1,933	9.04	155	21,385	734	1,199	37.97	62.03
	4	3	15	6	17	1,932	9.03	156	21,385	1,045	887	54.09	45.91
	7	11	15	7	15	1,932	9.03	157	21,385	850	1,082	44.00	56.00
	3	14	15	7	12	1,931	9.03	158	21,385	679	1,252	35.16	64.84
	7	24	15	6	12	1,931	9.03	159	21,385	724	1,207	37.49	62.51
	11	29	15	1	16	1,931	9.03	160	21,385	1,088	843	56.34	43.66
	4	5	15	1	18	1,930	9.03	161	21,385	1,357	573	70.31	29.69

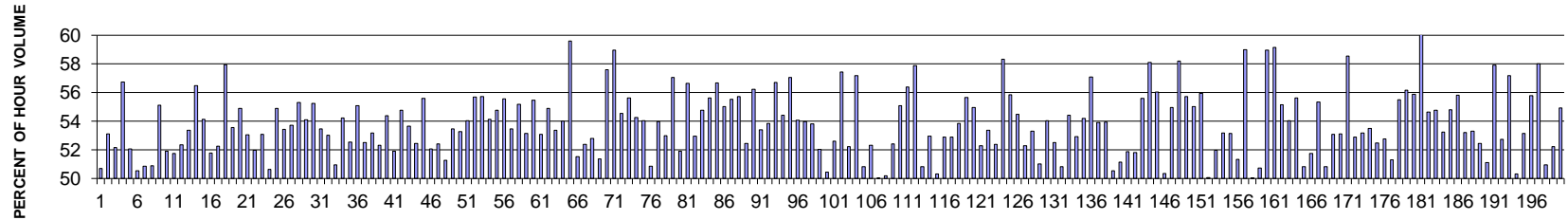
MO	DY	YR	DAY OF WK	HR	HR VOL	PERCENT OF AADT	HOUR NUMBER	AADT	NORTH VOLUME	SOUTH VOLUME	PERCENT NORTH IS OF TOTAL VOLUME	PERCENT SOUTH IS OF TOTAL VOLUME
7	25	15	7	12	1,928	9.02	162	21,385	787	1,141	40.82	59.18
1	3	15	7	18	1,927	9.01	163	21,385	1,241	686	64.40	35.60
5	17	15	1	12	1,927	9.01	164	21,385	608	1,319	31.55	68.45
8	16	15	1	18	1,927	9.01	165	21,385	1,082	845	56.15	43.85
8	21	15	6	16	1,927	9.01	166	21,385	936	991	48.57	51.43
9	5	15	7	15	1,927	9.01	167	21,385	923	1,004	47.90	52.10
5	23	15	7	13	1,925	9.00	168	21,385	921	1,004	47.84	52.16
7	10	15	6	17	1,924	9.00	169	21,385	882	1,042	45.84	54.16
2	13	15	6	15	1,922	8.99	170	21,385	1,050	872	54.63	45.37
5	17	15	1	17	1,922	8.99	171	21,385	1,204	718	62.64	37.36
6	5	15	6	18	1,922	8.99	172	21,385	911	1,011	47.40	52.60
2	20	15	6	16	1,919	8.97	173	21,385	928	991	48.36	51.64
3	7	15	7	14	1,919	8.97	174	21,385	765	1,154	39.86	60.14
4	5	15	1	17	1,919	8.97	175	21,385	1,252	667	65.24	34.76
7	26	15	1	13	1,919	8.97	176	21,385	907	1,012	47.26	52.74
5	16	15	7	16	1,918	8.97	177	21,385	847	1,071	44.16	55.84
3	22	15	1	18	1,917	8.96	178	21,385	1,182	735	61.66	38.34
12	28	15	2	13	1,917	8.96	179	21,385	869	1,048	45.33	54.67
6	21	15	1	14	1,916	8.96	180	21,385	1,016	900	53.03	46.97
8	15	15	7	14	1,916	8.96	181	21,385	923	993	48.17	51.83
8	23	15	1	14	1,916	8.96	182	21,385	956	960	49.90	50.10
11	29	15	1	14	1,915	8.95	183	21,385	839	1,076	43.81	56.19
7	24	15	6	18	1,914	8.95	184	21,385	831	1,083	43.42	56.58
3	13	15	6	16	1,913	8.95	185	21,385	916	997	47.88	52.12
6	26	15	6	16	1,913	8.95	186	21,385	881	1,032	46.05	53.95
7	24	15	6	16	1,913	8.95	187	21,385	788	1,125	41.19	58.81
8	9	15	1	15	1,913	8.95	188	21,385	1,009	904	52.74	47.26
5	2	15	7	15	1,912	8.94	189	21,385	1,052	860	55.02	44.98
5	17	15	1	14	1,912	8.94	190	21,385	779	1,133	40.74	59.26
5	18	15	2	18	1,912	8.94	191	21,385	1,419	493	74.22	25.78
7	19	15	1	17	1,912	8.94	192	21,385	1,173	739	61.35	38.65
6	28	15	1	13	1,911	8.94	193	21,385	913	998	47.78	52.22
2	14	15	7	16	1,910	8.93	194	21,385	1,141	769	59.74	40.26
2	20	15	6	15	1,910	8.93	195	21,385	939	971	49.16	50.84
4	6	15	2	15	1,910	8.93	196	21,385	1,226	684	64.19	35.81
8	16	15	1	15	1,909	8.93	197	21,385	931	978	48.77	51.23
8	22	15	7	13	1,908	8.92	198	21,385	763	1,145	39.99	60.01
4	6	15	2	16	1,907	8.92	199	21,385	1,298	609	68.07	31.93
9	6	15	1	17	1,907	8.92	200	21,385	1,178	729	61.77	38.23

**SR 005 MP 207.76 MARYSVILLE ADC SITE R001
K FOR PEAK 200 HOURS OF 2015**



AADT= 89424 K 30 FACTOR= 8.71 K 100 FACTOR= 8.40 K 200 FACTOR= 8.18 D 30 FACTOR= 55.23

**SR 005 MP 207.76 MARYSVILLE ADC SITE R001
D % IN THE PEAK 200 HOURS OF 2015**



MO	DY	YR	DAY OF WK	HR	HR VOL	PERCENT OF AADT	HOUR NUMBER	AADT	NORTH VOLUME	SOUTH VOLUME	PERCENT NORTH IS OF TOTAL VOLUME	PERCENT SOUTH IS OF TOTAL VOLUME
4	4	15	7	16	8,398	9.39	1	89,424	4,141	4,257	49.31	50.69
4	5	15	1	17	8,355	9.34	2	89,424	3,918	4,437	46.89	53.11
4	5	15	1	14	8,271	9.25	3	89,424	4,313	3,958	52.15	47.85
4	5	15	1	18	8,120	9.08	4	89,424	3,513	4,607	43.26	56.74
4	4	15	7	15	8,111	9.07	5	89,424	4,222	3,889	52.05	47.95
4	4	15	7	17	8,109	9.07	6	89,424	4,011	4,098	49.46	50.54
7	25	15	7	12	8,080	9.04	7	89,424	3,970	4,110	49.13	50.87
4	5	15	1	15	8,063	9.02	8	89,424	4,104	3,959	50.90	49.10
4	5	15	1	13	8,031	8.98	9	89,424	4,425	3,606	55.10	44.90
8	1	15	7	16	8,004	8.95	10	89,424	4,156	3,848	51.92	48.08
4	5	15	1	16	7,975	8.92	11	89,424	3,847	4,128	48.24	51.76
8	8	15	7	17	7,962	8.90	12	89,424	3,793	4,169	47.64	52.36
7	24	15	6	17	7,959	8.90	13	89,424	4,247	3,712	53.36	46.64
7	5	15	1	14	7,940	8.88	14	89,424	3,456	4,484	43.53	56.47

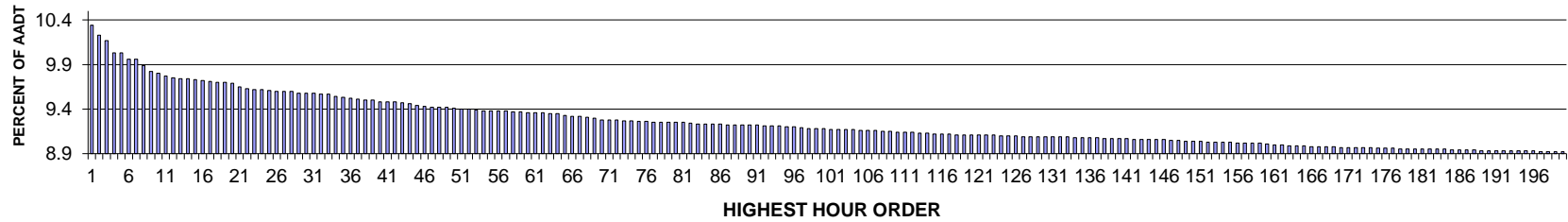
MO	DY	YR	DAY OF WK	HR	HR VOL	PERCENT OF AADT	HOUR NUMBER	AADT	NORTH VOLUME	SOUTH VOLUME	PERCENT NORTH IS OF TOTAL VOLUME	PERCENT SOUTH IS OF TOTAL VOLUME
7	24	15	6	18	7,927	8.86	15	89,424	4,292	3,635	54.14	45.86
7	26	15	1	13	7,902	8.84	16	89,424	3,811	4,091	48.23	51.77
8	1	15	7	17	7,878	8.81	17	89,424	3,760	4,118	47.73	52.27
7	5	15	1	13	7,853	8.78	18	89,424	3,303	4,550	42.06	57.94
4	4	15	7	14	7,850	8.78	19	89,424	4,204	3,646	53.55	46.45
4	4	15	7	12	7,846	8.77	20	89,424	4,306	3,540	54.88	45.12
4	18	15	7	15	7,840	8.77	21	89,424	4,158	3,682	53.04	46.96
7	19	15	1	13	7,814	8.74	22	89,424	3,752	4,062	48.02	51.98
8	15	15	7	13	7,810	8.73	23	89,424	4,146	3,664	53.09	46.91
4	18	15	7	16	7,809	8.73	24	89,424	3,954	3,855	50.63	49.37
7	24	15	6	16	7,808	8.73	25	89,424	4,286	3,522	54.89	45.11
8	1	15	7	14	7,795	8.72	26	89,424	4,165	3,630	53.43	46.57
3	29	15	1	16	7,792	8.71	27	89,424	3,606	4,186	46.28	53.72
5	15	15	6	17	7,792	8.71	28	89,424	4,309	3,483	55.30	44.70
7	25	15	7	11	7,789	8.71	29	89,424	3,575	4,214	45.90	54.10
8	7	15	6	18	7,788	8.71	30	89,424	4,301	3,487	55.23	44.77
4	10	15	6	17	7,787	8.71	31	89,424	4,162	3,625	53.45	46.55
8	1	15	7	15	7,786	8.71	32	89,424	4,127	3,659	53.01	46.99
3	28	15	7	16	7,780	8.70	33	89,424	3,965	3,815	50.96	49.04
8	23	15	1	14	7,779	8.70	34	89,424	3,561	4,218	45.78	54.22
6	27	15	7	12	7,773	8.69	35	89,424	4,084	3,689	52.54	47.46
3	28	15	7	17	7,769	8.69	36	89,424	3,491	4,278	44.93	55.07
8	16	15	1	13	7,769	8.69	37	89,424	3,689	4,080	47.48	52.52
7	19	15	1	15	7,757	8.67	38	89,424	3,631	4,126	46.81	53.19
11	26	15	5	13	7,755	8.67	39	89,424	4,058	3,697	52.33	47.67
7	19	15	1	14	7,754	8.67	40	89,424	3,536	4,218	45.60	54.40
8	8	15	7	12	7,753	8.67	41	89,424	4,023	3,730	51.89	48.11
4	4	15	7	13	7,749	8.67	42	89,424	4,245	3,504	54.78	45.22
8	1	15	7	13	7,742	8.66	43	89,424	4,153	3,589	53.64	46.36
7	19	15	1	16	7,733	8.65	44	89,424	3,676	4,057	47.54	52.46
8	16	15	1	17	7,730	8.64	45	89,424	3,432	4,298	44.40	55.60
7	26	15	1	14	7,724	8.64	46	89,424	3,704	4,020	47.95	52.05
8	9	15	1	13	7,724	8.64	47	89,424	3,676	4,048	47.59	52.41
8	9	15	1	16	7,724	8.64	48	89,424	3,765	3,959	48.74	51.26
8	8	15	7	14	7,718	8.63	49	89,424	4,127	3,591	53.47	46.53
8	23	15	1	15	7,716	8.63	50	89,424	3,605	4,111	46.72	53.28
4	18	15	7	14	7,714	8.63	51	89,424	4,169	3,545	54.04	45.96
8	7	15	6	16	7,711	8.62	52	89,424	4,295	3,416	55.70	44.30
8	16	15	1	14	7,709	8.62	53	89,424	3,414	4,295	44.29	55.71
4	17	15	6	17	7,705	8.62	54	89,424	4,171	3,534	54.13	45.87
8	1	15	7	11	7,703	8.61	55	89,424	4,220	3,483	54.78	45.22
4	5	15	1	19	7,686	8.60	56	89,424	3,415	4,271	44.43	55.57
9	5	15	7	12	7,677	8.58	57	89,424	4,104	3,573	53.46	46.54
8	16	15	1	12	7,675	8.58	58	89,424	3,440	4,235	44.82	55.18
8	8	15	7	15	7,668	8.57	59	89,424	4,075	3,593	53.14	46.86
8	21	15	6	17	7,668	8.57	60	89,424	4,252	3,416	55.45	44.55
8	1	15	7	12	7,665	8.57	61	89,424	4,068	3,597	53.07	46.93
4	19	15	1	16	7,659	8.56	62	89,424	3,456	4,203	45.12	54.88
8	22	15	7	14	7,652	8.56	63	89,424	4,083	3,569	53.36	46.64

MO	DY	YR	DAY OF WK	HR	HR VOL	PERCENT OF AADT	HOUR NUMBER	AADT	NORTH VOLUME	SOUTH VOLUME	PERCENT NORTH IS OF TOTAL VOLUME	PERCENT SOUTH IS OF TOTAL VOLUME
4	10	15	6	16	7,648	8.55	64	89,424	4,129	3,519	53.99	46.01
9	4	15	6	17	7,644	8.55	65	89,424	4,556	3,088	59.60	40.40
8	8	15	7	11	7,635	8.54	66	89,424	3,934	3,701	51.53	48.47
3	28	15	7	12	7,633	8.54	67	89,424	3,998	3,635	52.38	47.62
8	2	15	1	14	7,625	8.53	68	89,424	3,598	4,027	47.19	52.81
8	9	15	1	14	7,623	8.52	69	89,424	3,707	3,916	48.63	51.37
9	18	15	6	17	7,618	8.52	70	89,424	4,387	3,231	57.59	42.41
7	31	15	6	18	7,616	8.52	71	89,424	4,490	3,126	58.95	41.05
7	31	15	6	16	7,611	8.51	72	89,424	4,152	3,459	54.55	45.45
3	27	15	6	17	7,594	8.49	73	89,424	4,224	3,370	55.62	44.38
8	22	15	7	13	7,593	8.49	74	89,424	4,120	3,473	54.26	45.74
8	9	15	1	17	7,592	8.49	75	89,424	3,491	4,101	45.98	54.02
7	24	15	6	15	7,591	8.49	76	89,424	3,860	3,731	50.85	49.15
6	12	15	6	14	7,584	8.48	77	89,424	4,093	3,491	53.97	46.03
5	10	15	1	18	7,581	8.48	78	89,424	3,563	4,018	47.00	53.00
7	17	15	6	17	7,580	8.48	79	89,424	4,325	3,255	57.06	42.94
8	9	15	1	15	7,578	8.47	80	89,424	3,646	3,932	48.11	51.89
7	31	15	6	17	7,577	8.47	81	89,424	4,292	3,285	56.65	43.35
8	2	15	1	13	7,573	8.47	82	89,424	3,562	4,011	47.04	52.96
3	29	15	1	17	7,571	8.47	83	89,424	3,424	4,147	45.23	54.77
8	2	15	1	16	7,571	8.47	84	89,424	3,359	4,212	44.37	55.63
8	16	15	1	15	7,570	8.47	85	89,424	3,279	4,291	43.32	56.68
8	23	15	1	13	7,562	8.46	86	89,424	3,402	4,160	44.99	55.01
9	5	15	7	13	7,560	8.45	87	89,424	4,198	3,362	55.53	44.47
5	8	15	6	17	7,555	8.45	88	89,424	4,210	3,345	55.72	44.28
7	26	15	1	15	7,555	8.45	89	89,424	3,594	3,961	47.57	52.43
3	27	15	6	16	7,551	8.44	90	89,424	4,247	3,304	56.24	43.76
8	9	15	1	12	7,545	8.44	91	89,424	3,515	4,030	46.59	53.41
9	13	15	1	15	7,539	8.43	92	89,424	3,481	4,058	46.17	53.83
6	19	15	6	17	7,538	8.43	93	89,424	4,273	3,265	56.69	43.31
4	18	15	7	17	7,535	8.43	94	89,424	3,435	4,100	45.59	54.41
6	12	15	6	17	7,534	8.43	95	89,424	4,298	3,236	57.05	42.95
7	31	15	6	15	7,518	8.41	96	89,424	4,066	3,452	54.08	45.92
7	12	15	1	17	7,516	8.40	97	89,424	3,460	4,056	46.04	53.96
8	21	15	6	15	7,515	8.40	98	89,424	4,043	3,472	53.80	46.20
3	28	15	7	15	7,514	8.40	99	89,424	3,909	3,605	52.02	47.98
6	20	15	7	12	7,513	8.40	100	89,424	3,723	3,790	49.55	50.45
8	22	15	7	12	7,513	8.40	101	89,424	3,952	3,561	52.60	47.40
7	10	15	6	17	7,509	8.40	102	89,424	4,313	3,196	57.44	42.56
8	22	15	7	15	7,504	8.39	103	89,424	3,918	3,586	52.21	47.79
8	28	15	6	17	7,504	8.39	104	89,424	4,290	3,214	57.17	42.83
4	19	15	1	14	7,502	8.39	105	89,424	3,813	3,689	50.83	49.17
6	27	15	7	13	7,502	8.39	106	89,424	3,925	3,577	52.32	47.68
3	29	15	1	15	7,499	8.39	107	89,424	3,752	3,747	50.03	49.97
4	12	15	1	15	7,498	8.38	108	89,424	3,763	3,735	50.19	49.81
7	12	15	1	15	7,498	8.38	109	89,424	3,569	3,929	47.60	52.40
6	12	15	6	16	7,497	8.38	110	89,424	4,130	3,367	55.09	44.91
8	21	15	6	16	7,497	8.38	111	89,424	4,228	3,269	56.40	43.60
7	5	15	1	12	7,495	8.38	112	89,424	3,158	4,337	42.13	57.87

MO	DY	YR	DAY OF WK	HR	HR VOL	PERCENT OF AADT	HOUR NUMBER	AADT	NORTH VOLUME	SOUTH VOLUME	PERCENT NORTH IS OF TOTAL VOLUME	PERCENT SOUTH IS OF TOTAL VOLUME
8	16	15	1	16	7,494	8.38	113	89,424	3,684	3,810	49.16	50.84
3	28	15	7	13	7,493	8.38	114	89,424	3,969	3,524	52.97	47.03
6	21	15	1	13	7,493	8.38	115	89,424	3,771	3,722	50.33	49.67
8	22	15	7	16	7,492	8.38	116	89,424	3,962	3,530	52.88	47.12
7	25	15	7	15	7,488	8.37	117	89,424	3,960	3,528	52.88	47.12
5	16	15	7	15	7,485	8.37	118	89,424	3,456	4,029	46.17	53.83
4	18	15	7	12	7,481	8.37	119	89,424	4,164	3,317	55.66	44.34
6	28	15	1	13	7,481	8.37	120	89,424	3,369	4,112	45.03	54.97
7	31	15	6	14	7,479	8.36	121	89,424	3,910	3,569	52.28	47.72
8	14	15	6	16	7,477	8.36	122	89,424	3,990	3,487	53.36	46.64
8	22	15	7	17	7,476	8.36	123	89,424	3,916	3,560	52.38	47.62
7	3	15	6	14	7,475	8.36	124	89,424	4,361	3,114	58.34	41.66
7	17	15	6	16	7,475	8.36	125	89,424	4,175	3,300	55.85	44.15
8	7	15	6	15	7,474	8.36	126	89,424	4,072	3,402	54.48	45.52
5	16	15	7	16	7,473	8.36	127	89,424	3,565	3,908	47.71	52.29
7	24	15	6	14	7,473	8.36	128	89,424	3,491	3,982	46.71	53.29
5	9	15	7	12	7,468	8.35	129	89,424	3,811	3,657	51.03	48.97
4	10	15	6	15	7,465	8.35	130	89,424	4,034	3,431	54.04	45.96
6	20	15	7	11	7,464	8.35	131	89,424	3,544	3,920	47.48	52.52
4	3	15	6	15	7,461	8.34	132	89,424	3,793	3,668	50.84	49.16
3	28	15	7	14	7,460	8.34	133	89,424	4,060	3,400	54.42	45.58
4	9	15	5	17	7,458	8.34	134	89,424	3,947	3,511	52.92	47.08
8	15	15	7	15	7,455	8.34	135	89,424	4,040	3,415	54.19	45.81
10	23	15	6	17	7,455	8.34	136	89,424	4,257	3,198	57.10	42.90
7	10	15	6	15	7,452	8.33	137	89,424	4,018	3,434	53.92	46.08
4	17	15	6	16	7,442	8.32	138	89,424	4,014	3,428	53.94	46.06
4	19	15	1	15	7,440	8.32	139	89,424	3,680	3,760	49.46	50.54
8	15	15	7	17	7,440	8.32	140	89,424	3,804	3,636	51.13	48.87
6	21	15	1	12	7,438	8.32	141	89,424	3,579	3,859	48.12	51.88
4	12	15	1	14	7,436	8.32	142	89,424	3,853	3,583	51.82	48.18
8	2	15	1	15	7,436	8.32	143	89,424	3,302	4,134	44.41	55.59
8	28	15	6	16	7,432	8.31	144	89,424	4,317	3,115	58.09	41.91
8	2	15	1	17	7,429	8.31	145	89,424	3,266	4,163	43.96	56.04
8	15	15	7	12	7,427	8.31	146	89,424	3,739	3,688	50.34	49.66
4	5	15	1	12	7,425	8.30	147	89,424	4,081	3,344	54.96	45.04
7	10	15	6	18	7,425	8.30	148	89,424	4,322	3,103	58.21	41.79
8	7	15	6	17	7,421	8.30	149	89,424	4,135	3,286	55.72	44.28
4	3	15	6	17	7,419	8.30	150	89,424	4,083	3,336	55.03	44.97
7	5	15	1	15	7,418	8.30	151	89,424	3,268	4,150	44.06	55.94
3	29	15	1	14	7,416	8.29	152	89,424	3,703	3,713	49.93	50.07
8	14	15	6	15	7,416	8.29	153	89,424	3,854	3,562	51.97	48.03
4	12	15	1	16	7,415	8.29	154	89,424	3,472	3,943	46.82	53.18
8	15	15	7	14	7,408	8.28	155	89,424	3,937	3,471	53.15	46.85
6	13	15	7	12	7,406	8.28	156	89,424	3,801	3,605	51.32	48.68
7	3	15	6	15	7,406	8.28	157	89,424	4,368	3,038	58.98	41.02
5	10	15	1	16	7,403	8.28	158	89,424	3,702	3,701	50.01	49.99
7	11	15	7	13	7,403	8.28	159	89,424	3,756	3,647	50.74	49.26
4	19	15	1	17	7,395	8.27	160	89,424	3,036	4,359	41.05	58.95
5	22	15	6	17	7,391	8.27	161	89,424	4,371	3,020	59.14	40.86

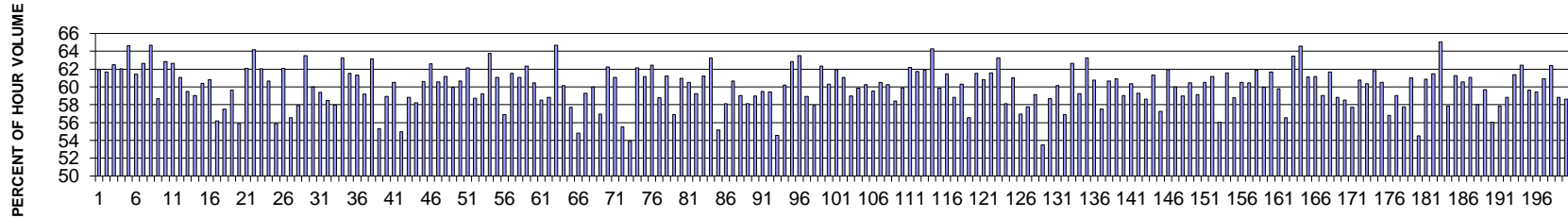
MO	DY	YR	DAY OF WK	HR	HR VOL	PERCENT OF AADT	HOUR NUMBER	AADT	NORTH VOLUME	SOUTH VOLUME	PERCENT NORTH IS OF TOTAL VOLUME	PERCENT SOUTH IS OF TOTAL VOLUME
8	14	15	6	17	7,390	8.26	162	89,424	4,075	3,315	55.14	44.86
9	27	15	1	18	7,390	8.26	163	89,424	3,396	3,994	45.95	54.05
9	5	15	7	14	7,388	8.26	164	89,424	4,109	3,279	55.62	44.38
7	26	15	1	16	7,387	8.26	165	89,424	3,633	3,754	49.18	50.82
4	3	15	6	14	7,384	8.26	166	89,424	3,562	3,822	48.24	51.76
7	10	15	6	16	7,381	8.25	167	89,424	4,085	3,296	55.34	44.66
8	14	15	6	14	7,377	8.25	168	89,424	3,749	3,628	50.82	49.18
8	22	15	7	11	7,377	8.25	169	89,424	3,916	3,461	53.08	46.92
9	5	15	7	11	7,377	8.25	170	89,424	3,918	3,459	53.11	46.89
9	25	15	6	16	7,375	8.25	171	89,424	4,317	3,058	58.54	41.46
8	23	15	1	16	7,374	8.25	172	89,424	3,473	3,901	47.10	52.90
8	8	15	7	13	7,371	8.24	173	89,424	3,920	3,451	53.18	46.82
8	15	15	7	16	7,368	8.24	174	89,424	3,942	3,426	53.50	46.50
7	10	15	6	14	7,364	8.23	175	89,424	3,865	3,499	52.49	47.51
11	26	15	5	12	7,360	8.23	176	89,424	3,883	3,477	52.76	47.24
7	25	15	7	13	7,356	8.23	177	89,424	3,774	3,582	51.31	48.69
9	5	15	7	16	7,355	8.23	178	89,424	4,083	3,273	55.51	44.49
2	13	15	6	16	7,355	8.22	179	89,424	4,132	3,223	56.18	43.82
4	18	15	7	13	7,354	8.22	180	89,424	4,110	3,244	55.89	44.11
9	4	15	6	16	7,354	8.22	181	89,424	4,422	2,932	60.13	39.87
6	12	15	6	15	7,350	8.22	182	89,424	4,017	3,333	54.65	45.35
3	27	15	6	15	7,349	8.22	183	89,424	4,024	3,325	54.76	45.24
6	20	15	7	14	7,348	8.22	184	89,424	3,913	3,435	53.25	46.75
4	11	15	7	12	7,340	8.21	185	89,424	4,023	3,317	54.81	45.19
5	15	15	6	16	7,340	8.21	186	89,424	4,096	3,244	55.80	44.20
8	23	15	1	17	7,339	8.21	187	89,424	3,434	3,905	46.79	53.21
7	17	15	6	15	7,337	8.20	188	89,424	3,910	3,427	53.29	46.71
8	7	15	6	14	7,336	8.20	189	89,424	3,848	3,488	52.45	47.55
4	11	15	7	16	7,334	8.20	190	89,424	3,585	3,749	48.88	51.12
4	24	15	6	17	7,334	8.20	191	89,424	4,247	3,087	57.91	42.09
4	9	15	5	16	7,331	8.20	192	89,424	3,866	3,465	52.73	47.27
2	13	15	6	17	7,325	8.19	193	89,424	4,189	3,136	57.19	42.81
6	14	15	1	16	7,325	8.19	194	89,424	3,639	3,686	49.68	50.32
7	12	15	1	14	7,325	8.19	195	89,424	3,432	3,893	46.85	53.15
8	16	15	1	18	7,324	8.19	196	89,424	3,239	4,085	44.22	55.78
9	18	15	6	16	7,323	8.19	197	89,424	4,249	3,074	58.02	41.98
6	21	15	1	14	7,322	8.19	198	89,424	3,592	3,730	49.06	50.94
5	16	15	7	12	7,321	8.19	199	89,424	3,498	3,823	47.78	52.22
4	11	15	7	13	7,319	8.18	200	89,424	4,019	3,300	54.91	45.09

**SR 101 MP 362.01 MUD BAY ADC SITE R003E
K FOR PEAK 200 HOURS OF 2015**



AADT= 49200 K 30 FACTOR= 9.58 K 100 FACTOR= 9.18 K 200 FACTOR= 8.92 D 30 FACTOR= 59.99

**SR 101 MP 362.01 MUD BAY ADC SITE R003E
D % IN THE PEAK 200 HOURS OF 2015**



MO	DY	YR	DAY OF WK	HR	HR VOL	PERCENT OF AADT	HOUR NUMBER	AADT	EAST VOLUME	WEST VOLUME	PERCENT EAST IS OF TOTAL VOLUME	PERCENT WEST IS OF TOTAL VOLUME
7	5	15	1	14	5086	10.34	1	49200	3149	1937	61.92	38.08
7	5	15	1	13	5032	10.23	2	49200	3104	1928	61.69	38.31
7	5	15	1	12	5006	10.17	3	49200	3127	1879	62.47	37.53
7	3	15	6	13	4936	10.03	4	49200	1873	3063	37.95	62.05
7	3	15	6	14	4933	10.03	5	49200	1746	3187	35.39	64.61
7	3	15	6	12	4901	9.96	6	49200	1890	3011	38.56	61.44
8	21	15	6	17	4899	9.96	7	49200	1831	3068	37.37	62.63
7	3	15	6	15	4867	9.89	8	49200	1719	3148	35.32	64.68
8	7	15	6	17	4829	9.82	9	49200	1995	2834	41.31	58.69
7	10	15	6	18	4820	9.80	10	49200	1791	3029	37.16	62.84
9	4	15	6	18	4809	9.77	11	49200	1796	3013	37.35	62.65
6	12	15	6	17	4795	9.75	12	49200	1867	2928	38.94	61.06
7	10	15	6	17	4794	9.74	13	49200	1943	2851	40.53	59.47
9	11	15	6	18	4794	9.74	14	49200	1964	2830	40.97	59.03

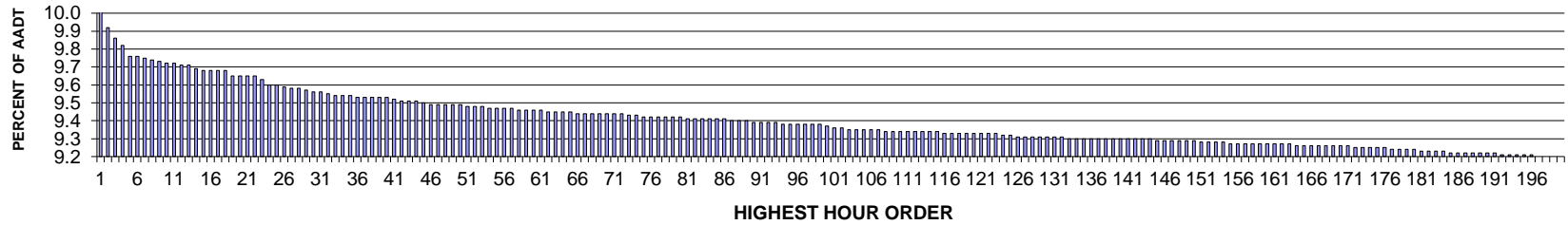
MO	DY	YR	DAY OF WK	HR	HR VOL	PERCENT OF AADT	HOUR NUMBER	AADT	EAST VOLUME	WEST VOLUME	PERCENT EAST IS OF TOTAL VOLUME	PERCENT WEST IS OF TOTAL VOLUME
7	31	15	6	17	4785	9.73	15	49200	1894	2891	39.58	60.42
7	24	15	6	17	4782	9.72	16	49200	1875	2907	39.21	60.79
8	2	15	1	13	4779	9.71	17	49200	2685	2094	56.18	43.82
8	23	15	1	13	4773	9.70	18	49200	2746	2027	57.53	42.47
9	11	15	6	17	4772	9.70	19	49200	1925	2847	40.34	59.66
6	27	15	7	12	4768	9.69	20	49200	2103	2665	44.11	55.89
8	28	15	6	18	4749	9.65	21	49200	1800	2949	37.90	62.10
7	3	15	6	16	4736	9.63	22	49200	1698	3038	35.85	64.15
9	4	15	6	17	4732	9.62	23	49200	1796	2936	37.95	62.05
8	21	15	6	16	4731	9.62	24	49200	1860	2871	39.32	60.68
8	16	15	1	13	4727	9.61	25	49200	2641	2086	55.87	44.13
7	31	15	6	18	4725	9.60	26	49200	1791	2934	37.90	62.10
8	23	15	1	15	4724	9.60	27	49200	2671	2053	56.54	43.46
8	7	15	6	16	4723	9.60	28	49200	1989	2734	42.11	57.89
7	2	15	5	18	4715	9.58	29	49200	1720	2995	36.48	63.52
6	5	15	6	17	4714	9.58	30	49200	1886	2828	40.01	59.99
2	13	15	6	17	4711	9.58	31	49200	1913	2798	40.61	59.39
11	6	15	6	17	4710	9.57	32	49200	1955	2755	41.51	58.49
10	16	15	6	17	4709	9.57	33	49200	1979	2730	42.03	57.97
7	24	15	6	18	4696	9.54	34	49200	1725	2971	36.73	63.27
8	7	15	6	18	4689	9.53	35	49200	1804	2885	38.47	61.53
8	28	15	6	17	4682	9.52	36	49200	1811	2871	38.68	61.32
5	8	15	6	17	4680	9.51	37	49200	1911	2769	40.83	59.17
7	5	15	1	15	4675	9.50	38	49200	2953	1722	63.17	36.83
8	16	15	1	14	4673	9.50	39	49200	2586	2087	55.34	44.66
6	19	15	6	17	4665	9.48	40	49200	1917	2748	41.09	58.91
9	18	15	6	18	4664	9.48	41	49200	1842	2822	39.49	60.51
8	2	15	1	14	4663	9.48	42	49200	2562	2101	54.94	45.06
5	29	15	6	17	4659	9.47	43	49200	1917	2742	41.15	58.85
9	8	15	3	17	4653	9.46	44	49200	1945	2708	41.80	58.20
5	1	15	6	17	4645	9.44	45	49200	1830	2815	39.40	60.60
6	26	15	6	17	4640	9.43	46	49200	1735	2905	37.39	62.61
6	12	15	6	18	4635	9.42	47	49200	1828	2807	39.44	60.56
8	20	15	5	17	4633	9.42	48	49200	1800	2833	38.85	61.15
9	25	15	6	17	4633	9.42	49	49200	1856	2777	40.06	59.94
10	9	15	6	17	4632	9.41	50	49200	1822	2810	39.34	60.66
4	17	15	6	18	4625	9.40	51	49200	1751	2874	37.86	62.14
10	2	15	6	18	4624	9.40	52	49200	1909	2715	41.28	58.72
8	24	15	2	17	4620	9.39	53	49200	1883	2737	40.76	59.24
5	22	15	6	17	4617	9.38	54	49200	1673	2944	36.24	63.76
8	25	15	3	18	4617	9.38	55	49200	1797	2820	38.92	61.08
9	11	15	6	16	4617	9.38	56	49200	1991	2626	43.12	56.88
6	5	15	6	18	4615	9.38	57	49200	1776	2839	38.48	61.52
5	1	15	6	18	4611	9.37	58	49200	1794	2817	38.91	61.09
8	20	15	5	18	4608	9.37	59	49200	1736	2872	37.67	62.33
4	17	15	6	17	4605	9.36	60	49200	1821	2784	39.54	60.46
8	5	15	4	17	4604	9.36	61	49200	1910	2694	41.49	58.51
9	18	15	6	17	4604	9.36	62	49200	1895	2709	41.16	58.84
5	22	15	6	18	4601	9.35	63	49200	1624	2977	35.30	64.70

MO	DY	YR	DAY OF WK	HR	HR VOL	PERCENT OF AADT	HOUR NUMBER	AADT	EAST VOLUME	WEST VOLUME	PERCENT EAST IS OF TOTAL VOLUME	PERCENT WEST IS OF TOTAL VOLUME
8	26	15	4	17	4598	9.35	64	49200	1833	2765	39.87	60.13
10	22	15	5	17	4592	9.33	65	49200	1943	2649	42.31	57.69
6	27	15	7	14	4587	9.32	66	49200	2072	2515	45.17	54.83
10	23	15	6	17	4586	9.32	67	49200	1868	2718	40.73	59.27
7	3	15	6	11	4582	9.31	68	49200	1833	2749	40.00	60.00
6	4	15	5	17	4574	9.30	69	49200	1970	2604	43.07	56.93
9	25	15	6	18	4565	9.28	70	49200	1725	2840	37.79	62.21
7	9	15	5	18	4564	9.28	71	49200	1776	2788	38.91	61.09
8	16	15	1	15	4564	9.28	72	49200	2535	2029	55.54	44.46
8	9	15	1	14	4562	9.27	73	49200	2459	2103	53.90	46.10
8	6	15	5	18	4559	9.27	74	49200	1727	2832	37.88	62.12
3	20	15	6	17	4556	9.26	75	49200	1768	2788	38.81	61.19
7	2	15	5	16	4556	9.26	76	49200	1712	2844	37.58	62.42
8	25	15	3	17	4553	9.25	77	49200	1876	2677	41.20	58.80
5	29	15	6	18	4551	9.25	78	49200	1764	2787	38.76	61.24
8	1	15	7	14	4551	9.25	79	49200	1961	2590	43.09	56.91
9	10	15	5	18	4551	9.25	80	49200	1777	2774	39.05	60.95
6	4	15	5	18	4549	9.25	81	49200	1797	2752	39.50	60.50
2	20	15	6	17	4545	9.24	82	49200	1854	2691	40.79	59.21
8	13	15	5	18	4542	9.23	83	49200	1762	2780	38.79	61.21
8	21	15	6	18	4542	9.23	84	49200	1669	2873	36.75	63.25
7	6	15	2	17	4541	9.23	85	49200	2037	2504	44.86	55.14
10	15	15	5	17	4540	9.23	86	49200	1902	2638	41.89	58.11
2	13	15	6	18	4537	9.22	87	49200	1785	2752	39.34	60.66
3	27	15	6	17	4537	9.22	88	49200	1858	2679	40.95	59.05
7	10	15	6	16	4537	9.22	89	49200	1901	2636	41.90	58.10
7	31	15	6	16	4536	9.22	90	49200	1861	2675	41.03	58.97
10	2	15	6	17	4534	9.22	91	49200	1837	2697	40.52	59.48
8	27	15	5	17	4533	9.21	92	49200	1839	2694	40.57	59.43
6	27	15	7	13	4530	9.21	93	49200	2060	2470	45.47	54.53
5	22	15	6	16	4529	9.21	94	49200	1803	2726	39.81	60.19
4	3	15	6	18	4525	9.20	95	49200	1681	2844	37.15	62.85
7	3	15	6	17	4524	9.20	96	49200	1650	2874	36.47	63.53
6	12	15	6	16	4520	9.19	97	49200	1857	2663	41.08	58.92
8	4	15	3	17	4519	9.18	98	49200	1902	2617	42.09	57.91
9	9	15	4	18	4517	9.18	99	49200	1701	2816	37.66	62.34
8	13	15	5	17	4515	9.18	100	49200	1793	2722	39.71	60.29
7	2	15	5	17	4514	9.17	101	49200	1719	2795	38.08	61.92
10	8	15	5	18	4513	9.17	102	49200	1756	2757	38.91	61.09
12	18	15	6	17	4513	9.17	103	49200	1851	2662	41.01	58.99
9	4	15	6	16	4511	9.17	104	49200	1811	2700	40.15	59.85
7	30	15	5	17	4509	9.16	105	49200	1792	2717	39.74	60.26
2	27	15	6	17	4507	9.16	106	49200	1824	2683	40.47	59.53
6	19	15	6	18	4505	9.16	107	49200	1779	2726	39.49	60.51
6	27	15	7	11	4503	9.15	108	49200	1789	2714	39.73	60.27
11	20	15	6	17	4500	9.15	109	49200	1870	2630	41.56	58.44
3	6	15	6	17	4499	9.14	110	49200	1804	2695	40.10	59.90
3	6	15	6	18	4498	9.14	111	49200	1701	2797	37.82	62.18
6	26	15	6	18	4495	9.14	112	49200	1721	2774	38.29	61.71

MO	DY	YR	DAY OF WK	HR	HR VOL	PERCENT OF AADT	HOUR NUMBER	AADT	EAST VOLUME	WEST VOLUME	PERCENT EAST IS OF TOTAL VOLUME	PERCENT WEST IS OF TOTAL VOLUME
4	3	15	6	17	4494	9.13	113	49200	1713	2781	38.12	61.88
9	3	15	5	18	4490	9.13	114	49200	1604	2886	35.72	64.28
6	11	15	5	18	4489	9.12	115	49200	1803	2686	40.16	59.84
7	7	15	3	18	4489	9.12	116	49200	1729	2760	38.52	61.48
9	10	15	5	17	4489	9.12	117	49200	1847	2642	41.15	58.85
8	19	15	4	17	4484	9.11	118	49200	1780	2704	39.70	60.30
8	1	15	7	12	4483	9.11	119	49200	1948	2535	43.45	56.55
2	27	15	6	18	4481	9.11	120	49200	1725	2756	38.50	61.50
7	29	15	4	17	4481	9.11	121	49200	1756	2725	39.19	60.81
5	15	15	6	18	4480	9.11	122	49200	1721	2759	38.42	61.58
8	14	15	6	18	4480	9.11	123	49200	1647	2833	36.76	63.24
7	24	15	6	16	4478	9.10	124	49200	1876	2602	41.89	58.11
10	23	15	6	18	4478	9.10	125	49200	1745	2733	38.97	61.03
8	23	15	1	12	4477	9.10	126	49200	2549	1928	56.94	43.06
8	1	15	7	13	4474	9.09	127	49200	1889	2585	42.22	57.78
8	6	15	5	17	4474	9.09	128	49200	1828	2646	40.86	59.14
6	21	15	1	14	4473	9.09	129	49200	2393	2080	53.50	46.50
5	8	15	6	16	4472	9.09	130	49200	1849	2623	41.35	58.65
5	21	15	5	17	4472	9.09	131	49200	1783	2689	39.87	60.13
8	28	15	6	16	4472	9.09	132	49200	1927	2545	43.09	56.91
8	5	15	4	18	4471	9.09	133	49200	1670	2801	37.35	62.65
8	14	15	6	16	4469	9.08	134	49200	1821	2648	40.75	59.25
2	20	15	6	18	4468	9.08	135	49200	1642	2826	36.75	63.25
7	1	15	4	17	4468	9.08	136	49200	1754	2714	39.26	60.74
7	31	15	6	15	4468	9.08	137	49200	1898	2570	42.48	57.52
8	12	15	4	18	4464	9.07	138	49200	1756	2708	39.34	60.66
8	19	15	4	18	4463	9.07	139	49200	1745	2718	39.10	60.90
1	30	15	6	17	4462	9.07	140	49200	1827	2635	40.95	59.05
5	15	15	6	17	4460	9.07	141	49200	1768	2692	39.64	60.36
8	12	15	4	17	4458	9.06	142	49200	1815	2643	40.71	59.29
8	10	15	2	17	4457	9.06	143	49200	1844	2613	41.37	58.63
7	29	15	4	18	4456	9.06	144	49200	1723	2733	38.67	61.33
8	21	15	6	15	4456	9.06	145	49200	1904	2552	42.73	57.27
8	23	15	1	14	4456	9.06	146	49200	2760	1696	61.94	38.06
12	15	15	3	17	4453	9.05	147	49200	1782	2671	40.02	59.98
8	3	15	2	17	4452	9.05	148	49200	1826	2626	41.02	58.98
10	5	15	2	17	4449	9.04	149	49200	1760	2689	39.56	60.44
3	13	15	6	17	4448	9.04	150	49200	1818	2630	40.87	59.13
5	7	15	5	17	4446	9.04	151	49200	1757	2689	39.52	60.48
6	26	15	6	16	4445	9.03	152	49200	1725	2720	38.81	61.19
8	16	15	1	12	4444	9.03	153	49200	2489	1955	56.01	43.99
8	18	15	3	18	4443	9.03	154	49200	1707	2736	38.42	61.58
10	16	15	6	18	4442	9.03	155	49200	1830	2612	41.20	58.80
5	8	15	6	18	4439	9.02	156	49200	1753	2686	39.49	60.51
8	27	15	5	18	4438	9.02	157	49200	1756	2682	39.57	60.43
3	13	15	6	18	4437	9.02	158	49200	1691	2746	38.11	61.89
11	20	15	6	18	4437	9.02	159	49200	1778	2659	40.07	59.93
7	8	15	4	18	4435	9.01	160	49200	1699	2736	38.31	61.69
6	3	15	4	17	4429	9.00	161	49200	1782	2647	40.23	59.77

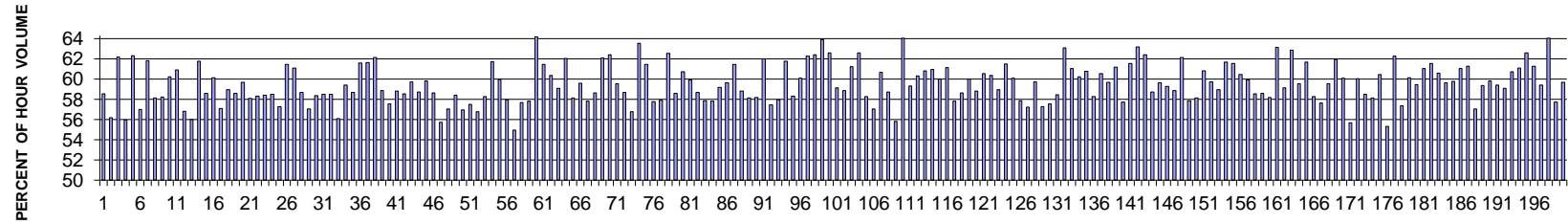
MO	DY	YR	DAY OF WK	HR	HR VOL	PERCENT OF AADT	HOUR NUMBER	AADT	EAST VOLUME	WEST VOLUME	PERCENT EAST IS OF TOTAL VOLUME	PERCENT WEST IS OF TOTAL VOLUME
10	1	15	5	17	4429	9.00	162	49200	1924	2505	43.44	56.56
3	20	15	6	18	4424	8.99	163	49200	1617	2807	36.55	63.45
9	7	15	2	13	4423	8.99	164	49200	2857	1566	64.59	35.41
6	23	15	3	18	4422	8.99	165	49200	1720	2702	38.90	61.10
11	6	15	6	18	4420	8.98	166	49200	1717	2703	38.85	61.15
4	16	15	5	17	4418	8.98	167	49200	1810	2608	40.97	59.03
8	14	15	6	17	4418	8.98	168	49200	1694	2724	38.34	61.66
9	9	15	4	17	4418	8.98	169	49200	1818	2600	41.15	58.85
7	26	15	1	13	4414	8.97	170	49200	2582	1832	58.50	41.50
7	2	15	5	14	4413	8.97	171	49200	1866	2547	42.28	57.72
8	17	15	2	18	4413	8.97	172	49200	1732	2681	39.25	60.75
10	1	15	5	18	4413	8.97	173	49200	1750	2663	39.66	60.34
6	3	15	4	18	4411	8.97	174	49200	1684	2727	38.18	61.82
9	16	15	4	18	4410	8.96	175	49200	1742	2668	39.50	60.50
10	23	15	6	16	4408	8.96	176	49200	1905	2503	43.22	56.78
6	26	15	6	15	4407	8.96	177	49200	1805	2602	40.96	59.04
6	11	15	5	17	4405	8.95	178	49200	1860	2545	42.22	57.78
10	6	15	3	18	4404	8.95	179	49200	1717	2687	38.99	61.01
8	9	15	1	15	4403	8.95	180	49200	2400	2003	54.51	45.49
8	26	15	4	18	4403	8.95	181	49200	1724	2679	39.16	60.84
3	20	15	6	16	4402	8.95	182	49200	1695	2707	38.51	61.49
7	5	15	1	16	4402	8.95	183	49200	2863	1539	65.04	34.96
10	9	15	6	16	4401	8.95	184	49200	1854	2547	42.13	57.87
5	21	15	5	18	4399	8.94	185	49200	1703	2696	38.71	61.29
8	10	15	2	18	4398	8.94	186	49200	1734	2664	39.43	60.57
8	11	15	3	18	4397	8.94	187	49200	1711	2686	38.91	61.09
10	2	15	6	16	4397	8.94	188	49200	1847	2550	42.01	57.99
8	17	15	2	17	4396	8.93	189	49200	1773	2623	40.33	59.67
8	23	15	1	16	4396	8.93	190	49200	2463	1933	56.03	43.97
9	29	15	3	17	4396	8.93	191	49200	1852	2544	42.13	57.87
8	24	15	2	18	4394	8.93	192	49200	1809	2585	41.17	58.83
9	22	15	3	18	4394	8.93	193	49200	1698	2696	38.64	61.36
7	1	15	4	18	4393	8.93	194	49200	1649	2744	37.54	62.46
7	28	15	3	17	4393	8.93	195	49200	1774	2619	40.38	59.62
7	8	15	4	17	4392	8.93	196	49200	1781	2611	40.55	59.45
9	30	15	4	18	4391	8.92	197	49200	1716	2675	39.08	60.92
6	18	15	5	18	4390	8.92	198	49200	1650	2740	37.59	62.41
7	7	15	3	17	4390	8.92	199	49200	1808	2582	41.18	58.82
6	10	15	4	17	4389	8.92	200	49200	1816	2573	41.38	58.62

**SR 101 MP 361.37 MUD BAY ADC SITE R003N
K FOR PEAK 200 HOURS OF 2015**



AADT= 31503 K 30 FACTOR= 9.51 K 100 FACTOR= 9.32 K 200 FACTOR= 9.15 D 30 FACTOR= 58.38

**SR 101 MP 361.37 MUD BAY ADC SITE R003N
D % IN THE PEAK 200 HOURS OF 2015**



MO	DY	YR	DAY OF WK	HR	HR VOL	PERCENT OF AADT	HOUR NUMBER	AADT	NORTH VOLUME	SOUTH VOLUME	PERCENT NORTH IS OF TOTAL VOLUME	PERCENT SOUTH IS OF TOTAL VOLUME
9	8	15	3	17	3138	9.96	1	31503	1301	1837	41.46	58.54
11	6	15	6	17	3110	9.87	2	31503	1363	1747	43.83	56.17
8	21	15	6	17	3089	9.81	3	31503	1168	1921	37.81	62.19
5	29	15	6	17	3077	9.77	4	31503	1355	1722	44.04	55.96
8	28	15	6	18	3059	9.71	5	31503	1153	1906	37.69	62.31
10	22	15	5	17	3059	9.71	6	31503	1316	1743	43.02	56.98
11	3	15	3	18	3057	9.7	7	31503	1167	1890	38.17	61.83
5	8	15	6	17	3054	9.69	8	31503	1279	1775	41.88	58.12
7	17	15	6	17	3050	9.68	9	31503	1274	1776	41.77	58.23
6	3	15	4	18	3047	9.67	10	31503	1212	1835	39.78	60.22
6	4	15	5	18	3045	9.67	11	31503	1190	1855	39.08	60.92
10	15	15	5	17	3044	9.66	12	31503	1315	1729	43.20	56.80
10	16	15	6	17	3042	9.66	13	31503	1339	1703	44.02	55.98
7	10	15	6	18	3036	9.64	14	31503	1161	1875	38.24	61.76

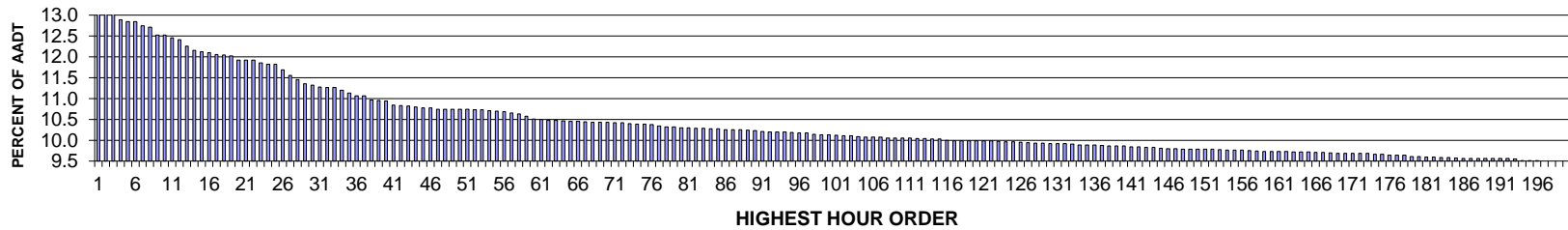
MO	DY	YR	DAY OF WK	HR	HR VOL	PERCENT OF AADT	HOUR NUMBER	AADT	NORTH VOLUME	SOUTH VOLUME	PERCENT NORTH IS OF TOTAL VOLUME	PERCENT SOUTH IS OF TOTAL VOLUME
9	10	15	5	17	3035	9.63	15	31503	1257	1778	41.42	58.58
10	5	15	2	17	3034	9.63	16	31503	1209	1825	39.85	60.15
7	10	15	6	17	3033	9.63	17	31503	1301	1732	42.89	57.11
9	11	15	6	17	3033	9.63	18	31503	1245	1788	41.05	58.95
6	3	15	4	17	3025	9.6	19	31503	1253	1772	41.42	58.58
10	7	15	4	17	3025	9.6	20	31503	1220	1805	40.33	59.67
8	5	15	4	17	3024	9.6	21	31503	1268	1756	41.93	58.07
9	9	15	4	17	3024	9.6	22	31503	1261	1763	41.70	58.30
6	12	15	6	17	3018	9.58	23	31503	1255	1763	41.58	58.42
2	13	15	6	17	3008	9.55	24	31503	1248	1760	41.49	58.51
6	4	15	5	17	3007	9.55	25	31503	1285	1722	42.73	57.27
10	6	15	3	18	3006	9.54	26	31503	1159	1847	38.56	61.44
8	28	15	6	17	3003	9.53	27	31503	1169	1834	38.93	61.07
12	15	15	3	17	3003	9.53	28	31503	1241	1762	41.33	58.67
6	19	15	6	17	2999	9.52	29	31503	1289	1710	42.98	57.02
7	17	15	6	18	2996	9.51	30	31503	1247	1749	41.62	58.38
10	27	15	3	17	2996	9.51	31	31503	1243	1753	41.49	58.51
10	2	15	6	17	2994	9.5	32	31503	1243	1751	41.52	58.48
10	14	15	4	17	2991	9.49	33	31503	1313	1678	43.90	56.10
8	24	15	2	17	2989	9.49	34	31503	1213	1776	40.58	59.42
10	9	15	6	17	2989	9.49	35	31503	1235	1754	41.32	58.68
9	9	15	4	18	2988	9.48	36	31503	1148	1840	38.42	61.58
8	20	15	5	17	2986	9.48	37	31503	1146	1840	38.38	61.62
10	29	15	5	18	2986	9.48	38	31503	1131	1855	37.88	62.12
6	5	15	6	17	2985	9.48	39	31503	1228	1757	41.14	58.86
10	1	15	5	17	2985	9.48	40	31503	1267	1718	42.45	57.55
5	4	15	2	17	2983	9.47	41	31503	1229	1754	41.20	58.80
8	4	15	3	17	2980	9.46	42	31503	1235	1745	41.44	58.56
10	8	15	5	18	2979	9.46	43	31503	1200	1779	40.28	59.72
12	18	15	6	17	2979	9.46	44	31503	1229	1750	41.26	58.74
6	2	15	3	17	2978	9.45	45	31503	1197	1781	40.19	59.81
5	8	15	6	16	2975	9.44	46	31503	1231	1744	41.38	58.62
9	11	15	6	18	2975	9.44	47	31503	1317	1658	44.27	55.73
5	13	15	4	17	2974	9.44	48	31503	1278	1696	42.97	57.03
7	24	15	6	17	2973	9.44	49	31503	1237	1736	41.61	58.39
9	16	15	4	17	2973	9.44	50	31503	1280	1693	43.05	56.95
4	16	15	5	17	2971	9.43	51	31503	1263	1708	42.51	57.49
11	4	15	4	17	2971	9.43	52	31503	1284	1687	43.22	56.78
10	13	15	3	17	2970	9.43	53	31503	1239	1731	41.72	58.28
5	12	15	3	18	2968	9.42	54	31503	1136	1832	38.27	61.73
9	18	15	6	18	2968	9.42	55	31503	1188	1780	40.03	59.97
11	18	15	4	17	2968	9.42	56	31503	1248	1720	42.05	57.95
9	11	15	6	16	2967	9.42	57	31503	1337	1630	45.06	54.94
11	20	15	6	17	2965	9.41	58	31503	1255	1710	42.33	57.67
12	4	15	6	17	2965	9.41	59	31503	1251	1714	42.19	57.81
3	3	15	3	18	2964	9.41	60	31503	1061	1903	35.80	64.20
9	10	15	5	18	2964	9.41	61	31503	1142	1822	38.53	61.47
8	13	15	5	18	2961	9.4	62	31503	1174	1787	39.65	60.35
9	22	15	3	17	2961	9.4	63	31503	1212	1749	40.93	59.07

MO	DY	YR	DAY OF WK	HR	HR VOL	PERCENT OF AADT	HOUR NUMBER	AADT	NORTH VOLUME	SOUTH VOLUME	PERCENT NORTH IS OF TOTAL VOLUME	PERCENT SOUTH IS OF TOTAL VOLUME
10	20	15	3	18	2961	9.4	64	31503	1124	1837	37.96	62.04
8	7	15	6	17	2960	9.4	65	31503	1239	1721	41.86	58.14
3	5	15	5	17	2959	9.39	66	31503	1195	1764	40.39	59.61
9	30	15	4	17	2959	9.39	67	31503	1248	1711	42.18	57.82
10	23	15	6	17	2959	9.39	68	31503	1224	1735	41.37	58.63
3	12	15	5	18	2958	9.39	69	31503	1121	1837	37.90	62.10
3	4	15	4	18	2957	9.39	70	31503	1112	1845	37.61	62.39
5	1	15	6	17	2957	9.39	71	31503	1197	1760	40.48	59.52
9	25	15	6	17	2957	9.39	72	31503	1222	1735	41.33	58.67
5	14	15	5	17	2956	9.38	73	31503	1278	1678	43.23	56.77
3	17	15	3	18	2955	9.38	74	31503	1078	1877	36.48	63.52
4	30	15	5	18	2953	9.37	75	31503	1139	1814	38.57	61.43
9	18	15	6	17	2953	9.37	76	31503	1247	1706	42.23	57.77
6	10	15	4	17	2952	9.37	77	31503	1243	1709	42.11	57.89
8	25	15	3	18	2952	9.37	78	31503	1106	1846	37.47	62.53
8	25	15	3	17	2951	9.37	79	31503	1222	1729	41.41	58.59
8	26	15	4	17	2951	9.37	80	31503	1159	1792	39.27	60.73
5	7	15	5	17	2950	9.36	81	31503	1183	1767	40.10	59.90
4	17	15	6	17	2949	9.36	82	31503	1219	1730	41.34	58.66
10	6	15	3	17	2949	9.36	83	31503	1243	1706	42.15	57.85
3	27	15	6	17	2948	9.36	84	31503	1244	1704	42.20	57.80
4	15	15	4	17	2948	9.36	85	31503	1204	1744	40.84	59.16
5	21	15	5	18	2948	9.36	86	31503	1190	1758	40.37	59.63
9	22	15	3	18	2945	9.35	87	31503	1136	1809	38.57	61.43
7	16	15	5	17	2944	9.35	88	31503	1213	1731	41.20	58.80
9	29	15	3	17	2944	9.35	89	31503	1232	1712	41.85	58.15
3	6	15	6	17	2942	9.34	90	31503	1230	1712	41.81	58.19
4	29	15	4	18	2942	9.34	91	31503	1118	1824	38.00	62.00
2	27	15	6	17	2941	9.34	92	31503	1251	1690	42.54	57.46
10	2	15	6	18	2941	9.34	93	31503	1236	1705	42.03	57.97
4	1	15	4	18	2940	9.33	94	31503	1124	1816	38.23	61.77
5	29	15	6	18	2940	9.33	95	31503	1225	1715	41.67	58.33
7	28	15	3	17	2940	9.33	96	31503	1174	1766	39.93	60.07
8	20	15	5	18	2940	9.33	97	31503	1109	1831	37.72	62.28
2	24	15	3	18	2939	9.33	98	31503	1105	1834	37.60	62.40
3	11	15	4	18	2939	9.33	99	31503	1061	1878	36.10	63.90
11	5	15	5	18	2937	9.32	100	31503	1098	1839	37.39	62.61
10	20	15	3	17	2933	9.31	101	31503	1198	1735	40.85	59.15
7	31	15	6	17	2932	9.31	102	31503	1206	1726	41.13	58.87
5	28	15	5	18	2931	9.3	103	31503	1137	1794	38.79	61.21
7	29	15	4	18	2931	9.3	104	31503	1096	1835	37.39	62.61
10	12	15	2	17	2931	9.3	105	31503	1223	1708	41.73	58.27
9	23	15	4	17	2930	9.3	106	31503	1258	1672	42.94	57.06
10	14	15	4	18	2929	9.3	107	31503	1152	1777	39.33	60.67
8	27	15	5	17	2928	9.29	108	31503	1209	1719	41.29	58.71
10	23	15	6	16	2928	9.29	109	31503	1294	1634	44.19	55.81
9	3	15	5	18	2927	9.29	110	31503	1053	1874	35.98	64.02
9	4	15	6	17	2927	9.29	111	31503	1191	1736	40.69	59.31
10	13	15	3	18	2927	9.29	112	31503	1161	1766	39.67	60.33

MO	DY	YR	DAY OF WK	HR	HR VOL	PERCENT OF AADT	HOUR NUMBER	AADT	NORTH VOLUME	SOUTH VOLUME	PERCENT NORTH IS OF TOTAL VOLUME	PERCENT SOUTH IS OF TOTAL VOLUME
7	29	15	4	17	2926	9.29	113	31503	1147	1779	39.20	60.80
9	30	15	4	18	2926	9.29	114	31503	1142	1784	39.03	60.97
10	1	15	5	18	2926	9.29	115	31503	1171	1755	40.02	59.98
7	16	15	5	18	2924	9.28	116	31503	1136	1788	38.85	61.15
10	2	15	6	16	2924	9.28	117	31503	1233	1691	42.17	57.83
11	2	15	2	17	2924	9.28	118	31503	1209	1715	41.35	58.65
5	18	15	2	18	2923	9.28	119	31503	1169	1754	39.99	60.01
5	28	15	5	17	2923	9.28	120	31503	1204	1719	41.19	58.81
6	11	15	5	18	2923	9.28	121	31503	1154	1769	39.48	60.52
4	2	15	5	17	2922	9.28	122	31503	1158	1764	39.63	60.37
12	14	15	2	17	2922	9.28	123	31503	1200	1722	41.07	58.93
10	21	15	4	18	2921	9.27	124	31503	1125	1796	38.51	61.49
5	27	15	4	18	2920	9.27	125	31503	1166	1754	39.93	60.07
10	19	15	2	17	2918	9.26	126	31503	1229	1689	42.12	57.88
6	11	15	5	17	2917	9.26	127	31503	1248	1669	42.78	57.22
6	17	15	4	17	2917	9.26	128	31503	1175	1742	40.28	59.72
10	8	15	5	17	2917	9.26	129	31503	1247	1670	42.75	57.25
11	5	15	5	17	2917	9.26	130	31503	1238	1679	42.44	57.56
5	27	15	4	17	2916	9.26	131	31503	1211	1705	41.53	58.47
6	2	15	3	18	2916	9.26	132	31503	1076	1840	36.90	63.10
2	27	15	6	18	2915	9.25	133	31503	1136	1779	38.97	61.03
6	10	15	4	18	2915	9.25	134	31503	1160	1755	39.79	60.21
8	13	15	5	17	2915	9.25	135	31503	1143	1772	39.21	60.79
5	6	15	4	17	2914	9.25	136	31503	1216	1698	41.73	58.27
9	2	15	4	17	2914	9.25	137	31503	1150	1764	39.46	60.54
1	30	15	6	17	2913	9.25	138	31503	1174	1739	40.30	59.70
4	21	15	3	18	2913	9.25	139	31503	1131	1782	38.83	61.17
5	1	15	6	18	2913	9.25	140	31503	1232	1681	42.29	57.71
5	26	15	3	18	2913	9.25	141	31503	1120	1793	38.45	61.55
6	18	15	5	18	2913	9.25	142	31503	1072	1841	36.80	63.20
7	9	15	5	18	2913	9.25	143	31503	1095	1818	37.59	62.41
8	21	15	6	16	2913	9.25	144	31503	1202	1711	41.26	58.74
9	16	15	4	18	2912	9.24	145	31503	1175	1737	40.35	59.65
7	15	15	4	17	2911	9.24	146	31503	1186	1725	40.74	59.26
8	6	15	5	17	2911	9.24	147	31503	1198	1713	41.15	58.85
9	14	15	2	18	2911	9.24	148	31503	1102	1809	37.86	62.14
5	12	15	3	17	2910	9.24	149	31503	1226	1684	42.13	57.87
6	19	15	6	18	2910	9.24	150	31503	1218	1692	41.86	58.14
4	3	15	6	18	2908	9.23	151	31503	1139	1769	39.17	60.83
9	24	15	5	17	2908	9.23	152	31503	1171	1737	40.27	59.73
5	15	15	6	17	2907	9.23	153	31503	1194	1713	41.07	58.93
8	12	15	4	18	2907	9.23	154	31503	1114	1793	38.32	61.68
3	13	15	6	18	2906	9.22	155	31503	1118	1788	38.47	61.53
4	16	15	5	18	2906	9.22	156	31503	1150	1756	39.57	60.43
5	21	15	5	17	2905	9.22	157	31503	1165	1740	40.10	59.90
9	15	15	3	17	2905	9.22	158	31503	1205	1700	41.48	58.52
9	28	15	2	17	2905	9.22	159	31503	1203	1702	41.41	58.59
10	28	15	4	17	2905	9.22	160	31503	1215	1690	41.82	58.18
3	10	15	3	18	2904	9.22	161	31503	1071	1833	36.88	63.12

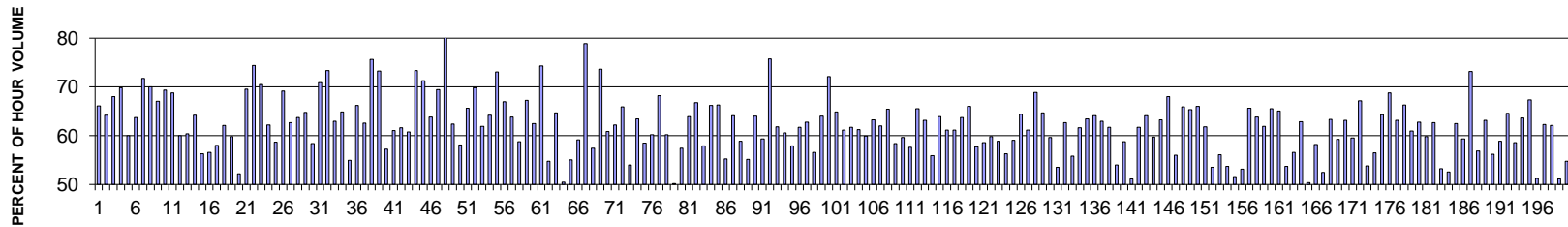
MO	DY	YR	DAY OF WK	HR	HR VOL	PERCENT OF AADT	HOUR NUMBER	AADT	NORTH VOLUME	SOUTH VOLUME	PERCENT NORTH IS OF TOTAL VOLUME	PERCENT SOUTH IS OF TOTAL VOLUME
5	19	15	3	18	2904	9.22	162	31503	1187	1717	40.87	59.13
7	8	15	4	18	2904	9.22	163	31503	1079	1825	37.16	62.84
3	4	15	4	17	2903	9.21	164	31503	1174	1729	40.44	59.56
3	6	15	6	18	2903	9.21	165	31503	1112	1791	38.31	61.69
5	20	15	4	17	2903	9.21	166	31503	1212	1691	41.75	58.25
2	20	15	6	17	2902	9.21	167	31503	1230	1672	42.38	57.62
4	30	15	5	17	2900	9.21	168	31503	1173	1727	40.45	59.55
6	16	15	3	18	2900	9.21	169	31503	1103	1797	38.03	61.97
7	22	15	4	17	2900	9.21	170	31503	1158	1742	39.93	60.07
10	16	15	6	16	2900	9.21	171	31503	1286	1614	44.34	55.66
8	19	15	4	17	2899	9.2	172	31503	1159	1740	39.98	60.02
12	9	15	4	17	2899	9.2	173	31503	1203	1696	41.50	58.50
1	29	15	5	17	2898	9.2	174	31503	1213	1685	41.86	58.14
5	22	15	6	17	2898	9.2	175	31503	1146	1752	39.54	60.46
5	29	15	6	16	2898	9.2	176	31503	1295	1603	44.69	55.31
3	5	15	5	18	2896	9.19	177	31503	1093	1803	37.74	62.26
6	12	15	6	16	2895	9.19	178	31503	1234	1661	42.63	57.37
2	13	15	6	18	2894	9.19	179	31503	1154	1740	39.88	60.12
12	2	15	4	17	2894	9.19	180	31503	1174	1720	40.57	59.43
8	27	15	5	18	2893	9.18	181	31503	1127	1766	38.96	61.04
9	8	15	3	18	2893	9.18	182	31503	1112	1781	38.44	61.56
8	12	15	4	17	2892	9.18	183	31503	1140	1752	39.42	60.58
7	7	15	3	17	2891	9.18	184	31503	1167	1724	40.37	59.63
3	19	15	5	17	2890	9.17	185	31503	1163	1727	40.24	59.76
9	15	15	3	18	2890	9.17	186	31503	1126	1764	38.96	61.04
6	26	15	6	17	2889	9.17	187	31503	1119	1770	38.73	61.27
2	24	15	3	17	2888	9.17	188	31503	1240	1648	42.94	57.06
7	1	15	4	17	2888	9.17	189	31503	1173	1715	40.62	59.38
8	7	15	6	18	2888	9.17	190	31503	1161	1727	40.20	59.80
8	10	15	2	17	2888	9.17	191	31503	1172	1716	40.58	59.42
5	26	15	3	17	2886	9.16	192	31503	1181	1705	40.92	59.08
9	4	15	6	18	2886	9.16	193	31503	1134	1752	39.29	60.71
11	19	15	5	18	2886	9.16	194	31503	1123	1763	38.91	61.09
4	22	15	4	18	2885	9.16	195	31503	1079	1806	37.40	62.60
8	3	15	2	18	2885	9.16	196	31503	1117	1768	38.72	61.28
4	22	15	4	17	2884	9.15	197	31503	1171	1713	40.60	59.40
2	11	15	4	18	2883	9.15	198	31503	1037	1846	35.97	64.03
6	1	15	2	17	2882	9.15	199	31503	1218	1664	42.26	57.74
8	17	15	2	17	2881	9.15	200	31503	1162	1719	40.33	59.67

**SR 008 MP 20.67 MUD BAY ADC SITE R003W
K FOR PEAK 200 HOURS FOR 2015**



AADT= 17963 K 30 FACTOR= 11.32 K 100 FACTOR= 10.13 K 200 FACTOR= 9.50 D 30 FACTOR= 58.36

**SR 008 MP 20.67 MUD BAY ADC SITE R003W
D % IN THE PEAK 200 HOURS OF 2015**



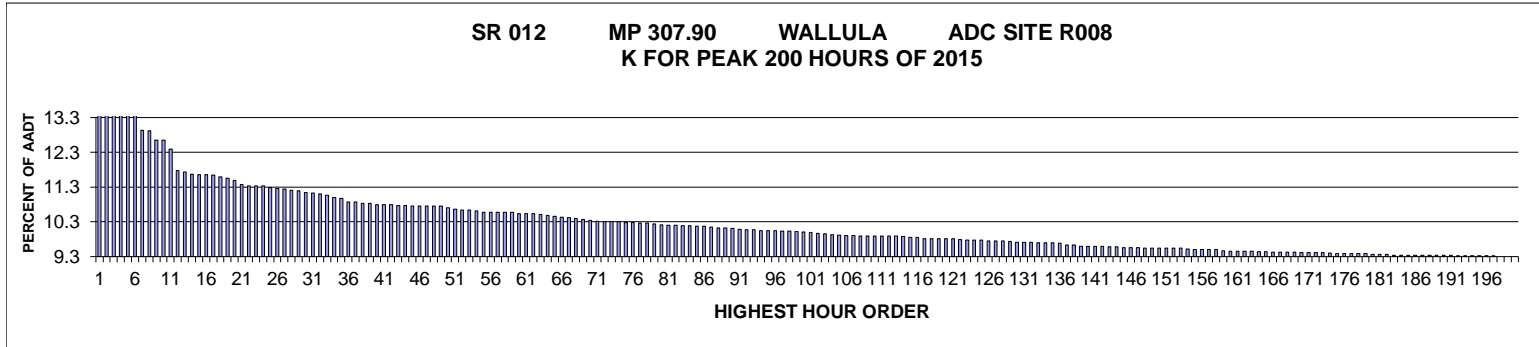
MO	DY	YR	DAY OF WK	HR	HR VOL	PERCENT OF AADT	HOUR NUMBER	AADT	EAST VOLUME	WEST VOLUME	PERCENT EAST IS OF TOTAL VOLUME	PERCENT WEST IS OF TOTAL VOLUME
7	5	15	1	12	2510	13.97	1	17963	1660	850	66.14	33.86
7	5	15	1	13	2471	13.76	2	17963	1586	885	64.18	35.82
7	5	15	1	14	2441	13.59	3	17963	1661	780	68.05	31.95
7	3	15	6	14	2315	12.89	4	17963	699	1616	30.19	69.81
6	27	15	7	12	2309	12.85	5	17963	923	1386	39.97	60.03
8	23	15	1	15	2308	12.85	6	17963	1470	838	63.69	36.31
7	5	15	1	15	2290	12.75	7	17963	1643	647	71.75	28.25
6	27	15	7	11	2283	12.71	8	17963	685	1598	30.00	70.00
7	3	15	6	13	2249	12.52	9	17963	741	1508	32.95	67.05
7	3	15	6	15	2249	12.52	10	17963	690	1559	30.68	69.32
7	3	15	6	12	2239	12.46	11	17963	699	1540	31.22	68.78
8	16	15	1	13	2230	12.41	12	17963	1337	893	59.96	40.04
8	2	15	1	14	2202	12.26	13	17963	1329	873	60.35	39.65
8	23	15	1	13	2185	12.16	14	17963	1402	783	64.16	35.84

MO	DY	YR	DAY OF WK	HR	HR VOL	PERCENT OF AADT	HOUR NUMBER	AADT	EAST VOLUME	WEST VOLUME	PERCENT EAST IS OF TOTAL VOLUME	PERCENT WEST IS OF TOTAL VOLUME
7	19	15	1	13	2177	12.12	15	17963	1225	952	56.27	43.73
6	27	15	7	13	2174	12.10	16	17963	944	1230	43.42	56.58
8	23	15	1	12	2166	12.06	17	17963	1256	910	57.99	42.01
8	16	15	1	14	2162	12.04	18	17963	1343	819	62.12	37.88
8	2	15	1	13	2159	12.02	19	17963	1292	867	59.84	40.16
6	27	15	7	14	2142	11.92	20	17963	1024	1118	47.81	52.19
7	5	15	1	11	2142	11.92	21	17963	1489	653	69.51	30.49
7	5	15	1	16	2141	11.92	22	17963	1593	548	74.40	25.60
7	3	15	6	11	2130	11.86	23	17963	628	1502	29.48	70.52
7	19	15	1	14	2123	11.82	24	17963	1320	803	62.18	37.82
8	9	15	1	14	2123	11.82	25	17963	1245	878	58.64	41.36
7	3	15	6	16	2099	11.69	26	17963	647	1452	30.82	69.18
8	16	15	1	15	2075	11.55	27	17963	1301	774	62.70	37.30
7	19	15	1	15	2057	11.45	28	17963	1310	747	63.68	36.32
7	26	15	1	14	2039	11.35	29	17963	1321	718	64.79	35.21
8	16	15	1	12	2034	11.32	30	17963	1187	847	58.36	41.64
8	23	15	1	14	2026	11.28	31	17963	1436	590	70.88	29.12
5	25	15	2	14	2025	11.27	32	17963	1486	539	73.38	26.62
7	26	15	1	13	2022	11.26	33	17963	1273	749	62.96	37.04
8	2	15	1	15	2011	11.20	34	17963	1304	707	64.84	35.16
7	19	15	1	12	2000	11.13	35	17963	1100	900	55.00	45.00
7	3	15	6	17	1986	11.06	36	17963	671	1315	33.79	66.21
8	9	15	1	15	1986	11.06	37	17963	1242	744	62.54	37.46
7	5	15	1	17	1968	10.96	38	17963	1488	480	75.61	24.39
5	25	15	2	13	1967	10.95	39	17963	1441	526	73.26	26.74
2	15	15	1	13	1966	10.94	40	17963	841	1125	42.78	57.22
8	1	15	7	13	1947	10.84	41	17963	759	1188	38.98	61.02
6	21	15	1	14	1946	10.83	42	17963	1200	746	61.66	38.34
8	1	15	7	14	1944	10.82	43	17963	763	1181	39.25	60.75
7	4	15	7	12	1940	10.80	44	17963	516	1424	26.60	73.40
5	25	15	2	12	1937	10.78	45	17963	1381	556	71.30	28.70
6	28	15	1	14	1935	10.77	46	17963	1235	700	63.82	36.18
3	22	15	1	16	1930	10.74	47	17963	1341	589	69.48	30.52
7	5	15	1	19	1930	10.74	48	17963	1577	353	81.71	18.29
7	12	15	1	14	1930	10.74	49	17963	1204	726	62.38	37.62
8	9	15	1	13	1930	10.74	50	17963	1122	808	58.13	41.87
8	16	15	1	16	1930	10.74	51	17963	1267	663	65.65	34.35
3	22	15	1	15	1927	10.73	52	17963	1346	581	69.85	30.15
7	26	15	1	15	1927	10.73	53	17963	1193	734	61.91	38.09
8	23	15	1	16	1924	10.71	54	17963	1235	689	64.19	35.81
6	27	15	7	10	1922	10.70	55	17963	518	1404	26.95	73.05
4	19	15	1	14	1920	10.69	56	17963	1285	635	66.93	33.07
8	1	15	7	12	1913	10.65	57	17963	692	1221	36.17	63.83
6	21	15	1	13	1910	10.63	58	17963	1122	788	58.74	41.26
6	28	15	1	13	1899	10.57	59	17963	1277	622	67.25	32.75
8	22	15	7	11	1888	10.51	60	17963	708	1180	37.50	62.50
3	22	15	1	13	1886	10.50	61	17963	1401	485	74.28	25.72
6	7	15	1	13	1880	10.47	62	17963	1030	850	54.79	45.21
7	2	15	5	18	1880	10.47	63	17963	664	1216	35.32	64.68

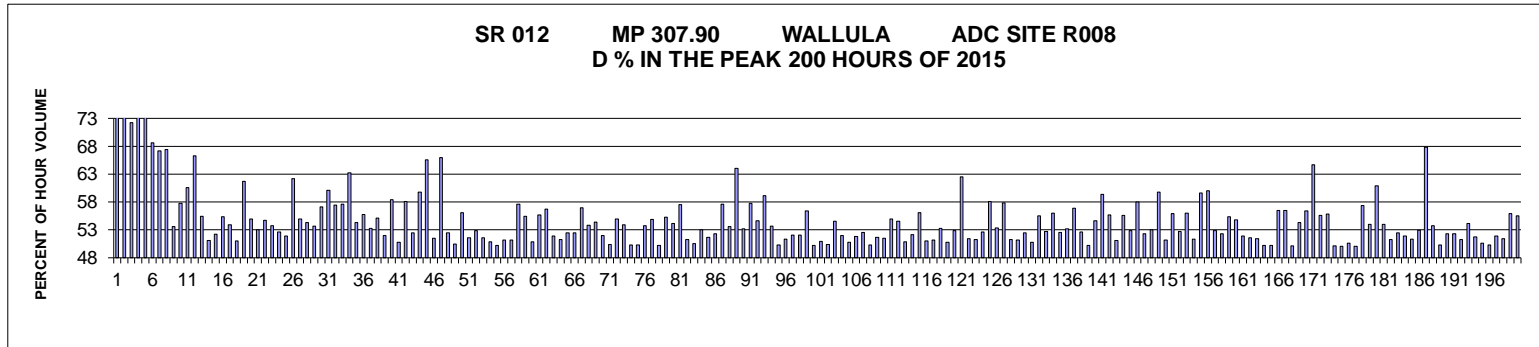
MO	DY	YR	DAY OF WK	HR	HR VOL	PERCENT OF AADT	HOUR NUMBER	AADT	EAST VOLUME	WEST VOLUME	PERCENT EAST IS OF TOTAL VOLUME	PERCENT WEST IS OF TOTAL VOLUME
6	27	15	7	15	1879	10.46	64	17963	949	930	50.51	49.49
6	21	15	1	15	1877	10.45	65	17963	1034	843	55.09	44.91
7	6	15	2	13	1877	10.45	66	17963	1111	766	59.19	40.81
7	5	15	1	18	1875	10.44	67	17963	1480	395	78.93	21.07
8	7	15	6	16	1874	10.43	68	17963	798	1076	42.58	57.42
3	22	15	1	14	1873	10.43	69	17963	1379	494	73.63	26.37
8	7	15	6	17	1873	10.43	70	17963	733	1140	39.14	60.86
7	31	15	6	17	1872	10.42	71	17963	707	1165	37.77	62.23
6	28	15	1	15	1871	10.42	72	17963	1234	637	65.95	34.05
8	2	15	1	12	1869	10.40	73	17963	1010	859	54.04	45.96
4	19	15	1	12	1867	10.39	74	17963	1185	682	63.47	36.53
8	22	15	7	13	1867	10.39	75	17963	776	1091	41.56	58.44
7	12	15	1	13	1863	10.37	76	17963	1121	742	60.17	39.83
4	19	15	1	16	1857	10.34	77	17963	1267	590	68.23	31.77
7	18	15	7	13	1854	10.32	78	17963	738	1116	39.81	60.19
7	25	15	7	13	1854	10.32	79	17963	930	924	50.16	49.84
7	25	15	7	12	1851	10.30	80	17963	788	1063	42.57	57.43
8	21	15	6	16	1850	10.30	81	17963	668	1182	36.11	63.89
4	19	15	1	15	1849	10.29	82	17963	1234	615	66.74	33.26
8	22	15	7	12	1848	10.29	83	17963	778	1070	42.10	57.90
6	28	15	1	16	1845	10.27	84	17963	1222	623	66.23	33.77
8	1	15	7	11	1845	10.27	85	17963	621	1224	33.66	66.34
7	25	15	7	14	1842	10.25	86	17963	1018	824	55.27	44.73
4	19	15	1	13	1841	10.25	87	17963	1180	661	64.10	35.90
8	21	15	6	15	1841	10.25	88	17963	757	1084	41.12	58.88
8	21	15	6	14	1840	10.24	89	17963	825	1015	44.84	55.16
7	24	15	6	17	1838	10.23	90	17963	661	1177	35.96	64.04
8	14	15	6	15	1834	10.21	91	17963	746	1088	40.68	59.32
5	25	15	2	15	1833	10.20	92	17963	1388	445	75.72	24.28
7	18	15	7	12	1833	10.20	93	17963	700	1133	38.19	61.81
7	31	15	6	15	1833	10.20	94	17963	722	1111	39.39	60.61
6	14	15	1	13	1830	10.19	95	17963	1059	771	57.87	42.13
7	6	15	2	14	1829	10.18	96	17963	1129	700	61.73	38.27
7	19	15	1	16	1828	10.18	97	17963	1148	680	62.80	37.20
6	7	15	1	14	1821	10.14	98	17963	1031	790	56.62	43.38
8	21	15	6	17	1820	10.13	99	17963	655	1165	35.99	64.01
7	4	15	7	13	1819	10.13	100	17963	508	1311	27.93	72.07
6	12	15	6	17	1817	10.12	101	17963	638	1179	35.11	64.89
2	15	15	1	12	1816	10.11	102	17963	706	1110	38.88	61.12
7	12	15	1	15	1816	10.11	103	17963	1121	695	61.73	38.27
6	26	15	6	16	1812	10.09	104	17963	703	1109	38.80	61.20
7	26	15	1	12	1809	10.07	105	17963	1083	726	59.87	40.13
7	31	15	6	18	1809	10.07	106	17963	664	1145	36.71	63.29
8	9	15	1	16	1809	10.07	107	17963	1121	688	61.97	38.03
7	24	15	6	18	1806	10.05	108	17963	624	1182	34.55	65.45
8	22	15	7	14	1806	10.05	109	17963	751	1055	41.58	58.42
7	2	15	5	14	1805	10.05	110	17963	728	1077	40.33	59.67
8	1	15	7	15	1805	10.05	111	17963	764	1041	42.33	57.67
8	16	15	1	17	1804	10.04	112	17963	1183	621	65.58	34.42

MO	DY	YR	DAY OF WK	HR	HR VOL	PERCENT OF AADT	HOUR NUMBER	AADT	EAST VOLUME	WEST VOLUME	PERCENT EAST IS OF TOTAL VOLUME	PERCENT WEST IS OF TOTAL VOLUME
6	26	15	6	15	1803	10.04	113	17963	664	1139	36.83	63.17
2	16	15	2	14	1802	10.03	114	17963	1008	794	55.94	44.06
8	21	15	6	18	1802	10.03	115	17963	650	1152	36.07	63.93
7	18	15	7	14	1796	10.00	116	17963	697	1099	38.81	61.19
5	10	15	1	13	1795	9.99	117	17963	1098	697	61.17	38.83
8	7	15	6	18	1795	9.99	118	17963	652	1143	36.32	63.68
3	20	15	6	17	1794	9.99	119	17963	609	1185	33.95	66.05
6	21	15	1	12	1794	9.99	120	17963	1036	758	57.75	42.25
8	7	15	6	15	1794	9.99	121	17963	744	1050	41.47	58.53
2	14	15	7	12	1793	9.98	122	17963	721	1072	40.21	59.79
8	9	15	1	12	1791	9.97	123	17963	1055	736	58.91	41.09
7	31	15	6	13	1790	9.96	124	17963	783	1007	43.74	56.26
6	6	15	7	13	1789	9.96	125	17963	733	1056	40.97	59.03
7	10	15	6	18	1787	9.95	126	17963	637	1150	35.65	64.35
8	15	15	7	11	1785	9.94	127	17963	693	1092	38.82	61.18
5	22	15	6	18	1783	9.93	128	17963	555	1228	31.13	68.87
8	14	15	6	18	1783	9.93	129	17963	629	1154	35.28	64.72
6	14	15	1	14	1782	9.92	130	17963	1062	720	59.60	40.40
8	8	15	7	12	1782	9.92	131	17963	829	953	46.52	53.48
8	14	15	6	16	1782	9.92	132	17963	666	1116	37.37	62.63
2	16	15	2	13	1781	9.91	133	17963	994	787	55.81	44.19
7	17	15	6	18	1776	9.89	134	17963	681	1095	38.34	61.66
7	10	15	6	17	1775	9.88	135	17963	649	1126	36.56	63.44
7	31	15	6	16	1775	9.88	136	17963	637	1138	35.89	64.11
7	25	15	7	11	1773	9.87	137	17963	657	1116	37.06	62.94
5	3	15	1	14	1772	9.86	138	17963	1093	679	61.68	38.32
8	7	15	6	13	1772	9.86	139	17963	815	957	45.99	54.01
8	28	15	6	15	1771	9.86	140	17963	731	1040	41.28	58.72
2	15	15	1	14	1768	9.84	141	17963	864	904	48.87	51.13
6	12	15	6	18	1768	9.84	142	17963	676	1092	38.24	61.76
4	12	15	1	13	1765	9.83	143	17963	1132	633	64.14	35.86
7	17	15	6	16	1765	9.83	144	17963	711	1054	40.28	59.72
8	2	15	1	17	1762	9.81	145	17963	1115	647	63.28	36.72
3	20	15	6	16	1761	9.80	146	17963	563	1198	31.97	68.03
7	6	15	2	12	1760	9.80	147	17963	986	774	56.02	43.98
5	10	15	1	14	1759	9.79	148	17963	1160	599	65.95	34.05
8	14	15	6	17	1759	9.79	149	17963	609	1150	34.62	65.38
7	19	15	1	18	1757	9.78	150	17963	1160	597	66.02	33.98
5	3	15	1	13	1756	9.78	151	17963	1085	671	61.79	38.21
8	7	15	6	14	1756	9.78	152	17963	816	940	46.47	53.53
2	16	15	2	15	1755	9.77	153	17963	985	770	56.13	43.87
8	14	15	6	14	1754	9.76	154	17963	811	943	46.24	53.76
7	6	15	2	17	1753	9.76	155	17963	904	849	51.57	48.43
7	10	15	6	14	1753	9.76	156	17963	822	931	46.89	53.11
7	2	15	5	16	1752	9.75	157	17963	602	1150	34.36	65.64
6	26	15	6	17	1750	9.74	158	17963	633	1117	36.17	63.83
6	28	15	1	12	1748	9.73	159	17963	1082	666	61.90	38.10
7	19	15	1	17	1748	9.73	160	17963	1145	603	65.50	34.50
6	7	15	1	16	1747	9.73	161	17963	1137	610	65.08	34.92

MO	DY	YR	DAY OF WK	HR	HR VOL	PERCENT OF AADT	HOUR NUMBER	AADT	EAST VOLUME	WEST VOLUME	PERCENT EAST IS OF TOTAL VOLUME	PERCENT WEST IS OF TOTAL VOLUME
8	15	15	7	12	1747	9.73	162	17963	808	939	46.25	53.75
5	9	15	7	13	1746	9.72	163	17963	758	988	43.41	56.59
5	23	15	7	12	1746	9.72	164	17963	648	1098	37.11	62.89
7	25	15	7	15	1746	9.72	165	17963	866	880	49.60	50.40
7	31	15	6	14	1745	9.71	166	17963	729	1016	41.78	58.22
8	28	15	6	14	1745	9.71	167	17963	829	916	47.51	52.49
5	22	15	6	14	1742	9.70	168	17963	638	1104	36.62	63.38
7	10	15	6	16	1741	9.69	169	17963	710	1031	40.78	59.22
6	26	15	6	18	1739	9.68	170	17963	641	1098	36.86	63.14
7	2	15	5	13	1739	9.68	171	17963	703	1036	40.43	59.57
4	17	15	6	18	1738	9.68	172	17963	571	1167	32.85	67.15
8	8	15	7	14	1738	9.68	173	17963	803	935	46.20	53.80
8	15	15	7	14	1736	9.66	174	17963	755	981	43.49	56.51
8	30	15	1	14	1735	9.66	175	17963	1116	619	64.32	35.68
5	22	15	6	17	1732	9.64	176	17963	540	1192	31.18	68.82
7	17	15	6	17	1732	9.64	177	17963	639	1093	36.89	63.11
5	22	15	6	16	1731	9.64	178	17963	583	1148	33.68	66.32
2	13	15	6	17	1727	9.61	179	17963	674	1053	39.03	60.97
6	7	15	1	15	1726	9.61	180	17963	1083	643	62.75	37.25
7	26	15	1	16	1724	9.60	181	17963	1032	692	59.86	40.14
8	30	15	1	13	1724	9.60	182	17963	1081	643	62.70	37.30
6	27	15	7	16	1720	9.58	183	17963	804	916	46.74	53.26
8	1	15	7	16	1720	9.58	184	17963	816	904	47.44	52.56
6	5	15	6	18	1719	9.57	185	17963	645	1074	37.52	62.48
2	14	15	7	13	1718	9.56	186	17963	699	1019	40.69	59.31
5	25	15	2	16	1718	9.56	187	17963	1257	461	73.17	26.83
4	18	15	7	12	1717	9.56	188	17963	740	977	43.10	56.90
7	2	15	5	17	1717	9.56	189	17963	633	1084	36.87	63.13
7	10	15	6	15	1717	9.56	190	17963	752	965	43.80	56.20
7	18	15	7	15	1717	9.56	191	17963	706	1011	41.12	58.88
8	23	15	1	17	1717	9.56	192	17963	1109	608	64.59	35.41
7	6	15	2	15	1716	9.55	193	17963	1005	711	58.57	41.43
7	12	15	1	16	1709	9.51	194	17963	1087	622	63.60	36.40
8	2	15	1	16	1709	9.51	195	17963	1151	558	67.35	32.65
8	14	15	6	13	1709	9.51	196	17963	876	833	51.26	48.74
6	14	15	1	15	1707	9.50	197	17963	1064	643	62.33	37.67
7	3	15	6	18	1707	9.50	198	17963	647	1060	37.90	62.10
7	11	15	7	13	1707	9.50	199	17963	834	873	48.86	51.14



AADT= 7349 K 30 FACTOR= 11.13 K 100 FACTOR= 10.00 K 200 FACTOR= 9.29 D 30 FACTOR= 57.09



MO	DY	YR	DAY OF WK	HR	HR VOL	PERCENT OF AADT	HOUR NUMBER	AADT	EAST VOLUME	WEST VOLUME	PERCENT EAST IS OF TOTAL VOLUME	PERCENT WEST IS OF TOTAL VOLUME
8	16	15	1	11	1,154	15.70	1	7,349	177	977	15.34	84.66
8	16	15	1	12	1,086	14.78	2	7,349	190	896	17.50	82.50
8	14	15	6	16	1,071	14.57	3	7,349	774	297	72.27	27.73
8	16	15	1	10	1,011	13.76	4	7,349	167	844	16.52	83.48
8	16	15	1	13	1,001	13.62	5	7,349	250	751	24.98	75.02
8	14	15	6	15	990	13.47	6	7,349	679	311	68.59	31.41
8	14	15	6	14	950	12.93	7	7,349	638	312	67.16	32.84
8	14	15	6	17	949	12.91	8	7,349	640	309	67.44	32.56
10	16	15	6	17	929	12.64	9	7,349	498	431	53.61	46.39
10	23	15	6	17	929	12.64	10	7,349	537	392	57.80	42.20
9	4	15	6	17	910	12.38	11	7,349	551	359	60.55	39.45
8	16	15	1	14	864	11.76	12	7,349	291	573	33.68	66.32
5	22	15	6	16	862	11.73	13	7,349	478	384	55.45	44.55
6	5	15	6	17	857	11.66	14	7,349	438	419	51.11	48.89
5	22	15	6	17	856	11.65	15	7,349	447	409	52.22	47.78
10	16	15	6	16	856	11.65	16	7,349	474	382	55.37	44.63
9	25	15	6	17	855	11.63	17	7,349	461	394	53.92	46.08
6	12	15	6	15	851	11.58	18	7,349	417	434	49.00	51.00

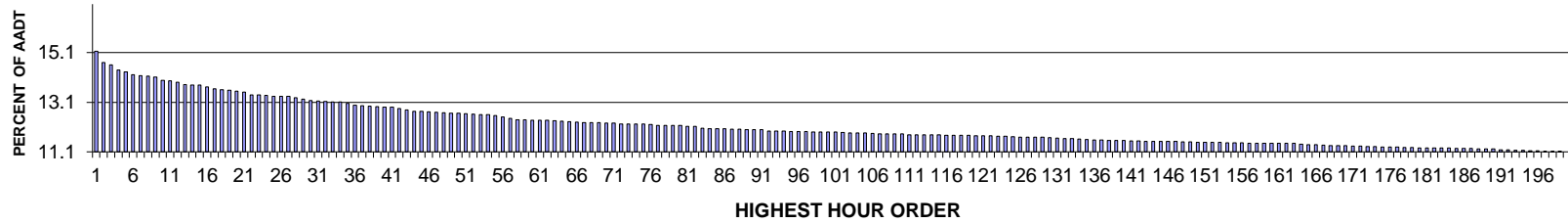
MO	DY	YR	DAY OF WK	HR	HR VOL	PERCENT OF AADT	HOUR NUMBER	AADT	EAST VOLUME	WEST VOLUME	PERCENT EAST IS OF TOTAL VOLUME	PERCENT WEST IS OF TOTAL VOLUME
8	14	15	6	13	848	11.54	19	7,349	523	325	61.67	38.33
6	12	15	6	16	844	11.48	20	7,349	464	380	54.98	45.02
5	1	15	6	17	835	11.36	21	7,349	443	392	53.05	46.95
10	16	15	6	15	833	11.33	22	7,349	456	377	54.74	45.26
5	8	15	6	17	832	11.32	23	7,349	447	385	53.73	46.27
9	18	15	6	17	832	11.32	24	7,349	438	394	52.64	47.36
5	15	15	6	16	829	11.28	25	7,349	430	399	51.87	48.13
6	14	15	1	15	827	11.25	26	7,349	313	514	37.85	62.15
7	10	15	6	17	826	11.24	27	7,349	454	372	54.96	45.04
9	11	15	6	17	823	11.20	28	7,349	447	376	54.31	45.69
10	2	15	6	17	822	11.19	29	7,349	441	381	53.65	46.35
5	1	15	6	16	818	11.13	30	7,349	467	351	57.09	42.91
8	13	15	5	16	817	11.12	31	7,349	491	326	60.10	39.90
9	24	15	5	17	815	11.09	32	7,349	468	347	57.42	42.58
9	25	15	6	16	812	11.05	33	7,349	468	344	57.64	42.36
8	13	15	5	17	808	10.99	34	7,349	511	297	63.24	36.76
5	15	15	6	17	806	10.97	35	7,349	438	368	54.34	45.66
8	28	15	6	17	798	10.86	36	7,349	445	353	55.76	44.24
9	25	15	6	15	798	10.86	37	7,349	425	373	53.26	46.74
10	23	15	6	18	795	10.82	38	7,349	438	357	55.09	44.91
11	6	15	6	17	795	10.82	39	7,349	413	382	51.95	48.05
8	14	15	6	12	793	10.79	40	7,349	463	330	58.39	41.61
10	2	15	6	16	793	10.79	41	7,349	403	390	50.82	49.18
6	12	15	6	18	792	10.78	42	7,349	460	332	58.08	41.92
7	24	15	6	17	791	10.76	43	7,349	415	376	52.47	47.53
8	13	15	5	18	791	10.76	44	7,349	473	318	59.80	40.20
6	14	15	1	14	790	10.75	45	7,349	272	518	34.43	65.57
7	17	15	6	16	790	10.75	46	7,349	407	383	51.52	48.48
8	14	15	6	18	790	10.75	47	7,349	521	269	65.95	34.05
8	7	15	6	17	789	10.74	48	7,349	375	414	47.53	52.47
11	6	15	6	16	789	10.74	49	7,349	391	398	49.56	50.44
7	24	15	6	16	786	10.70	50	7,349	441	345	56.11	43.89
11	20	15	6	17	783	10.65	51	7,349	379	404	48.40	51.60
4	3	15	6	17	781	10.63	52	7,349	413	368	52.88	47.12
6	12	15	6	17	781	10.63	53	7,349	403	378	51.60	48.40
5	29	15	6	17	780	10.61	54	7,349	397	383	50.90	49.10
10	11	15	1	16	777	10.57	55	7,349	390	387	50.19	49.81
2	13	15	6	16	776	10.56	56	7,349	379	397	48.84	51.16
7	16	15	5	17	776	10.56	57	7,349	379	397	48.84	51.16
9	4	15	6	16	776	10.56	58	7,349	447	329	57.60	42.40
9	18	15	6	16	776	10.56	59	7,349	430	346	55.41	44.59
4	24	15	6	16	774	10.53	60	7,349	394	380	50.90	49.10
10	9	15	6	16	774	10.53	61	7,349	431	343	55.68	44.32
10	16	15	6	18	774	10.53	62	7,349	439	335	56.72	43.28
7	10	15	6	16	772	10.50	63	7,349	371	401	48.06	51.94
6	5	15	6	16	770	10.48	64	7,349	395	375	51.30	48.70
2	13	15	6	17	768	10.45	65	7,349	365	403	47.53	52.47
4	10	15	6	16	766	10.42	66	7,349	364	402	47.52	52.48
10	9	15	6	17	765	10.41	67	7,349	436	329	56.99	43.01
10	23	15	6	16	763	10.38	68	7,349	411	352	53.87	46.13
11	25	15	4	16	761	10.36	69	7,349	414	347	54.40	45.60
7	24	15	6	15	760	10.34	70	7,349	395	365	51.97	48.03
8	21	15	6	17	758	10.31	71	7,349	376	382	49.60	50.40

MO	DY	YR	DAY OF WK	HR	HR VOL	PERCENT OF AADT	HOUR NUMBER	AADT	EAST VOLUME	WEST VOLUME	PERCENT EAST IS OF TOTAL VOLUME	PERCENT WEST IS OF TOTAL VOLUME
4	24	15	6	17	757	10.30	72	7,349	416	341	54.95	45.05
12	4	15	6	17	757	10.30	73	7,349	408	349	53.90	46.10
6	12	15	6	14	756	10.29	74	7,349	376	380	49.74	50.26
5	22	15	6	15	755	10.27	75	7,349	375	380	49.67	50.33
5	22	15	6	18	755	10.27	76	7,349	406	349	53.77	46.23
3	27	15	6	17	754	10.26	77	7,349	414	340	54.91	45.09
11	25	15	4	15	753	10.25	78	7,349	375	378	49.80	50.20
10	15	15	5	17	752	10.23	79	7,349	416	336	55.32	44.68
9	25	15	6	18	750	10.21	80	7,349	406	344	54.13	45.87
6	5	15	6	15	749	10.19	81	7,349	431	318	57.54	42.46
10	9	15	6	15	749	10.19	82	7,349	384	365	51.27	48.73
7	15	15	4	17	748	10.18	83	7,349	370	378	49.47	50.53
7	17	15	6	18	748	10.18	84	7,349	397	351	53.07	46.93
6	5	15	6	18	747	10.16	85	7,349	386	361	51.67	48.33
8	7	15	6	15	747	10.16	86	7,349	356	391	47.66	52.34
9	24	15	5	16	745	10.14	87	7,349	429	316	57.58	42.42
7	23	15	5	17	743	10.11	88	7,349	345	398	46.43	53.57
8	16	15	1	15	743	10.11	89	7,349	267	476	35.94	64.06
6	26	15	6	16	742	10.10	90	7,349	395	347	53.23	46.77
11	25	15	4	17	741	10.08	91	7,349	428	313	57.76	42.24
7	31	15	6	17	739	10.06	92	7,349	404	335	54.67	45.33
9	4	15	6	18	739	10.06	93	7,349	437	302	59.13	40.87
3	13	15	6	18	738	10.04	94	7,349	396	342	53.66	46.34
7	17	15	6	15	738	10.04	95	7,349	371	367	50.27	49.73
7	17	15	6	17	738	10.04	96	7,349	379	359	51.36	48.64
4	10	15	6	17	737	10.03	97	7,349	384	353	52.10	47.90
9	11	15	6	16	737	10.03	98	7,349	384	353	52.10	47.90
8	13	15	5	15	736	10.01	99	7,349	415	321	56.39	43.61
8	12	15	4	17	735	10.00	100	7,349	369	366	50.20	49.80
11	13	15	6	17	734	9.99	101	7,349	374	360	50.95	49.05
10	23	15	6	15	732	9.96	102	7,349	363	369	49.59	50.41
8	7	15	6	16	731	9.95	103	7,349	399	332	54.58	45.42
5	8	15	6	16	729	9.92	104	7,349	379	350	51.99	48.01
7	22	15	4	17	728	9.91	105	7,349	358	370	49.18	50.82
6	26	15	6	15	727	9.89	106	7,349	377	350	51.86	48.14
8	21	15	6	16	727	9.89	107	7,349	382	345	52.54	47.46
3	6	15	6	17	726	9.88	108	7,349	361	365	49.72	50.28
3	13	15	6	17	726	9.88	109	7,349	351	375	48.35	51.65
6	11	15	5	16	726	9.88	110	7,349	374	352	51.52	48.48
6	14	15	1	16	726	9.88	111	7,349	327	399	45.04	54.96
7	31	15	6	16	726	9.88	112	7,349	396	330	54.55	45.45
9	10	15	5	17	726	9.88	113	7,349	357	369	49.17	50.83
8	28	15	6	16	725	9.87	114	7,349	378	347	52.14	47.86
10	22	15	5	17	724	9.85	115	7,349	406	318	56.08	43.92
6	11	15	5	17	723	9.84	116	7,349	369	354	51.04	48.96
3	20	15	6	17	721	9.81	117	7,349	369	352	51.18	48.82
5	1	15	6	15	721	9.81	118	7,349	384	337	53.26	46.74
7	26	15	1	16	721	9.81	119	7,349	366	355	50.76	49.24
11	20	15	6	16	721	9.81	120	7,349	340	381	47.16	52.84
5	3	15	1	15	720	9.80	121	7,349	270	450	37.50	62.50
4	3	15	6	16	719	9.78	122	7,349	370	349	51.46	48.54
3	13	15	6	16	718	9.77	123	7,349	350	368	48.75	51.25
8	20	15	5	17	718	9.77	124	7,349	378	340	52.65	47.35

MO	DY	YR	DAY OF WK	HR	HR VOL	PERCENT OF AADT	HOUR NUMBER	AADT	EAST VOLUME	WEST VOLUME	PERCENT EAST IS OF TOTAL VOLUME	PERCENT WEST IS OF TOTAL VOLUME
10	9	15	6	18	718	9.77	125	7,349	417	301	58.08	41.92
9	23	15	4	17	716	9.74	126	7,349	382	334	53.35	46.65
10	11	15	1	17	716	9.74	127	7,349	414	302	57.82	42.18
11	13	15	6	16	716	9.74	128	7,349	367	349	51.26	48.74
2	27	15	6	17	715	9.73	129	7,349	366	349	51.19	48.81
1	16	15	6	17	713	9.70	130	7,349	339	374	47.55	52.45
1	30	15	6	17	713	9.70	131	7,349	351	362	49.23	50.77
8	2	15	1	16	713	9.70	132	7,349	317	396	44.46	55.54
3	27	15	6	16	712	9.69	133	7,349	375	337	52.67	47.33
4	17	15	6	17	712	9.69	134	7,349	399	313	56.04	43.96
5	8	15	6	15	712	9.69	135	7,349	374	338	52.53	47.47
12	11	15	6	17	711	9.67	136	7,349	378	333	53.16	46.84
5	1	15	6	18	708	9.63	137	7,349	403	305	56.92	43.08
11	29	15	1	15	707	9.62	138	7,349	372	335	52.62	47.38
6	4	15	5	17	705	9.59	139	7,349	354	351	50.21	49.79
7	10	15	6	18	705	9.59	140	7,349	385	320	54.61	45.39
7	24	15	6	18	704	9.58	141	7,349	418	286	59.38	40.63
10	14	15	4	17	704	9.58	142	7,349	392	312	55.68	44.32
4	17	15	6	16	703	9.57	143	7,349	359	344	51.07	48.93
10	11	15	1	15	703	9.57	144	7,349	312	391	44.38	55.62
5	22	15	6	14	702	9.55	145	7,349	331	371	47.15	52.85
7	31	15	6	18	702	9.55	146	7,349	407	295	57.98	42.02
9	18	15	6	15	702	9.55	147	7,349	367	335	52.28	47.72
7	31	15	6	15	701	9.54	148	7,349	329	372	46.93	53.07
8	2	15	1	15	701	9.54	149	7,349	282	419	40.23	59.77
8	5	15	4	17	701	9.54	150	7,349	342	359	48.79	51.21
8	7	15	6	18	701	9.54	151	7,349	392	309	55.92	44.08
9	3	15	5	17	700	9.53	152	7,349	369	331	52.71	47.29
11	29	15	1	16	700	9.53	153	7,349	392	308	56.00	44.00
6	25	15	5	16	699	9.51	154	7,349	359	340	51.36	48.64
8	9	15	1	17	698	9.50	155	7,349	416	282	59.60	40.40
8	19	15	4	15	698	9.50	156	7,349	279	419	39.97	60.03
9	18	15	6	18	698	9.50	157	7,349	369	329	52.87	47.13
10	2	15	6	15	698	9.50	158	7,349	333	365	47.71	52.29
8	21	15	6	18	695	9.46	159	7,349	385	310	55.40	44.60
2	20	15	6	17	694	9.44	160	7,349	380	314	54.76	45.24
7	9	15	5	17	694	9.44	161	7,349	360	334	51.87	48.13
7	12	15	1	15	694	9.44	162	7,349	336	358	48.41	51.59
7	29	15	4	17	694	9.44	163	7,349	357	337	51.44	48.56
2	20	15	6	16	693	9.43	164	7,349	348	345	50.22	49.78
9	17	15	5	16	693	9.43	165	7,349	348	345	50.22	49.78
4	24	15	6	18	692	9.42	166	7,349	391	301	56.50	43.50
5	15	15	6	18	692	9.42	167	7,349	391	301	56.50	43.50
7	30	15	5	17	692	9.42	168	7,349	345	347	49.86	50.14
9	20	15	1	15	692	9.42	169	7,349	316	376	45.66	54.34
4	26	15	1	18	691	9.40	170	7,349	390	301	56.44	43.56
6	14	15	1	13	691	9.40	171	7,349	244	447	35.31	64.69
9	23	15	4	16	691	9.40	172	7,349	384	307	55.57	44.43
11	25	15	4	14	691	9.40	173	7,349	305	386	44.14	55.86
4	3	15	6	18	690	9.39	174	7,349	344	346	49.86	50.14
3	20	15	6	16	689	9.38	175	7,349	344	345	49.93	50.07
5	1	15	6	14	689	9.38	176	7,349	349	340	50.65	49.35
7	2	15	5	16	689	9.38	177	7,349	345	344	50.07	49.93

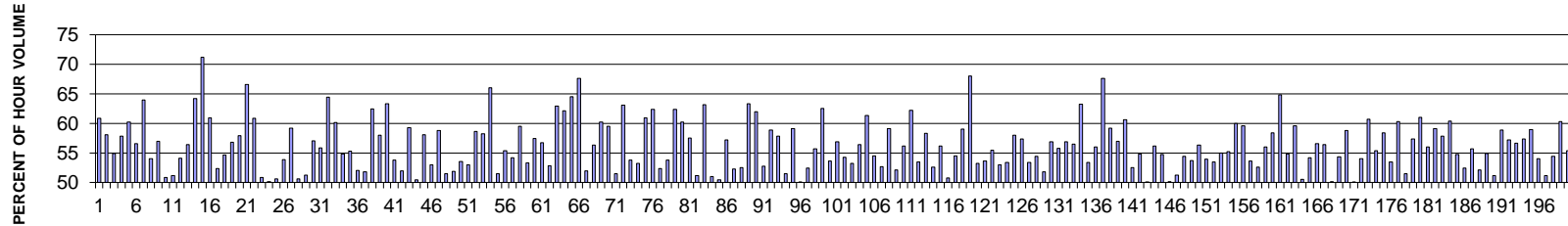
MO	DY	YR	DAY OF WK	HR	HR VOL	PERCENT OF AADT	HOUR NUMBER	AADT	EAST VOLUME	WEST VOLUME	PERCENT EAST IS OF TOTAL VOLUME	PERCENT WEST IS OF TOTAL VOLUME
8	13	15	5	14	689	9.38	178	7,349	395	294	57.33	42.67
12	22	15	3	17	689	9.38	179	7,349	372	317	53.99	46.01
10	25	15	1	14	688	9.36	180	7,349	269	419	39.10	60.90
5	29	15	6	16	687	9.35	181	7,349	371	316	54.00	46.00
8	6	15	5	18	687	9.35	182	7,349	335	352	48.76	51.24
3	6	15	6	16	686	9.33	183	7,349	360	326	52.48	47.52
6	24	15	4	17	686	9.33	184	7,349	356	330	51.90	48.10
9	4	15	6	15	686	9.33	185	7,349	352	334	51.31	48.69
10	9	15	6	14	686	9.33	186	7,349	323	363	47.08	52.92
10	11	15	1	12	686	9.33	187	7,349	221	465	32.22	67.78
10	13	15	3	17	686	9.33	188	7,349	369	317	53.79	46.21
10	30	15	6	16	686	9.33	189	7,349	341	345	49.71	50.29
10	30	15	6	17	686	9.33	190	7,349	327	359	47.67	52.33
11	6	15	6	14	686	9.33	191	7,349	327	359	47.67	52.33
4	26	15	1	16	685	9.32	192	7,349	334	351	48.76	51.24
9	21	15	2	17	685	9.32	193	7,349	371	314	54.16	45.84
5	15	15	6	15	684	9.31	194	7,349	330	354	48.25	51.75
5	25	15	2	16	684	9.31	195	7,349	338	346	49.42	50.58
5	29	15	6	15	684	9.31	196	7,349	344	340	50.29	49.71
11	29	15	1	14	684	9.31	197	7,349	329	355	48.10	51.90
7	23	15	5	18	683	9.29	198	7,349	351	332	51.39	48.61
8	9	15	1	16	683	9.29	199	7,349	382	301	55.93	44.07
10	8	15	5	16	683	9.29	200	7,349	379	304	55.49	44.51

**SR 090 MP 254.23 FISHTRAP ADC SITE R014
K FOR PEAK 200 HOURS OF 2015**



AADT= 18942 K 30 FACTOR= 13.11 K 100 FACTOR= 11.85 K 200 FACTOR= 11.05 D 30 FACTOR= 57.03

**SR 090 MP 254.23 FISHTRAP ADC SITE R014
D % IN THE PEAK 200 HOURS OF 2015**



MO	DY	YR	DAY OF WK	HR	HR VOL	PERCENT OF AADT	HOUR NUMBER	AADT	EAST VOLUME	WEST VOLUME	PERCENT EAST IS OF TOTAL VOLUME	PERCENT WEST IS OF TOTAL VOLUME
6	28	15	1	14	2,860	15.10	1	18,942	1,120	1,740	39.16	60.84
7	5	15	1	15	2,774	14.64	2	18,942	1,162	1,612	41.89	58.11
8	9	15	1	14	2,758	14.56	3	18,942	1,245	1,513	45.14	54.86
6	28	15	1	16	2,718	14.35	4	18,942	1,146	1,572	42.16	57.84
8	9	15	1	13	2,703	14.27	5	18,942	1,075	1,628	39.77	60.23
8	16	15	1	14	2,680	14.15	6	18,942	1,165	1,515	43.47	56.53
7	5	15	1	14	2,673	14.11	7	18,942	964	1,709	36.06	63.94
7	26	15	1	15	2,670	14.10	8	18,942	1,228	1,442	45.99	54.01
7	26	15	1	14	2,666	14.07	9	18,942	1,148	1,518	43.06	56.94
8	9	15	1	15	2,639	13.93	10	18,942	1,342	1,297	50.85	49.15
8	9	15	1	17	2,637	13.92	11	18,942	1,348	1,289	51.12	48.88
8	16	15	1	15	2,623	13.85	12	18,942	1,205	1,418	45.94	54.06
7	5	15	1	16	2,606	13.76	13	18,942	1,137	1,469	43.63	56.37
8	9	15	1	12	2,605	13.75	14	18,942	933	1,672	35.82	64.18

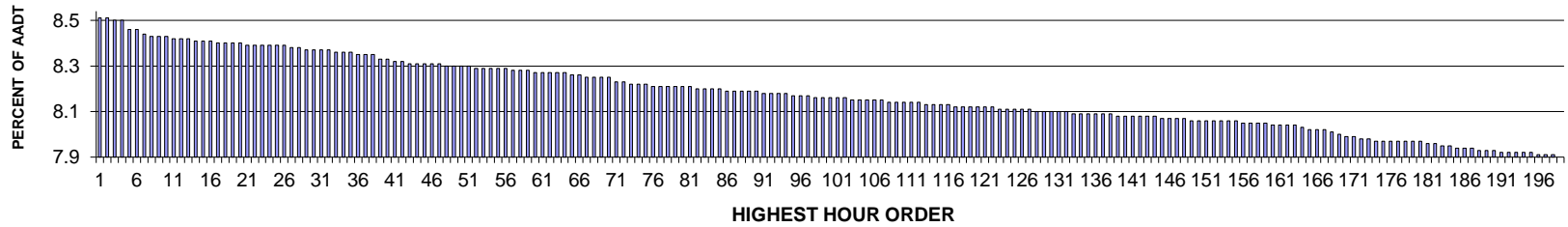
MO	DY	YR	DAY OF WK	HR	HR VOL	PERCENT OF AADT	HOUR NUMBER	AADT	EAST VOLUME	WEST VOLUME	PERCENT EAST IS OF TOTAL VOLUME	PERCENT WEST IS OF TOTAL VOLUME
7	5	15	1	12	2,604	13.75	15	18,942	750	1,854	28.80	71.20
8	16	15	1	13	2,588	13.66	16	18,942	1,011	1,577	39.06	60.94
7	19	15	1	15	2,572	13.58	17	18,942	1,226	1,346	47.67	52.33
8	2	15	1	15	2,568	13.56	18	18,942	1,165	1,403	45.37	54.63
6	28	15	1	15	2,564	13.54	19	18,942	1,108	1,456	43.21	56.79
6	28	15	1	17	2,558	13.50	20	18,942	1,077	1,481	42.10	57.90
7	5	15	1	13	2,547	13.45	21	18,942	851	1,696	33.41	66.59
7	19	15	1	14	2,528	13.35	22	18,942	990	1,538	39.16	60.84
7	26	15	1	16	2,528	13.35	23	18,942	1,285	1,243	50.83	49.17
7	26	15	1	17	2,523	13.32	24	18,942	1,264	1,259	50.10	49.90
7	19	15	1	16	2,518	13.29	25	18,942	1,274	1,244	50.60	49.40
7	5	15	1	17	2,516	13.28	26	18,942	1,161	1,355	46.14	53.86
8	23	15	1	14	2,515	13.28	27	18,942	1,026	1,489	40.80	59.20
8	2	15	1	16	2,506	13.23	28	18,942	1,237	1,269	49.36	50.64
8	16	15	1	16	2,494	13.17	29	18,942	1,216	1,278	48.76	51.24
8	2	15	1	14	2,483	13.11	30	18,942	1,067	1,416	42.97	57.03
9	7	15	2	15	2,481	13.10	31	18,942	1,095	1,386	44.14	55.86
8	16	15	1	12	2,477	13.08	32	18,942	881	1,596	35.57	64.43
7	26	15	1	13	2,473	13.06	33	18,942	986	1,487	39.87	60.13
8	7	15	6	16	2,473	13.06	34	18,942	1,355	1,118	54.79	45.21
8	9	15	1	18	2,462	13.00	35	18,942	1,361	1,101	55.28	44.72
7	12	15	1	15	2,450	12.93	36	18,942	1,176	1,274	48.00	52.00
8	7	15	6	15	2,446	12.91	37	18,942	1,267	1,179	51.80	48.20
7	19	15	1	13	2,441	12.89	38	18,942	916	1,525	37.53	62.47
9	7	15	2	14	2,440	12.88	39	18,942	1,025	1,415	42.01	57.99
7	26	15	1	12	2,434	12.85	40	18,942	892	1,542	36.65	63.35
8	23	15	1	15	2,434	12.85	41	18,942	1,125	1,309	46.22	53.78
8	23	15	1	16	2,425	12.80	42	18,942	1,166	1,259	48.08	51.92
8	2	15	1	13	2,413	12.74	43	18,942	982	1,431	40.70	59.30
7	12	15	1	16	2,402	12.68	44	18,942	1,211	1,191	50.42	49.58
7	17	15	6	15	2,401	12.68	45	18,942	1,395	1,006	58.10	41.90
5	22	15	6	17	2,399	12.66	46	18,942	1,272	1,127	53.02	46.98
9	7	15	2	13	2,397	12.65	47	18,942	987	1,410	41.18	58.82
9	4	15	6	17	2,390	12.62	48	18,942	1,160	1,230	48.54	51.46
9	7	15	2	16	2,389	12.61	49	18,942	1,150	1,239	48.14	51.86
8	9	15	1	16	2,386	12.60	50	18,942	1,278	1,108	53.56	46.44
8	16	15	1	17	2,384	12.59	51	18,942	1,264	1,120	53.02	46.98
5	22	15	6	13	2,380	12.56	52	18,942	985	1,395	41.39	58.61
7	17	15	6	16	2,376	12.54	53	18,942	1,384	992	58.25	41.75
10	11	15	1	15	2,375	12.54	54	18,942	808	1,567	34.02	65.98
8	7	15	6	14	2,371	12.52	55	18,942	1,220	1,151	51.46	48.54
7	12	15	1	14	2,360	12.46	56	18,942	1,054	1,306	44.66	55.34
5	22	15	6	15	2,349	12.40	57	18,942	1,272	1,077	54.15	45.85
7	12	15	1	13	2,338	12.34	58	18,942	946	1,392	40.46	59.54
6	28	15	1	13	2,337	12.34	59	18,942	1,091	1,246	46.68	53.32
7	24	15	6	16	2,334	12.32	60	18,942	1,340	994	57.41	42.59
8	30	15	1	15	2,333	12.32	61	18,942	1,010	1,323	43.29	56.71
8	30	15	1	16	2,333	12.32	62	18,942	1,101	1,232	47.19	52.81
8	23	15	1	13	2,332	12.31	63	18,942	864	1,468	37.05	62.95

MO	DY	YR	DAY OF WK	HR	HR VOL	PERCENT OF AADT	HOUR NUMBER	AADT	EAST VOLUME	WEST VOLUME	PERCENT EAST IS OF TOTAL VOLUME	PERCENT WEST IS OF TOTAL VOLUME
6	26	15	6	16	2,327	12.28	64	18,942	1,446	881	62.14	37.86
5	3	15	1	15	2,324	12.27	65	18,942	824	1,500	35.46	64.54
7	19	15	1	12	2,318	12.24	66	18,942	751	1,567	32.40	67.60
9	4	15	6	16	2,317	12.23	67	18,942	1,204	1,113	51.96	48.04
7	24	15	6	15	2,316	12.23	68	18,942	1,304	1,012	56.30	43.70
7	31	15	6	16	2,315	12.22	69	18,942	1,394	921	60.22	39.78
7	31	15	6	17	2,313	12.21	70	18,942	1,376	937	59.49	40.51
8	14	15	6	14	2,311	12.20	71	18,942	1,122	1,189	48.55	51.45
5	3	15	1	16	2,306	12.17	72	18,942	851	1,455	36.90	63.10
9	13	15	1	15	2,306	12.17	73	18,942	1,066	1,240	46.23	53.77
5	22	15	6	16	2,305	12.17	74	18,942	1,227	1,078	53.23	46.77
8	30	15	1	14	2,305	12.17	75	18,942	900	1,405	39.05	60.95
6	26	15	6	17	2,302	12.15	76	18,942	1,435	867	62.34	37.66
7	3	15	6	11	2,296	12.12	77	18,942	1,201	1,095	52.31	47.69
8	15	15	7	11	2,296	12.12	78	18,942	1,062	1,234	46.25	53.75
9	7	15	2	12	2,296	12.12	79	18,942	864	1,432	37.63	62.37
6	26	15	6	15	2,295	12.12	80	18,942	1,382	913	60.22	39.78
8	21	15	6	16	2,288	12.08	81	18,942	1,316	972	57.52	42.48
4	12	15	1	16	2,286	12.07	82	18,942	1,170	1,116	51.18	48.82
8	30	15	1	13	2,274	12.01	83	18,942	838	1,436	36.85	63.15
5	25	15	2	16	2,272	11.99	84	18,942	1,113	1,159	48.99	51.01
7	12	15	1	18	2,272	11.99	85	18,942	1,146	1,126	50.44	49.56
8	14	15	6	12	2,272	11.99	86	18,942	972	1,300	42.78	57.22
5	25	15	2	15	2,266	11.96	87	18,942	1,081	1,185	47.71	52.29
6	14	15	1	15	2,265	11.96	88	18,942	1,075	1,190	47.46	52.54
4	19	15	1	19	2,262	11.94	89	18,942	830	1,432	36.69	63.31
8	2	15	1	12	2,262	11.94	90	18,942	861	1,401	38.06	61.94
7	12	15	1	17	2,261	11.94	91	18,942	1,192	1,069	52.72	47.28
7	24	15	6	17	2,253	11.89	92	18,942	1,327	926	58.90	41.10
8	7	15	6	12	2,251	11.88	93	18,942	949	1,302	42.16	57.84
6	14	15	1	16	2,250	11.88	94	18,942	1,159	1,091	51.51	48.49
8	7	15	6	17	2,249	11.87	95	18,942	1,330	919	59.14	40.86
7	24	15	6	14	2,248	11.87	96	18,942	1,123	1,125	49.96	50.04
9	20	15	1	15	2,246	11.86	97	18,942	1,069	1,177	47.60	52.40
7	31	15	6	15	2,245	11.85	98	18,942	1,251	994	55.72	44.28
7	12	15	1	12	2,244	11.85	99	18,942	841	1,403	37.48	62.52
7	19	15	1	17	2,244	11.85	100	18,942	1,204	1,040	53.65	46.35
5	8	15	6	16	2,242	11.84	101	18,942	1,275	967	56.87	43.13
5	8	15	6	17	2,241	11.83	102	18,942	1,216	1,025	54.26	45.74
8	23	15	1	17	2,239	11.82	103	18,942	1,192	1,047	53.24	46.76
7	10	15	6	15	2,237	11.81	104	18,942	1,262	975	56.41	43.59
8	7	15	6	11	2,237	11.81	105	18,942	865	1,372	38.67	61.33
6	19	15	6	15	2,235	11.80	106	18,942	1,218	1,017	54.50	45.50
3	29	15	1	16	2,232	11.78	107	18,942	1,057	1,175	47.36	52.64
5	25	15	2	14	2,232	11.78	108	18,942	913	1,319	40.91	59.09
3	29	15	1	17	2,230	11.77	109	18,942	1,067	1,163	47.85	52.15
6	21	15	1	17	2,229	11.77	110	18,942	1,252	977	56.17	43.83
5	25	15	2	13	2,223	11.74	111	18,942	841	1,382	37.83	62.17
9	20	15	1	16	2,223	11.74	112	18,942	1,189	1,034	53.49	46.51

MO	DY	YR	DAY OF WK	HR	HR VOL	PERCENT OF AADT	HOUR NUMBER	AADT	EAST VOLUME	WEST VOLUME	PERCENT EAST IS OF TOTAL VOLUME	PERCENT WEST IS OF TOTAL VOLUME
6	14	15	1	14	2,222	11.73	113	18,942	926	1,296	41.67	58.33
8	2	15	1	17	2,222	11.73	114	18,942	1,169	1,053	52.61	47.39
6	12	15	6	16	2,221	11.73	115	18,942	1,248	973	56.19	43.81
6	21	15	1	15	2,219	11.71	116	18,942	1,093	1,126	49.26	50.74
8	7	15	6	13	2,219	11.71	117	18,942	1,010	1,209	45.52	54.48
7	2	15	5	16	2,218	11.71	118	18,942	1,310	908	59.06	40.94
8	9	15	1	11	2,218	11.71	119	18,942	709	1,509	31.97	68.03
9	4	15	6	18	2,216	11.70	120	18,942	1,180	1,036	53.25	46.75
5	25	15	2	17	2,214	11.69	121	18,942	1,188	1,026	53.66	46.34
6	19	15	6	17	2,214	11.69	122	18,942	1,227	987	55.42	44.58
8	21	15	6	15	2,212	11.68	123	18,942	1,172	1,040	52.98	47.02
8	2	15	1	18	2,211	11.67	124	18,942	1,031	1,180	46.63	53.37
8	9	15	1	19	2,208	11.66	125	18,942	1,280	928	57.97	42.03
7	3	15	6	12	2,207	11.65	126	18,942	1,265	942	57.32	42.68
7	31	15	6	14	2,206	11.65	127	18,942	1,177	1,029	53.35	46.65
8	1	15	7	12	2,206	11.65	128	18,942	1,200	1,006	54.40	45.60
8	8	15	7	12	2,206	11.65	129	18,942	1,064	1,142	48.23	51.77
7	10	15	6	16	2,201	11.62	130	18,942	1,251	950	56.84	43.16
6	21	15	1	14	2,200	11.61	131	18,942	973	1,227	44.23	55.77
6	5	15	6	16	2,193	11.58	132	18,942	1,247	946	56.86	43.14
9	18	15	6	17	2,193	11.58	133	18,942	1,239	954	56.50	43.50
6	14	15	1	12	2,191	11.57	134	18,942	805	1,386	36.74	63.26
7	5	15	1	18	2,185	11.54	135	18,942	1,018	1,167	46.59	53.41
3	22	15	1	17	2,184	11.53	136	18,942	960	1,224	43.96	56.04
8	23	15	1	12	2,184	11.53	137	18,942	707	1,477	32.37	67.63
7	31	15	6	18	2,180	11.51	138	18,942	1,291	889	59.22	40.78
6	12	15	6	15	2,179	11.50	139	18,942	1,241	938	56.95	43.05
6	14	15	1	13	2,178	11.50	140	18,942	857	1,321	39.35	60.65
9	4	15	6	15	2,177	11.49	141	18,942	1,143	1,034	52.50	47.50
5	8	15	6	15	2,176	11.49	142	18,942	1,192	984	54.78	45.22
6	19	15	6	14	2,175	11.48	143	18,942	1,087	1,088	49.98	50.02
8	15	15	7	10	2,175	11.48	144	18,942	953	1,222	43.82	56.18
7	24	15	6	12	2,173	11.47	145	18,942	984	1,189	45.28	54.72
7	31	15	6	13	2,173	11.47	146	18,942	1,089	1,084	50.12	49.88
8	1	15	7	11	2,173	11.47	147	18,942	1,113	1,060	51.22	48.78
6	26	15	6	14	2,170	11.46	148	18,942	1,180	990	54.38	45.62
9	7	15	2	17	2,168	11.45	149	18,942	1,164	1,004	53.69	46.31
4	12	15	1	17	2,166	11.43	150	18,942	1,220	946	56.33	43.67
9	20	15	1	14	2,166	11.43	151	18,942	997	1,169	46.03	53.97
6	21	15	1	16	2,165	11.43	152	18,942	1,157	1,008	53.44	46.56
8	14	15	6	13	2,165	11.43	153	18,942	974	1,191	44.99	55.01
3	29	15	1	15	2,164	11.42	154	18,942	969	1,195	44.78	55.22
7	3	15	6	13	2,164	11.42	155	18,942	1,297	867	59.94	40.06
7	10	15	6	17	2,162	11.41	156	18,942	1,289	873	59.62	40.38
5	22	15	6	18	2,160	11.40	157	18,942	1,159	1,001	53.66	46.34
6	14	15	1	17	2,160	11.40	158	18,942	1,135	1,025	52.55	47.45
6	28	15	1	18	2,160	11.40	159	18,942	950	1,210	43.98	56.02
7	2	15	5	17	2,160	11.40	160	18,942	1,261	899	58.38	41.62
6	26	15	6	18	2,159	11.40	161	18,942	1,400	759	64.84	35.16

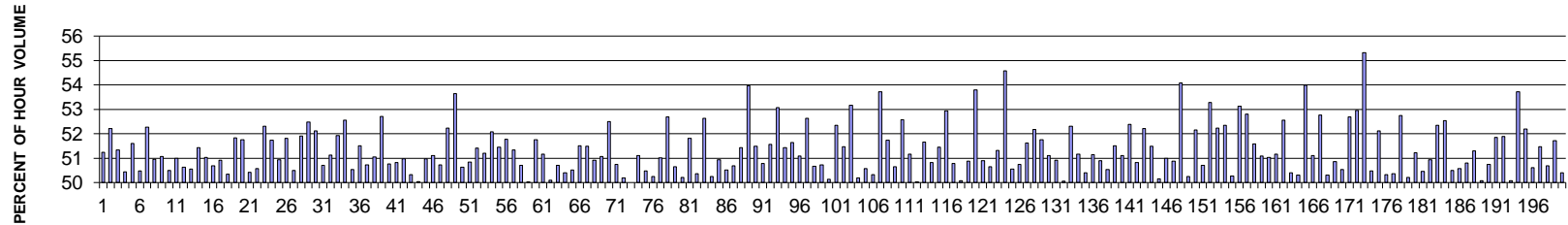
MO	DY	YR	DAY OF WK	HR	HR VOL	PERCENT OF AADT	HOUR NUMBER	AADT	EAST VOLUME	WEST VOLUME	PERCENT EAST IS OF TOTAL VOLUME	PERCENT WEST IS OF TOTAL VOLUME
8	8	15	7	11	2,159	11.40	162	18,942	975	1,184	45.16	54.84
9	20	15	1	17	2,159	11.40	163	18,942	1,287	872	59.61	40.39
9	4	15	6	14	2,152	11.36	164	18,942	1,064	1,088	49.44	50.56
7	26	15	1	18	2,147	11.33	165	18,942	1,163	984	54.17	45.83
7	31	15	6	11	2,147	11.33	166	18,942	932	1,215	43.41	56.59
3	29	15	1	14	2,144	11.32	167	18,942	935	1,209	43.61	56.39
8	15	15	7	12	2,143	11.31	168	18,942	1,075	1,068	50.16	49.84
10	4	15	1	16	2,143	11.31	169	18,942	978	1,165	45.64	54.36
10	9	15	6	16	2,142	11.31	170	18,942	1,259	883	58.78	41.22
5	22	15	6	14	2,137	11.28	171	18,942	1,070	1,067	50.07	49.93
8	21	15	6	17	2,137	11.28	172	18,942	1,154	983	54.00	46.00
8	14	15	6	11	2,135	11.27	173	18,942	840	1,295	39.34	60.66
6	19	15	6	16	2,132	11.26	174	18,942	1,181	951	55.39	44.61
6	21	15	1	13	2,131	11.25	175	18,942	887	1,244	41.62	58.38
10	16	15	6	17	2,130	11.24	176	18,942	1,139	991	53.47	46.53
6	21	15	1	12	2,129	11.24	177	18,942	845	1,284	39.69	60.31
5	8	15	6	14	2,125	11.22	178	18,942	1,032	1,093	48.56	51.44
6	5	15	6	17	2,125	11.22	179	18,942	1,218	907	57.32	42.68
7	3	15	6	14	2,124	11.21	180	18,942	1,296	828	61.02	38.98
9	18	15	6	15	2,124	11.21	181	18,942	1,189	935	55.98	44.02
7	2	15	5	18	2,122	11.20	182	18,942	1,255	867	59.14	40.86
5	15	15	6	17	2,121	11.20	183	18,942	1,227	894	57.85	42.15
7	24	15	6	11	2,121	11.20	184	18,942	841	1,280	39.65	60.35
3	22	15	1	16	2,119	11.19	185	18,942	960	1,159	45.30	54.70
7	10	15	6	14	2,119	11.19	186	18,942	1,111	1,008	52.43	47.57
10	11	15	1	16	2,119	11.19	187	18,942	939	1,180	44.31	55.69
3	15	15	1	17	2,114	11.16	188	18,942	1,102	1,012	52.13	47.87
10	16	15	6	16	2,114	11.16	189	18,942	1,161	953	54.92	45.08
8	15	15	7	13	2,113	11.16	190	18,942	1,081	1,032	51.16	48.84
8	14	15	6	17	2,111	11.14	191	18,942	1,242	869	58.83	41.17
10	9	15	6	17	2,110	11.14	192	18,942	1,206	904	57.16	42.84
7	10	15	6	12	2,107	11.12	193	18,942	913	1,194	43.33	56.67
10	18	15	1	15	2,104	11.11	194	18,942	898	1,206	42.68	57.32
5	10	15	1	16	2,101	11.09	195	18,942	862	1,239	41.03	58.97
7	31	15	6	12	2,100	11.09	196	18,942	966	1,134	46.00	54.00
5	17	15	1	17	2,098	11.08	197	18,942	1,073	1,025	51.14	48.86
4	19	15	1	18	2,097	11.07	198	18,942	956	1,141	45.59	54.41
4	17	15	6	16	2,095	11.06	199	18,942	1,264	831	60.33	39.67
3	29	15	1	18	2,093	11.05	200	18,942	1,159	934	55.38	44.62

**SR 090 MP 4.22 MT BAKER TUNNEL ADC SITE R017
K FOR PEAK 200 HOURS OF 2015**



AADT= 131979 K 30 FACTOR= 8.33 K 100 FACTOR= 8.12 K 200 FACTOR= 7.86 D 30 FACTOR= 52.12

**SR 090 MP 4.22 MT BAKER TUNNEL ADC SITE R017
D % IN THE PEAK 200 HOURS OF 2015**



MO	DY	YR	DAY OF WK	HR	HR VOL	PERCENT OF AADT	HOUR NUMBER	AADT	EAST VOLUME	WEST VOLUME	PERCENT EAST IS OF TOTAL VOLUME	PERCENT WEST IS OF TOTAL VOLUME
3	18	15	4	8	11,306	8.57	1	131,979	5,793	5,513	51.24	48.76
3	12	15	5	8	11,173	8.47	2	131,979	5,834	5,339	52.22	47.78
4	1	15	4	8	11,173	8.47	3	131,979	5,736	5,437	51.34	48.66
4	29	15	4	8	11,171	8.46	4	131,979	5,634	5,537	50.43	49.57
10	13	15	3	8	11,166	8.46	5	131,979	5,763	5,403	51.61	48.39
4	23	15	5	8	11,109	8.42	6	131,979	5,608	5,501	50.48	49.52
1	14	15	4	8	11,107	8.42	7	131,979	5,805	5,302	52.26	47.74
5	27	15	4	8	11,085	8.40	8	131,979	5,649	5,436	50.96	49.04
2	17	15	3	8	11,074	8.39	9	131,979	5,656	5,418	51.07	48.93
4	15	15	4	8	11,072	8.39	10	131,979	5,482	5,590	49.51	50.49
4	16	15	5	8	11,071	8.39	11	131,979	5,645	5,426	50.99	49.01
4	13	15	2	8	11,061	8.38	12	131,979	5,599	5,462	50.62	49.38
4	28	15	3	8	11,058	8.38	13	131,979	5,590	5,468	50.55	49.45
5	12	15	3	8	11,054	8.38	14	131,979	5,684	5,370	51.42	48.58

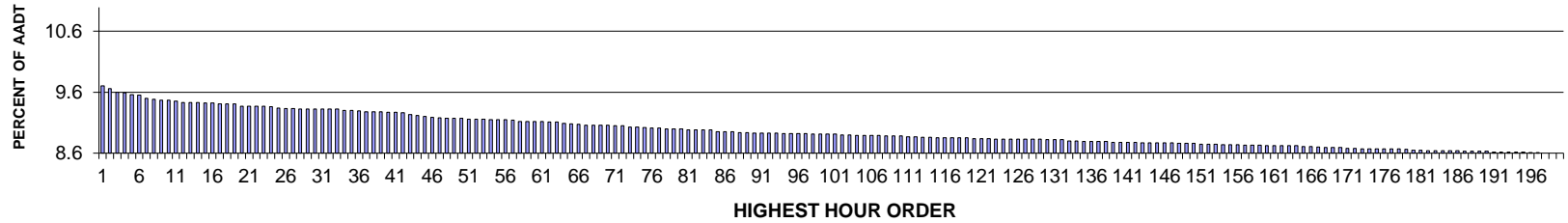
MO	DY	YR	DAY OF WK	HR	HR VOL	PERCENT OF AADT	HOUR NUMBER	AADT	EAST VOLUME	WEST VOLUME	PERCENT EAST IS OF TOTAL VOLUME	PERCENT WEST IS OF TOTAL VOLUME
9	10	15	5	8	11,052	8.37	15	131,979	5,639	5,413	51.02	48.98
5	11	15	2	8	11,050	8.37	16	131,979	5,600	5,450	50.68	49.32
3	6	15	6	8	11,048	8.37	17	131,979	5,625	5,423	50.91	49.09
4	27	15	2	8	11,033	8.36	18	131,979	5,555	5,478	50.35	49.65
2	12	15	5	8	11,030	8.36	19	131,979	5,717	5,313	51.83	48.17
3	5	15	5	8	11,030	8.36	20	131,979	5,708	5,322	51.75	48.25
4	30	15	5	8	11,028	8.36	21	131,979	5,560	5,468	50.42	49.58
4	21	15	3	8	11,026	8.35	22	131,979	5,577	5,449	50.58	49.42
4	2	15	5	8	11,024	8.35	23	131,979	5,767	5,257	52.31	47.69
10	14	15	4	8	11,019	8.35	24	131,979	5,701	5,318	51.74	48.26
3	30	15	2	8	11,015	8.35	25	131,979	5,611	5,404	50.94	49.06
5	13	15	4	8	11,015	8.35	26	131,979	5,708	5,307	51.82	48.18
4	7	15	3	8	11,014	8.35	27	131,979	5,562	5,452	50.50	49.50
11	12	15	5	8	11,005	8.34	28	131,979	5,712	5,293	51.90	48.10
2	9	15	2	8	11,004	8.34	29	131,979	5,775	5,229	52.48	47.52
3	16	15	2	8	11,000	8.33	30	131,979	5,733	5,267	52.12	47.88
3	23	15	2	8	10,995	8.33	31	131,979	5,574	5,421	50.70	49.30
6	2	15	3	8	10,991	8.33	32	131,979	5,619	5,372	51.12	48.88
6	3	15	4	8	10,989	8.33	33	131,979	5,707	5,282	51.93	48.07
3	17	15	3	8	10,982	8.32	34	131,979	5,772	5,210	52.56	47.44
5	15	15	6	8	10,982	8.32	35	131,979	5,549	5,433	50.53	49.47
6	1	15	2	8	10,977	8.32	36	131,979	5,654	5,323	51.51	48.49
5	28	15	5	8	10,972	8.31	37	131,979	5,566	5,406	50.73	49.27
4	14	15	3	8	10,967	8.31	38	131,979	5,599	5,368	51.05	48.95
2	11	15	4	8	10,964	8.31	39	131,979	5,778	5,186	52.70	47.30
2	19	15	5	8	10,942	8.29	40	131,979	5,554	5,388	50.76	49.24
5	6	15	4	8	10,942	8.29	41	131,979	5,560	5,382	50.81	49.19
8	6	15	5	8	10,931	8.28	42	131,979	5,571	5,360	50.97	49.03
6	4	15	5	8	10,925	8.28	43	131,979	5,497	5,428	50.32	49.68
5	8	15	6	8	10,917	8.27	44	131,979	5,455	5,462	49.97	50.03
4	3	15	6	8	10,916	8.27	45	131,979	5,564	5,352	50.97	49.03
10	8	15	5	8	10,916	8.27	46	131,979	5,579	5,337	51.11	48.89
5	18	15	2	8	10,914	8.27	47	131,979	5,536	5,378	50.72	49.28
2	10	15	3	8	10,912	8.27	48	131,979	5,699	5,213	52.23	47.77
1	6	15	3	8	10,907	8.26	49	131,979	5,850	5,057	53.64	46.36
6	9	15	3	8	10,901	8.26	50	131,979	5,518	5,383	50.62	49.38
8	11	15	3	8	10,901	8.26	51	131,979	5,541	5,360	50.83	49.17
5	21	15	5	8	10,896	8.26	52	131,979	5,602	5,294	51.41	48.59
10	15	15	5	8	10,894	8.25	53	131,979	5,578	5,316	51.20	48.80
2	3	15	3	8	10,892	8.25	54	131,979	5,673	5,219	52.08	47.92
6	10	15	4	8	10,887	8.25	55	131,979	5,601	5,286	51.45	48.55
10	19	15	2	8	10,887	8.25	56	131,979	5,636	5,251	51.77	48.23
3	9	15	2	8	10,884	8.25	57	131,979	5,587	5,297	51.33	48.67
8	3	15	2	8	10,877	8.24	58	131,979	5,515	5,362	50.70	49.30
5	4	15	2	8	10,874	8.24	59	131,979	5,439	5,435	50.02	49.98
8	26	15	4	8	10,870	8.24	60	131,979	5,625	5,245	51.75	48.25
3	20	15	6	8	10,867	8.23	61	131,979	5,560	5,307	51.16	48.84
7	15	15	4	8	10,865	8.23	62	131,979	5,423	5,442	49.91	50.09
10	1	15	5	8	10,861	8.23	63	131,979	5,508	5,353	50.71	49.29

MO	DY	YR	DAY OF WK	HR	HR VOL	PERCENT OF AADT	HOUR NUMBER	AADT	EAST VOLUME	WEST VOLUME	PERCENT EAST IS OF TOTAL VOLUME	PERCENT WEST IS OF TOTAL VOLUME
9	18	15	6	8	10,859	8.23	64	131,979	5,473	5,386	50.40	49.60
9	2	15	4	8	10,858	8.23	65	131,979	5,485	5,373	50.52	49.48
3	13	15	6	8	10,852	8.22	66	131,979	5,590	5,262	51.51	48.49
2	18	15	4	8	10,849	8.22	67	131,979	5,585	5,264	51.48	48.52
3	26	15	5	8	10,840	8.21	68	131,979	5,520	5,320	50.92	49.08
9	3	15	5	8	10,838	8.21	69	131,979	5,534	5,304	51.06	48.94
2	26	15	5	8	10,837	8.21	70	131,979	5,688	5,149	52.49	47.51
9	16	15	4	8	10,831	8.21	71	131,979	5,497	5,334	50.75	49.25
7	7	15	3	8	10,810	8.19	72	131,979	5,424	5,386	50.18	49.82
3	2	15	2	8	10,805	8.19	73	131,979	5,402	5,403	50.00	50.00
8	5	15	4	8	10,800	8.18	74	131,979	5,519	5,281	51.10	48.90
10	5	15	2	8	10,795	8.18	75	131,979	5,449	5,346	50.48	49.52
3	31	15	3	8	10,792	8.18	76	131,979	5,423	5,369	50.25	49.75
4	22	15	4	8	10,786	8.17	77	131,979	5,502	5,284	51.01	48.99
10	21	15	4	8	10,784	8.17	78	131,979	5,681	5,103	52.68	47.32
2	11	15	4	17	10,782	8.17	79	131,979	5,321	5,461	49.35	50.65
4	17	15	6	8	10,782	8.17	80	131,979	5,413	5,369	50.20	49.80
10	2	15	6	8	10,781	8.17	81	131,979	5,587	5,194	51.82	48.18
4	20	15	2	8	10,780	8.17	82	131,979	5,430	5,350	50.37	49.63
1	7	15	4	8	10,776	8.16	83	131,979	5,672	5,104	52.64	47.36
4	24	15	6	8	10,766	8.16	84	131,979	5,357	5,409	49.76	50.24
10	9	15	6	8	10,766	8.16	85	131,979	5,484	5,282	50.94	49.06
3	27	15	6	8	10,765	8.16	86	131,979	5,438	5,327	50.52	49.48
6	30	15	3	8	10,761	8.15	87	131,979	5,454	5,307	50.68	49.32
3	19	15	5	8	10,757	8.15	88	131,979	5,532	5,225	51.43	48.57
1	29	15	5	8	10,755	8.15	89	131,979	5,803	4,952	53.96	46.04
9	30	15	4	8	10,753	8.15	90	131,979	5,537	5,216	51.49	48.51
6	25	15	5	8	10,750	8.15	91	131,979	5,460	5,290	50.79	49.21
2	13	15	6	8	10,747	8.14	92	131,979	5,542	5,205	51.57	48.43
9	15	15	3	8	10,743	8.14	93	131,979	5,700	5,043	53.06	46.94
8	4	15	3	8	10,742	8.14	94	131,979	5,523	5,219	51.42	48.58
8	12	15	4	8	10,739	8.14	95	131,979	5,545	5,194	51.63	48.37
6	8	15	2	8	10,728	8.13	96	131,979	5,481	5,247	51.09	48.91
5	20	15	4	8	10,726	8.13	97	131,979	5,645	5,081	52.63	47.37
7	16	15	5	8	10,725	8.13	98	131,979	5,434	5,291	50.67	49.33
5	29	15	6	8	10,721	8.12	99	131,979	5,439	5,282	50.73	49.27
7	13	15	2	8	10,717	8.12	100	131,979	5,374	5,343	50.14	49.86
2	23	15	2	8	10,714	8.12	101	131,979	5,608	5,106	52.34	47.66
8	24	15	2	8	10,713	8.12	102	131,979	5,513	5,200	51.46	48.54
1	15	15	5	8	10,711	8.12	103	131,979	5,695	5,016	53.17	46.83
8	19	15	4	8	10,708	8.11	104	131,979	5,374	5,334	50.19	49.81
9	21	15	2	8	10,708	8.11	105	131,979	5,415	5,293	50.57	49.43
2	12	15	5	17	10,699	8.11	106	131,979	5,315	5,384	49.68	50.32
1	28	15	4	8	10,698	8.11	107	131,979	5,746	4,952	53.71	46.29
11	10	15	3	8	10,697	8.11	108	131,979	5,535	5,162	51.74	48.26
6	5	15	6	8	10,693	8.10	109	131,979	5,415	5,278	50.64	49.36
5	26	15	3	8	10,691	8.10	110	131,979	5,621	5,070	52.58	47.42
7	20	15	2	8	10,688	8.10	111	131,979	5,469	5,219	51.17	48.83
8	13	15	5	8	10,686	8.10	112	131,979	5,342	5,344	49.99	50.01

MO	DY	YR	DAY OF WK	HR	HR VOL	PERCENT OF AADT	HOUR NUMBER	AADT	EAST VOLUME	WEST VOLUME	PERCENT EAST IS OF TOTAL VOLUME	PERCENT WEST IS OF TOTAL VOLUME
12	11	15	6	8	10,684	8.10	113	131,979	5,518	5,166	51.65	48.35
6	18	15	5	8	10,679	8.09	114	131,979	5,427	5,252	50.82	49.18
7	14	15	3	8	10,678	8.09	115	131,979	5,494	5,184	51.45	48.55
1	16	15	6	8	10,674	8.09	116	131,979	5,650	5,024	52.93	47.07
7	1	15	4	8	10,672	8.09	117	131,979	5,420	5,252	50.79	49.21
2	9	15	2	17	10,668	8.08	118	131,979	5,326	5,342	49.93	50.07
10	23	15	6	8	10,665	8.08	119	131,979	5,425	5,240	50.87	49.13
10	20	15	3	8	10,662	8.08	120	131,979	5,735	4,927	53.79	46.21
6	23	15	3	8	10,660	8.08	121	131,979	5,425	5,235	50.89	49.11
6	26	15	6	8	10,659	8.08	122	131,979	5,398	5,261	50.64	49.36
8	31	15	2	8	10,659	8.08	123	131,979	5,469	5,190	51.31	48.69
1	8	15	5	8	10,654	8.07	124	131,979	5,815	4,839	54.58	45.42
6	19	15	6	8	10,654	8.07	125	131,979	5,387	5,267	50.56	49.44
6	24	15	4	8	10,654	8.07	126	131,979	5,406	5,248	50.74	49.26
7	9	15	5	8	10,651	8.07	127	131,979	5,498	5,153	51.62	48.38
7	29	15	4	8	10,651	8.07	128	131,979	5,558	5,093	52.18	47.82
3	4	15	4	8	10,639	8.06	129	131,979	5,506	5,133	51.75	48.25
6	12	15	6	8	10,638	8.06	130	131,979	5,436	5,202	51.10	48.90
11	16	15	2	8	10,638	8.06	131	131,979	5,417	5,221	50.92	49.08
1	7	15	4	17	10,636	8.06	132	131,979	5,323	5,313	50.05	49.95
11	18	15	4	8	10,634	8.06	133	131,979	5,563	5,071	52.31	47.69
9	22	15	3	8	10,629	8.05	134	131,979	5,438	5,191	51.16	48.84
7	23	15	5	8	10,626	8.05	135	131,979	5,355	5,271	50.40	49.60
6	29	15	2	8	10,622	8.05	136	131,979	5,433	5,189	51.15	48.85
8	17	15	2	8	10,621	8.05	137	131,979	5,406	5,215	50.90	49.10
1	22	15	5	17	10,620	8.05	138	131,979	5,253	5,367	49.46	50.54
12	4	15	6	8	10,619	8.05	139	131,979	5,469	5,150	51.50	48.50
3	25	15	4	8	10,617	8.04	140	131,979	5,426	5,191	51.11	48.89
9	8	15	3	8	10,616	8.04	141	131,979	5,562	5,054	52.39	47.61
3	16	15	2	17	10,613	8.04	142	131,979	5,221	5,392	49.19	50.81
11	23	15	2	8	10,613	8.04	143	131,979	5,542	5,071	52.22	47.78
6	22	15	2	8	10,610	8.04	144	131,979	5,463	5,147	51.49	48.51
4	9	15	5	8	10,609	8.04	145	131,979	5,322	5,287	50.16	49.84
2	11	15	4	18	10,595	8.03	146	131,979	5,193	5,402	49.01	50.99
3	11	15	4	17	10,595	8.03	147	131,979	5,205	5,390	49.13	50.87
1	26	15	2	8	10,593	8.03	148	131,979	5,729	4,864	54.08	45.92
7	8	15	4	8	10,592	8.03	149	131,979	5,271	5,321	49.76	50.24
10	29	15	5	8	10,591	8.02	150	131,979	5,523	5,068	52.15	47.85
7	10	15	6	8	10,588	8.02	151	131,979	5,368	5,220	50.70	49.30
1	22	15	5	8	10,587	8.02	152	131,979	5,641	4,946	53.28	46.72
7	28	15	3	8	10,583	8.02	153	131,979	5,528	5,055	52.23	47.77
5	19	15	3	8	10,581	8.02	154	131,979	5,538	5,043	52.34	47.66
7	6	15	2	8	10,581	8.02	155	131,979	5,262	5,319	49.73	50.27
11	19	15	5	8	10,579	8.02	156	131,979	5,620	4,959	53.12	46.88
10	27	15	3	8	10,568	8.01	157	131,979	5,580	4,988	52.80	47.20
5	22	15	6	8	10,565	8.01	158	131,979	5,450	5,115	51.59	48.41
6	11	15	5	8	10,565	8.01	159	131,979	5,397	5,168	51.08	48.92
6	16	15	3	8	10,565	8.01	160	131,979	5,390	5,175	51.02	48.98
1	13	15	3	8	10,560	8.00	161	131,979	5,404	5,156	51.17	48.83

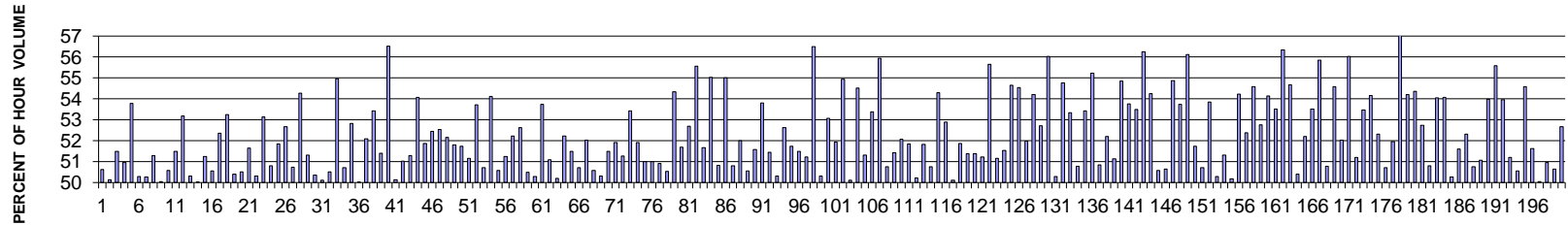
MO	DY	YR	DAY OF WK	HR	HR VOL	PERCENT OF AADT	HOUR NUMBER	AADT	EAST VOLUME	WEST VOLUME	PERCENT EAST IS OF TOTAL VOLUME	PERCENT WEST IS OF TOTAL VOLUME
12	10	15	5	8	10,555	8.00	162	131,979	5,548	5,007	52.56	47.44
7	17	15	6	8	10,554	8.00	163	131,979	5,319	5,235	50.40	49.60
2	10	15	3	17	10,552	8.00	164	131,979	5,309	5,243	50.31	49.69
2	4	15	4	8	10,548	7.99	165	131,979	5,694	4,854	53.98	46.02
8	21	15	6	8	10,537	7.98	166	131,979	5,385	5,152	51.11	48.89
8	25	15	3	8	10,532	7.98	167	131,979	5,557	4,975	52.76	47.24
1	12	15	2	17	10,531	7.98	168	131,979	5,298	5,233	50.31	49.69
9	28	15	2	8	10,522	7.97	169	131,979	5,352	5,170	50.86	49.14
3	5	15	5	17	10,511	7.96	170	131,979	5,200	5,311	49.47	50.53
11	4	15	4	8	10,495	7.95	171	131,979	5,530	4,965	52.69	47.31
12	1	15	3	8	10,495	7.95	172	131,979	5,558	4,937	52.96	47.04
1	12	15	2	8	10,483	7.94	173	131,979	5,799	4,684	55.32	44.68
3	6	15	6	17	10,473	7.94	174	131,979	5,187	5,286	49.53	50.47
7	2	15	5	8	10,472	7.93	175	131,979	5,458	5,014	52.12	47.88
9	11	15	6	8	10,468	7.93	176	131,979	5,268	5,200	50.32	49.68
2	18	15	4	17	10,465	7.93	177	131,979	5,195	5,270	49.64	50.36
3	4	15	4	9	10,465	7.93	178	131,979	5,520	4,945	52.75	47.25
10	15	15	5	17	10,465	7.93	179	131,979	5,254	5,211	50.21	49.79
10	16	15	6	8	10,463	7.93	180	131,979	5,104	5,359	48.78	51.22
2	13	15	6	17	10,462	7.93	181	131,979	5,184	5,278	49.55	50.45
2	27	15	6	8	10,452	7.92	182	131,979	5,324	5,128	50.94	49.06
3	19	15	5	9	10,450	7.92	183	131,979	5,471	4,979	52.35	47.65
3	24	15	3	8	10,442	7.91	184	131,979	5,486	4,956	52.54	47.46
7	27	15	2	8	10,441	7.91	185	131,979	5,272	5,169	50.49	49.51
2	26	15	5	17	10,432	7.90	186	131,979	5,156	5,276	49.42	50.58
2	24	15	3	17	10,429	7.90	187	131,979	5,131	5,298	49.20	50.80
2	6	15	6	17	10,422	7.90	188	131,979	5,076	5,346	48.70	51.30
1	14	15	4	17	10,419	7.89	189	131,979	5,202	5,217	49.93	50.07
1	5	15	2	17	10,418	7.89	190	131,979	5,132	5,286	49.26	50.74
9	29	15	3	8	10,410	7.89	191	131,979	5,398	5,012	51.85	48.15
11	20	15	6	8	10,405	7.88	192	131,979	5,399	5,006	51.89	48.11
3	6	15	6	16	10,404	7.88	193	131,979	5,210	5,194	50.08	49.92
10	28	15	4	8	10,402	7.88	194	131,979	5,588	4,814	53.72	46.28
2	11	15	4	16	10,399	7.88	195	131,979	4,972	5,427	47.81	52.19
4	1	15	4	18	10,396	7.88	196	131,979	5,135	5,261	49.39	50.61
2	20	15	6	17	10,392	7.87	197	131,979	5,044	5,348	48.54	51.46
4	6	15	2	8	10,390	7.87	198	131,979	5,266	5,124	50.68	49.32
4	8	15	4	8	10,384	7.87	199	131,979	5,370	5,014	51.71	48.29
9	18	15	6	16	10,378	7.86	200	131,979	5,229	5,149	50.39	49.61

**SR 005 MP 85.57 GRAND MOUND ADC SITE R019
K FOR PEAK 200 HOURS OF 2015**



AADT= 64448 K 30 FACTOR= 9.33 K 100 FACTOR= 8.92 K 200 FACTOR= 8.61 D 30 FACTOR= 50.35

**SR 005 MP 85.57 GRAND MOUND ADC SITE R019
D % IN THE PEAK 200 HOURS OF 2015**



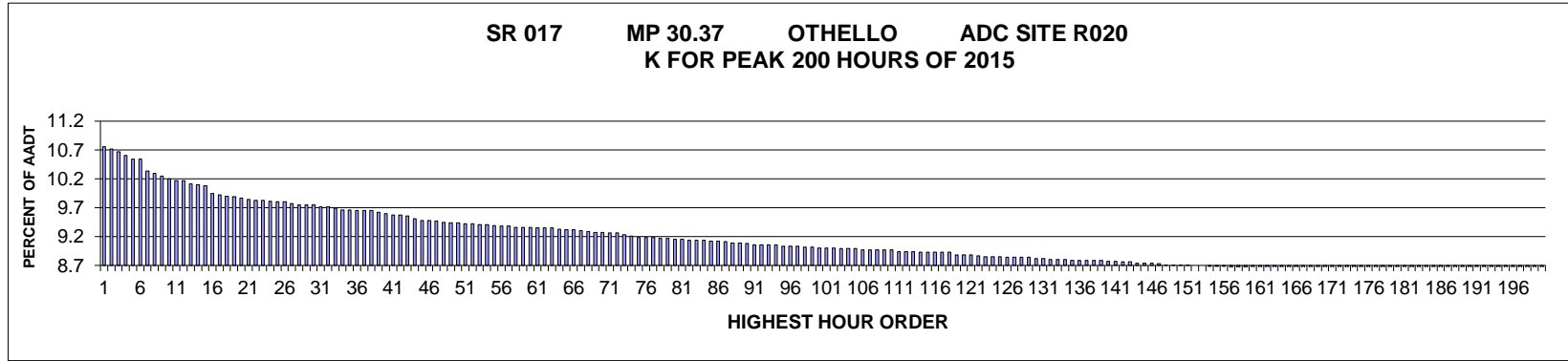
MO	DY	YR	DAY OF WK	HR	HR VOL	PERCENT OF AADT	HOUR NUMBER	AADT	NORTH VOLUME	SOUTH VOLUME	PERCENT NORTH IS OF TOTAL VOLUME	PERCENT SOUTH IS OF TOTAL VOLUME
12	26	15	7	14	6,257	9.71	1	64,448	3,168	3,089	50.63	49.37
12	26	15	7	13	6,229	9.67	2	64,448	3,106	3,123	49.86	50.14
6	28	15	1	15	6,193	9.61	3	64,448	3,189	3,004	51.49	48.51
8	8	15	7	12	6,189	9.60	4	64,448	3,153	3,036	50.95	49.05
12	26	15	7	12	6,168	9.57	5	64,448	2,851	3,317	46.22	53.78
12	26	15	7	15	6,160	9.56	6	64,448	3,062	3,098	49.71	50.29
9	5	15	7	12	6,126	9.51	7	64,448	3,079	3,047	50.26	49.74
7	12	15	1	16	6,113	9.49	8	64,448	3,136	2,977	51.30	48.70
8	23	15	1	14	6,110	9.48	9	64,448	3,052	3,058	49.95	50.05
6	28	15	1	13	6,108	9.48	10	64,448	3,089	3,019	50.57	49.43
7	5	15	1	13	6,098	9.46	11	64,448	3,140	2,958	51.49	48.51
11	28	15	7	16	6,087	9.44	12	64,448	3,237	2,850	53.18	46.82
7	12	15	1	13	6,082	9.44	13	64,448	3,060	3,022	50.31	49.69
8	9	15	1	15	6,082	9.44	14	64,448	3,040	3,042	49.98	50.02

MO	DY	YR	DAY OF WK	HR	HR VOL	PERCENT OF AADT	HOUR NUMBER	AADT	NORTH VOLUME	SOUTH VOLUME	PERCENT NORTH IS OF TOTAL VOLUME	PERCENT SOUTH IS OF TOTAL VOLUME
7	12	15	1	14	6,077	9.43	15	64,448	3,114	2,963	51.24	48.76
11	25	15	4	15	6,077	9.43	16	64,448	3,005	3,072	49.45	50.55
11	28	15	7	12	6,074	9.42	17	64,448	2,894	3,180	47.65	52.35
7	12	15	1	17	6,073	9.42	18	64,448	3,234	2,839	53.25	46.75
8	16	15	1	13	6,071	9.42	19	64,448	3,059	3,012	50.39	49.61
8	23	15	1	15	6,048	9.38	20	64,448	3,054	2,994	50.50	49.50
2	14	15	7	12	6,047	9.38	21	64,448	2,924	3,123	48.35	51.65
8	23	15	1	12	6,046	9.38	22	64,448	3,005	3,041	49.70	50.30
7	12	15	1	15	6,044	9.38	23	64,448	3,212	2,832	53.14	46.86
8	9	15	1	16	6,038	9.37	24	64,448	3,068	2,970	50.81	49.19
6	28	15	1	14	6,028	9.35	25	64,448	3,125	2,903	51.84	48.16
8	16	15	1	16	6,021	9.34	26	64,448	3,171	2,850	52.67	47.33
11	28	15	7	13	6,020	9.34	27	64,448	2,966	3,054	49.27	50.73
8	15	15	7	11	6,016	9.33	28	64,448	2,752	3,264	45.74	54.26
11	29	15	1	13	6,015	9.33	29	64,448	3,086	2,929	51.31	48.69
8	9	15	1	17	6,014	9.33	30	64,448	2,986	3,028	49.65	50.35
8	9	15	1	14	6,013	9.33	31	64,448	3,000	3,013	49.89	50.11
11	28	15	7	14	6,012	9.33	32	64,448	2,976	3,036	49.50	50.50
6	28	15	1	17	6,011	9.33	33	64,448	3,303	2,708	54.95	45.05
8	9	15	1	18	6,000	9.31	34	64,448	3,043	2,957	50.72	49.28
7	12	15	1	18	5,997	9.31	35	64,448	3,168	2,829	52.83	47.17
11	25	15	4	14	5,995	9.30	36	64,448	2,998	2,997	50.01	49.99
7	10	15	6	15	5,985	9.29	37	64,448	3,118	2,867	52.10	47.90
7	25	15	7	11	5,984	9.29	38	64,448	2,787	3,197	46.57	53.43
8	28	15	6	15	5,984	9.29	39	64,448	3,076	2,908	51.40	48.60
5	25	15	2	15	5,982	9.28	40	64,448	3,381	2,601	56.52	43.48
8	9	15	1	13	5,981	9.28	41	64,448	2,982	2,999	49.86	50.14
8	8	15	7	13	5,977	9.27	42	64,448	3,050	2,927	51.03	48.97
7	25	15	7	12	5,952	9.24	43	64,448	2,899	3,053	48.71	51.29
8	2	15	1	15	5,948	9.23	44	64,448	3,216	2,732	54.07	45.93
3	29	15	1	15	5,933	9.21	45	64,448	2,856	3,077	48.14	51.86
11	29	15	1	14	5,928	9.20	46	64,448	3,109	2,819	52.45	47.55
7	19	15	1	14	5,921	9.19	47	64,448	3,111	2,810	52.54	47.46
7	19	15	1	13	5,918	9.18	48	64,448	3,086	2,832	52.15	47.85
7	19	15	1	16	5,916	9.18	49	64,448	3,064	2,852	51.79	48.21
8	23	15	1	16	5,914	9.18	50	64,448	3,060	2,854	51.74	48.26
3	29	15	1	16	5,908	9.17	51	64,448	3,022	2,886	51.15	48.85
8	9	15	1	19	5,908	9.17	52	64,448	3,173	2,735	53.71	46.29
5	23	15	7	12	5,907	9.17	53	64,448	2,911	2,996	49.28	50.72
6	28	15	1	16	5,903	9.16	54	64,448	3,194	2,709	54.11	45.89
11	26	15	5	11	5,903	9.16	55	64,448	2,917	2,986	49.42	50.58
12	27	15	1	13	5,902	9.16	56	64,448	3,024	2,878	51.24	48.76
8	2	15	1	17	5,895	9.15	57	64,448	3,079	2,816	52.23	47.77
6	21	15	1	15	5,883	9.13	58	64,448	3,096	2,787	52.63	47.37
8	8	15	7	11	5,882	9.13	59	64,448	2,912	2,970	49.51	50.49
8	16	15	1	14	5,881	9.13	60	64,448	2,924	2,957	49.72	50.28
8	30	15	1	17	5,881	9.13	61	64,448	3,160	2,721	53.73	46.27
8	16	15	1	15	5,878	9.12	62	64,448	3,003	2,875	51.09	48.91
12	24	15	5	14	5,876	9.12	63	64,448	2,927	2,949	49.81	50.19

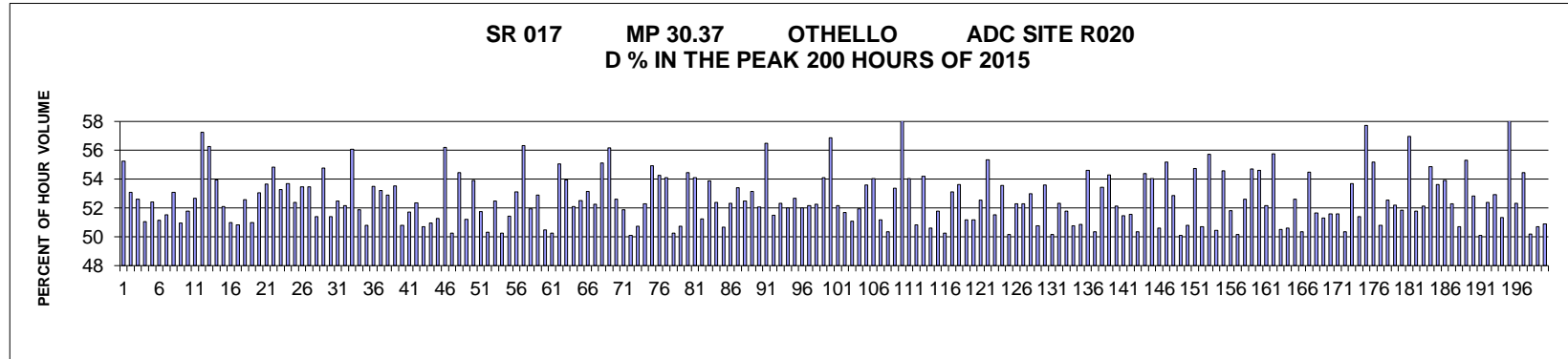
MO	DY	YR	DAY OF WK	HR	HR VOL	PERCENT OF AADT	HOUR NUMBER	AADT	NORTH VOLUME	SOUTH VOLUME	PERCENT NORTH IS OF TOTAL VOLUME	PERCENT SOUTH IS OF TOTAL VOLUME
8	9	15	1	12	5,863	9.10	64	64,448	2,801	3,062	47.77	52.23
7	5	15	1	16	5,857	9.09	65	64,448	2,842	3,015	48.52	51.48
8	2	15	1	14	5,849	9.08	66	64,448	2,966	2,883	50.71	49.29
6	20	15	7	11	5,846	9.07	67	64,448	2,805	3,041	47.98	52.02
7	26	15	1	15	5,846	9.07	68	64,448	2,957	2,889	50.58	49.42
7	11	15	7	15	5,845	9.07	69	64,448	2,904	2,941	49.68	50.32
12	24	15	5	15	5,843	9.07	70	64,448	2,834	3,009	48.50	51.50
8	15	15	7	12	5,841	9.06	71	64,448	2,809	3,032	48.09	51.91
8	23	15	1	13	5,839	9.06	72	64,448	2,993	2,846	51.26	48.74
9	5	15	7	11	5,827	9.04	73	64,448	2,714	3,113	46.58	53.42
11	28	15	7	15	5,826	9.04	74	64,448	3,025	2,801	51.92	48.08
8	2	15	1	13	5,820	9.03	75	64,448	2,851	2,969	48.99	51.01
11	29	15	1	12	5,813	9.02	76	64,448	2,965	2,848	51.01	48.99
7	26	15	1	16	5,812	9.02	77	64,448	2,959	2,853	50.91	49.09
7	19	15	1	12	5,809	9.01	78	64,448	2,874	2,935	49.47	50.53
7	5	15	1	12	5,806	9.01	79	64,448	2,651	3,155	45.66	54.34
6	28	15	1	12	5,805	9.01	80	64,448	2,805	3,000	48.32	51.68
7	5	15	1	14	5,796	8.99	81	64,448	2,742	3,054	47.31	52.69
5	25	15	2	16	5,793	8.99	82	64,448	3,219	2,574	55.57	44.43
7	26	15	1	14	5,793	8.99	83	64,448	2,800	2,993	48.33	51.67
8	2	15	1	18	5,793	8.99	84	64,448	3,188	2,605	55.03	44.97
7	11	15	7	13	5,777	8.96	85	64,448	2,841	2,936	49.18	50.82
5	25	15	2	14	5,775	8.96	86	64,448	3,177	2,598	55.01	44.99
12	24	15	5	13	5,774	8.96	87	64,448	2,841	2,933	49.20	50.80
6	20	15	7	12	5,771	8.95	88	64,448	2,770	3,001	48.00	52.00
6	19	15	6	15	5,767	8.95	89	64,448	2,851	2,916	49.44	50.56
8	15	15	7	13	5,761	8.94	90	64,448	2,790	2,971	48.43	51.57
7	19	15	1	15	5,759	8.94	91	64,448	3,099	2,660	53.81	46.19
7	24	15	6	16	5,759	8.94	92	64,448	2,963	2,796	51.45	48.55
8	22	15	7	13	5,759	8.94	93	64,448	2,862	2,897	49.70	50.30
5	23	15	7	13	5,755	8.93	94	64,448	2,727	3,028	47.38	52.62
7	3	15	6	14	5,755	8.93	95	64,448	2,977	2,778	51.73	48.27
6	26	15	6	15	5,754	8.93	96	64,448	2,791	2,963	48.51	51.49
7	12	15	1	12	5,752	8.93	97	64,448	2,806	2,946	48.78	51.22
3	22	15	1	15	5,750	8.92	98	64,448	3,248	2,502	56.49	43.51
7	25	15	7	13	5,750	8.92	99	64,448	2,892	2,858	50.30	49.70
7	19	15	1	17	5,749	8.92	100	64,448	3,051	2,698	53.07	46.93
8	30	15	1	13	5,747	8.92	101	64,448	2,985	2,762	51.94	48.06
7	11	15	7	11	5,744	8.91	102	64,448	2,589	3,155	45.07	54.93
11	25	15	4	13	5,744	8.91	103	64,448	2,865	2,879	49.88	50.12
8	16	15	1	18	5,738	8.90	104	64,448	3,128	2,610	54.51	45.49
11	25	15	4	16	5,738	8.90	105	64,448	2,793	2,945	48.68	51.32
8	16	15	1	17	5,735	8.90	106	64,448	3,062	2,673	53.39	46.61
11	29	15	1	15	5,733	8.90	107	64,448	3,207	2,526	55.94	44.06
9	5	15	7	13	5,732	8.89	108	64,448	2,909	2,823	50.75	49.25
5	23	15	7	11	5,731	8.89	109	64,448	2,784	2,947	48.58	51.42
9	13	15	1	16	5,728	8.89	110	64,448	2,982	2,746	52.06	47.94
7	10	15	6	12	5,723	8.88	111	64,448	2,756	2,967	48.16	51.84
7	17	15	6	17	5,722	8.88	112	64,448	2,849	2,873	49.79	50.21

MO	DY	YR	DAY OF WK	HR	HR VOL	PERCENT OF AADT	HOUR NUMBER	AADT	NORTH VOLUME	SOUTH VOLUME	PERCENT NORTH IS OF TOTAL VOLUME	PERCENT SOUTH IS OF TOTAL VOLUME
7	11	15	7	16	5,715	8.87	113	64,448	2,962	2,753	51.83	48.17
6	12	15	6	16	5,714	8.87	114	64,448	2,814	2,900	49.25	50.75
6	21	15	1	16	5,712	8.86	115	64,448	3,101	2,611	54.29	45.71
7	17	15	6	16	5,710	8.86	116	64,448	3,020	2,690	52.89	47.11
7	10	15	6	16	5,709	8.86	117	64,448	2,860	2,849	50.10	49.90
11	27	15	6	14	5,709	8.86	118	64,448	2,748	2,961	48.13	51.87
7	24	15	6	14	5,708	8.86	119	64,448	2,933	2,775	51.38	48.62
8	22	15	7	12	5,704	8.85	120	64,448	2,930	2,774	51.37	48.63
8	21	15	6	16	5,702	8.85	121	64,448	2,781	2,921	48.77	51.23
11	29	15	1	16	5,702	8.85	122	64,448	3,173	2,529	55.65	44.35
7	17	15	6	15	5,700	8.84	123	64,448	2,916	2,784	51.16	48.84
8	21	15	6	14	5,700	8.84	124	64,448	2,938	2,762	51.54	48.46
9	20	15	1	15	5,700	8.84	125	64,448	3,115	2,585	54.65	45.35
5	10	15	1	16	5,697	8.84	126	64,448	3,107	2,590	54.54	45.46
7	18	15	7	13	5,697	8.84	127	64,448	2,962	2,735	51.99	48.01
7	26	15	1	18	5,697	8.84	128	64,448	3,088	2,609	54.20	45.80
8	22	15	7	11	5,695	8.84	129	64,448	2,693	3,002	47.29	52.71
12	26	15	7	11	5,693	8.83	130	64,448	2,503	3,190	43.97	56.03
8	7	15	6	15	5,692	8.83	131	64,448	2,862	2,830	50.28	49.72
7	26	15	1	17	5,688	8.83	132	64,448	3,115	2,573	54.76	45.24
8	23	15	1	17	5,677	8.81	133	64,448	3,028	2,649	53.34	46.66
8	21	15	6	15	5,676	8.81	134	64,448	2,794	2,882	49.22	50.78
6	14	15	1	14	5,674	8.80	135	64,448	3,031	2,643	53.42	46.58
4	12	15	1	16	5,673	8.80	136	64,448	3,133	2,540	55.23	44.77
8	7	15	6	16	5,673	8.80	137	64,448	2,885	2,788	50.85	49.15
7	17	15	6	12	5,669	8.80	138	64,448	2,709	2,960	47.79	52.21
8	15	15	7	14	5,668	8.79	139	64,448	2,898	2,770	51.13	48.87
2	14	15	7	11	5,665	8.79	140	64,448	2,558	3,107	45.15	54.85
9	20	15	1	16	5,664	8.79	141	64,448	3,045	2,619	53.76	46.24
6	19	15	6	16	5,663	8.79	142	64,448	2,634	3,029	46.51	53.49
4	26	15	1	16	5,661	8.78	143	64,448	3,185	2,476	56.26	43.74
5	10	15	1	17	5,661	8.78	144	64,448	3,071	2,590	54.25	45.75
7	24	15	6	12	5,661	8.78	145	64,448	2,798	2,863	49.43	50.57
7	11	15	7	12	5,658	8.78	146	64,448	2,792	2,866	49.35	50.65
8	30	15	1	15	5,656	8.78	147	64,448	3,104	2,552	54.88	45.12
9	7	15	2	13	5,652	8.77	148	64,448	3,037	2,615	53.73	46.27
6	28	15	1	18	5,651	8.77	149	64,448	3,171	2,480	56.11	43.89
2	14	15	7	13	5,649	8.77	150	64,448	2,923	2,726	51.74	48.26
8	16	15	1	12	5,648	8.76	151	64,448	2,784	2,864	49.29	50.71
12	27	15	1	14	5,647	8.76	152	64,448	3,041	2,606	53.85	46.15
10	16	15	6	15	5,643	8.76	153	64,448	2,805	2,838	49.71	50.29
6	26	15	6	14	5,641	8.75	154	64,448	2,895	2,746	51.32	48.68
8	7	15	6	14	5,641	8.75	155	64,448	2,811	2,830	49.83	50.17
8	8	15	7	14	5,638	8.75	156	64,448	3,057	2,581	54.22	45.78
6	21	15	1	14	5,633	8.74	157	64,448	2,950	2,683	52.37	47.63
5	17	15	1	15	5,632	8.74	158	64,448	3,074	2,558	54.58	45.42
7	3	15	6	16	5,631	8.74	159	64,448	2,971	2,660	52.76	47.24
4	12	15	1	17	5,629	8.73	160	64,448	3,047	2,582	54.13	45.87
6	21	15	1	13	5,629	8.73	161	64,448	3,012	2,617	53.51	46.49

MO	DY	YR	DAY OF WK	HR	HR VOL	PERCENT OF AADT	HOUR NUMBER	AADT	NORTH VOLUME	SOUTH VOLUME	PERCENT NORTH IS OF TOTAL VOLUME	PERCENT SOUTH IS OF TOTAL VOLUME
3	22	15	1	16	5,628	8.73	162	64,448	3,171	2,457	56.34	43.66
4	12	15	1	15	5,624	8.73	163	64,448	3,075	2,549	54.68	45.32
6	26	15	6	16	5,624	8.73	164	64,448	2,835	2,789	50.41	49.59
6	14	15	1	16	5,621	8.72	165	64,448	2,934	2,687	52.20	47.80
9	7	15	2	14	5,617	8.72	166	64,448	3,006	2,611	53.52	46.48
11	28	15	7	17	5,616	8.71	167	64,448	3,136	2,480	55.84	44.16
3	21	15	7	12	5,606	8.70	168	64,448	2,759	2,847	49.22	50.78
7	5	15	1	17	5,605	8.70	169	64,448	3,059	2,546	54.58	45.42
9	5	15	7	14	5,604	8.70	170	64,448	2,915	2,689	52.02	47.98
7	12	15	1	19	5,603	8.69	171	64,448	3,139	2,464	56.02	43.98
8	22	15	7	14	5,600	8.69	172	64,448	2,867	2,733	51.20	48.80
7	24	15	6	15	5,595	8.68	173	64,448	2,992	2,603	53.48	46.52
10	11	15	1	16	5,594	8.68	174	64,448	3,029	2,565	54.15	45.85
12	26	15	7	16	5,594	8.68	175	64,448	2,927	2,667	52.32	47.68
12	27	15	1	16	5,594	8.68	176	64,448	2,757	2,837	49.28	50.72
2	13	15	6	16	5,592	8.68	177	64,448	2,687	2,905	48.05	51.95
4	5	15	1	18	5,591	8.68	178	64,448	3,195	2,396	57.15	42.85
6	12	15	6	17	5,589	8.67	179	64,448	2,559	3,030	45.79	54.21
6	14	15	1	13	5,583	8.66	180	64,448	3,035	2,548	54.36	45.64
7	26	15	1	13	5,582	8.66	181	64,448	2,638	2,944	47.26	52.74
7	10	15	6	17	5,576	8.65	182	64,448	2,743	2,833	49.19	50.81
6	21	15	1	19	5,574	8.65	183	64,448	3,013	2,561	54.05	45.95
7	24	15	6	18	5,574	8.65	184	64,448	2,560	3,014	45.93	54.07
8	14	15	6	15	5,574	8.65	185	64,448	2,772	2,802	49.73	50.27
5	17	15	1	18	5,572	8.65	186	64,448	2,697	2,875	48.40	51.60
9	13	15	1	17	5,571	8.64	187	64,448	2,915	2,656	52.32	47.68
6	12	15	6	15	5,570	8.64	188	64,448	2,743	2,827	49.25	50.75
8	2	15	1	12	5,568	8.64	189	64,448	2,843	2,725	51.06	48.94
6	13	15	7	11	5,567	8.64	190	64,448	2,562	3,005	46.02	53.98
6	21	15	1	17	5,563	8.63	191	64,448	3,092	2,471	55.58	44.42
6	14	15	1	17	5,562	8.63	192	64,448	3,002	2,560	53.97	46.03
7	26	15	1	12	5,562	8.63	193	64,448	2,714	2,848	48.80	51.20
7	24	15	6	17	5,561	8.63	194	64,448	2,750	2,811	49.45	50.55
5	17	15	1	16	5,560	8.63	195	64,448	3,035	2,525	54.59	45.41
8	7	15	6	12	5,556	8.62	196	64,448	2,688	2,868	48.38	51.62
7	17	15	6	13	5,555	8.62	197	64,448	2,780	2,775	50.05	49.95
3	29	15	1	14	5,551	8.61	198	64,448	2,723	2,828	49.05	50.95
6	14	15	1	19	5,551	8.61	199	64,448	2,811	2,740	50.64	49.36
8	23	15	1	18	5,548	8.61	200	64,448	2,922	2,626	52.67	47.33



AADT= 6644 K 30 FACTOR= 9.75 K 100 FACTOR= 9 K 200 FACTOR= 8.46 D 30 FACTOR= 51.39



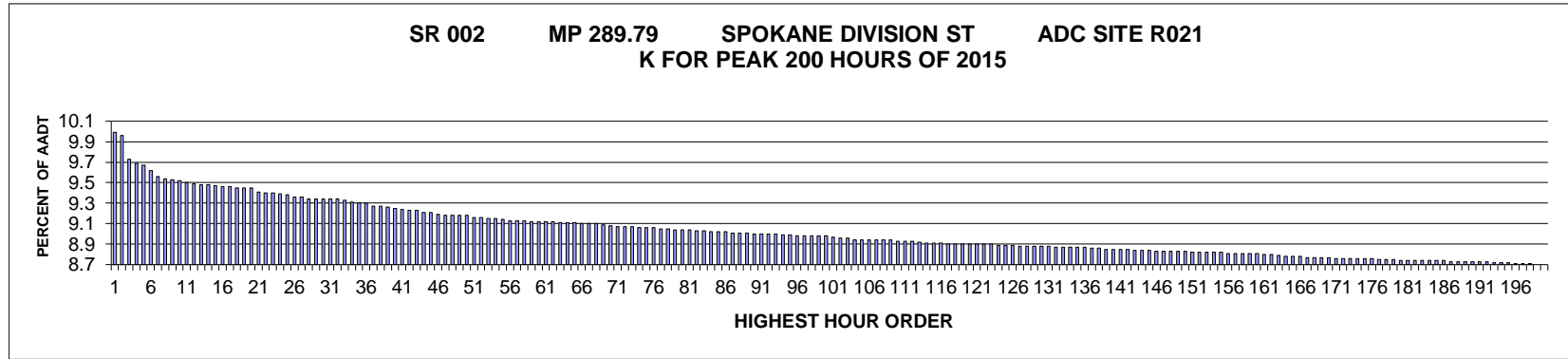
MO	DY	YR	DAY OF WK	HR	HR VOL	PERCENT OF AADT	HOUR NUMBER	AADT	NORTH VOLUME	SOUTH VOLUME	PERCENT NORTH IS OF TOTAL VOLUME	PERCENT SOUTH IS OF TOTAL VOLUME
	9	18	15	6	18	715	1	6,644	320	395	44.76	55.24
	9	4	15	6	18	712	2	6,644	378	334	53.09	46.91
	9	4	15	6	17	709	3	6,644	373	336	52.61	47.39
	8	21	15	6	17	705	4	6,644	360	345	51.06	48.94
	8	14	15	6	17	700	5	6,644	333	367	47.57	52.43
	10	23	15	6	18	700	6	6,644	358	342	51.14	48.86
	10	9	15	6	17	687	7	6,644	333	354	48.47	51.53
	10	30	15	6	18	684	8	6,644	321	363	46.93	53.07
	10	2	15	6	18	681	9	6,644	347	334	50.95	49.05
	10	2	15	6	17	678	10	6,644	351	327	51.77	48.23
	4	10	15	6	17	676	11	6,644	356	320	52.66	47.34
	8	14	15	6	18	676	12	6,644	289	387	42.75	57.25
	8	14	15	6	19	672	13	6,644	294	378	43.75	56.25
	11	6	15	6	17	671	14	6,644	309	362	46.05	53.95

MO	DY	YR	DAY OF WK	HR	HR VOL	PERCENT OF AADT	HOUR NUMBER	AADT	NORTH VOLUME	SOUTH VOLUME	PERCENT NORTH IS OF TOTAL VOLUME	PERCENT SOUTH IS OF TOTAL VOLUME	
10	10	23	15	6	17	670	10.08	15	6,644	321	349	47.91	52.09
6	12	15	6	17	661	9.95	16	6,644	324	337	49.02	50.98	
6	5	15	6	17	659	9.92	17	6,644	335	324	50.83	49.17	
11	20	15	6	17	658	9.90	18	6,644	312	346	47.42	52.58	
10	16	15	6	17	657	9.89	19	6,644	322	335	49.01	50.99	
10	9	15	6	18	656	9.87	20	6,644	308	348	46.95	53.05	
3	27	15	6	17	654	9.84	21	6,644	303	351	46.33	53.67	
2	20	15	6	18	653	9.83	22	6,644	295	358	45.18	54.82	
9	18	15	6	17	653	9.83	23	6,644	305	348	46.71	53.29	
9	11	15	6	18	652	9.81	24	6,644	302	350	46.32	53.68	
4	3	15	6	18	651	9.80	25	6,644	310	341	47.62	52.38	
10	30	15	6	17	651	9.80	26	6,644	303	348	46.54	53.46	
8	14	15	6	16	649	9.77	27	6,644	302	347	46.53	53.47	
4	17	15	6	18	648	9.75	28	6,644	315	333	48.61	51.39	
8	20	15	5	17	648	9.75	29	6,644	293	355	45.22	54.78	
11	6	15	6	16	648	9.75	30	6,644	333	315	51.39	48.61	
9	25	15	6	17	646	9.72	31	6,644	339	307	52.48	47.52	
10	20	15	3	17	646	9.72	32	6,644	309	337	47.83	52.17	
3	20	15	6	17	644	9.69	33	6,644	283	361	43.94	56.06	
3	13	15	6	18	642	9.66	34	6,644	309	333	48.13	51.87	
9	17	15	5	18	642	9.66	35	6,644	316	326	49.22	50.78	
6	12	15	6	18	641	9.65	36	6,644	343	298	53.51	46.49	
10	1	15	5	18	641	9.65	37	6,644	300	341	46.80	53.20	
10	30	15	6	16	641	9.65	38	6,644	302	339	47.11	52.89	
8	21	15	6	18	639	9.62	39	6,644	342	297	53.52	46.48	
10	16	15	6	16	638	9.60	40	6,644	324	314	50.78	49.22	
2	27	15	6	17	636	9.57	41	6,644	307	329	48.27	51.73	
10	2	15	6	16	636	9.57	42	6,644	333	303	52.36	47.64	
10	22	15	5	16	635	9.56	43	6,644	313	322	49.29	50.71	
11	13	15	6	17	632	9.51	44	6,644	322	310	50.95	49.05	
7	17	15	6	17	630	9.48	45	6,644	307	323	48.73	51.27	
11	25	15	4	16	630	9.48	46	6,644	276	354	43.81	56.19	
7	23	15	5	17	629	9.47	47	6,644	316	313	50.24	49.76	
10	23	15	6	16	628	9.45	48	6,644	342	286	54.46	45.54	
4	24	15	6	18	627	9.44	49	6,644	321	306	51.20	48.80	
6	19	15	6	17	627	9.44	50	6,644	289	338	46.09	53.91	
6	5	15	6	18	626	9.42	51	6,644	302	324	48.24	51.76	
9	25	15	6	18	626	9.42	52	6,644	311	315	49.68	50.32	
9	11	15	6	17	625	9.41	53	6,644	297	328	47.52	52.48	
12	4	15	6	17	625	9.41	54	6,644	311	314	49.76	50.24	
9	24	15	5	17	624	9.39	55	6,644	321	303	51.44	48.56	
8	7	15	6	17	623	9.38	56	6,644	292	331	46.87	53.13	
11	19	15	5	17	623	9.38	57	6,644	272	351	43.66	56.34	
3	13	15	6	17	622	9.36	58	6,644	299	323	48.07	51.93	
7	10	15	6	17	622	9.36	59	6,644	293	329	47.11	52.89	
8	21	15	6	16	622	9.36	60	6,644	314	308	50.48	49.52	
4	3	15	6	17	621	9.35	61	6,644	312	309	50.24	49.76	
7	30	15	5	17	621	9.35	62	6,644	279	342	44.93	55.07	
10	29	15	5	17	621	9.35	63	6,644	286	335	46.05	53.95	

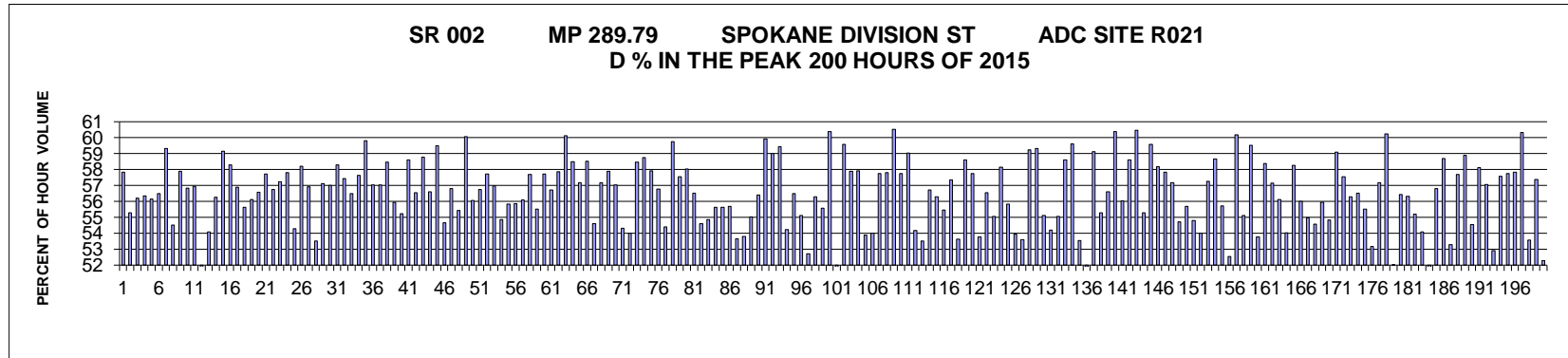
MO	DY	YR	DAY OF WK	HR	HR VOL	PERCENT OF AADT	HOUR NUMBER	AADT	NORTH VOLUME	SOUTH VOLUME	PERCENT NORTH IS OF TOTAL VOLUME	PERCENT SOUTH IS OF TOTAL VOLUME
2	20	15	6	17	620	9.33	64	6,644	297	323	47.90	52.10
3	30	15	2	17	619	9.32	65	6,644	294	325	47.50	52.50
4	24	15	6	17	619	9.32	66	6,644	329	290	53.15	46.85
6	19	15	6	18	618	9.30	67	6,644	295	323	47.73	52.27
9	4	15	6	16	617	9.29	68	6,644	340	277	55.11	44.89
4	1	15	4	17	616	9.27	69	6,644	270	346	43.83	56.17
10	22	15	5	17	616	9.27	70	6,644	292	324	47.40	52.60
10	1	15	5	17	615	9.26	71	6,644	296	319	48.13	51.87
10	22	15	5	18	615	9.26	72	6,644	307	308	49.92	50.08
3	20	15	6	18	613	9.23	73	6,644	302	311	49.27	50.73
2	27	15	6	18	612	9.21	74	6,644	292	320	47.71	52.29
3	6	15	6	18	610	9.18	75	6,644	275	335	45.08	54.92
9	17	15	5	17	610	9.18	76	6,644	279	331	45.74	54.26
10	29	15	5	18	610	9.18	77	6,644	280	330	45.90	54.10
8	20	15	5	18	609	9.17	78	6,644	303	306	49.75	50.25
10	16	15	6	18	609	9.17	79	6,644	300	309	49.26	50.74
2	13	15	6	17	608	9.15	80	6,644	277	331	45.56	54.44
8	4	15	3	17	608	9.15	81	6,644	279	329	45.89	54.11
3	13	15	6	16	607	9.14	82	6,644	311	296	51.24	48.76
7	31	15	6	16	607	9.14	83	6,644	280	327	46.13	53.87
8	28	15	6	18	607	9.14	84	6,644	289	318	47.61	52.39
6	18	15	5	17	606	9.12	85	6,644	299	307	49.34	50.66
11	20	15	6	18	606	9.12	86	6,644	317	289	52.31	47.69
4	10	15	6	16	605	9.11	87	6,644	282	323	46.61	53.39
3	20	15	6	16	604	9.09	88	6,644	317	287	52.48	47.52
8	10	15	2	17	604	9.09	89	6,644	283	321	46.85	53.15
4	9	15	5	17	603	9.08	90	6,644	289	314	47.93	52.07
6	11	15	5	18	602	9.06	91	6,644	262	340	43.52	56.48
6	18	15	5	18	602	9.06	92	6,644	292	310	48.50	51.50
7	31	15	6	18	602	9.06	93	6,644	287	315	47.67	52.33
11	20	15	6	16	602	9.06	94	6,644	313	289	51.99	48.01
2	26	15	5	17	600	9.03	95	6,644	284	316	47.33	52.67
3	27	15	6	18	600	9.03	96	6,644	288	312	48.00	52.00
10	21	15	4	17	600	9.03	97	6,644	287	313	47.83	52.17
3	26	15	5	17	599	9.02	98	6,644	286	313	47.75	52.25
9	15	15	3	17	599	9.02	99	6,644	275	324	45.91	54.09
4	16	15	5	17	598	9.00	100	6,644	258	340	43.14	56.86
7	2	15	5	17	598	9.00	101	6,644	312	286	52.17	47.83
9	15	15	3	18	598	9.00	102	6,644	289	309	48.33	51.67
1	16	15	6	18	597	8.99	103	6,644	305	292	51.09	48.91
4	10	15	6	18	597	8.99	104	6,644	287	310	48.07	51.93
8	7	15	6	16	597	8.99	105	6,644	320	277	53.60	46.40
2	6	15	6	17	596	8.97	106	6,644	274	322	45.97	54.03
3	6	15	6	17	596	8.97	107	6,644	291	305	48.83	51.17
4	9	15	5	18	596	8.97	108	6,644	296	300	49.66	50.34
10	26	15	2	18	596	8.97	109	6,644	278	318	46.64	53.36
11	21	15	7	17	596	8.97	110	6,644	215	381	36.07	63.93
1	23	15	6	17	594	8.94	111	6,644	273	321	45.96	54.04
6	26	15	6	17	594	8.94	112	6,644	302	292	50.84	49.16

MO	DY	YR	DAY OF WK	HR	HR VOL	PERCENT OF AADT	HOUR NUMBER	AADT	NORTH VOLUME	SOUTH VOLUME	PERCENT NORTH IS OF TOTAL VOLUME	PERCENT SOUTH IS OF TOTAL VOLUME
7	2	15	5	18	594	8.94	113	6,644	322	272	54.21	45.79
7	10	15	6	16	593	8.93	114	6,644	300	293	50.59	49.41
7	10	15	6	18	593	8.93	115	6,644	286	307	48.23	51.77
8	7	15	6	18	593	8.93	116	6,644	298	295	50.25	49.75
8	24	15	2	17	593	8.93	117	6,644	278	315	46.88	53.12
8	28	15	6	17	593	8.93	118	6,644	318	275	53.63	46.37
6	5	15	6	16	590	8.88	119	6,644	288	302	48.81	51.19
10	15	15	5	17	590	8.88	120	6,644	302	288	51.19	48.81
12	8	15	3	17	590	8.88	121	6,644	280	310	47.46	52.54
6	4	15	5	18	589	8.87	122	6,644	263	326	44.65	55.35
8	19	15	4	18	588	8.85	123	6,644	303	285	51.53	48.47
9	16	15	4	18	588	8.85	124	6,644	273	315	46.43	53.57
10	15	15	5	18	588	8.85	125	6,644	293	295	49.83	50.17
1	30	15	6	17	587	8.84	126	6,644	280	307	47.70	52.30
3	27	15	6	16	587	8.84	127	6,644	280	307	47.70	52.30
8	4	15	3	18	587	8.84	128	6,644	276	311	47.02	52.98
10	29	15	5	16	587	8.84	129	6,644	298	289	50.77	49.23
8	19	15	4	17	586	8.82	130	6,644	314	272	53.58	46.42
11	13	15	6	16	586	8.82	131	6,644	292	294	49.83	50.17
4	2	15	5	17	585	8.80	132	6,644	279	306	47.69	52.31
7	22	15	4	18	585	8.80	133	6,644	282	303	48.21	51.79
8	6	15	5	17	585	8.80	134	6,644	288	297	49.23	50.77
4	8	15	4	17	584	8.79	135	6,644	297	287	50.86	49.14
6	4	15	5	17	584	8.79	136	6,644	265	319	45.38	54.62
6	12	15	6	16	584	8.79	137	6,644	290	294	49.66	50.34
11	13	15	6	18	584	8.79	138	6,644	272	312	46.58	53.42
12	11	15	6	17	584	8.79	139	6,644	267	317	45.72	54.28
8	5	15	4	18	583	8.77	140	6,644	279	304	47.86	52.14
9	25	15	6	16	583	8.77	141	6,644	300	283	51.46	48.54
6	17	15	4	16	582	8.76	142	6,644	282	300	48.45	51.55
7	23	15	5	18	582	8.76	143	6,644	289	293	49.66	50.34
9	16	15	4	17	581	8.74	144	6,644	265	316	45.61	54.39
10	9	15	6	16	581	8.74	145	6,644	314	267	54.04	45.96
11	10	15	3	18	581	8.74	146	6,644	287	294	49.40	50.60
10	7	15	4	18	580	8.73	147	6,644	260	320	44.83	55.17
1	30	15	6	16	579	8.71	148	6,644	306	273	52.85	47.15
10	21	15	4	16	579	8.71	149	6,644	290	289	50.09	49.91
10	21	15	4	18	579	8.71	150	6,644	285	294	49.22	50.78
10	23	15	6	15	579	8.71	151	6,644	262	317	45.25	54.75
2	13	15	6	18	578	8.70	152	6,644	293	285	50.69	49.31
10	8	15	5	17	578	8.70	153	6,644	256	322	44.29	55.71
1	16	15	6	17	577	8.68	154	6,644	286	291	49.57	50.43
9	11	15	6	19	577	8.68	155	6,644	315	262	54.59	45.41
10	2	15	6	19	577	8.68	156	6,644	299	278	51.82	48.18
7	1	15	4	17	576	8.67	157	6,644	289	287	50.17	49.83
8	5	15	4	17	576	8.67	158	6,644	273	303	47.40	52.60
9	29	15	3	17	576	8.67	159	6,644	261	315	45.31	54.69
4	17	15	6	16	575	8.65	160	6,644	314	261	54.61	45.39
9	18	15	6	19	575	8.65	161	6,644	300	275	52.17	47.83

MO	DY	YR	DAY OF WK	HR	HR VOL	PERCENT OF AADT	HOUR NUMBER	AADT	NORTH VOLUME	SOUTH VOLUME	PERCENT NORTH IS OF TOTAL VOLUME	PERCENT SOUTH IS OF TOTAL VOLUME
4	17	15	6	17	574	8.64	162	6,644	254	320	44.25	55.75
10	5	15	2	17	574	8.64	163	6,644	284	290	49.48	50.52
12	15	15	3	17	573	8.62	164	6,644	283	290	49.39	50.61
10	19	15	2	16	572	8.61	165	6,644	271	301	47.38	52.62
12	11	15	6	16	572	8.61	166	6,644	284	288	49.65	50.35
3	31	15	3	17	571	8.59	167	6,644	260	311	45.53	54.47
7	24	15	6	17	571	8.59	168	6,644	276	295	48.34	51.66
10	19	15	2	18	571	8.59	169	6,644	278	293	48.69	51.31
6	26	15	6	16	570	8.58	170	6,644	276	294	48.42	51.58
9	3	15	5	18	570	8.58	171	6,644	276	294	48.42	51.58
9	9	15	4	18	570	8.58	172	6,644	287	283	50.35	49.65
9	11	15	6	16	570	8.58	173	6,644	306	264	53.68	46.32
10	30	15	6	15	570	8.58	174	6,644	277	293	48.60	51.40
11	5	15	5	17	570	8.58	175	6,644	241	329	42.28	57.72
2	25	15	4	17	569	8.56	176	6,644	255	314	44.82	55.18
6	10	15	4	18	569	8.56	177	6,644	280	289	49.21	50.79
6	26	15	6	18	569	8.56	178	6,644	299	270	52.55	47.45
8	26	15	4	18	569	8.56	179	6,644	272	297	47.80	52.20
9	14	15	2	18	567	8.53	180	6,644	273	294	48.15	51.85
10	7	15	4	17	567	8.53	181	6,644	244	323	43.03	56.97
7	24	15	6	18	566	8.52	182	6,644	273	293	48.23	51.77
11	25	15	4	17	566	8.52	183	6,644	271	295	47.88	52.12
6	9	15	3	17	565	8.50	184	6,644	255	310	45.13	54.87
7	8	15	4	18	565	8.50	185	6,644	262	303	46.37	53.63
3	19	15	5	18	564	8.49	186	6,644	304	260	53.90	46.10
8	18	15	3	17	564	8.49	187	6,644	269	295	47.70	52.30
9	23	15	4	18	564	8.49	188	6,644	278	286	49.29	50.71
10	14	15	4	17	564	8.49	189	6,644	252	312	44.68	55.32
11	12	15	5	17	564	8.49	190	6,644	266	298	47.16	52.84
6	3	15	4	17	563	8.47	191	6,644	282	281	50.09	49.91
7	17	15	6	14	563	8.47	192	6,644	268	295	47.60	52.40
8	13	15	5	17	563	8.47	193	6,644	265	298	47.07	52.93
9	22	15	3	18	563	8.47	194	6,644	289	274	51.33	48.67
11	10	15	3	17	563	8.47	195	6,644	236	327	41.92	58.08
3	17	15	3	17	562	8.46	196	6,644	268	294	47.69	52.31
8	10	15	2	18	562	8.46	197	6,644	256	306	45.55	54.45
8	24	15	2	18	562	8.46	198	6,644	282	280	50.18	49.82
9	30	15	4	16	562	8.46	199	6,644	277	285	49.29	50.71
10	2	15	6	15	562	8.46	200	6,644	286	276	50.89	49.11



AADT= 40577 K 30 FACTOR= 9.33 K 100 FACTOR= 8.97 K 200 FACTOR= 8.69 D 30 FACTOR= 57.01



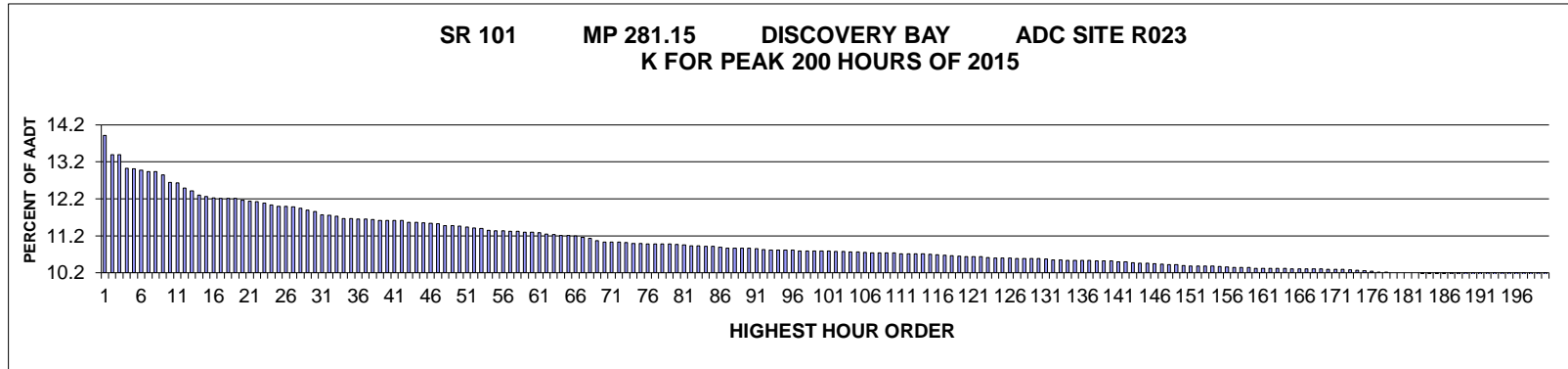
MO	DY	YR	DAY OF WK	HR	HR VOL	PERCENT OF AADT	HOUR NUMBER	AADT	EAST VOLUME	WEST VOLUME	PERCENT EAST IS OF TOTAL VOLUME	PERCENT WEST IS OF TOTAL VOLUME
2	13	15	6	16	4,050	9.98	1	40,577	2,342	1,708	57.83	42.17
12	11	15	6	16	4,037	9.95	2	40,577	2,232	1,805	55.29	44.71
12	4	15	6	16	3,944	9.72	3	40,577	2,216	1,728	56.19	43.81
10	2	15	6	17	3,927	9.68	4	40,577	2,213	1,714	56.35	43.65
10	30	15	6	16	3,919	9.66	5	40,577	2,200	1,719	56.14	43.86
9	4	15	6	16	3,899	9.61	6	40,577	2,202	1,697	56.48	43.52
2	13	15	6	17	3,874	9.55	7	40,577	2,298	1,576	59.32	40.68
2	13	15	6	15	3,869	9.53	8	40,577	2,109	1,760	54.51	45.49
2	27	15	6	17	3,862	9.52	9	40,577	2,236	1,626	57.90	42.10
11	6	15	6	17	3,858	9.51	10	40,577	2,193	1,665	56.84	43.16
5	15	15	6	16	3,849	9.49	11	40,577	2,192	1,657	56.95	43.05
2	14	15	7	16	3,847	9.48	12	40,577	1,983	1,864	51.55	48.45
2	14	15	7	14	3,844	9.47	13	40,577	2,079	1,765	54.08	45.92
5	1	15	6	16	3,842	9.47	14	40,577	2,162	1,680	56.27	43.73

MO	DY	YR	DAY OF WK	HR	HR VOL	PERCENT OF AADT	HOUR NUMBER	AADT	EAST VOLUME	WEST VOLUME	PERCENT EAST IS OF TOTAL VOLUME	PERCENT WEST IS OF TOTAL VOLUME
10	30	15	6	17	3,840	9.46	15	40,577	2,271	1,569	59.14	40.86
12	11	15	6	17	3,836	9.45	16	40,577	2,236	1,600	58.29	41.71
5	8	15	6	16	3,834	9.45	17	40,577	2,181	1,653	56.89	43.11
3	6	15	6	16	3,830	9.44	18	40,577	2,131	1,699	55.64	44.36
2	6	15	6	16	3,829	9.44	19	40,577	2,149	1,680	56.12	43.88
12	18	15	6	16	3,829	9.44	20	40,577	2,166	1,663	56.57	43.43
10	9	15	6	17	3,816	9.40	21	40,577	2,203	1,613	57.73	42.27
10	23	15	6	16	3,810	9.39	22	40,577	2,162	1,648	56.75	43.25
12	4	15	6	17	3,809	9.39	23	40,577	2,180	1,629	57.23	42.77
5	15	15	6	17	3,806	9.38	24	40,577	2,200	1,606	57.80	42.20
6	5	15	6	16	3,803	9.37	25	40,577	2,065	1,738	54.30	45.70
5	1	15	6	17	3,795	9.35	26	40,577	2,209	1,586	58.21	41.79
4	24	15	6	17	3,794	9.35	27	40,577	2,159	1,635	56.91	43.09
2	13	15	6	14	3,786	9.33	28	40,577	2,026	1,760	53.51	46.49
11	6	15	6	16	3,786	9.33	29	40,577	2,162	1,624	57.11	42.89
10	9	15	6	16	3,785	9.33	30	40,577	2,158	1,627	57.01	42.99
10	16	15	6	17	3,785	9.33	31	40,577	2,206	1,579	58.28	41.72
12	22	15	3	16	3,785	9.33	32	40,577	2,174	1,611	57.44	42.56
3	6	15	6	17	3,783	9.32	33	40,577	2,137	1,646	56.49	43.51
2	27	15	6	16	3,772	9.30	34	40,577	2,174	1,598	57.64	42.36
2	13	15	6	18	3,770	9.29	35	40,577	2,255	1,515	59.81	40.19
10	2	15	6	16	3,768	9.29	36	40,577	2,149	1,619	57.03	42.97
2	20	15	6	17	3,757	9.26	37	40,577	2,143	1,614	57.04	42.96
10	23	15	6	17	3,756	9.26	38	40,577	2,196	1,560	58.47	41.53
9	18	15	6	16	3,753	9.25	39	40,577	2,100	1,653	55.96	44.04
12	11	15	6	15	3,749	9.24	40	40,577	2,071	1,678	55.24	44.76
4	17	15	6	17	3,745	9.23	41	40,577	2,195	1,550	58.61	41.39
3	20	15	6	16	3,743	9.22	42	40,577	2,117	1,626	56.56	43.44
10	16	15	6	18	3,740	9.22	43	40,577	2,198	1,542	58.77	41.23
3	27	15	6	16	3,735	9.20	44	40,577	2,114	1,621	56.60	43.40
10	2	15	6	18	3,734	9.20	45	40,577	2,221	1,513	59.48	40.52
2	14	15	7	15	3,723	9.18	46	40,577	2,035	1,688	54.66	45.34
1	16	15	6	16	3,721	9.17	47	40,577	2,113	1,608	56.79	43.21
6	5	15	6	17	3,721	9.17	48	40,577	2,062	1,659	55.42	44.58
2	27	15	6	18	3,719	9.17	49	40,577	2,234	1,485	60.07	39.93
10	16	15	6	16	3,719	9.17	50	40,577	2,085	1,634	56.06	43.94
3	13	15	6	16	3,711	9.15	51	40,577	2,106	1,605	56.75	43.25
5	15	15	6	18	3,711	9.15	52	40,577	2,142	1,569	57.72	42.28
9	25	15	6	17	3,709	9.14	53	40,577	2,113	1,596	56.97	43.03
2	28	15	7	14	3,707	9.14	54	40,577	2,034	1,673	54.87	45.13
4	24	15	6	16	3,706	9.13	55	40,577	2,069	1,637	55.83	44.17
12	5	15	7	15	3,702	9.12	56	40,577	2,068	1,634	55.86	44.14
1	9	15	6	16	3,701	9.12	57	40,577	2,076	1,625	56.09	43.91
2	20	15	6	18	3,701	9.12	58	40,577	2,135	1,566	57.69	42.31
2	13	15	6	13	3,697	9.11	59	40,577	2,053	1,644	55.53	44.47
9	4	15	6	17	3,697	9.11	60	40,577	2,134	1,563	57.72	42.28
11	13	15	6	16	3,697	9.11	61	40,577	2,097	1,600	56.72	43.28
10	9	15	6	18	3,695	9.11	62	40,577	2,138	1,557	57.86	42.14
5	1	15	6	18	3,692	9.10	63	40,577	2,220	1,472	60.13	39.87

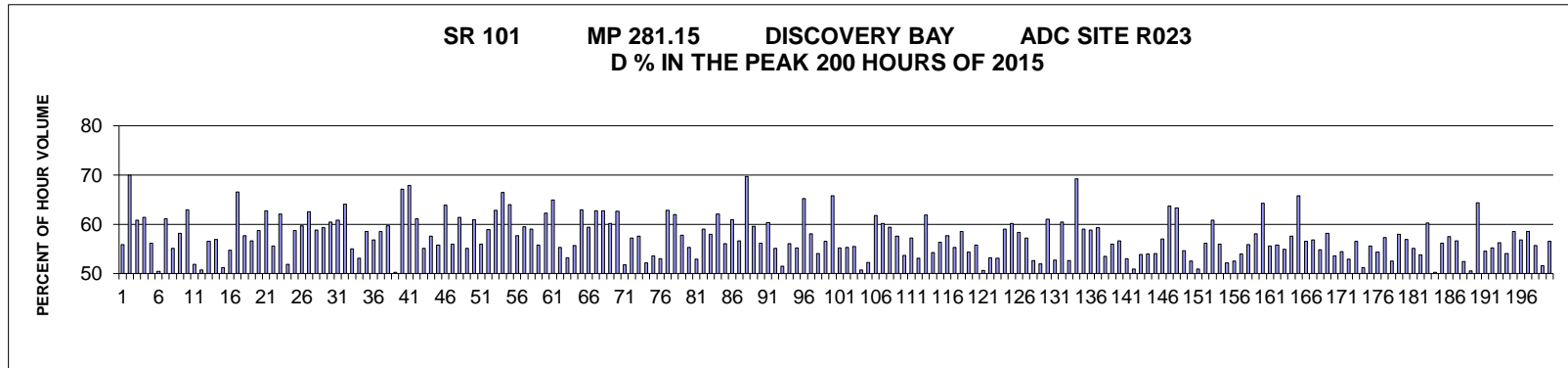
MO	DY	YR	DAY OF WK	HR	HR VOL	PERCENT OF AADT	HOUR NUMBER	AADT	EAST VOLUME	WEST VOLUME	PERCENT EAST IS OF TOTAL VOLUME	PERCENT WEST IS OF TOTAL VOLUME
10	23	15	6	18	3,692	9.10	64	40,577	2,159	1,533	58.48	41.52
12	4	15	6	18	3,691	9.10	65	40,577	2,110	1,581	57.17	42.83
4	10	15	6	17	3,688	9.09	66	40,577	2,158	1,530	58.51	41.49
10	2	15	6	15	3,688	9.09	67	40,577	2,014	1,674	54.61	45.39
11	11	15	4	17	3,687	9.09	68	40,577	2,108	1,579	57.17	42.83
1	30	15	6	16	3,686	9.08	69	40,577	2,134	1,552	57.89	42.11
8	21	15	6	16	3,680	9.07	70	40,577	2,099	1,581	57.04	42.96
2	6	15	6	15	3,677	9.06	71	40,577	1,997	1,680	54.31	45.69
3	13	15	6	15	3,677	9.06	72	40,577	1,986	1,691	54.01	45.99
5	22	15	6	16	3,675	9.06	73	40,577	2,148	1,527	58.45	41.55
2	6	15	6	17	3,674	9.05	74	40,577	2,159	1,515	58.76	41.24
4	10	15	6	16	3,674	9.05	75	40,577	2,128	1,546	57.92	42.08
12	15	15	3	16	3,671	9.05	76	40,577	2,084	1,587	56.77	43.23
2	27	15	6	15	3,668	9.04	77	40,577	1,995	1,673	54.39	45.61
12	15	15	3	17	3,668	9.04	78	40,577	2,192	1,476	59.76	40.24
4	17	15	6	16	3,666	9.03	79	40,577	2,110	1,556	57.56	42.44
5	8	15	6	17	3,663	9.03	80	40,577	2,126	1,537	58.04	41.96
12	10	15	5	16	3,663	9.03	81	40,577	2,070	1,593	56.51	43.49
11	6	15	6	15	3,660	9.02	82	40,577	1,998	1,662	54.59	45.41
12	11	15	6	13	3,660	9.02	83	40,577	2,008	1,652	54.86	45.14
5	1	15	6	14	3,656	9.01	84	40,577	2,034	1,622	55.63	44.37
12	4	15	6	15	3,656	9.01	85	40,577	2,034	1,622	55.63	44.37
4	24	15	6	18	3,655	9.01	86	40,577	2,036	1,619	55.70	44.30
2	20	15	6	16	3,653	9.00	87	40,577	1,960	1,693	53.65	46.35
3	6	15	6	15	3,652	9.00	88	40,577	1,965	1,687	53.81	46.19
2	7	15	7	17	3,650	9.00	89	40,577	2,009	1,641	55.04	44.96
5	5	15	3	16	3,648	8.99	90	40,577	2,058	1,590	56.41	43.59
7	31	15	6	17	3,647	8.99	91	40,577	2,185	1,462	59.91	40.09
10	29	15	5	18	3,647	8.99	92	40,577	2,152	1,495	59.01	40.99
7	17	15	6	17	3,646	8.99	93	40,577	2,167	1,479	59.43	40.57
8	28	15	6	14	3,643	8.98	94	40,577	1,976	1,667	54.24	45.76
9	25	15	6	16	3,643	8.98	95	40,577	2,058	1,585	56.49	43.51
4	10	15	6	15	3,641	8.97	96	40,577	2,007	1,634	55.12	44.88
2	21	15	7	14	3,640	8.97	97	40,577	1,919	1,721	52.72	47.28
12	11	15	6	18	3,640	8.97	98	40,577	2,049	1,591	56.29	43.71
10	30	15	6	15	3,639	8.97	99	40,577	2,022	1,617	55.56	44.44
11	17	15	3	16	3,638	8.97	100	40,577	2,197	1,441	60.39	39.61
2	7	15	7	14	3,634	8.96	101	40,577	1,866	1,768	51.35	48.65
1	30	15	6	17	3,633	8.95	102	40,577	2,164	1,469	59.57	40.43
9	30	15	4	17	3,631	8.95	103	40,577	2,102	1,529	57.89	42.11
6	12	15	6	17	3,625	8.93	104	40,577	2,100	1,525	57.93	42.07
12	17	15	5	15	3,625	8.93	105	40,577	1,953	1,672	53.88	46.12
1	30	15	6	15	3,624	8.93	106	40,577	1,957	1,667	54.00	46.00
3	13	15	6	17	3,624	8.93	107	40,577	2,093	1,531	57.75	42.25
12	23	15	4	16	3,624	8.93	108	40,577	2,095	1,529	57.81	42.19
5	5	15	3	17	3,623	8.93	109	40,577	2,193	1,430	60.53	39.47
2	12	15	5	17	3,620	8.92	110	40,577	2,091	1,529	57.76	42.24
3	3	15	3	17	3,619	8.92	111	40,577	2,137	1,482	59.05	40.95
10	3	15	7	14	3,619	8.92	112	40,577	1,960	1,659	54.16	45.84

MO	DY	YR	DAY OF WK	HR	HR VOL	PERCENT OF AADT	HOUR NUMBER	AADT	EAST VOLUME	WEST VOLUME	PERCENT EAST IS OF TOTAL VOLUME	PERCENT WEST IS OF TOTAL VOLUME
3	6	15	6	13	3,616	8.91	113	40,577	1,935	1,681	53.51	46.49
2	12	15	5	16	3,613	8.90	114	40,577	2,049	1,564	56.71	43.29
12	23	15	4	17	3,611	8.90	115	40,577	2,033	1,578	56.30	43.70
12	16	15	4	16	3,610	8.90	116	40,577	2,002	1,608	55.46	44.54
2	12	15	5	18	3,609	8.89	117	40,577	2,070	1,539	57.36	42.64
2	27	15	6	13	3,609	8.89	118	40,577	1,935	1,674	53.62	46.38
3	6	15	6	18	3,607	8.89	119	40,577	2,114	1,493	58.61	41.39
12	16	15	4	17	3,607	8.89	120	40,577	2,083	1,524	57.75	42.25
12	18	15	6	15	3,607	8.89	121	40,577	1,940	1,667	53.78	46.22
12	18	15	6	17	3,607	8.89	122	40,577	2,040	1,567	56.56	43.44
9	4	15	6	15	3,606	8.89	123	40,577	1,985	1,621	55.05	44.95
3	20	15	6	17	3,604	8.88	124	40,577	2,096	1,508	58.16	41.84
5	1	15	6	15	3,603	8.88	125	40,577	2,012	1,591	55.84	44.16
12	22	15	3	14	3,603	8.88	126	40,577	1,943	1,660	53.93	46.07
2	27	15	6	14	3,601	8.87	127	40,577	1,930	1,671	53.60	46.40
5	7	15	5	17	3,601	8.87	128	40,577	2,133	1,468	59.23	40.77
11	13	15	6	17	3,601	8.87	129	40,577	2,136	1,465	59.32	40.68
2	5	15	5	16	3,599	8.87	130	40,577	1,984	1,615	55.13	44.87
2	7	15	7	15	3,598	8.87	131	40,577	1,950	1,648	54.20	45.80
10	16	15	6	15	3,597	8.86	132	40,577	1,981	1,616	55.07	44.93
3	5	15	5	17	3,596	8.86	133	40,577	2,108	1,488	58.62	41.38
9	30	15	4	18	3,595	8.86	134	40,577	2,143	1,452	59.61	40.39
8	28	15	6	16	3,594	8.86	135	40,577	1,924	1,670	53.53	46.47
12	4	15	6	14	3,594	8.86	136	40,577	1,865	1,729	51.89	48.11
6	3	15	4	17	3,591	8.85	137	40,577	2,123	1,468	59.12	40.88
10	9	15	6	13	3,591	8.85	138	40,577	1,986	1,605	55.30	44.70
1	23	15	6	16	3,589	8.84	139	40,577	2,031	1,558	56.59	43.41
3	3	15	3	18	3,589	8.84	140	40,577	2,167	1,422	60.38	39.62
6	12	15	6	16	3,588	8.84	141	40,577	2,010	1,578	56.02	43.98
4	17	15	6	18	3,585	8.84	142	40,577	2,101	1,484	58.61	41.39
5	5	15	3	18	3,584	8.83	143	40,577	2,167	1,417	60.46	39.54
12	31	15	5	14	3,582	8.83	144	40,577	1,981	1,601	55.30	44.70
7	1	15	4	17	3,581	8.83	145	40,577	2,134	1,447	59.59	40.41
5	29	15	6	17	3,580	8.82	146	40,577	2,083	1,497	58.18	41.82
5	22	15	6	17	3,579	8.82	147	40,577	2,070	1,509	57.84	42.16
6	19	15	6	16	3,579	8.82	148	40,577	2,047	1,532	57.19	42.81
12	22	15	3	15	3,578	8.82	149	40,577	1,958	1,620	54.72	45.28
12	23	15	4	15	3,577	8.82	150	40,577	1,992	1,585	55.69	44.31
3	7	15	7	14	3,575	8.81	151	40,577	1,959	1,616	54.80	45.20
11	11	15	4	13	3,575	8.81	152	40,577	1,930	1,645	53.99	46.01
5	7	15	5	16	3,574	8.81	153	40,577	2,047	1,527	57.27	42.73
7	10	15	6	17	3,574	8.81	154	40,577	2,097	1,477	58.67	41.33
2	11	15	4	16	3,573	8.81	155	40,577	1,991	1,582	55.72	44.28
2	28	15	7	16	3,572	8.80	156	40,577	1,877	1,695	52.55	47.45
9	25	15	6	18	3,572	8.80	157	40,577	2,150	1,422	60.19	39.81
1	30	15	6	14	3,571	8.80	158	40,577	1,968	1,603	55.11	44.89
5	8	15	6	18	3,570	8.80	159	40,577	2,125	1,445	59.52	40.48
11	11	15	4	15	3,569	8.80	160	40,577	1,919	1,650	53.77	46.23
9	11	15	6	17	3,568	8.79	161	40,577	2,083	1,485	58.38	41.62

MO	DY	YR	DAY OF WK	HR	HR VOL	PERCENT OF AADT	HOUR NUMBER	AADT	EAST VOLUME	WEST VOLUME	PERCENT EAST IS OF TOTAL VOLUME	PERCENT WEST IS OF TOTAL VOLUME
12	31	15	5	13	3,567	8.79	162	40,577	2,039	1,528	57.16	42.84
11	6	15	6	18	3,563	8.78	163	40,577	2,000	1,563	56.13	43.87
12	21	15	2	15	3,560	8.77	164	40,577	1,923	1,637	54.02	45.98
1	16	15	6	17	3,559	8.77	165	40,577	2,073	1,486	58.25	41.75
4	24	15	6	15	3,559	8.77	166	40,577	1,993	1,566	56.00	44.00
5	15	15	6	15	3,556	8.76	167	40,577	1,955	1,601	54.98	45.02
12	31	15	5	16	3,556	8.76	168	40,577	1,940	1,616	54.56	45.44
3	5	15	5	16	3,553	8.76	169	40,577	1,988	1,565	55.95	44.05
11	11	15	4	16	3,553	8.76	170	40,577	1,948	1,605	54.83	45.17
10	15	15	5	18	3,552	8.75	171	40,577	2,099	1,453	59.09	40.91
9	3	15	5	18	3,551	8.75	172	40,577	2,044	1,507	57.56	42.44
10	29	15	5	16	3,551	8.75	173	40,577	1,999	1,552	56.29	43.71
12	14	15	2	16	3,551	8.75	174	40,577	2,007	1,544	56.52	43.48
9	3	15	5	16	3,550	8.75	175	40,577	1,971	1,579	55.52	44.48
10	9	15	6	15	3,549	8.75	176	40,577	1,887	1,662	53.17	46.83
7	17	15	6	16	3,547	8.74	177	40,577	2,028	1,519	57.18	42.82
3	5	15	5	18	3,545	8.74	178	40,577	2,135	1,410	60.23	39.77
12	11	15	6	14	3,545	8.74	179	40,577	1,844	1,701	52.02	47.98
2	14	15	7	13	3,544	8.73	180	40,577	2,000	1,544	56.43	43.57
10	3	15	7	13	3,544	8.73	181	40,577	1,996	1,548	56.32	43.68
12	30	15	4	16	3,544	8.73	182	40,577	1,956	1,588	55.19	44.81
8	28	15	6	15	3,543	8.73	183	40,577	1,916	1,627	54.08	45.92
2	14	15	7	17	3,542	8.73	184	40,577	1,825	1,717	51.52	48.48
7	10	15	6	16	3,542	8.73	185	40,577	2,012	1,530	56.80	43.20
10	1	15	5	17	3,541	8.73	186	40,577	2,078	1,463	58.68	41.32
9	4	15	6	14	3,540	8.72	187	40,577	1,886	1,654	53.28	46.72
6	19	15	6	17	3,539	8.72	188	40,577	2,042	1,497	57.70	42.30
10	15	15	5	17	3,539	8.72	189	40,577	2,084	1,455	58.89	41.11
12	22	15	3	13	3,539	8.72	190	40,577	1,930	1,609	54.54	45.46
10	20	15	3	16	3,537	8.72	191	40,577	2,056	1,481	58.13	41.87
10	30	15	6	14	3,537	8.72	192	40,577	2,018	1,519	57.05	42.95
2	28	15	7	15	3,536	8.71	193	40,577	1,871	1,665	52.91	47.09
10	30	15	6	18	3,535	8.71	194	40,577	2,035	1,500	57.57	42.43
7	24	15	6	17	3,533	8.71	195	40,577	2,040	1,493	57.74	42.26
1	9	15	6	17	3,532	8.70	196	40,577	2,043	1,489	57.84	42.16
4	16	15	5	18	3,532	8.70	197	40,577	2,131	1,401	60.33	39.67
10	16	15	6	14	3,530	8.70	198	40,577	1,891	1,639	53.57	46.43
1	23	15	6	17	3,528	8.69	199	40,577	2,024	1,504	57.37	42.63
3	14	15	7	15	3,528	8.69	200	40,577	1,844	1,684	52.27	47.73



AADT= 12191 K 30 FACTOR= 11.85 K 100 FACTOR= 10.79 K 200 FACTOR= 10.07 D 30 FACTOR= 60.42



MO	DY	YR	DAY OF WK	HR	HR VOL	PERCENT OF AADT	HOUR NUMBER	AADT	NORTH VOLUME	SOUTH VOLUME	PERCENT NORTH IS OF TOTAL VOLUME	PERCENT SOUTH IS OF TOTAL VOLUME
7	19	15	1	14	1,696	13.91	1	12,191	749	947	44.16	55.84
7	18	15	7	11	1,634	13.40	2	12,191	1,144	490	70.01	29.99
7	19	15	1	15	1,632	13.39	3	12,191	639	993	39.15	60.85
7	19	15	1	16	1,588	13.03	4	12,191	613	975	38.60	61.40
7	18	15	7	17	1,586	13.01	5	12,191	695	891	43.82	56.18
7	17	15	6	16	1,583	12.98	6	12,191	785	798	49.59	50.41
7	5	15	1	14	1,578	12.94	7	12,191	614	964	38.91	61.09
7	18	15	7	15	1,578	12.94	8	12,191	870	708	55.13	44.87
7	19	15	1	12	1,566	12.85	9	12,191	911	655	58.17	41.83
7	18	15	7	13	1,542	12.65	10	12,191	970	572	62.91	37.09
7	17	15	6	15	1,540	12.63	11	12,191	798	742	51.82	48.18
8	16	15	1	15	1,523	12.49	12	12,191	751	772	49.31	50.69
8	1	15	7	15	1,513	12.41	13	12,191	856	657	56.58	43.42
8	2	15	1	13	1,499	12.30	14	12,191	646	853	43.10	56.90

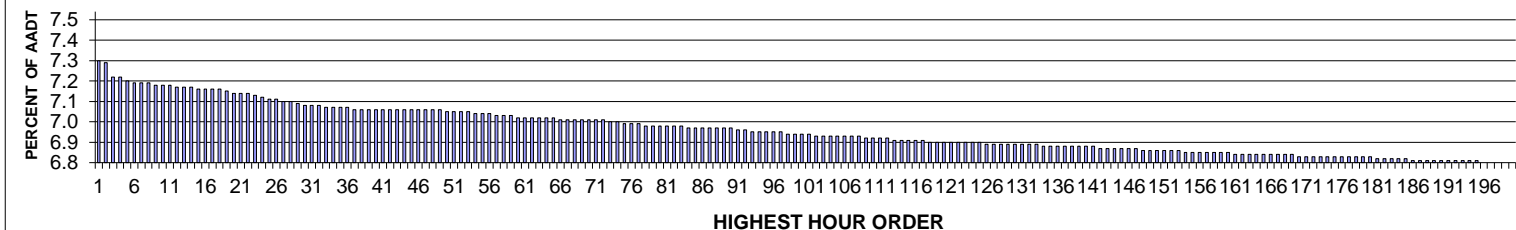
MO	DY	YR	DAY OF WK	HR	HR VOL	PERCENT OF AADT	HOUR NUMBER	AADT	NORTH VOLUME	SOUTH VOLUME	PERCENT NORTH IS OF TOTAL VOLUME	PERCENT SOUTH IS OF TOTAL VOLUME
7	17	15	6	17	1,495	12.26	15	12,191	729	766	48.76	51.24
7	18	15	7	14	1,491	12.23	16	12,191	816	675	54.73	45.27
7	18	15	7	12	1,489	12.21	17	12,191	991	498	66.55	33.45
8	2	15	1	14	1,489	12.21	18	12,191	630	859	42.31	57.69
8	2	15	1	16	1,489	12.21	19	12,191	645	844	43.32	56.68
7	3	15	6	15	1,482	12.16	20	12,191	870	612	58.70	41.30
7	18	15	7	18	1,480	12.14	21	12,191	551	929	37.23	62.77
8	23	15	1	15	1,478	12.12	22	12,191	656	822	44.38	55.62
8	2	15	1	17	1,474	12.09	23	12,191	559	915	37.92	62.08
7	19	15	1	13	1,466	12.03	24	12,191	706	760	48.16	51.84
7	26	15	1	15	1,463	12.00	25	12,191	604	859	41.29	58.71
7	5	15	1	13	1,462	11.99	26	12,191	590	872	40.36	59.64
8	23	15	1	14	1,461	11.98	27	12,191	547	914	37.44	62.56
7	26	15	1	14	1,455	11.94	28	12,191	599	856	41.17	58.83
7	5	15	1	15	1,449	11.89	29	12,191	590	859	40.72	59.28
8	1	15	7	12	1,445	11.85	30	12,191	873	572	60.42	39.58
8	2	15	1	15	1,435	11.77	31	12,191	562	873	39.16	60.84
7	19	15	1	17	1,434	11.76	32	12,191	515	919	35.91	64.09
8	2	15	1	12	1,430	11.73	33	12,191	643	787	44.97	55.03
7	17	15	6	14	1,423	11.67	34	12,191	755	668	53.06	46.94
7	3	15	6	16	1,422	11.66	35	12,191	833	589	58.58	41.42
7	31	15	6	18	1,420	11.65	36	12,191	807	613	56.83	43.17
8	16	15	1	16	1,420	11.65	37	12,191	589	831	41.48	58.52
8	22	15	7	12	1,419	11.64	38	12,191	847	572	59.69	40.31
8	1	15	7	16	1,417	11.62	39	12,191	712	705	50.25	49.75
7	17	15	6	11	1,416	11.62	40	12,191	950	466	67.09	32.91
7	19	15	1	18	1,416	11.62	41	12,191	455	961	32.13	67.87
7	5	15	1	12	1,415	11.61	42	12,191	550	865	38.87	61.13
7	18	15	7	16	1,409	11.56	43	12,191	632	777	44.85	55.15
8	9	15	1	14	1,409	11.56	44	12,191	597	812	42.37	57.63
8	23	15	1	13	1,408	11.55	45	12,191	623	785	44.25	55.75
7	17	15	6	12	1,407	11.54	46	12,191	899	508	63.89	36.11
8	15	15	7	13	1,405	11.52	47	12,191	787	618	56.01	43.99
9	5	15	7	12	1,400	11.48	48	12,191	860	540	61.43	38.57
8	22	15	7	14	1,399	11.48	49	12,191	771	628	55.11	44.89
8	23	15	1	16	1,397	11.46	50	12,191	546	851	39.08	60.92
7	17	15	6	18	1,395	11.44	51	12,191	614	781	44.01	55.99
8	1	15	7	14	1,391	11.41	52	12,191	820	571	58.95	41.05
8	16	15	1	14	1,390	11.40	53	12,191	517	873	37.19	62.81
7	3	15	6	11	1,384	11.35	54	12,191	920	464	66.47	33.53
5	25	15	2	14	1,382	11.34	55	12,191	498	884	36.03	63.97
7	3	15	6	14	1,382	11.34	56	12,191	797	585	57.67	42.33
7	12	15	1	14	1,380	11.32	57	12,191	559	821	40.51	59.49
8	23	15	1	17	1,380	11.32	58	12,191	565	815	40.94	59.06
7	31	15	6	15	1,377	11.30	59	12,191	768	609	55.77	44.23
9	5	15	7	15	1,377	11.30	60	12,191	857	520	62.24	37.76
8	2	15	1	18	1,376	11.29	61	12,191	483	893	35.10	64.90
8	23	15	1	12	1,372	11.25	62	12,191	613	759	44.68	55.32
8	8	15	7	16	1,369	11.23	63	12,191	728	641	53.18	46.82

MO	DY	YR	DAY OF WK	HR	HR VOL	PERCENT OF AADT	HOUR NUMBER	AADT	NORTH VOLUME	SOUTH VOLUME	PERCENT NORTH IS OF TOTAL VOLUME	PERCENT SOUTH IS OF TOTAL VOLUME
8	15	15	7	14	1,367	11.21	64	12,191	761	606	55.67	44.33
9	5	15	7	11	1,367	11.21	65	12,191	860	507	62.91	37.09
9	5	15	7	14	1,364	11.19	66	12,191	810	554	59.38	40.62
7	3	15	6	12	1,360	11.16	67	12,191	853	507	62.72	37.28
9	5	15	7	13	1,357	11.13	68	12,191	851	506	62.71	37.29
8	16	15	1	18	1,349	11.07	69	12,191	537	812	39.81	60.19
6	6	15	7	12	1,345	11.03	70	12,191	843	502	62.68	37.32
8	8	15	7	15	1,345	11.03	71	12,191	696	649	51.75	48.25
8	16	15	1	17	1,345	11.03	72	12,191	576	769	42.83	57.17
6	28	15	1	14	1,344	11.02	73	12,191	570	774	42.41	57.59
8	7	15	6	14	1,340	10.99	74	12,191	641	699	47.84	52.16
8	9	15	1	17	1,340	10.99	75	12,191	622	718	46.42	53.58
6	21	15	1	14	1,339	10.98	76	12,191	629	710	46.98	53.02
8	1	15	7	11	1,339	10.98	77	12,191	841	498	62.81	37.19
9	7	15	2	14	1,339	10.98	78	12,191	509	830	38.01	61.99
7	19	15	1	11	1,338	10.98	79	12,191	773	565	57.77	42.23
8	16	15	1	12	1,337	10.97	80	12,191	598	739	44.73	55.27
8	9	15	1	15	1,335	10.95	81	12,191	629	706	47.12	52.88
6	28	15	1	15	1,333	10.93	82	12,191	546	787	40.96	59.04
8	22	15	7	11	1,332	10.93	83	12,191	772	560	57.96	42.04
6	7	15	1	16	1,330	10.91	84	12,191	505	825	37.97	62.03
6	27	15	7	14	1,330	10.91	85	12,191	746	584	56.09	43.91
5	25	15	2	12	1,327	10.89	86	12,191	518	809	39.04	60.96
7	3	15	6	17	1,325	10.87	87	12,191	750	575	56.60	43.40
7	19	15	1	19	1,325	10.87	88	12,191	402	923	30.34	69.66
9	13	15	1	15	1,325	10.87	89	12,191	536	789	40.45	59.55
7	24	15	6	16	1,324	10.86	90	12,191	743	581	56.12	43.88
7	17	15	6	13	1,323	10.85	91	12,191	798	525	60.32	39.68
8	9	15	1	13	1,320	10.83	92	12,191	593	727	44.92	55.08
7	24	15	6	14	1,319	10.82	93	12,191	640	679	48.52	51.48
7	24	15	6	18	1,319	10.82	94	12,191	739	580	56.03	43.97
8	13	15	5	15	1,318	10.81	95	12,191	728	590	55.24	44.76
8	23	15	1	18	1,318	10.81	96	12,191	459	859	34.83	65.17
7	26	15	1	12	1,316	10.79	97	12,191	552	764	41.95	58.05
7	31	15	6	16	1,316	10.79	98	12,191	712	604	54.10	45.90
8	21	15	6	16	1,316	10.79	99	12,191	744	572	56.53	43.47
7	18	15	7	10	1,315	10.79	100	12,191	865	450	65.78	34.22
8	16	15	1	13	1,315	10.79	101	12,191	589	726	44.79	55.21
7	12	15	1	15	1,314	10.78	102	12,191	587	727	44.67	55.33
8	14	15	6	16	1,314	10.78	103	12,191	729	585	55.48	44.52
8	7	15	6	18	1,312	10.76	104	12,191	646	666	49.24	50.76
8	8	15	7	14	1,312	10.76	105	12,191	686	626	52.29	47.71
5	25	15	2	13	1,310	10.75	106	12,191	501	809	38.24	61.76
7	25	15	7	12	1,309	10.74	107	12,191	788	521	60.20	39.80
8	1	15	7	18	1,309	10.74	108	12,191	531	778	40.57	59.43
8	7	15	6	16	1,309	10.74	109	12,191	754	555	57.60	42.40
9	4	15	6	17	1,309	10.74	110	12,191	702	607	53.63	46.37
7	5	15	1	16	1,306	10.71	111	12,191	559	747	42.80	57.20
7	25	15	7	17	1,306	10.71	112	12,191	612	694	46.86	53.14

MO	DY	YR	DAY OF WK	HR	HR VOL	PERCENT OF AADT	HOUR NUMBER	AADT	NORTH VOLUME	SOUTH VOLUME	PERCENT NORTH IS OF TOTAL VOLUME	PERCENT SOUTH IS OF TOTAL VOLUME
7	26	15	1	13	1,306	10.71	113	12,191	498	808	38.13	61.87
8	28	15	6	15	1,306	10.71	114	12,191	709	597	54.29	45.71
8	9	15	1	12	1,304	10.70	115	12,191	569	735	43.63	56.37
7	3	15	6	13	1,303	10.69	116	12,191	751	552	57.64	42.36
8	9	15	1	16	1,301	10.67	117	12,191	582	719	44.73	55.27
7	2	15	5	18	1,299	10.66	118	12,191	761	538	58.58	41.42
7	11	15	7	14	1,298	10.65	119	12,191	706	592	54.39	45.61
7	16	15	5	16	1,297	10.64	120	12,191	723	574	55.74	44.26
8	14	15	6	15	1,296	10.63	121	12,191	656	640	50.62	49.38
8	21	15	6	14	1,296	10.63	122	12,191	689	607	53.16	46.84
8	1	15	7	17	1,294	10.61	123	12,191	607	687	46.91	53.09
6	27	15	7	12	1,292	10.60	124	12,191	763	529	59.06	40.94
8	1	15	7	13	1,292	10.60	125	12,191	777	515	60.14	39.86
9	5	15	7	16	1,292	10.60	126	12,191	754	538	58.36	41.64
6	27	15	7	11	1,291	10.59	127	12,191	738	553	57.16	42.84
7	25	15	7	11	1,291	10.59	128	12,191	679	612	52.59	47.41
8	22	15	7	16	1,291	10.59	129	12,191	671	620	51.98	48.02
8	17	15	2	16	1,290	10.58	130	12,191	787	503	61.01	38.99
8	28	15	6	14	1,288	10.57	131	12,191	679	609	52.72	47.28
7	12	15	1	17	1,286	10.55	132	12,191	509	777	39.58	60.42
9	4	15	6	18	1,286	10.55	133	12,191	677	609	52.64	47.36
7	18	15	7	19	1,285	10.54	134	12,191	395	890	30.74	69.26
8	15	15	7	15	1,285	10.54	135	12,191	758	527	58.99	41.01
6	20	15	7	15	1,284	10.53	136	12,191	755	529	58.80	41.20
9	7	15	2	15	1,284	10.53	137	12,191	523	761	40.73	59.27
7	31	15	6	13	1,283	10.52	138	12,191	686	597	53.47	46.53
8	8	15	7	13	1,283	10.52	139	12,191	718	565	55.96	44.04
7	23	15	5	16	1,282	10.52	140	12,191	726	556	56.63	43.37
7	10	15	6	14	1,280	10.50	141	12,191	678	602	52.97	47.03
7	31	15	6	14	1,280	10.50	142	12,191	628	652	49.06	50.94
6	21	15	1	15	1,277	10.47	143	12,191	589	688	46.12	53.88
8	13	15	5	17	1,275	10.46	144	12,191	688	587	53.96	46.04
9	12	15	7	15	1,275	10.46	145	12,191	689	586	54.04	45.96
8	15	15	7	16	1,273	10.44	146	12,191	726	547	57.03	42.97
5	24	15	1	17	1,271	10.43	147	12,191	461	810	36.27	63.73
7	5	15	1	17	1,270	10.42	148	12,191	466	804	36.69	63.31
7	25	15	7	14	1,270	10.42	149	12,191	694	576	54.65	45.35
8	21	15	6	18	1,267	10.39	150	12,191	666	601	52.57	47.43
5	24	15	1	13	1,266	10.38	151	12,191	645	621	50.95	49.05
8	21	15	6	15	1,266	10.38	152	12,191	711	555	56.16	43.84
7	12	15	1	18	1,265	10.38	153	12,191	495	770	39.13	60.87
7	29	15	4	17	1,265	10.38	154	12,191	708	557	55.97	44.03
7	10	15	6	15	1,264	10.37	155	12,191	659	605	52.14	47.86
7	2	15	5	14	1,263	10.36	156	12,191	664	599	52.57	47.43
8	7	15	6	15	1,261	10.34	157	12,191	680	581	53.93	46.07
7	26	15	1	16	1,260	10.34	158	12,191	556	704	44.13	55.87
8	9	15	1	18	1,260	10.34	159	12,191	529	731	41.98	58.02
5	23	15	7	13	1,258	10.32	160	12,191	808	450	64.23	35.77
6	14	15	1	14	1,258	10.32	161	12,191	559	699	44.44	55.56

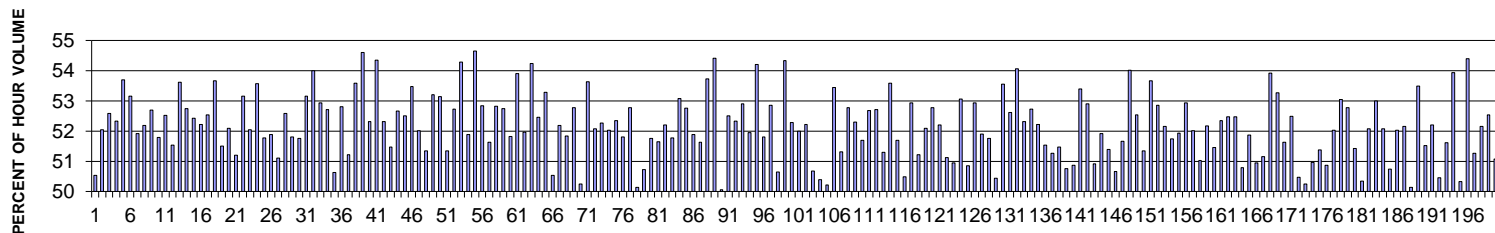
MO	DY	YR	DAY OF WK	HR	HR VOL	PERCENT OF AADT	HOUR NUMBER	AADT	NORTH VOLUME	SOUTH VOLUME	PERCENT NORTH IS OF TOTAL VOLUME	PERCENT SOUTH IS OF TOTAL VOLUME
7	11	15	7	15	1,258	10.32	162	12,191	702	556	55.80	44.20
8	21	15	6	13	1,258	10.32	163	12,191	691	567	54.93	45.07
9	7	15	2	13	1,258	10.32	164	12,191	533	725	42.37	57.63
5	23	15	7	12	1,257	10.31	165	12,191	827	430	65.79	34.21
6	28	15	1	13	1,257	10.31	166	12,191	546	711	43.44	56.56
7	26	15	1	17	1,257	10.31	167	12,191	543	714	43.20	56.80
8	23	15	1	11	1,257	10.31	168	12,191	568	689	45.19	54.81
8	22	15	7	13	1,256	10.30	169	12,191	731	525	58.20	41.80
7	24	15	6	15	1,254	10.29	170	12,191	672	582	53.59	46.41
8	15	15	7	12	1,254	10.29	171	12,191	683	571	54.47	45.53
9	12	15	7	16	1,254	10.29	172	12,191	664	590	52.95	47.05
8	22	15	7	15	1,253	10.28	173	12,191	708	545	56.50	43.50
5	24	15	1	14	1,252	10.27	174	12,191	641	611	51.20	48.80
7	25	15	7	15	1,250	10.25	175	12,191	695	555	55.60	44.40
5	22	15	6	16	1,248	10.24	176	12,191	678	570	54.33	45.67
6	27	15	7	15	1,246	10.22	177	12,191	714	532	57.30	42.70
8	15	15	7	11	1,246	10.22	178	12,191	654	592	52.49	47.51
6	7	15	1	14	1,243	10.20	179	12,191	522	721	42.00	58.00
7	10	15	6	16	1,243	10.20	180	12,191	708	535	56.96	43.04
8	14	15	6	14	1,243	10.20	181	12,191	558	685	44.89	55.11
8	30	15	1	14	1,243	10.20	182	12,191	575	668	46.26	53.74
4	18	15	7	12	1,241	10.18	183	12,191	748	493	60.27	39.73
5	9	15	7	15	1,241	10.18	184	12,191	624	617	50.28	49.72
6	26	15	6	16	1,241	10.18	185	12,191	697	544	56.16	43.84
8	20	15	5	16	1,241	10.18	186	12,191	713	528	57.45	42.55
8	7	15	6	17	1,240	10.17	187	12,191	702	538	56.61	43.39
8	22	15	7	17	1,239	10.16	188	12,191	589	650	47.54	52.46
9	6	15	1	13	1,237	10.15	189	12,191	625	612	50.53	49.47
7	31	15	6	17	1,235	10.13	190	12,191	795	440	64.37	35.63
9	7	15	2	12	1,235	10.13	191	12,191	561	674	45.43	54.57
5	8	15	6	17	1,234	10.12	192	12,191	681	553	55.19	44.81
6	28	15	1	16	1,234	10.12	193	12,191	540	694	43.76	56.24
7	10	15	6	18	1,234	10.12	194	12,191	667	567	54.05	45.95
7	17	15	6	19	1,233	10.11	195	12,191	511	722	41.44	58.56
7	24	15	6	17	1,232	10.11	196	12,191	700	532	56.82	43.18
9	4	15	6	16	1,232	10.11	197	12,191	721	511	58.52	41.48
8	8	15	7	17	1,231	10.10	198	12,191	546	685	44.35	55.65
7	3	15	6	18	1,229	10.08	199	12,191	634	595	51.59	48.41
8	8	15	7	11	1,228	10.07	200	12,191	694	534	56.51	43.49

**SR 005 MP 131.18 TACOMA/48TH ST ADC SITE R034
K FOR PEAK 200 HOURS OF 2015**



AADT= 197418 K 30 FACTOR= 7.04 K 100 FACTOR= 6.90 K 200 FACTOR= 6.76 D 30 FACTOR= 51.75

**SR 005 MP 131.18 TACOMA/48TH ST ADC SITE R034
D % IN THE PEAK 200 HOURS OF 2015**



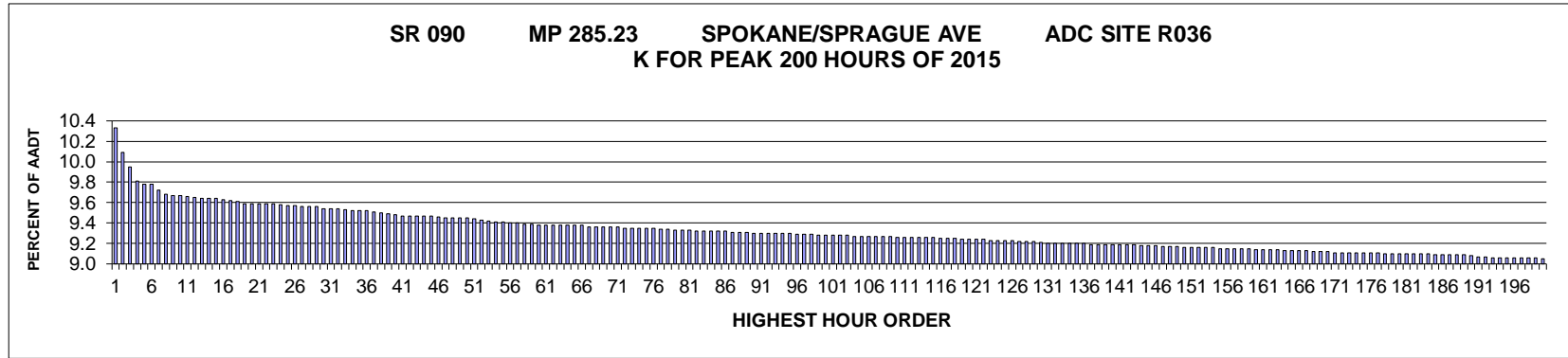
MO	DY	YR	DAY OF WK	HR	HR VOL	PERCENT OF AADT	HOUR NUMBER	AADT	NORTH VOLUME	SOUTH VOLUME	PERCENT NORTH IS OF TOTAL VOLUME	PERCENT SOUTH IS OF TOTAL VOLUME
3	13	15	6	16	14,335	7.26	1	197,418	7,091	7,244	49.47	50.53
3	19	15	5	16	14,317	7.25	2	197,418	6,866	7,451	47.96	52.04
1	9	15	6	16	14,177	7.18	3	197,418	6,722	7,455	47.41	52.59
1	16	15	6	15	14,169	7.18	4	197,418	6,754	7,415	47.67	52.33
5	12	15	3	16	14,142	7.16	5	197,418	6,548	7,594	46.30	53.70
3	18	15	4	16	14,116	7.15	6	197,418	6,614	7,502	46.85	53.15
3	18	15	4	17	14,109	7.15	7	197,418	6,784	7,325	48.08	51.92
5	20	15	4	17	14,107	7.15	8	197,418	6,745	7,362	47.81	52.19
3	12	15	5	17	14,099	7.14	9	197,418	6,669	7,430	47.30	52.70
2	11	15	4	17	14,091	7.14	10	197,418	6,793	7,298	48.21	51.79
3	5	15	5	17	14,086	7.14	11	197,418	6,688	7,398	47.48	52.52
2	10	15	3	17	14,083	7.13	12	197,418	6,826	7,257	48.47	51.53
3	5	15	5	16	14,070	7.13	13	197,418	6,525	7,545	46.38	53.62
5	20	15	4	16	14,069	7.13	14	197,418	6,647	7,422	47.25	52.75

MO	DY	YR	DAY OF WK	HR	HR VOL	PERCENT OF AADT	HOUR NUMBER	AADT	NORTH VOLUME	SOUTH VOLUME	PERCENT NORTH IS OF TOTAL VOLUME	PERCENT SOUTH IS OF TOTAL VOLUME	
	3	19	15	5	17	14,066	7.12	15	197,418	6,691	7,375	47.57	52.43
	2	18	15	4	17	14,064	7.12	16	197,418	6,720	7,344	47.78	52.22
	6	3	15	4	16	14,057	7.12	17	197,418	6,672	7,385	47.46	52.54
	3	12	15	5	16	14,056	7.12	18	197,418	6,514	7,542	46.34	53.66
	1	30	15	6	15	14,030	7.11	19	197,418	6,804	7,226	48.50	51.50
	6	3	15	4	17	14,024	7.10	20	197,418	6,719	7,305	47.91	52.09
	8	31	15	2	16	14,022	7.10	21	197,418	6,843	7,179	48.80	51.20
	5	11	15	2	16	14,007	7.10	22	197,418	6,561	7,446	46.84	53.16
	1	21	15	4	17	13,988	7.09	23	197,418	6,707	7,281	47.95	52.05
	2	11	15	4	16	13,977	7.08	24	197,418	6,490	7,487	46.43	53.57
	2	20	15	6	16	13,965	7.07	25	197,418	6,736	7,229	48.23	51.77
	5	18	15	2	17	13,954	7.07	26	197,418	6,713	7,241	48.11	51.89
	3	13	15	6	14	13,944	7.06	27	197,418	6,817	7,127	48.89	51.11
	5	19	15	3	17	13,929	7.06	28	197,418	6,604	7,325	47.41	52.59
	5	18	15	2	16	13,915	7.05	29	197,418	6,707	7,208	48.20	51.80
	2	20	15	6	15	13,905	7.04	30	197,418	6,709	7,196	48.25	51.75
	2	26	15	5	16	13,892	7.04	31	197,418	6,509	7,383	46.85	53.15
	3	11	15	4	16	13,892	7.04	32	197,418	6,390	7,502	46.00	54.00
	5	27	15	4	16	13,886	7.03	33	197,418	6,536	7,350	47.07	52.93
	2	18	15	4	16	13,884	7.03	34	197,418	6,566	7,318	47.29	52.71
	3	13	15	6	15	13,882	7.03	35	197,418	6,854	7,028	49.37	50.63
	2	19	15	5	17	13,872	7.03	36	197,418	6,547	7,325	47.20	52.80
	3	13	15	6	18	13,867	7.02	37	197,418	6,764	7,103	48.78	51.22
	1	14	15	4	16	13,863	7.02	38	197,418	6,435	7,428	46.42	53.58
	1	8	15	5	16	13,862	7.02	39	197,418	6,292	7,570	45.39	54.61
	5	28	15	5	17	13,860	7.02	40	197,418	6,610	7,250	47.69	52.31
	2	9	15	2	16	13,859	7.02	41	197,418	6,328	7,531	45.66	54.34
	2	17	15	3	16	13,858	7.02	42	197,418	6,607	7,251	47.68	52.32
	5	12	15	3	17	13,858	7.02	43	197,418	6,725	7,133	48.53	51.47
	2	19	15	5	16	13,857	7.02	44	197,418	6,559	7,298	47.33	52.67
	1	16	15	6	16	13,855	7.02	45	197,418	6,581	7,274	47.50	52.50
	3	4	15	4	16	13,855	7.02	46	197,418	6,445	7,410	46.52	53.48
	3	10	15	3	17	13,854	7.02	47	197,418	6,649	7,205	47.99	52.01
	2	13	15	6	16	13,853	7.02	48	197,418	6,740	7,113	48.65	51.35
	1	8	15	5	17	13,849	7.02	49	197,418	6,482	7,367	46.80	53.20
	2	9	15	2	17	13,848	7.01	50	197,418	6,489	7,359	46.86	53.14
	5	26	15	3	18	13,848	7.01	51	197,418	6,738	7,110	48.66	51.34
	1	12	15	2	17	13,831	7.01	52	197,418	6,538	7,293	47.27	52.73
	2	10	15	3	16	13,830	7.01	53	197,418	6,323	7,507	45.72	54.28
	3	6	15	6	15	13,813	7.00	54	197,418	6,647	7,166	48.12	51.88
	1	21	15	4	16	13,811	7.00	55	197,418	6,263	7,548	45.35	54.65
	5	11	15	2	17	13,811	7.00	56	197,418	6,513	7,298	47.16	52.84
	3	13	15	6	17	13,809	6.99	57	197,418	6,680	7,129	48.37	51.63
	5	26	15	3	16	13,797	6.99	58	197,418	6,509	7,288	47.18	52.82
12	16	15	4	16	13,795	6.99	59	197,418	6,519	7,276	47.26	52.74	
	3	6	15	6	14	13,784	6.98	60	197,418	6,641	7,143	48.18	51.82
	5	19	15	3	16	13,784	6.98	61	197,418	6,353	7,431	46.09	53.91
	6	3	15	4	18	13,781	6.98	62	197,418	6,620	7,161	48.04	51.96
	3	10	15	3	16	13,779	6.98	63	197,418	6,306	7,473	45.77	54.23

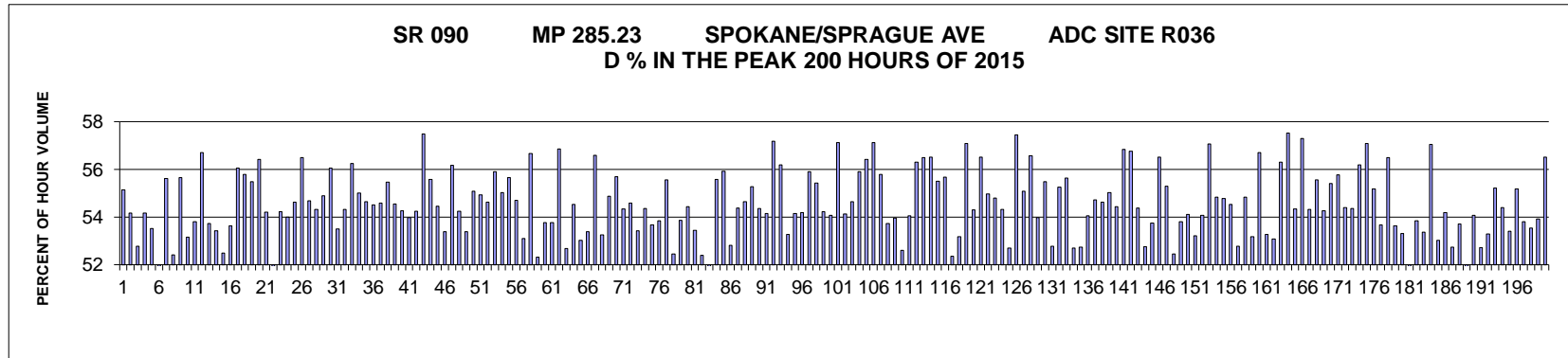
MO	DY	YR	DAY OF WK	HR	HR VOL	PERCENT OF AADT	HOUR NUMBER	AADT	NORTH VOLUME	SOUTH VOLUME	PERCENT NORTH IS OF TOTAL VOLUME	PERCENT SOUTH IS OF TOTAL VOLUME	
	1	14	15	4	17	13,778	6.98	64	197,418	6,550	7,228	47.54	52.46
	8	31	15	2	17	13,771	6.98	65	197,418	6,433	7,338	46.71	53.29
	5	15	15	6	14	13,767	6.97	66	197,418	6,809	6,958	49.46	50.54
	3	11	15	4	17	13,760	6.97	67	197,418	6,579	7,181	47.81	52.19
	3	5	15	5	18	13,756	6.97	68	197,418	6,625	7,131	48.16	51.84
	1	9	15	6	15	13,755	6.97	69	197,418	6,497	7,258	47.23	52.77
	8	28	15	6	12	13,753	6.97	70	197,418	6,842	6,911	49.75	50.25
	3	3	15	3	16	13,752	6.97	71	197,418	6,376	7,376	46.36	53.64
	6	24	15	4	16	13,751	6.97	72	197,418	6,591	7,160	47.93	52.07
	3	4	15	4	17	13,743	6.96	73	197,418	6,561	7,182	47.74	52.26
	2	13	15	6	17	13,742	6.96	74	197,418	6,593	7,149	47.98	52.02
	2	24	15	3	17	13,729	6.95	75	197,418	6,542	7,187	47.65	52.35
	3	26	15	5	16	13,727	6.95	76	197,418	6,616	7,111	48.20	51.80
	7	22	15	4	16	13,717	6.95	77	197,418	6,477	7,240	47.22	52.78
	3	28	15	7	12	13,708	6.94	78	197,418	6,835	6,873	49.86	50.14
	5	15	15	6	15	13,708	6.94	79	197,418	6,755	6,953	49.28	50.72
	3	6	15	6	17	13,707	6.94	80	197,418	6,612	7,095	48.24	51.76
	5	27	15	4	17	13,705	6.94	81	197,418	6,628	7,077	48.36	51.64
	1	30	15	6	16	13,697	6.94	82	197,418	6,547	7,150	47.80	52.20
	3	13	15	6	13	13,692	6.94	83	197,418	6,602	7,090	48.22	51.78
	1	29	15	5	16	13,687	6.93	84	197,418	6,423	7,264	46.93	53.07
	2	24	15	3	16	13,682	6.93	85	197,418	6,464	7,218	47.24	52.76
	2	20	15	6	14	13,679	6.93	86	197,418	6,583	7,096	48.12	51.88
	6	1	15	2	17	13,679	6.93	87	197,418	6,617	7,062	48.37	51.63
	1	7	15	4	17	13,677	6.93	88	197,418	6,328	7,349	46.27	53.73
	1	27	15	3	16	13,677	6.93	89	197,418	6,236	7,441	45.59	54.41
	2	14	15	7	12	13,675	6.93	90	197,418	6,829	6,846	49.94	50.06
	1	13	15	3	17	13,666	6.92	91	197,418	6,491	7,175	47.50	52.50
	2	19	15	5	18	13,665	6.92	92	197,418	6,514	7,151	47.67	52.33
	6	2	15	3	16	13,648	6.91	93	197,418	6,428	7,220	47.10	52.90
	2	13	15	6	13	13,646	6.91	94	197,418	6,558	7,088	48.06	51.94
	1	6	15	3	16	13,644	6.91	95	197,418	6,247	7,397	45.79	54.21
	5	27	15	4	18	13,642	6.91	96	197,418	6,576	7,066	48.20	51.80
	1	16	15	6	17	13,637	6.91	97	197,418	6,430	7,207	47.15	52.85
	6	18	15	5	16	13,627	6.90	98	197,418	6,725	6,902	49.35	50.65
	1	7	15	4	16	13,623	6.90	99	197,418	6,222	7,401	45.67	54.33
	5	20	15	4	18	13,618	6.90	100	197,418	6,499	7,119	47.72	52.28
	6	10	15	4	16	13,616	6.90	101	197,418	6,536	7,080	48.00	52.00
	5	28	15	5	16	13,600	6.89	102	197,418	6,498	7,102	47.78	52.22
	2	20	15	6	17	13,599	6.89	103	197,418	6,708	6,891	49.33	50.67
	3	21	15	7	13	13,599	6.89	104	197,418	6,853	6,746	50.39	49.61
	2	28	15	7	12	13,595	6.89	105	197,418	6,828	6,767	50.22	49.78
	11	18	15	4	16	13,595	6.89	106	197,418	6,330	7,265	46.56	53.44
	8	28	15	6	13	13,594	6.89	107	197,418	6,618	6,976	48.68	51.32
	3	9	15	2	17	13,593	6.89	108	197,418	6,418	7,175	47.22	52.78
	3	18	15	4	18	13,589	6.88	109	197,418	6,482	7,107	47.70	52.30
	7	9	15	5	16	13,582	6.88	110	197,418	6,560	7,022	48.30	51.70
	3	10	15	3	18	13,579	6.88	111	197,418	6,425	7,154	47.32	52.68
	12	31	15	5	13	13,575	6.88	112	197,418	6,420	7,155	47.29	52.71

MO	DY	YR	DAY OF WK	HR	HR VOL	PERCENT OF AADT	HOUR NUMBER	AADT	NORTH VOLUME	SOUTH VOLUME	PERCENT NORTH IS OF TOTAL VOLUME	PERCENT SOUTH IS OF TOTAL VOLUME	
	6	15	15	2	17	13,568	6.87	113	197,418	6,609	6,959	48.71	51.29
	11	10	15	3	16	13,566	6.87	114	197,418	6,297	7,269	46.42	53.58
	6	24	15	4	17	13,564	6.87	115	197,418	6,551	7,013	48.30	51.70
	3	28	15	7	13	13,562	6.87	116	197,418	6,846	6,716	50.48	49.52
	7	7	15	3	17	13,562	6.87	117	197,418	6,384	7,178	47.07	52.93
	5	15	15	6	16	13,551	6.86	118	197,418	6,612	6,939	48.79	51.21
	2	17	15	3	17	13,549	6.86	119	197,418	6,491	7,058	47.91	52.09
	1	28	15	4	17	13,548	6.86	120	197,418	6,398	7,150	47.22	52.78
	3	19	15	5	18	13,545	6.86	121	197,418	6,473	7,072	47.79	52.21
	6	9	15	3	17	13,536	6.86	122	197,418	6,617	6,919	48.88	51.12
	3	7	15	7	13	13,535	6.86	123	197,418	6,640	6,895	49.06	50.94
	5	20	15	4	15	13,535	6.86	124	197,418	6,353	7,182	46.94	53.06
	6	18	15	5	17	13,535	6.86	125	197,418	6,882	6,653	50.85	49.15
	8	4	15	3	17	13,529	6.85	126	197,418	6,368	7,161	47.07	52.93
	6	11	15	5	17	13,528	6.85	127	197,418	6,507	7,021	48.10	51.90
	8	20	15	5	18	13,525	6.85	128	197,418	6,525	7,000	48.24	51.76
	3	20	15	6	15	13,521	6.85	129	197,418	6,701	6,820	49.56	50.44
	3	30	15	2	17	13,521	6.85	130	197,418	6,280	7,241	46.45	53.55
	12	3	15	5	16	13,521	6.85	131	197,418	6,406	7,115	47.38	52.62
	1	22	15	5	16	13,518	6.85	132	197,418	6,210	7,308	45.94	54.06
	3	17	15	3	17	13,515	6.85	133	197,418	6,445	7,070	47.69	52.31
	3	30	15	2	16	13,513	6.84	134	197,418	6,388	7,125	47.27	52.73
	3	17	15	3	18	13,511	6.84	135	197,418	6,455	7,056	47.78	52.22
	2	13	15	6	14	13,510	6.84	136	197,418	6,548	6,962	48.47	51.53
	3	20	15	6	16	13,506	6.84	137	197,418	6,582	6,924	48.73	51.27
	5	15	15	6	13	13,505	6.84	138	197,418	6,554	6,951	48.53	51.47
	8	15	15	7	11	13,502	6.84	139	197,418	6,853	6,649	50.76	49.24
	8	28	15	6	14	13,496	6.84	140	197,418	6,865	6,631	50.87	49.13
	1	16	15	6	14	13,495	6.84	141	197,418	6,290	7,205	46.61	53.39
	3	26	15	5	17	13,485	6.83	142	197,418	6,351	7,134	47.10	52.90
	5	28	15	5	18	13,482	6.83	143	197,418	6,618	6,864	49.09	50.91
	1	2	15	6	16	13,479	6.83	144	197,418	6,482	6,997	48.09	51.91
	7	14	15	3	17	13,478	6.83	145	197,418	6,551	6,927	48.61	51.39
	3	7	15	7	14	13,477	6.83	146	197,418	6,649	6,828	49.34	50.66
	7	28	15	3	17	13,477	6.83	147	197,418	6,515	6,962	48.34	51.66
	3	2	15	2	16	13,473	6.82	148	197,418	6,195	7,278	45.98	54.02
	8	27	15	5	17	13,473	6.82	149	197,418	6,396	7,077	47.47	52.53
	1	9	15	6	17	13,464	6.82	150	197,418	6,550	6,914	48.65	51.35
	7	27	15	2	17	13,462	6.82	151	197,418	6,237	7,225	46.33	53.67
	12	2	15	4	16	13,459	6.82	152	197,418	6,344	7,115	47.14	52.86
	6	22	15	2	17	13,456	6.82	153	197,418	6,437	7,019	47.84	52.16
	2	13	15	6	15	13,454	6.81	154	197,418	6,493	6,961	48.26	51.74
	6	10	15	4	17	13,446	6.81	155	197,418	6,464	6,982	48.07	51.93
	2	11	15	4	15	13,442	6.81	156	197,418	6,327	7,115	47.07	52.93
	2	20	15	6	18	13,442	6.81	157	197,418	6,451	6,991	47.99	52.01
	5	29	15	6	14	13,442	6.81	158	197,418	6,582	6,860	48.97	51.03
	6	1	15	2	16	13,439	6.81	159	197,418	6,428	7,011	47.83	52.17
	6	25	15	5	17	13,437	6.81	160	197,418	6,523	6,914	48.55	51.45
	1	30	15	6	14	13,433	6.80	161	197,418	6,401	7,032	47.65	52.35

MO	DY	YR	DAY OF WK	HR	HR VOL	PERCENT OF AADT	HOUR NUMBER	AADT	NORTH VOLUME	SOUTH VOLUME	PERCENT NORTH IS OF TOTAL VOLUME	PERCENT SOUTH IS OF TOTAL VOLUME
7	22	15	4	17	13,433	6.80	162	197,418	6,384	7,049	47.52	52.48
1	28	15	4	16	13,431	6.80	163	197,418	6,382	7,049	47.52	52.48
3	28	15	7	14	13,430	6.80	164	197,418	6,610	6,820	49.22	50.78
7	21	15	3	17	13,430	6.80	165	197,418	6,464	6,966	48.13	51.87
1	30	15	6	17	13,425	6.80	166	197,418	6,586	6,839	49.06	50.94
5	18	15	2	18	13,417	6.80	167	197,418	6,554	6,863	48.85	51.15
2	12	15	5	15	13,415	6.80	168	197,418	6,182	7,233	46.08	53.92
3	9	15	2	16	13,415	6.80	169	197,418	6,270	7,145	46.74	53.26
2	6	15	6	17	13,414	6.79	170	197,418	6,489	6,925	48.37	51.63
1	20	15	3	17	13,413	6.79	171	197,418	6,373	7,040	47.51	52.49
6	5	15	6	13	13,413	6.79	172	197,418	6,643	6,770	49.53	50.47
6	18	15	5	8	13,408	6.79	173	197,418	6,671	6,737	49.75	50.25
3	26	15	5	15	13,406	6.79	174	197,418	6,573	6,833	49.03	50.97
5	9	15	7	15	13,404	6.79	175	197,418	6,518	6,886	48.63	51.37
6	1	15	2	18	13,404	6.79	176	197,418	6,587	6,817	49.14	50.86
7	23	15	5	16	13,403	6.79	177	197,418	6,429	6,974	47.97	52.03
7	29	15	4	17	13,402	6.79	178	197,418	6,292	7,110	46.95	53.05
8	18	15	3	16	13,398	6.79	179	197,418	6,328	7,070	47.23	52.77
2	18	15	4	18	13,397	6.79	180	197,418	6,507	6,890	48.57	51.43
8	15	15	7	12	13,394	6.78	181	197,418	6,650	6,744	49.65	50.35
6	30	15	3	17	13,390	6.78	182	197,418	6,417	6,973	47.92	52.08
6	3	15	4	15	13,387	6.78	183	197,418	6,293	7,094	47.01	52.99
1	6	15	3	17	13,382	6.78	184	197,418	6,413	6,969	47.92	52.08
3	4	15	4	18	13,380	6.78	185	197,418	6,591	6,789	49.26	50.74
5	28	15	5	15	13,375	6.77	186	197,418	6,416	6,959	47.97	52.03
2	17	15	3	15	13,374	6.77	187	197,418	6,398	6,976	47.84	52.16
6	7	15	1	13	13,374	6.77	188	197,418	6,668	6,706	49.86	50.14
5	19	15	3	15	13,372	6.77	189	197,418	6,219	7,153	46.51	53.49
6	5	15	6	16	13,370	6.77	190	197,418	6,482	6,888	48.48	51.52
2	23	15	2	17	13,367	6.77	191	197,418	6,390	6,977	47.80	52.20
6	5	15	6	14	13,367	6.77	192	197,418	6,623	6,744	49.55	50.45
2	14	15	7	15	13,364	6.77	193	197,418	6,898	6,466	51.62	48.38
1	20	15	3	16	13,363	6.77	194	197,418	6,155	7,208	46.06	53.94
5	21	15	5	18	13,358	6.77	195	197,418	6,635	6,723	49.67	50.33
1	12	15	2	16	13,355	6.76	196	197,418	6,090	7,265	45.60	54.40
1	23	15	6	17	13,350	6.76	197	197,418	6,505	6,845	48.73	51.27
6	15	15	2	18	13,350	6.76	198	197,418	6,388	6,962	47.85	52.15
7	8	15	4	17	13,349	6.76	199	197,418	6,337	7,012	47.47	52.53
2	16	15	2	16	13,348	6.76	200	197,418	6,530	6,818	48.92	51.08



AADT= 117818 K 30 FACTOR= 9.54 K 100 FACTOR= 9.28 K 200 FACTOR= 9.05 D 30 FACTOR= 56.06



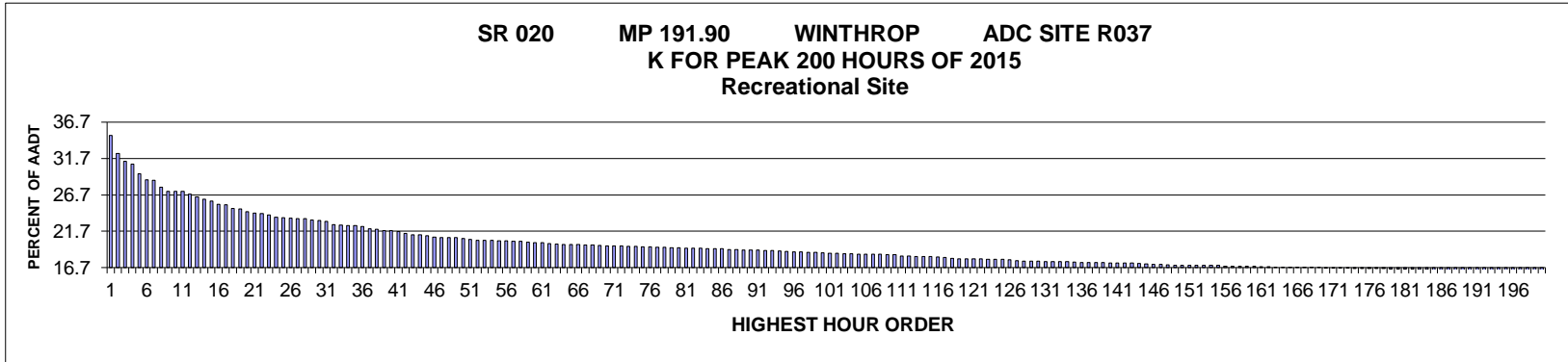
MO	DY	YR	DAY OF WK	HR	HR VOL	PERCENT OF AADT	HOUR NUMBER	AADT	EAST VOLUME	WEST VOLUME	PERCENT EAST IS OF TOTAL VOLUME	PERCENT WEST IS OF TOTAL VOLUME
10	30	15	6	18	12,170	10.33	1	117,818	5,459	6,711	44.86	55.14
9	3	15	5	17	11,882	10.09	2	117,818	6,436	5,446	54.17	45.83
4	24	15	6	17	11,725	9.95	3	117,818	6,188	5,537	52.78	47.22
9	18	15	6	17	11,554	9.81	4	117,818	6,258	5,296	54.16	45.84
9	30	15	4	17	11,524	9.78	5	117,818	6,167	5,357	53.51	46.49
5	15	15	6	17	11,521	9.78	6	117,818	5,948	5,573	51.63	48.37
9	16	15	4	17	11,448	9.72	7	117,818	6,366	5,082	55.61	44.39
5	1	15	6	17	11,407	9.68	8	117,818	5,979	5,428	52.42	47.58
4	23	15	5	17	11,394	9.67	9	117,818	6,342	5,052	55.66	44.34
10	30	15	6	17	11,392	9.67	10	117,818	6,056	5,336	53.16	46.84
3	13	15	6	17	11,382	9.66	11	117,818	6,123	5,259	53.80	46.20
3	5	15	5	17	11,365	9.65	12	117,818	6,444	4,921	56.70	43.30
3	6	15	6	17	11,362	9.64	13	117,818	6,104	5,258	53.72	46.28
10	2	15	6	17	11,358	9.64	14	117,818	6,067	5,291	53.42	46.58

MO	DY	YR	DAY OF WK	HR	HR VOL	PERCENT OF AADT	HOUR NUMBER	AADT	EAST VOLUME	WEST VOLUME	PERCENT EAST IS OF TOTAL VOLUME	PERCENT WEST IS OF TOTAL VOLUME
9	3	15	5	18	11,357	9.64	15	117,818	5,961	5,396	52.49	47.51
10	9	15	6	17	11,345	9.63	16	117,818	6,086	5,259	53.64	46.36
9	2	15	4	17	11,332	9.62	17	117,818	6,352	4,980	56.05	43.95
4	29	15	4	17	11,325	9.61	18	117,818	6,318	5,007	55.79	44.21
4	16	15	5	17	11,302	9.59	19	117,818	6,270	5,032	55.48	44.52
3	18	15	4	17	11,298	9.59	20	117,818	6,374	4,924	56.42	43.58
3	20	15	6	17	11,297	9.59	21	117,818	6,124	5,173	54.21	45.79
6	5	15	6	17	11,296	9.59	22	117,818	5,741	5,555	50.82	49.18
10	23	15	6	17	11,295	9.59	23	117,818	6,125	5,170	54.23	45.77
6	3	15	4	17	11,282	9.58	24	117,818	6,092	5,190	54.00	46.00
5	20	15	4	17	11,270	9.57	25	117,818	6,157	5,113	54.63	45.37
10	8	15	5	17	11,270	9.57	26	117,818	6,368	4,902	56.50	43.50
8	26	15	4	17	11,265	9.56	27	117,818	6,161	5,104	54.69	45.31
8	19	15	4	17	11,263	9.56	28	117,818	6,117	5,146	54.31	45.69
2	13	15	6	17	11,261	9.56	29	117,818	6,181	5,080	54.89	45.11
5	6	15	4	17	11,241	9.54	30	117,818	6,302	4,939	56.06	43.94
10	16	15	6	17	11,240	9.54	31	117,818	6,012	5,228	53.49	46.51
9	24	15	5	17	11,235	9.54	32	117,818	6,102	5,133	54.31	45.69
3	26	15	5	17	11,229	9.53	33	117,818	6,316	4,913	56.25	43.75
1	29	15	5	17	11,218	9.52	34	117,818	6,171	5,047	55.01	44.99
8	28	15	6	17	11,216	9.52	35	117,818	6,128	5,088	54.64	45.36
5	7	15	5	17	11,213	9.52	36	117,818	6,111	5,102	54.50	45.50
8	6	15	5	17	11,201	9.51	37	117,818	6,113	5,088	54.58	45.42
10	14	15	4	17	11,190	9.50	38	117,818	6,207	4,983	55.47	44.53
5	14	15	5	17	11,184	9.49	39	117,818	6,100	5,084	54.54	45.46
8	5	15	4	17	11,166	9.48	40	117,818	6,059	5,107	54.26	45.74
7	14	15	3	17	11,161	9.47	41	117,818	6,025	5,136	53.98	46.02
6	24	15	4	17	11,160	9.47	42	117,818	6,054	5,106	54.25	45.75
8	31	15	2	17	11,158	9.47	43	117,818	6,414	4,744	57.48	42.52
2	26	15	5	17	11,155	9.47	44	117,818	6,199	4,956	55.57	44.43
7	20	15	2	17	11,154	9.47	45	117,818	6,073	5,081	54.45	45.55
5	1	15	6	16	11,149	9.46	46	117,818	5,952	5,197	53.39	46.61
4	2	15	5	17	11,138	9.45	47	117,818	6,255	4,883	56.16	43.84
4	30	15	5	17	11,135	9.45	48	117,818	6,041	5,094	54.25	45.75
10	15	15	5	17	11,135	9.45	49	117,818	5,944	5,191	53.38	46.62
10	28	15	4	17	11,128	9.45	50	117,818	6,130	4,998	55.09	44.91
4	15	15	4	17	11,125	9.44	51	117,818	6,111	5,014	54.93	45.07
9	9	15	4	17	11,108	9.43	52	117,818	6,068	5,040	54.63	45.37
10	6	15	3	17	11,094	9.42	53	117,818	6,202	4,892	55.90	44.10
9	8	15	3	17	11,088	9.41	54	117,818	6,102	4,986	55.03	44.97
9	1	15	3	17	11,082	9.41	55	117,818	6,167	4,915	55.65	44.35
9	4	15	6	16	11,074	9.40	56	117,818	6,057	5,017	54.70	45.30
2	12	15	5	17	11,070	9.40	57	117,818	5,877	5,193	53.09	46.91
3	31	15	3	17	11,068	9.39	58	117,818	6,271	4,797	56.66	43.34
9	30	15	4	18	11,062	9.39	59	117,818	5,787	5,275	52.31	47.69
4	17	15	6	17	11,055	9.38	60	117,818	5,943	5,112	53.76	46.24
10	1	15	5	17	11,055	9.38	61	117,818	5,944	5,111	53.77	46.23
4	21	15	3	17	11,054	9.38	62	117,818	6,284	4,770	56.85	43.15
5	8	15	6	17	11,054	9.38	63	117,818	5,823	5,231	52.68	47.32

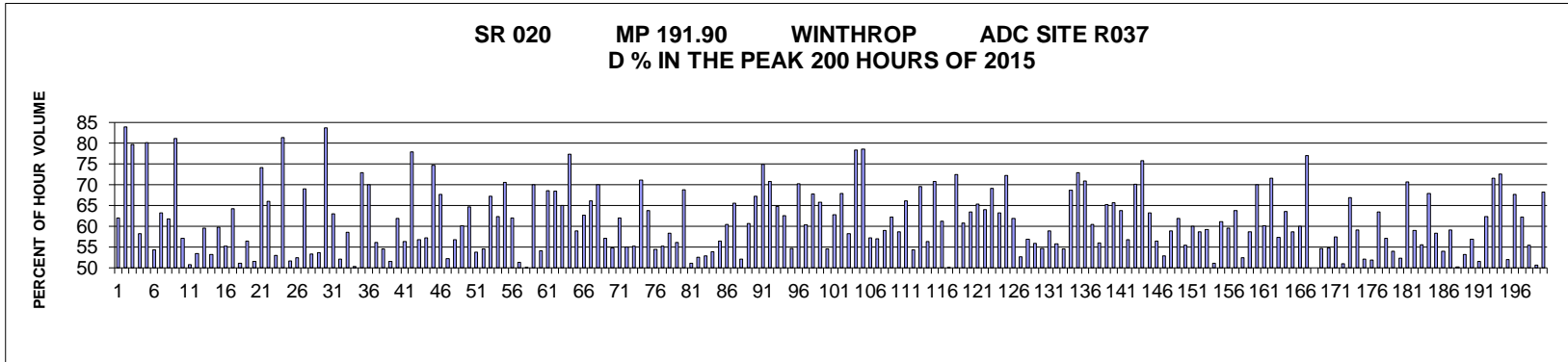
MO	DY	YR	DAY OF WK	HR	HR VOL	PERCENT OF AADT	HOUR NUMBER	AADT	EAST VOLUME	WEST VOLUME	PERCENT EAST IS OF TOTAL VOLUME	PERCENT WEST IS OF TOTAL VOLUME
8	14	15	6	17	11,050	9.38	64	117,818	6,025	5,025	54.52	45.48
12	11	15	6	17	11,050	9.38	65	117,818	5,860	5,190	53.03	46.97
6	18	15	5	17	11,049	9.38	66	117,818	5,899	5,150	53.39	46.61
3	25	15	4	17	11,033	9.36	67	117,818	6,243	4,790	56.58	43.42
12	14	15	2	17	11,032	9.36	68	117,818	5,874	5,158	53.25	46.75
9	25	15	6	16	11,027	9.36	69	117,818	6,051	4,976	54.87	45.13
2	25	15	4	17	11,025	9.36	70	117,818	6,141	4,884	55.70	44.30
3	27	15	6	16	11,022	9.36	71	117,818	5,989	5,033	54.34	45.66
10	2	15	6	16	11,021	9.35	72	117,818	6,016	5,005	54.59	45.41
9	4	15	6	17	11,020	9.35	73	117,818	5,888	5,132	53.43	46.57
12	9	15	4	17	11,020	9.35	74	117,818	5,989	5,031	54.35	45.65
8	27	15	5	17	11,018	9.35	75	117,818	5,913	5,105	53.67	46.33
7	30	15	5	17	11,014	9.35	76	117,818	5,930	5,084	53.84	46.16
10	27	15	3	17	11,001	9.34	77	117,818	6,112	4,889	55.56	44.44
7	8	15	4	17	11,000	9.34	78	117,818	5,769	5,231	52.45	47.55
10	15	15	5	18	10,994	9.33	79	117,818	5,922	5,072	53.87	46.13
7	29	15	4	17	10,988	9.33	80	117,818	5,981	5,007	54.43	45.57
9	17	15	5	17	10,987	9.33	81	117,818	5,871	5,116	53.44	46.56
7	10	15	6	17	10,985	9.32	82	117,818	5,755	5,230	52.39	47.61
2	12	15	5	18	10,982	9.32	83	117,818	5,698	5,284	51.88	48.12
9	22	15	3	17	10,980	9.32	84	117,818	6,102	4,878	55.57	44.43
8	17	15	2	17	10,976	9.32	85	117,818	6,138	4,838	55.92	44.08
9	25	15	6	17	10,976	9.32	86	117,818	5,796	5,180	52.81	47.19
7	16	15	5	17	10,970	9.31	87	117,818	5,965	5,005	54.38	45.62
6	30	15	3	17	10,969	9.31	88	117,818	5,994	4,975	54.64	45.36
3	30	15	2	17	10,968	9.31	89	117,818	6,063	4,905	55.28	44.72
1	22	15	5	17	10,961	9.30	90	117,818	5,957	5,004	54.35	45.65
4	24	15	6	16	10,960	9.30	91	117,818	5,934	5,026	54.14	45.86
4	14	15	3	17	10,959	9.30	92	117,818	6,265	4,694	57.17	42.83
8	24	15	2	17	10,959	9.30	93	117,818	6,157	4,802	56.18	43.82
6	5	15	6	16	10,957	9.30	94	117,818	5,837	5,120	53.27	46.73
10	21	15	4	17	10,952	9.30	95	117,818	5,931	5,021	54.15	45.85
6	16	15	3	17	10,946	9.29	96	117,818	5,930	5,016	54.18	45.82
9	21	15	2	17	10,945	9.29	97	117,818	6,119	4,826	55.91	44.09
9	14	15	2	17	10,942	9.29	98	117,818	6,065	4,877	55.43	44.57
8	25	15	3	17	10,937	9.28	99	117,818	5,930	5,007	54.22	45.78
7	13	15	2	17	10,935	9.28	100	117,818	5,914	5,021	54.08	45.92
3	10	15	3	17	10,931	9.28	101	117,818	6,245	4,686	57.13	42.87
6	19	15	6	17	10,931	9.28	102	117,818	5,916	5,015	54.12	45.88
7	24	15	6	17	10,930	9.28	103	117,818	5,973	4,957	54.65	45.35
2	5	15	5	17	10,927	9.27	104	117,818	6,109	4,818	55.91	44.09
4	22	15	4	17	10,925	9.27	105	117,818	6,164	4,761	56.42	43.58
5	4	15	2	17	10,925	9.27	106	117,818	6,240	4,685	57.12	42.88
5	11	15	2	17	10,922	9.27	107	117,818	6,092	4,830	55.78	44.22
5	8	15	6	16	10,917	9.27	108	117,818	5,866	5,051	53.73	46.27
6	3	15	4	18	10,916	9.27	109	117,818	5,889	5,027	53.95	46.05
4	3	15	6	17	10,911	9.26	110	117,818	5,739	5,172	52.60	47.40
12	11	15	6	16	10,911	9.26	111	117,818	5,899	5,012	54.06	45.94
2	19	15	5	17	10,908	9.26	112	117,818	6,141	4,767	56.30	43.70

MO	DY	YR	DAY OF WK	HR	HR VOL	PERCENT OF AADT	HOUR NUMBER	AADT	EAST VOLUME	WEST VOLUME	PERCENT EAST IS OF TOTAL VOLUME	PERCENT WEST IS OF TOTAL VOLUME
6	29	15	2	17	10,907	9.26	113	117,818	6,163	4,744	56.50	43.50
9	29	15	3	17	10,906	9.26	114	117,818	6,163	4,743	56.51	43.49
3	12	15	5	17	10,905	9.26	115	117,818	6,052	4,853	55.50	44.50
5	5	15	3	17	10,902	9.25	116	117,818	6,069	4,833	55.67	44.33
10	2	15	6	18	10,900	9.25	117	117,818	5,706	5,194	52.35	47.65
6	26	15	6	17	10,893	9.25	118	117,818	5,792	5,101	53.17	46.83
4	27	15	2	17	10,891	9.24	119	117,818	6,218	4,673	57.09	42.91
6	18	15	5	18	10,888	9.24	120	117,818	5,912	4,976	54.30	45.70
1	15	15	5	17	10,886	9.24	121	117,818	6,152	4,734	56.51	43.49
4	15	15	4	18	10,882	9.24	122	117,818	5,981	4,901	54.96	45.04
4	10	15	6	17	10,875	9.23	123	117,818	5,959	4,916	54.80	45.20
6	19	15	6	16	10,875	9.23	124	117,818	5,906	4,969	54.31	45.69
5	15	15	6	16	10,874	9.23	125	117,818	5,730	5,144	52.69	47.31
4	7	15	3	17	10,872	9.23	126	117,818	6,246	4,626	57.45	42.55
5	19	15	3	17	10,868	9.22	127	117,818	5,986	4,882	55.08	44.92
3	11	15	4	17	10,863	9.22	128	117,818	6,144	4,719	56.56	43.44
9	15	15	3	17	10,860	9.22	129	117,818	5,861	4,999	53.97	46.03
8	10	15	2	17	10,849	9.21	130	117,818	6,019	4,830	55.48	44.52
7	9	15	5	17	10,845	9.20	131	117,818	5,723	5,122	52.77	47.23
7	27	15	2	17	10,843	9.20	132	117,818	5,992	4,851	55.26	44.74
4	28	15	3	17	10,840	9.20	133	117,818	6,031	4,809	55.64	44.36
6	25	15	5	17	10,840	9.20	134	117,818	5,712	5,128	52.69	47.31
6	17	15	4	17	10,839	9.20	135	117,818	5,717	5,122	52.74	47.26
9	10	15	5	17	10,835	9.20	136	117,818	5,857	4,978	54.06	45.94
10	13	15	3	17	10,832	9.19	137	117,818	5,927	4,905	54.72	45.28
5	7	15	5	18	10,831	9.19	138	117,818	5,916	4,915	54.62	45.38
7	17	15	6	16	10,831	9.19	139	117,818	5,960	4,871	55.03	44.97
9	17	15	5	18	10,829	9.19	140	117,818	5,894	4,935	54.43	45.57
10	19	15	2	17	10,829	9.19	141	117,818	6,154	4,675	56.83	43.17
3	16	15	2	17	10,827	9.19	142	117,818	6,145	4,682	56.76	43.24
9	18	15	6	16	10,823	9.19	143	117,818	5,886	4,937	54.38	45.62
12	8	15	3	17	10,821	9.18	144	117,818	5,708	5,113	52.75	47.25
8	20	15	5	17	10,820	9.18	145	117,818	5,815	5,005	53.74	46.26
2	11	15	4	17	10,815	9.18	146	117,818	6,112	4,703	56.51	43.49
9	22	15	3	18	10,805	9.17	147	117,818	5,975	4,830	55.30	44.70
7	8	15	4	18	10,804	9.17	148	117,818	5,666	5,138	52.44	47.56
10	8	15	5	18	10,804	9.17	149	117,818	5,813	4,991	53.80	46.20
9	9	15	4	18	10,797	9.16	150	117,818	5,841	4,956	54.10	45.90
6	30	15	3	18	10,794	9.16	151	117,818	5,743	5,051	53.21	46.79
2	20	15	6	17	10,788	9.16	152	117,818	5,834	4,954	54.08	45.92
4	13	15	2	17	10,787	9.16	153	117,818	6,155	4,632	57.06	42.94
9	16	15	4	18	10,787	9.16	154	117,818	5,916	4,871	54.84	45.16
9	23	15	4	17	10,781	9.15	155	117,818	5,906	4,875	54.78	45.22
10	9	15	6	16	10,780	9.15	156	117,818	5,877	4,903	54.52	45.48
10	16	15	6	18	10,777	9.15	157	117,818	5,687	5,090	52.77	47.23
4	17	15	6	16	10,776	9.15	158	117,818	5,908	4,868	54.83	45.17
2	27	15	6	17	10,775	9.15	159	117,818	5,730	5,045	53.18	46.82
2	18	15	4	17	10,772	9.14	160	117,818	6,108	4,664	56.70	43.30
10	20	15	3	17	10,767	9.14	161	117,818	5,734	5,033	53.26	46.74

MO	DY	YR	DAY OF WK	HR	HR VOL	PERCENT OF AADT	HOUR NUMBER	AADT	EAST VOLUME	WEST VOLUME	PERCENT EAST IS OF TOTAL VOLUME	PERCENT WEST IS OF TOTAL VOLUME
10	23	15	6	18	10,767	9.14	162	117,818	5,714	5,053	53.07	46.93
4	20	15	2	17	10,765	9.14	163	117,818	6,062	4,703	56.31	43.69
3	24	15	3	17	10,762	9.13	164	117,818	6,191	4,571	57.53	42.47
4	16	15	5	18	10,762	9.13	165	117,818	5,848	4,914	54.34	45.66
4	9	15	5	17	10,761	9.13	166	117,818	6,165	4,596	57.29	42.71
10	1	15	5	18	10,753	9.13	167	117,818	5,841	4,912	54.32	45.68
4	3	15	6	16	10,750	9.12	168	117,818	5,972	4,778	55.55	44.45
7	28	15	3	17	10,745	9.12	169	117,818	5,830	4,915	54.26	45.74
4	2	15	5	18	10,744	9.12	170	117,818	5,953	4,791	55.41	44.59
5	18	15	2	17	10,737	9.11	171	117,818	5,987	4,750	55.76	44.24
9	10	15	5	18	10,732	9.11	172	117,818	5,838	4,894	54.40	45.60
8	11	15	3	17	10,731	9.11	173	117,818	5,832	4,899	54.35	45.65
8	3	15	2	17	10,730	9.11	174	117,818	6,028	4,702	56.18	43.82
9	28	15	2	17	10,730	9.11	175	117,818	6,125	4,605	57.08	42.92
1	8	15	5	17	10,729	9.11	176	117,818	5,919	4,810	55.17	44.83
12	4	15	6	16	10,728	9.11	177	117,818	5,758	4,970	53.67	46.33
10	26	15	2	17	10,726	9.10	178	117,818	6,059	4,667	56.49	43.51
5	20	15	4	18	10,724	9.10	179	117,818	5,752	4,972	53.64	46.36
8	7	15	6	17	10,723	9.10	180	117,818	5,715	5,008	53.30	46.70
5	8	15	6	18	10,719	9.10	181	117,818	5,562	5,157	51.89	48.11
6	23	15	3	18	10,718	9.10	182	117,818	5,771	4,947	53.84	46.16
7	10	15	6	16	10,717	9.10	183	117,818	5,719	4,998	53.36	46.64
2	3	15	3	17	10,716	9.10	184	117,818	6,113	4,603	57.05	42.95
7	30	15	5	18	10,715	9.09	185	117,818	5,682	5,033	53.03	46.97
6	24	15	4	18	10,713	9.09	186	117,818	5,804	4,909	54.18	45.82
9	24	15	5	18	10,713	9.09	187	117,818	5,650	5,063	52.74	47.26
12	10	15	5	17	10,706	9.09	188	117,818	5,750	4,956	53.71	46.29
12	11	15	6	18	10,706	9.09	189	117,818	5,541	5,165	51.76	48.24
8	7	15	6	16	10,695	9.08	190	117,818	5,784	4,911	54.08	45.92
7	17	15	6	17	10,690	9.07	191	117,818	5,636	5,054	52.72	47.28
8	18	15	3	17	10,689	9.07	192	117,818	5,696	4,993	53.29	46.71
1	9	15	6	17	10,679	9.06	193	117,818	5,896	4,783	55.21	44.79
9	1	15	3	18	10,679	9.06	194	117,818	5,808	4,871	54.39	45.61
7	23	15	5	17	10,677	9.06	195	117,818	5,703	4,974	53.41	46.59
10	6	15	3	18	10,677	9.06	196	117,818	5,891	4,786	55.17	44.83
6	16	15	3	18	10,676	9.06	197	117,818	5,745	4,931	53.81	46.19
7	1	15	4	17	10,676	9.06	198	117,818	5,716	4,960	53.54	46.46
8	21	15	6	17	10,676	9.06	199	117,818	5,756	4,920	53.92	46.08
1	28	15	4	17	10,668	9.05	200	117,818	6,030	4,638	56.52	43.48



AADT= 1819 K 30 FACTOR= 23.20 K 100 FACTOR= 18.75 K 200 FACTOR= 16.11 D 100 FACTOR= 54.55



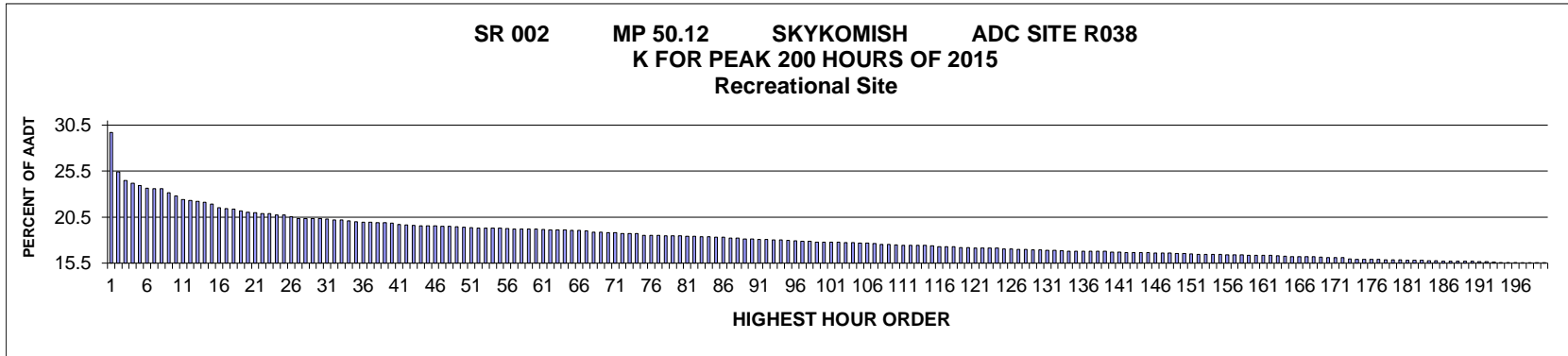
MO	DY	YR	DAY OF WK	HR	HR VOL	PERCENT OF AADT	HOUR NUMBER	AADT	EAST VOLUME	WEST VOLUME	PERCENT EAST IS OF TOTAL VOLUME	PERCENT WEST IS OF TOTAL VOLUME
7	19	15	1	13	634	34.85	1	1,819	241	393	38.01	61.99
5	25	15	2	13	589	32.38	2	1,819	95	494	16.13	83.87
5	25	15	2	12	570	31.34	3	1,819	116	454	20.35	79.65
7	18	15	7	13	563	30.95	4	1,819	235	328	41.74	58.26
5	25	15	2	11	539	29.63	5	1,819	107	432	19.85	80.15
7	18	15	7	12	523	28.75	6	1,819	239	284	45.70	54.30
7	19	15	1	12	522	28.70	7	1,819	192	330	36.78	63.22
7	19	15	1	14	505	27.76	8	1,819	193	312	38.22	61.78
5	25	15	2	14	494	27.16	9	1,819	93	401	18.83	81.17
7	18	15	7	14	494	27.16	10	1,819	212	282	42.91	57.09
7	18	15	7	15	494	27.16	11	1,819	251	243	50.81	49.19
7	17	15	6	15	488	26.83	12	1,819	261	227	53.48	46.52
7	17	15	6	16	480	26.39	13	1,819	286	194	59.58	40.42
7	19	15	1	15	475	26.11	14	1,819	222	253	46.74	53.26

MO	DY	YR	DAY OF WK	HR	HR VOL	PERCENT OF AADT	HOUR NUMBER	AADT	EAST VOLUME	WEST VOLUME	PERCENT EAST IS OF TOTAL VOLUME	PERCENT WEST IS OF TOTAL VOLUME
7	19	15	1	11	470	25.84	15	1,819	189	281	40.21	59.79
7	17	15	6	17	462	25.40	16	1,819	255	207	55.19	44.81
8	9	15	1	13	461	25.34	17	1,819	165	296	35.79	64.21
7	19	15	1	16	452	24.85	18	1,819	231	221	51.11	48.89
7	18	15	7	16	450	24.74	19	1,819	254	196	56.44	43.56
7	18	15	7	11	444	24.41	20	1,819	215	229	48.42	51.58
7	5	15	1	12	440	24.19	21	1,819	114	326	25.91	74.09
8	9	15	1	12	439	24.13	22	1,819	149	290	33.94	66.06
7	18	15	7	17	436	23.97	23	1,819	231	205	52.98	47.02
5	25	15	2	15	430	23.64	24	1,819	80	350	18.60	81.40
7	17	15	6	18	428	23.53	25	1,819	207	221	48.36	51.64
7	19	15	1	17	427	23.47	26	1,819	203	224	47.54	52.46
8	2	15	1	12	426	23.42	27	1,819	132	294	30.99	69.01
8	9	15	1	14	426	23.42	28	1,819	199	227	46.71	53.29
7	18	15	7	18	423	23.25	29	1,819	227	196	53.66	46.34
5	25	15	2	10	422	23.20	30	1,819	69	353	16.35	83.65
8	16	15	1	13	419	23.03	31	1,819	155	264	36.99	63.01
5	24	15	1	14	411	22.59	32	1,819	197	214	47.93	52.07
5	24	15	1	16	410	22.54	33	1,819	170	240	41.46	58.54
5	24	15	1	15	409	22.48	34	1,819	203	206	49.63	50.37
9	7	15	2	12	409	22.48	35	1,819	111	298	27.14	72.86
8	16	15	1	14	407	22.37	36	1,819	122	285	29.98	70.02
7	5	15	1	15	401	22.05	37	1,819	176	225	43.89	56.11
7	17	15	6	19	400	21.99	38	1,819	182	218	45.50	54.50
7	17	15	6	13	396	21.77	39	1,819	192	204	48.48	51.52
7	17	15	6	20	396	21.77	40	1,819	151	245	38.13	61.87
5	23	15	7	16	394	21.66	41	1,819	222	172	56.35	43.65
5	25	15	2	16	389	21.39	42	1,819	86	303	22.11	77.89
5	23	15	7	17	386	21.22	43	1,819	219	167	56.74	43.26
8	2	15	1	14	386	21.22	44	1,819	165	221	42.75	57.25
5	22	15	6	16	383	21.06	45	1,819	286	97	74.67	25.33
10	16	15	6	15	380	20.89	46	1,819	257	123	67.63	32.37
7	17	15	6	12	379	20.84	47	1,819	181	198	47.76	52.24
7	19	15	1	18	379	20.84	48	1,819	215	164	56.73	43.27
7	26	15	1	14	379	20.84	49	1,819	151	228	39.84	60.16
7	3	15	6	13	377	20.73	50	1,819	244	133	64.72	35.28
8	8	15	7	14	374	20.56	51	1,819	201	173	53.74	46.26
7	20	15	2	10	372	20.45	52	1,819	203	169	54.57	45.43
7	26	15	1	12	372	20.45	53	1,819	122	250	32.80	67.20
8	16	15	1	12	372	20.45	54	1,819	140	232	37.63	62.37
5	23	15	7	13	371	20.40	55	1,819	262	109	70.62	29.38
6	28	15	1	12	371	20.40	56	1,819	141	230	38.01	61.99
7	20	15	2	12	370	20.34	57	1,819	180	190	48.65	51.35
8	9	15	1	16	369	20.29	58	1,819	184	185	49.86	50.14
6	21	15	1	12	367	20.18	59	1,819	110	257	29.97	70.03
7	17	15	6	14	366	20.12	60	1,819	198	168	54.10	45.90
10	18	15	1	13	366	20.12	61	1,819	115	251	31.42	68.58
7	12	15	1	13	364	20.01	62	1,819	115	249	31.59	68.41
5	23	15	7	14	363	19.96	63	1,819	236	127	65.01	34.99

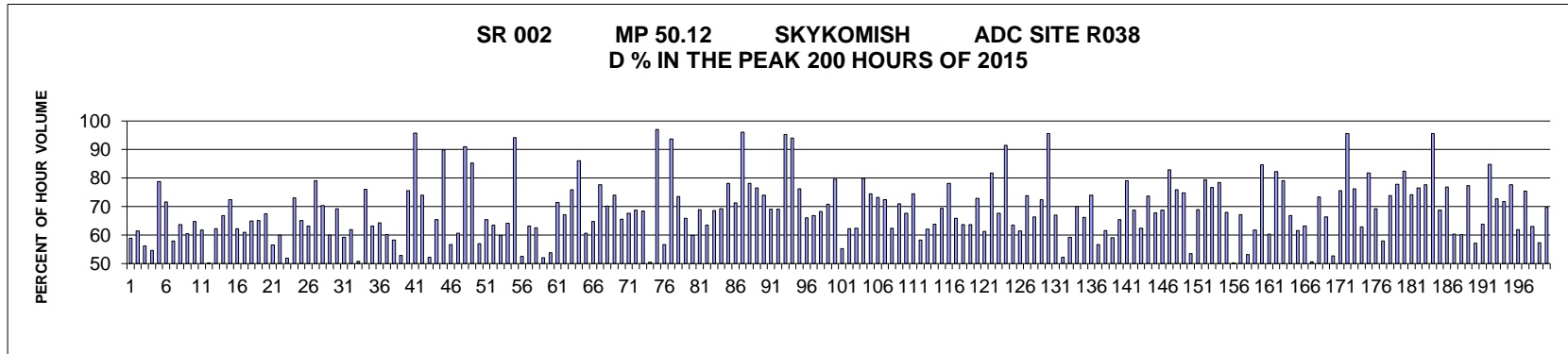
MO	DY	YR	DAY OF WK	HR	HR VOL	PERCENT OF AADT	HOUR NUMBER	AADT	EAST VOLUME	WEST VOLUME	PERCENT EAST IS OF TOTAL VOLUME	PERCENT WEST IS OF TOTAL VOLUME
5	22	15	6	19	362	19.90	64	1,819	280	82	77.35	22.65
5	23	15	7	15	362	19.90	65	1,819	213	149	58.84	41.16
6	21	15	1	13	362	19.90	66	1,819	135	227	37.29	62.71
7	26	15	1	13	360	19.79	67	1,819	122	238	33.89	66.11
10	16	15	6	16	360	19.79	68	1,819	252	108	70.00	30.00
7	3	15	6	12	359	19.74	69	1,819	205	154	57.10	42.90
7	12	15	1	14	358	19.68	70	1,819	162	196	45.25	54.75
8	2	15	1	13	358	19.68	71	1,819	136	222	37.99	62.01
8	16	15	1	15	358	19.68	72	1,819	161	197	44.97	55.03
7	16	15	5	15	357	19.63	73	1,819	197	160	55.18	44.82
10	16	15	6	14	357	19.63	74	1,819	254	103	71.15	28.85
7	5	15	1	13	356	19.57	75	1,819	129	227	36.24	63.76
8	15	15	7	14	356	19.57	76	1,819	194	162	54.49	45.51
7	16	15	5	16	355	19.52	77	1,819	196	159	55.21	44.79
7	20	15	2	11	355	19.52	78	1,819	148	207	41.69	58.31
8	1	15	7	13	353	19.41	79	1,819	198	155	56.09	43.91
9	7	15	2	13	353	19.41	80	1,819	110	243	31.16	68.84
5	24	15	1	12	352	19.35	81	1,819	172	180	48.86	51.14
5	24	15	1	13	352	19.35	82	1,819	167	185	47.44	52.56
8	15	15	7	13	352	19.35	83	1,819	186	166	52.84	47.16
7	18	15	7	10	351	19.30	84	1,819	162	189	46.15	53.85
7	18	15	7	19	351	19.30	85	1,819	198	153	56.41	43.59
7	26	15	1	15	351	19.30	86	1,819	139	212	39.60	60.40
7	26	15	1	11	349	19.19	87	1,819	120	229	34.38	65.62
7	26	15	1	16	349	19.19	88	1,819	167	182	47.85	52.15
6	28	15	1	13	348	19.13	89	1,819	137	211	39.37	60.63
7	3	15	6	16	348	19.13	90	1,819	234	114	67.24	32.76
5	22	15	6	14	347	19.08	91	1,819	260	87	74.93	25.07
5	23	15	7	11	346	19.02	92	1,819	245	101	70.81	29.19
9	7	15	2	14	346	19.02	93	1,819	122	224	35.26	64.74
6	21	15	1	14	345	18.97	94	1,819	129	216	37.39	62.61
7	16	15	5	13	344	18.91	95	1,819	156	188	45.35	54.65
5	22	15	6	15	343	18.86	96	1,819	241	102	70.26	29.74
7	19	15	1	10	343	18.86	97	1,819	136	207	39.65	60.35
5	23	15	7	12	342	18.80	98	1,819	232	110	67.84	32.16
7	5	15	1	14	342	18.80	99	1,819	117	225	34.21	65.79
8	8	15	7	13	341	18.75	100	1,819	186	155	54.55	45.45
6	14	15	1	13	339	18.64	101	1,819	126	213	37.17	62.83
10	25	15	1	14	339	18.64	102	1,819	109	230	32.15	67.85
7	24	15	6	14	338	18.58	103	1,819	197	141	58.28	41.72
9	7	15	2	11	338	18.58	104	1,819	73	265	21.60	78.40
5	22	15	6	17	337	18.53	105	1,819	265	72	78.64	21.36
6	21	15	1	15	337	18.53	106	1,819	144	193	42.73	57.27
7	16	15	5	17	337	18.53	107	1,819	192	145	56.97	43.03
8	14	15	6	16	337	18.53	108	1,819	199	138	59.05	40.95
7	3	15	6	15	336	18.47	109	1,819	209	127	62.20	37.80
8	9	15	1	15	336	18.47	110	1,819	139	197	41.37	58.63
5	25	15	2	17	333	18.31	111	1,819	113	220	33.93	66.07
8	2	15	1	15	333	18.31	112	1,819	152	181	45.65	54.35

MO	DY	YR	DAY OF WK	HR	HR VOL	PERCENT OF AADT	HOUR NUMBER	AADT	EAST VOLUME	WEST VOLUME	PERCENT EAST IS OF TOTAL VOLUME	PERCENT WEST IS OF TOTAL VOLUME
5	22	15	6	13	332	18.25	113	1,819	231	101	69.58	30.42
7	31	15	6	14	332	18.25	114	1,819	187	145	56.33	43.67
8	2	15	1	11	332	18.25	115	1,819	97	235	29.22	70.78
8	7	15	6	15	330	18.14	116	1,819	202	128	61.21	38.79
7	17	15	6	21	329	18.09	117	1,819	164	165	49.85	50.15
6	28	15	1	11	327	17.98	118	1,819	90	237	27.52	72.48
6	7	15	1	13	326	17.92	119	1,819	128	198	39.26	60.74
7	12	15	1	12	326	17.92	120	1,819	119	207	36.50	63.50
8	1	15	7	14	326	17.92	121	1,819	213	113	65.34	34.66
8	7	15	6	17	325	17.87	122	1,819	208	117	64.00	36.00
5	10	15	1	12	324	17.81	123	1,819	100	224	30.86	69.14
6	14	15	1	14	324	17.81	124	1,819	119	205	36.73	63.27
10	16	15	6	17	324	17.81	125	1,819	234	90	72.22	27.78
6	14	15	1	15	323	17.76	126	1,819	123	200	38.08	61.92
7	17	15	6	22	321	17.65	127	1,819	169	152	52.65	47.35
6	27	15	7	15	320	17.59	128	1,819	182	138	56.88	43.13
7	12	15	1	15	320	17.59	129	1,819	141	179	44.06	55.94
7	24	15	6	13	320	17.59	130	1,819	175	145	54.69	45.31
5	23	15	7	18	319	17.54	131	1,819	188	131	58.93	41.07
8	8	15	7	15	319	17.54	132	1,819	178	141	55.80	44.20
9	6	15	1	13	319	17.54	133	1,819	174	145	54.55	45.45
10	18	15	1	14	319	17.54	134	1,819	100	219	31.35	68.65
7	5	15	1	11	317	17.43	135	1,819	86	231	27.13	72.87
5	10	15	1	13	316	17.37	136	1,819	92	224	29.11	70.89
7	25	15	7	15	316	17.37	137	1,819	191	125	60.44	39.56
8	1	15	7	15	316	17.37	138	1,819	177	139	56.01	43.99
10	16	15	6	13	316	17.37	139	1,819	206	110	65.19	34.81
5	24	15	1	17	315	17.32	140	1,819	108	207	34.29	65.71
6	7	15	1	12	315	17.32	141	1,819	114	201	36.19	63.81
8	7	15	6	14	315	17.32	142	1,819	179	136	56.83	43.17
9	20	15	1	13	315	17.32	143	1,819	94	221	29.84	70.16
5	22	15	6	18	314	17.26	144	1,819	238	76	75.80	24.20
8	9	15	1	11	313	17.21	145	1,819	115	198	36.74	63.26
7	24	15	6	15	312	17.15	146	1,819	176	136	56.41	43.59
7	25	15	7	13	312	17.15	147	1,819	165	147	52.88	47.12
6	21	15	1	16	311	17.10	148	1,819	128	183	41.16	58.84
7	11	15	7	13	310	17.04	149	1,819	192	118	61.94	38.06
7	16	15	5	14	310	17.04	150	1,819	172	138	55.48	44.52
7	31	15	6	15	310	17.04	151	1,819	186	124	60.00	40.00
7	31	15	6	16	310	17.04	152	1,819	182	128	58.71	41.29
5	24	15	1	18	309	16.99	153	1,819	126	183	40.78	59.22
7	17	15	6	11	309	16.99	154	1,819	151	158	48.87	51.13
8	7	15	6	16	309	16.99	155	1,819	189	120	61.17	38.83
5	10	15	1	14	307	16.88	156	1,819	124	183	40.39	59.61
6	19	15	6	14	307	16.88	157	1,819	196	111	63.84	36.16
7	20	15	2	9	307	16.88	158	1,819	161	146	52.44	47.56
8	15	15	7	12	307	16.88	159	1,819	127	180	41.37	58.63
8	19	15	4	17	307	16.88	160	1,819	215	92	70.03	29.97
8	14	15	6	15	306	16.82	161	1,819	184	122	60.13	39.87

MO	DY	YR	DAY OF WK	HR	HR VOL	PERCENT OF AADT	HOUR NUMBER	AADT	EAST VOLUME	WEST VOLUME	PERCENT EAST IS OF TOTAL VOLUME	PERCENT WEST IS OF TOTAL VOLUME
8	16	15	1	11	306	16.82	162	1,819	87	219	28.43	71.57
6	28	15	1	14	305	16.77	163	1,819	130	175	42.62	57.38
7	24	15	6	17	305	16.77	164	1,819	194	111	63.61	36.39
8	8	15	7	16	305	16.77	165	1,819	179	126	58.69	41.31
9	5	15	7	13	305	16.77	166	1,819	183	122	60.00	40.00
9	20	15	1	12	305	16.77	167	1,819	70	235	22.95	77.05
8	15	15	7	11	304	16.71	168	1,819	152	152	50.00	50.00
8	16	15	1	16	304	16.71	169	1,819	138	166	45.39	54.61
6	28	15	1	15	303	16.66	170	1,819	137	166	45.21	54.79
7	17	15	6	10	303	16.66	171	1,819	129	174	42.57	57.43
7	19	15	1	19	302	16.60	172	1,819	154	148	50.99	49.01
9	7	15	2	15	302	16.60	173	1,819	100	202	33.11	66.89
7	24	15	6	16	301	16.55	174	1,819	178	123	59.14	40.86
8	1	15	7	16	301	16.55	175	1,819	157	144	52.16	47.84
8	8	15	7	12	301	16.55	176	1,819	156	145	51.83	48.17
8	15	15	7	15	301	16.55	177	1,819	191	110	63.46	36.54
10	4	15	1	16	301	16.55	178	1,819	129	172	42.86	57.14
7	3	15	6	11	300	16.49	179	1,819	162	138	54.00	46.00
7	5	15	1	16	300	16.49	180	1,819	143	157	47.67	52.33
7	10	15	6	17	300	16.49	181	1,819	212	88	70.67	29.33
8	6	15	5	15	300	16.49	182	1,819	177	123	59.00	41.00
5	24	15	1	11	299	16.44	183	1,819	133	166	44.48	55.52
9	5	15	7	14	299	16.44	184	1,819	203	96	67.89	32.11
5	3	15	1	15	298	16.38	185	1,819	124	174	41.61	58.39
6	19	15	6	13	298	16.38	186	1,819	161	137	54.03	45.97
8	14	15	6	14	298	16.38	187	1,819	176	122	59.06	40.94
7	20	15	2	13	297	16.33	188	1,819	149	148	50.17	49.83
7	25	15	7	14	297	16.33	189	1,819	158	139	53.20	46.80
9	6	15	1	16	297	16.33	190	1,819	128	169	43.10	56.90
6	27	15	7	12	295	16.22	191	1,819	143	152	48.47	51.53
10	11	15	1	14	295	16.22	192	1,819	111	184	37.63	62.37
10	16	15	6	18	295	16.22	193	1,819	211	84	71.53	28.47
10	25	15	1	13	295	16.22	194	1,819	81	214	27.46	72.54
5	9	15	7	13	294	16.16	195	1,819	153	141	52.04	47.96
6	19	15	6	16	294	16.16	196	1,819	199	95	67.69	32.31
6	20	15	7	14	294	16.16	197	1,819	183	111	62.24	37.76
8	15	15	7	16	294	16.16	198	1,819	163	131	55.44	44.56
8	16	15	1	17	294	16.16	199	1,819	145	149	49.32	50.68
6	14	15	1	11	293	16.11	200	1,819	93	200	31.74	68.26



AADT= 5038 K 30 FACTOR= 20.35 K 100 FACTOR= 17.80 K 200 FACTOR= 15.54 D 100 FACTOR= 79.60



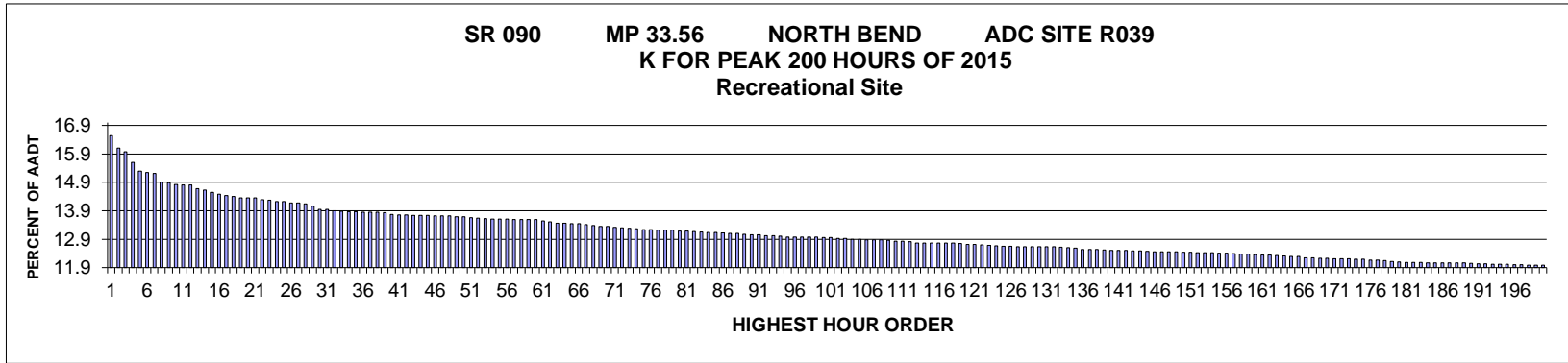
MO	DY	YR	DAY OF WK	HR	HR VOL	PERCENT OF AADT	HOUR NUMBER	AADT	EAST VOLUME	WEST VOLUME	PERCENT EAST IS OF TOTAL VOLUME	PERCENT WEST IS OF TOTAL VOLUME
12	24	15	5	18	1,497	29.71	1	5,038	616	881	41.15	58.85
12	24	15	5	16	1,281	25.43	2	5,038	495	786	38.64	61.36
12	26	15	7	16	1,233	24.47	3	5,038	541	692	43.88	56.12
12	24	15	5	17	1,219	24.20	4	5,038	553	666	45.37	54.63
5	25	15	2	12	1,205	23.92	5	5,038	256	949	21.24	78.76
12	30	15	4	17	1,192	23.66	6	5,038	339	853	28.44	71.56
12	26	15	7	15	1,189	23.60	7	5,038	688	501	57.86	42.14
12	30	15	4	16	1,188	23.58	8	5,038	432	756	36.36	63.64
12	26	15	7	14	1,167	23.16	9	5,038	705	462	60.41	39.59
10	4	15	1	12	1,149	22.81	10	5,038	405	744	35.25	64.75
12	31	15	5	16	1,128	22.39	11	5,038	431	697	38.21	61.79
12	30	15	4	15	1,123	22.29	12	5,038	560	563	49.87	50.13
8	9	15	1	13	1,119	22.21	13	5,038	422	697	37.71	62.29
12	30	15	4	12	1,115	22.13	14	5,038	745	370	66.82	33.18

MO	DY	YR	DAY OF WK	HR	HR VOL	PERCENT OF AADT	HOUR NUMBER	AADT	EAST VOLUME	WEST VOLUME	PERCENT EAST IS OF TOTAL VOLUME	PERCENT WEST IS OF TOTAL VOLUME
12	26	15	7	17	1,104	21.91	15	5,038	304	800	27.54	72.46
12	30	15	4	13	1,084	21.52	16	5,038	675	409	62.27	37.73
8	9	15	1	12	1,080	21.44	17	5,038	422	658	39.07	60.93
8	2	15	1	13	1,077	21.38	18	5,038	378	699	35.10	64.90
7	26	15	1	13	1,067	21.18	19	5,038	373	694	34.96	65.04
12	26	15	7	13	1,060	21.04	20	5,038	716	344	67.55	32.45
12	31	15	5	15	1,058	21.00	21	5,038	460	598	43.48	56.52
8	2	15	1	12	1,053	20.90	22	5,038	421	632	39.98	60.02
12	18	15	6	17	1,051	20.86	23	5,038	545	506	51.86	48.14
7	5	15	1	12	1,044	20.72	24	5,038	281	763	26.92	73.08
8	2	15	1	14	1,044	20.72	25	5,038	365	679	34.96	65.04
7	19	15	1	13	1,034	20.52	26	5,038	381	653	36.85	63.15
5	25	15	2	11	1,025	20.35	27	5,038	215	810	20.98	79.02
6	28	15	1	13	1,025	20.35	28	5,038	304	721	29.66	70.34
12	19	15	7	15	1,025	20.35	29	5,038	410	615	40.00	60.00
12	19	15	7	16	1,025	20.35	30	5,038	315	710	30.73	69.27
6	21	15	1	12	1,023	20.31	31	5,038	418	605	40.86	59.14
8	9	15	1	14	1,018	20.21	32	5,038	388	630	38.11	61.89
12	18	15	6	16	1,018	20.21	33	5,038	517	501	50.79	49.21
12	30	15	4	11	1,012	20.09	34	5,038	769	243	75.99	24.01
10	4	15	1	13	1,008	20.01	35	5,038	371	637	36.81	63.19
6	21	15	1	13	1,005	19.95	36	5,038	359	646	35.72	64.28
7	26	15	1	12	1,005	19.95	37	5,038	400	605	39.80	60.20
12	27	15	1	12	1,002	19.89	38	5,038	583	419	58.18	41.82
12	27	15	1	13	1,002	19.89	39	5,038	530	472	52.89	47.11
10	11	15	1	15	999	19.83	40	5,038	244	755	24.42	75.58
12	19	15	7	9	992	19.69	41	5,038	950	42	95.77	4.23
10	18	15	1	12	989	19.63	42	5,038	258	731	26.09	73.91
12	20	15	1	13	988	19.61	43	5,038	516	472	52.23	47.77
8	2	15	1	15	986	19.57	44	5,038	341	645	34.58	65.42
12	13	15	1	17	986	19.57	45	5,038	100	886	10.14	89.86
12	19	15	7	14	984	19.53	46	5,038	558	426	56.71	43.29
8	16	15	1	12	982	19.49	47	5,038	386	596	39.31	60.69
12	13	15	1	9	982	19.49	48	5,038	894	88	91.04	8.96
12	13	15	1	16	980	19.45	49	5,038	145	835	14.80	85.20
7	19	15	1	12	978	19.41	50	5,038	421	557	43.05	56.95
6	28	15	1	12	976	19.37	51	5,038	337	639	34.53	65.47
8	23	15	1	13	974	19.33	52	5,038	355	619	36.45	63.55
8	16	15	1	13	973	19.31	53	5,038	391	582	40.18	59.82
12	31	15	5	17	973	19.31	54	5,038	349	624	35.87	64.13
12	30	15	4	9	972	19.29	55	5,038	916	56	94.24	5.76
12	20	15	1	14	971	19.27	56	5,038	461	510	47.48	52.52
7	12	15	1	12	969	19.23	57	5,038	357	612	36.84	63.16
10	4	15	1	14	968	19.21	58	5,038	362	606	37.40	62.60
12	18	15	6	15	967	19.19	59	5,038	464	503	47.98	52.02
12	23	15	4	15	967	19.19	60	5,038	520	447	53.77	46.23
7	5	15	1	13	965	19.15	61	5,038	275	690	28.50	71.50
8	16	15	1	15	963	19.11	62	5,038	317	646	32.92	67.08
12	26	15	7	12	962	19.09	63	5,038	730	232	75.88	24.12

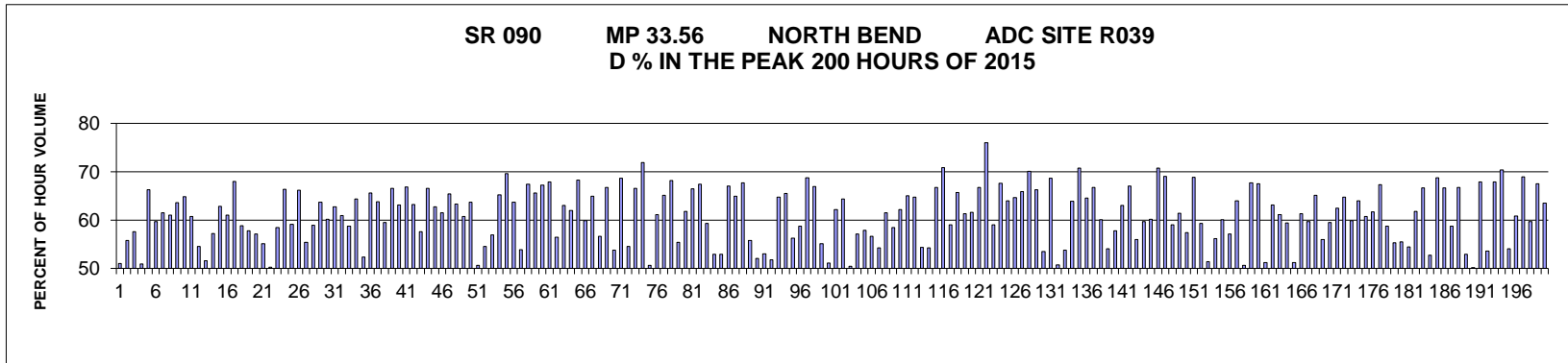
MO	DY	YR	DAY OF WK	HR	HR VOL	PERCENT OF AADT	HOUR NUMBER	AADT	EAST VOLUME	WEST VOLUME	PERCENT EAST IS OF TOTAL VOLUME	PERCENT WEST IS OF TOTAL VOLUME
12	30	15	4	10	962	19.09	64	5,038	828	134	86.07	13.93
7	26	15	1	14	961	19.08	65	5,038	378	583	39.33	60.67
7	19	15	1	15	959	19.04	66	5,038	338	621	35.25	64.75
5	25	15	2	13	958	19.02	67	5,038	214	744	22.34	77.66
12	19	15	7	13	951	18.88	68	5,038	668	283	70.24	29.76
12	13	15	1	15	949	18.84	69	5,038	247	702	26.03	73.97
7	12	15	1	13	948	18.82	70	5,038	327	621	34.49	65.51
8	9	15	1	15	947	18.80	71	5,038	306	641	32.31	67.69
8	16	15	1	16	943	18.72	72	5,038	295	648	31.28	68.72
9	7	15	2	12	943	18.72	73	5,038	298	645	31.60	68.40
12	24	15	5	15	942	18.70	74	5,038	476	466	50.53	49.47
12	18	15	6	9	934	18.54	75	5,038	907	27	97.11	2.89
12	30	15	4	14	933	18.52	76	5,038	528	405	56.59	43.41
12	27	15	1	9	932	18.50	77	5,038	873	59	93.67	6.33
6	21	15	1	16	930	18.46	78	5,038	247	683	26.56	73.44
7	26	15	1	15	930	18.46	79	5,038	318	612	34.19	65.81
12	20	15	1	12	930	18.46	80	5,038	557	373	59.89	40.11
6	28	15	1	14	928	18.42	81	5,038	288	640	31.03	68.97
7	19	15	1	14	927	18.40	82	5,038	339	588	36.57	63.43
6	28	15	1	15	926	18.38	83	5,038	291	635	31.43	68.57
8	2	15	1	16	926	18.38	84	5,038	285	641	30.78	69.22
6	20	15	7	12	924	18.34	85	5,038	722	202	78.14	21.86
7	19	15	1	16	922	18.30	86	5,038	265	657	28.74	71.26
12	28	15	2	9	917	18.20	87	5,038	881	36	96.07	3.93
12	29	15	3	17	917	18.20	88	5,038	200	717	21.81	78.19
10	18	15	1	13	914	18.14	89	5,038	215	699	23.52	76.48
8	2	15	1	17	912	18.10	90	5,038	237	675	25.99	74.01
6	21	15	1	14	910	18.06	91	5,038	281	629	30.88	69.12
6	21	15	1	15	910	18.06	92	5,038	281	629	30.88	69.12
12	26	15	7	9	909	18.04	93	5,038	866	43	95.27	4.73
12	29	15	3	9	909	18.04	94	5,038	854	55	93.95	6.05
6	20	15	7	13	907	18.00	95	5,038	691	216	76.19	23.81
7	12	15	1	15	903	17.92	96	5,038	307	596	34.00	66.00
7	5	15	1	14	902	17.90	97	5,038	299	603	33.15	66.85
12	28	15	2	16	900	17.86	98	5,038	286	614	31.78	68.22
10	11	15	1	16	897	17.80	99	5,038	262	635	29.21	70.79
12	26	15	7	18	897	17.80	100	5,038	183	714	20.40	79.60
12	31	15	5	14	897	17.80	101	5,038	495	402	55.18	44.82
8	16	15	1	14	896	17.78	102	5,038	338	558	37.72	62.28
6	14	15	1	13	892	17.71	103	5,038	336	556	37.67	62.33
12	19	15	7	12	892	17.71	104	5,038	712	180	79.82	20.18
6	28	15	1	16	891	17.69	105	5,038	228	663	25.59	74.41
6	14	15	1	16	890	17.67	106	5,038	239	651	26.85	73.15
12	29	15	3	16	889	17.65	107	5,038	245	644	27.56	72.44
7	12	15	1	14	884	17.55	108	5,038	333	551	37.67	62.33
12	27	15	1	16	883	17.53	109	5,038	256	627	28.99	71.01
8	9	15	1	17	881	17.49	110	5,038	285	596	32.35	67.65
10	4	15	1	15	879	17.45	111	5,038	225	654	25.60	74.40
12	23	15	4	16	879	17.45	112	5,038	367	512	41.75	58.25

MO	DY	YR	DAY OF WK	HR	HR VOL	PERCENT OF AADT	HOUR NUMBER	AADT	EAST VOLUME	WEST VOLUME	PERCENT EAST IS OF TOTAL VOLUME	PERCENT WEST IS OF TOTAL VOLUME
12	31	15	5	13	879	17.45	113	5,038	546	333	62.12	37.88
12	28	15	2	15	878	17.43	114	5,038	318	560	36.22	63.78
6	7	15	1	13	876	17.39	115	5,038	268	608	30.59	69.41
5	25	15	2	14	870	17.27	116	5,038	191	679	21.95	78.05
8	23	15	1	14	870	17.27	117	5,038	297	573	34.14	65.86
12	27	15	1	15	870	17.27	118	5,038	316	554	36.32	63.68
8	15	15	7	12	867	17.21	119	5,038	552	315	63.67	36.33
9	13	15	1	16	867	17.21	120	5,038	235	632	27.10	72.90
12	20	15	1	15	864	17.15	121	5,038	334	530	38.66	61.34
12	27	15	1	17	864	17.15	122	5,038	158	706	18.29	81.71
6	14	15	1	15	863	17.13	123	5,038	279	584	32.33	67.67
12	20	15	1	9	863	17.13	124	5,038	790	73	91.54	8.46
8	1	15	7	12	859	17.05	125	5,038	545	314	63.45	36.55
6	7	15	1	12	858	17.03	126	5,038	331	527	38.58	61.42
8	16	15	1	17	857	17.01	127	5,038	224	633	26.14	73.86
8	9	15	1	16	856	16.99	128	5,038	288	568	33.64	66.36
7	26	15	1	16	853	16.93	129	5,038	236	617	27.67	72.33
12	12	15	7	9	853	16.93	130	5,038	816	37	95.66	4.34
9	7	15	2	13	852	16.91	131	5,038	281	571	32.98	67.02
12	18	15	6	14	851	16.89	132	5,038	407	444	47.83	52.17
12	25	15	6	16	849	16.85	133	5,038	346	503	40.75	59.25
8	8	15	7	12	847	16.81	134	5,038	593	254	70.01	29.99
8	23	15	1	12	846	16.79	135	5,038	286	560	33.81	66.19
10	4	15	1	16	846	16.79	136	5,038	220	626	26.00	74.00
6	14	15	1	12	845	16.77	137	5,038	366	479	43.31	56.69
12	18	15	6	18	845	16.77	138	5,038	521	324	61.66	38.34
12	28	15	2	13	845	16.77	139	5,038	499	346	59.05	40.95
7	5	15	1	15	842	16.71	140	5,038	291	551	34.56	65.44
12	19	15	7	17	841	16.69	141	5,038	176	665	20.93	79.07
6	20	15	7	14	840	16.67	142	5,038	578	262	68.81	31.19
8	7	15	6	15	840	16.67	143	5,038	524	316	62.38	37.62
8	16	15	1	18	840	16.67	144	5,038	221	619	26.31	73.69
8	23	15	1	15	838	16.63	145	5,038	270	568	32.22	67.78
7	3	15	6	15	836	16.59	146	5,038	575	261	68.78	31.22
12	20	15	1	17	836	16.59	147	5,038	143	693	17.11	82.89
12	30	15	4	18	836	16.59	148	5,038	202	634	24.16	75.84
12	20	15	1	16	835	16.57	149	5,038	211	624	25.27	74.73
12	23	15	4	14	834	16.55	150	5,038	388	446	46.52	53.48
7	25	15	7	12	831	16.49	151	5,038	572	259	68.83	31.17
5	22	15	6	16	830	16.47	152	5,038	659	171	79.40	20.60
6	28	15	1	17	830	16.47	153	5,038	193	637	23.25	76.75
12	28	15	2	17	830	16.47	154	5,038	179	651	21.57	78.43
12	28	15	2	12	829	16.45	155	5,038	563	266	67.91	32.09
12	25	15	6	15	827	16.42	156	5,038	413	414	49.94	50.06
9	27	15	1	12	826	16.40	157	5,038	271	555	32.81	67.19
10	4	15	1	11	826	16.40	158	5,038	387	439	46.85	53.15
12	25	15	6	14	824	16.36	159	5,038	509	315	61.77	38.23
12	12	15	7	17	823	16.34	160	5,038	127	696	15.43	84.57
12	18	15	6	13	823	16.34	161	5,038	496	327	60.27	39.73

MO	DY	YR	DAY OF WK	HR	HR VOL	PERCENT OF AADT	HOUR NUMBER	AADT	EAST VOLUME	WEST VOLUME	PERCENT EAST IS OF TOTAL VOLUME	PERCENT WEST IS OF TOTAL VOLUME
12	26	15	7	11	823	16.34	162	5,038	677	146	82.26	17.74
10	4	15	1	17	820	16.28	163	5,038	171	649	20.85	79.15
12	31	15	5	12	819	16.26	164	5,038	547	272	66.79	33.21
10	11	15	1	13	817	16.22	165	5,038	314	503	38.43	61.57
9	27	15	1	13	816	16.20	166	5,038	300	516	36.76	63.24
12	28	15	2	14	816	16.20	167	5,038	413	403	50.61	49.39
7	5	15	1	11	815	16.18	168	5,038	217	598	26.63	73.37
12	25	15	6	13	814	16.16	169	5,038	540	274	66.34	33.66
12	27	15	1	14	812	16.12	170	5,038	384	428	47.29	52.71
10	11	15	1	17	810	16.08	171	5,038	198	612	24.44	75.56
12	31	15	5	9	810	16.08	172	5,038	775	35	95.68	4.32
5	3	15	1	15	805	15.98	173	5,038	191	614	23.73	76.27
8	8	15	7	13	802	15.92	174	5,038	504	298	62.84	37.16
5	25	15	2	15	801	15.90	175	5,038	146	655	18.23	81.77
6	14	15	1	14	801	15.90	176	5,038	246	555	30.71	69.29
8	1	15	7	14	801	15.90	177	5,038	464	337	57.93	42.07
7	26	15	1	17	800	15.88	178	5,038	209	591	26.13	73.88
12	6	15	1	16	800	15.88	179	5,038	177	623	22.13	77.88
7	3	15	6	11	799	15.86	180	5,038	658	141	82.35	17.65
6	7	15	1	14	797	15.82	181	5,038	206	591	25.85	74.15
9	13	15	1	15	797	15.82	182	5,038	187	610	23.46	76.54
5	22	15	6	15	796	15.80	183	5,038	618	178	77.64	22.36
12	23	15	4	9	795	15.78	184	5,038	760	35	95.60	4.40
12	13	15	1	14	794	15.76	185	5,038	248	546	31.23	68.77
9	5	15	7	12	792	15.72	186	5,038	609	183	76.89	23.11
10	11	15	1	12	792	15.72	187	5,038	314	478	39.65	60.35
11	28	15	7	13	792	15.72	188	5,038	477	315	60.23	39.77
6	7	15	1	16	791	15.70	189	5,038	179	612	22.63	77.37
8	7	15	6	16	791	15.70	190	5,038	452	339	57.14	42.86
7	24	15	6	15	790	15.68	191	5,038	504	286	63.80	36.20
5	25	15	2	16	788	15.64	192	5,038	120	668	15.23	84.77
7	3	15	6	12	786	15.60	193	5,038	571	215	72.65	27.35
6	7	15	1	15	784	15.56	194	5,038	221	563	28.19	71.81
9	13	15	1	17	784	15.56	195	5,038	175	609	22.32	77.68
12	29	15	3	15	784	15.56	196	5,038	299	485	38.14	61.86
6	21	15	1	17	783	15.54	197	5,038	193	590	24.65	75.35
7	31	15	6	16	783	15.54	198	5,038	494	289	63.09	36.91
8	1	15	7	13	783	15.54	199	5,038	449	334	57.34	42.66
12	25	15	6	17	783	15.54	200	5,038	237	546	30.27	69.73



AADT= 35881 K 30 FACTOR= 13.95 K 100 FACTOR= 12.96 K 200 FACTOR= 11.98 D 100 FACTOR= 51.06



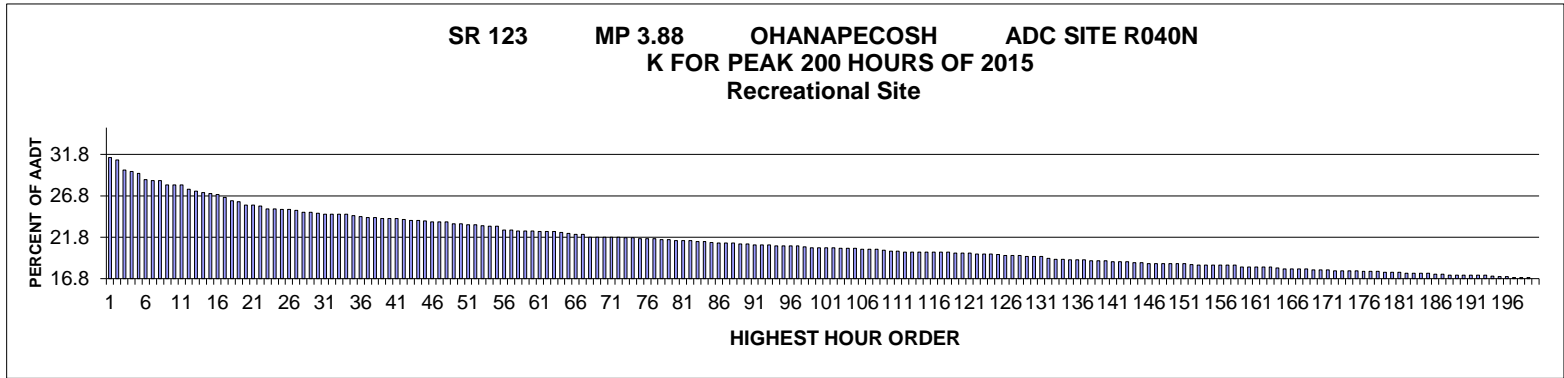
MO	DY	YR	DAY OF WK	HR	HR VOL	PERCENT OF AADT	HOUR NUMBER	AADT	EAST VOLUME	WEST VOLUME	PERCENT EAST IS OF TOTAL VOLUME	PERCENT WEST IS OF TOTAL VOLUME
11	29	15	1	13	5,933	16.54	1	35,881	3,026	2,907	51.00	49.00
8	9	15	1	13	5,777	16.10	2	35,881	2,556	3,221	44.24	55.76
8	9	15	1	14	5,733	15.98	3	35,881	2,432	3,301	42.42	57.58
11	29	15	1	14	5,599	15.60	4	35,881	2,848	2,751	50.87	49.13
8	16	15	1	16	5,487	15.29	5	35,881	1,853	3,634	33.77	66.23
8	9	15	1	15	5,468	15.24	6	35,881	2,205	3,263	40.33	59.67
8	16	15	1	14	5,459	15.21	7	35,881	2,102	3,357	38.51	61.49
7	19	15	1	15	5,347	14.90	8	35,881	2,083	3,264	38.96	61.04
9	7	15	2	13	5,341	14.89	9	35,881	1,942	3,399	36.36	63.64
7	12	15	1	16	5,321	14.83	10	35,881	1,869	3,452	35.12	64.88
8	23	15	1	15	5,314	14.81	11	35,881	2,086	3,228	39.25	60.75
11	29	15	1	15	5,310	14.80	12	35,881	2,413	2,897	45.44	54.56
12	26	15	7	14	5,263	14.67	13	35,881	2,714	2,549	51.57	48.43
7	19	15	1	14	5,249	14.63	14	35,881	2,245	3,004	42.77	57.23

MO	DY	YR	DAY OF WK	HR	HR VOL	PERCENT OF AADT	HOUR NUMBER	AADT	EAST VOLUME	WEST VOLUME	PERCENT EAST IS OF TOTAL VOLUME	PERCENT WEST IS OF TOTAL VOLUME
7	19	15	1	16	5,217	14.54	15	35,881	1,939	3,278	37.17	62.83
7	12	15	1	15	5,199	14.49	16	35,881	2,026	3,173	38.97	61.03
6	14	15	1	16	5,179	14.43	17	35,881	1,658	3,521	32.01	67.99
11	29	15	1	12	5,167	14.40	18	35,881	3,038	2,129	58.80	41.20
7	12	15	1	14	5,152	14.36	19	35,881	2,173	2,979	42.18	57.82
8	16	15	1	13	5,152	14.36	20	35,881	2,212	2,940	42.93	57.07
11	25	15	4	15	5,149	14.35	21	35,881	2,838	2,311	55.12	44.88
8	9	15	1	12	5,126	14.29	22	35,881	2,548	2,578	49.71	50.29
8	23	15	1	14	5,120	14.27	23	35,881	2,128	2,992	41.56	58.44
8	16	15	1	17	5,107	14.23	24	35,881	1,718	3,389	33.64	66.36
6	21	15	1	14	5,106	14.23	25	35,881	2,088	3,018	40.89	59.11
9	7	15	2	15	5,084	14.17	26	35,881	1,719	3,365	33.81	66.19
7	19	15	1	13	5,083	14.17	27	35,881	2,266	2,817	44.58	55.42
12	26	15	7	15	5,074	14.14	28	35,881	2,083	2,991	41.05	58.95
6	14	15	1	15	5,045	14.06	29	35,881	1,830	3,215	36.27	63.73
7	26	15	1	14	5,004	13.95	30	35,881	1,994	3,010	39.85	60.15
6	14	15	1	14	5,001	13.94	31	35,881	1,863	3,138	37.25	62.75
8	23	15	1	16	4,987	13.90	32	35,881	1,949	3,038	39.08	60.92
11	29	15	1	16	4,984	13.89	33	35,881	2,057	2,927	41.27	58.73
7	26	15	1	16	4,973	13.86	34	35,881	1,772	3,201	35.63	64.37
8	16	15	1	12	4,972	13.86	35	35,881	2,604	2,368	52.37	47.63
8	2	15	1	16	4,970	13.85	36	35,881	1,710	3,260	34.41	65.59
9	7	15	2	14	4,969	13.85	37	35,881	1,800	3,169	36.22	63.78
9	7	15	2	12	4,968	13.85	38	35,881	2,011	2,957	40.48	59.52
5	10	15	1	17	4,964	13.83	39	35,881	1,659	3,305	33.42	66.58
12	26	15	7	13	4,940	13.77	40	35,881	3,117	1,823	63.10	36.90
10	11	15	1	17	4,939	13.76	41	35,881	1,640	3,299	33.21	66.79
10	4	15	1	16	4,934	13.75	42	35,881	1,817	3,117	36.83	63.17
7	12	15	1	13	4,928	13.73	43	35,881	2,088	2,840	42.37	57.63
10	4	15	1	17	4,928	13.73	44	35,881	1,647	3,281	33.42	66.58
10	11	15	1	16	4,926	13.73	45	35,881	1,836	3,090	37.27	62.73
7	26	15	1	15	4,924	13.72	46	35,881	1,895	3,029	38.48	61.52
7	12	15	1	17	4,923	13.72	47	35,881	1,701	3,222	34.55	65.45
8	2	15	1	15	4,922	13.72	48	35,881	1,805	3,117	36.67	63.33
6	21	15	1	15	4,908	13.68	49	35,881	1,929	2,979	39.30	60.70
6	21	15	1	16	4,908	13.68	50	35,881	1,783	3,125	36.33	63.67
8	14	15	6	15	4,900	13.66	51	35,881	2,418	2,482	49.35	50.65
7	12	15	1	12	4,894	13.64	52	35,881	2,227	2,667	45.50	54.50
8	23	15	1	13	4,889	13.63	53	35,881	2,106	2,783	43.08	56.92
5	22	15	6	16	4,884	13.61	54	35,881	3,186	1,698	65.23	34.77
12	26	15	7	12	4,883	13.61	55	35,881	3,397	1,486	69.57	30.43
5	25	15	2	14	4,880	13.60	56	35,881	1,771	3,109	36.29	63.71
11	25	15	4	16	4,878	13.59	57	35,881	2,629	2,249	53.90	46.10
12	26	15	7	16	4,877	13.59	58	35,881	1,588	3,289	32.56	67.44
8	23	15	1	18	4,876	13.59	59	35,881	1,680	3,196	34.45	65.55
8	16	15	1	18	4,875	13.59	60	35,881	1,597	3,278	32.76	67.24
6	21	15	1	17	4,859	13.54	61	35,881	1,562	3,297	32.15	67.85
8	16	15	1	15	4,849	13.51	62	35,881	2,114	2,735	43.60	56.40
7	19	15	1	17	4,830	13.46	63	35,881	1,787	3,043	37.00	63.00

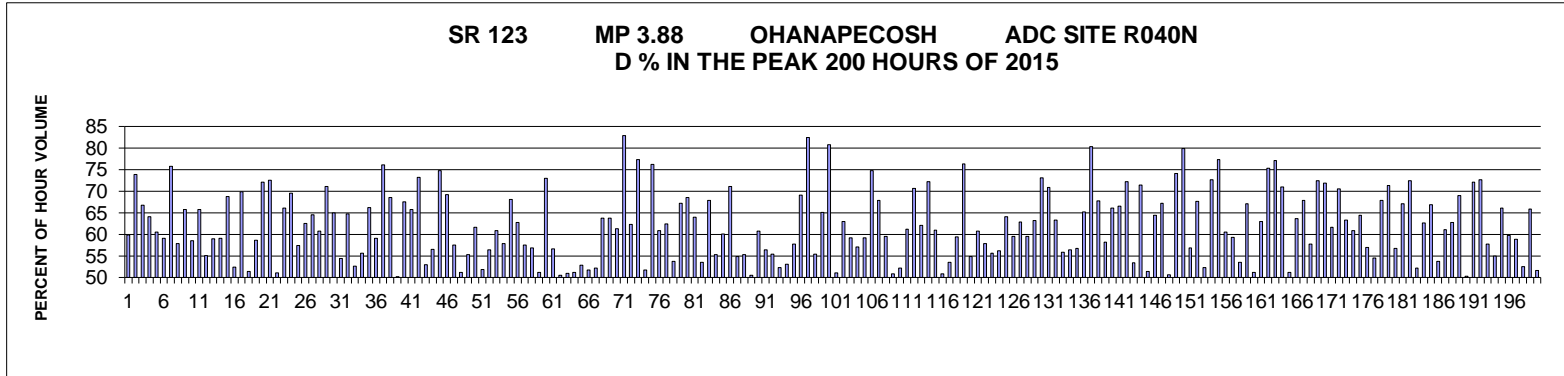
MO	DY	YR	DAY OF WK	HR	HR VOL	PERCENT OF AADT	HOUR NUMBER	AADT	EAST VOLUME	WEST VOLUME	PERCENT EAST IS OF TOTAL VOLUME	PERCENT WEST IS OF TOTAL VOLUME
5	25	15	2	12	4,829	13.46	64	35,881	1,834	2,995	37.98	62.02
5	22	15	6	17	4,825	13.45	65	35,881	3,292	1,533	68.23	31.77
6	28	15	1	14	4,822	13.44	66	35,881	1,936	2,886	40.15	59.85
9	5	15	7	12	4,814	13.42	67	35,881	3,125	1,689	64.91	35.09
7	26	15	1	13	4,800	13.38	68	35,881	2,081	2,719	43.35	56.65
5	10	15	1	18	4,791	13.35	69	35,881	1,594	3,197	33.27	66.73
6	21	15	1	13	4,788	13.34	70	35,881	2,215	2,573	46.26	53.74
5	22	15	6	14	4,781	13.32	71	35,881	3,284	1,497	68.69	31.31
7	24	15	6	15	4,771	13.30	72	35,881	2,602	2,169	54.54	45.46
5	10	15	1	16	4,765	13.28	73	35,881	1,595	3,170	33.47	66.53
9	5	15	7	11	4,763	13.27	74	35,881	3,426	1,337	71.93	28.07
8	14	15	6	16	4,752	13.24	75	35,881	2,404	2,348	50.59	49.41
10	4	15	1	15	4,746	13.23	76	35,881	1,847	2,899	38.92	61.08
7	12	15	1	18	4,744	13.22	77	35,881	1,656	3,088	34.91	65.09
9	7	15	2	16	4,742	13.22	78	35,881	1,508	3,234	31.80	68.20
11	25	15	4	14	4,740	13.21	79	35,881	2,628	2,112	55.44	44.56
8	2	15	1	14	4,732	13.19	80	35,881	1,806	2,926	38.17	61.83
8	2	15	1	17	4,732	13.19	81	35,881	1,586	3,146	33.52	66.48
5	25	15	2	16	4,725	13.17	82	35,881	1,542	3,183	32.63	67.37
6	26	15	6	14	4,722	13.16	83	35,881	2,801	1,921	59.32	40.68
6	28	15	1	12	4,712	13.13	84	35,881	2,220	2,492	47.11	52.89
8	7	15	6	15	4,711	13.13	85	35,881	2,491	2,220	52.88	47.12
7	19	15	1	18	4,708	13.12	86	35,881	1,552	3,156	32.97	67.03
5	25	15	2	15	4,704	13.11	87	35,881	1,651	3,053	35.10	64.90
5	22	15	6	15	4,701	13.10	88	35,881	3,182	1,519	67.69	32.31
8	30	15	1	15	4,691	13.07	89	35,881	2,074	2,617	44.21	55.79
7	17	15	6	16	4,684	13.05	90	35,881	2,436	2,248	52.01	47.99
8	7	15	6	16	4,684	13.05	91	35,881	2,483	2,201	53.01	46.99
7	17	15	6	17	4,671	13.02	92	35,881	2,417	2,254	51.74	48.26
6	28	15	1	16	4,670	13.02	93	35,881	1,646	3,024	35.25	64.75
6	21	15	1	18	4,663	13.00	94	35,881	1,608	3,055	34.48	65.52
6	28	15	1	13	4,659	12.98	95	35,881	2,037	2,622	43.72	56.28
6	26	15	6	15	4,658	12.98	96	35,881	2,735	1,923	58.72	41.28
4	12	15	1	17	4,657	12.98	97	35,881	1,455	3,202	31.24	68.76
6	14	15	1	17	4,657	12.98	98	35,881	1,542	3,115	33.11	66.89
12	31	15	5	15	4,655	12.97	99	35,881	2,091	2,564	44.92	55.08
11	25	15	4	17	4,649	12.96	100	35,881	2,374	2,275	51.06	48.94
11	28	15	7	15	4,645	12.95	101	35,881	1,759	2,886	37.87	62.13
5	10	15	1	15	4,637	12.92	102	35,881	1,651	2,986	35.60	64.40
7	19	15	1	12	4,636	12.92	103	35,881	2,296	2,340	49.53	50.47
8	8	15	7	12	4,625	12.89	104	35,881	2,640	1,985	57.08	42.92
8	9	15	1	17	4,624	12.89	105	35,881	1,946	2,678	42.08	57.92
6	14	15	1	13	4,620	12.88	106	35,881	2,003	2,617	43.35	56.65
7	24	15	6	14	4,619	12.87	107	35,881	2,504	2,115	54.21	45.79
5	25	15	2	13	4,618	12.87	108	35,881	1,777	2,841	38.48	61.52
10	18	15	1	18	4,614	12.86	109	35,881	1,916	2,698	41.53	58.47
6	28	15	1	15	4,604	12.83	110	35,881	1,740	2,864	37.79	62.21
7	26	15	1	17	4,603	12.83	111	35,881	1,612	2,991	35.02	64.98
9	13	15	1	17	4,598	12.81	112	35,881	1,621	2,977	35.25	64.75

MO	DY	YR	DAY OF WK	HR	HR VOL	PERCENT OF AADT	HOUR NUMBER	AADT	EAST VOLUME	WEST VOLUME	PERCENT EAST IS OF TOTAL VOLUME	PERCENT WEST IS OF TOTAL VOLUME
8	9	15	1	16	4,583	12.77	113	35,881	2,093	2,490	45.67	54.33
7	24	15	6	16	4,582	12.77	114	35,881	2,486	2,096	54.26	45.74
4	12	15	1	16	4,580	12.76	115	35,881	1,523	3,057	33.25	66.75
6	14	15	1	18	4,580	12.76	116	35,881	1,334	3,246	29.13	70.87
8	2	15	1	13	4,579	12.76	117	35,881	1,875	2,704	40.95	59.05
10	25	15	1	16	4,579	12.76	118	35,881	1,569	3,010	34.27	65.73
9	20	15	1	14	4,571	12.74	119	35,881	1,767	2,804	38.66	61.34
9	13	15	1	16	4,565	12.72	120	35,881	1,754	2,811	38.42	61.58
11	8	15	1	16	4,563	12.72	121	35,881	1,519	3,044	33.29	66.71
12	26	15	7	17	4,556	12.70	122	35,881	1,094	3,462	24.01	75.99
6	26	15	6	16	4,555	12.69	123	35,881	2,688	1,867	59.01	40.99
9	4	15	6	14	4,543	12.66	124	35,881	3,071	1,472	67.60	32.40
5	3	15	1	16	4,540	12.65	125	35,881	1,634	2,906	35.99	64.01
9	4	15	6	15	4,540	12.65	126	35,881	2,937	1,603	64.69	35.31
9	20	15	1	16	4,537	12.64	127	35,881	1,548	2,989	34.12	65.88
10	11	15	1	18	4,535	12.64	128	35,881	1,356	3,179	29.90	70.10
6	28	15	1	17	4,531	12.63	129	35,881	1,529	3,002	33.75	66.25
7	26	15	1	12	4,531	12.63	130	35,881	2,107	2,424	46.50	53.50
11	28	15	7	16	4,531	12.63	131	35,881	1,422	3,109	31.38	68.62
6	21	15	1	12	4,530	12.63	132	35,881	2,234	2,296	49.32	50.68
8	7	15	6	14	4,523	12.61	133	35,881	2,434	2,089	53.81	46.19
9	20	15	1	15	4,522	12.60	134	35,881	1,634	2,888	36.13	63.87
5	10	15	1	19	4,515	12.58	135	35,881	1,319	3,196	29.21	70.79
5	17	15	1	16	4,500	12.54	136	35,881	1,597	2,903	35.49	64.51
9	13	15	1	18	4,500	12.54	137	35,881	1,496	3,004	33.24	66.76
9	13	15	1	15	4,499	12.54	138	35,881	1,796	2,703	39.92	60.08
11	28	15	7	14	4,494	12.52	139	35,881	2,065	2,429	45.95	54.05
6	19	15	6	15	4,486	12.50	140	35,881	2,593	1,893	57.80	42.20
9	4	15	6	16	4,486	12.50	141	35,881	2,826	1,660	63.00	37.00
5	31	15	1	16	4,484	12.50	142	35,881	1,480	3,004	33.01	66.99
6	12	15	6	16	4,483	12.49	143	35,881	2,509	1,974	55.97	44.03
8	9	15	1	18	4,482	12.49	144	35,881	1,805	2,677	40.27	59.73
12	31	15	5	16	4,475	12.47	145	35,881	1,781	2,694	39.80	60.20
8	23	15	1	19	4,472	12.46	146	35,881	1,307	3,165	29.23	70.77
11	8	15	1	17	4,471	12.46	147	35,881	1,385	3,086	30.98	69.02
8	8	15	7	11	4,468	12.45	148	35,881	2,639	1,829	59.06	40.94
9	5	15	7	13	4,466	12.45	149	35,881	2,742	1,724	61.40	38.60
6	19	15	6	16	4,465	12.44	150	35,881	2,563	1,902	57.40	42.60
6	28	15	1	18	4,465	12.44	151	35,881	1,392	3,073	31.18	68.82
8	7	15	6	18	4,461	12.43	152	35,881	2,647	1,814	59.34	40.66
8	23	15	1	12	4,458	12.42	153	35,881	2,167	2,291	48.61	51.39
10	11	15	1	15	4,457	12.42	154	35,881	1,954	2,503	43.84	56.16
10	4	15	1	14	4,450	12.40	155	35,881	1,775	2,675	39.89	60.11
7	31	15	6	17	4,449	12.40	156	35,881	2,539	1,910	57.07	42.93
5	17	15	1	17	4,447	12.39	157	35,881	1,602	2,845	36.02	63.98
12	31	15	5	14	4,439	12.37	158	35,881	2,193	2,246	49.40	50.60
5	3	15	1	17	4,438	12.37	159	35,881	1,432	3,006	32.27	67.73
6	21	15	1	19	4,436	12.36	160	35,881	1,441	2,995	32.48	67.52
8	2	15	1	12	4,429	12.34	161	35,881	2,160	2,269	48.77	51.23

MO	DY	YR	DAY OF WK	HR	HR VOL	PERCENT OF AADT	HOUR NUMBER	AADT	EAST VOLUME	WEST VOLUME	PERCENT EAST IS OF TOTAL VOLUME	PERCENT WEST IS OF TOTAL VOLUME
11	8	15	1	15	4,426	12.34	162	35,881	1,631	2,795	36.85	63.15
5	17	15	1	15	4,425	12.33	163	35,881	1,722	2,703	38.92	61.08
6	19	15	6	14	4,417	12.31	164	35,881	2,623	1,794	59.38	40.62
12	27	15	1	13	4,412	12.30	165	35,881	2,259	2,153	51.20	48.80
8	15	15	7	12	4,409	12.29	166	35,881	2,702	1,707	61.28	38.72
6	26	15	6	13	4,397	12.25	167	35,881	2,624	1,773	59.68	40.32
7	26	15	1	18	4,393	12.24	168	35,881	1,534	2,859	34.92	65.08
9	27	15	1	18	4,389	12.23	169	35,881	1,933	2,456	44.04	55.96
10	25	15	1	15	4,389	12.23	170	35,881	1,778	2,611	40.51	59.49
5	3	15	1	15	4,385	12.22	171	35,881	1,646	2,739	37.54	62.46
12	30	15	4	16	4,385	12.22	172	35,881	1,548	2,837	35.30	64.70
12	30	15	4	15	4,382	12.21	173	35,881	1,757	2,625	40.10	59.90
4	12	15	1	15	4,377	12.20	174	35,881	1,576	2,801	36.01	63.99
6	19	15	6	17	4,374	12.19	175	35,881	2,656	1,718	60.72	39.28
3	29	15	1	17	4,368	12.17	176	35,881	1,673	2,695	38.30	61.70
10	25	15	1	17	4,362	12.16	177	35,881	1,427	2,935	32.71	67.29
7	24	15	6	17	4,355	12.14	178	35,881	2,558	1,797	58.74	41.26
8	21	15	6	16	4,346	12.11	179	35,881	2,402	1,944	55.27	44.73
5	8	15	6	16	4,341	12.10	180	35,881	2,408	1,933	55.47	44.53
11	28	15	7	13	4,339	12.09	181	35,881	2,362	1,977	54.44	45.56
4	26	15	1	16	4,337	12.09	182	35,881	1,657	2,680	38.21	61.79
9	4	15	6	17	4,337	12.09	183	35,881	2,891	1,446	66.66	33.34
7	10	15	6	15	4,331	12.07	184	35,881	2,283	2,048	52.71	47.29
8	2	15	1	18	4,330	12.07	185	35,881	1,353	2,977	31.25	68.75
8	15	15	7	11	4,330	12.07	186	35,881	2,884	1,446	66.61	33.39
7	31	15	6	16	4,329	12.06	187	35,881	2,543	1,786	58.74	41.26
9	20	15	1	17	4,329	12.06	188	35,881	1,439	2,890	33.24	66.76
7	10	15	6	16	4,326	12.06	189	35,881	2,291	2,035	52.96	47.04
6	14	15	1	12	4,324	12.05	190	35,881	2,154	2,170	49.81	50.19
4	3	15	6	17	4,321	12.04	191	35,881	2,933	1,388	67.88	32.12
5	8	15	6	15	4,315	12.03	192	35,881	2,311	2,004	53.56	46.44
5	22	15	6	18	4,314	12.02	193	35,881	2,927	1,387	67.85	32.15
10	4	15	1	18	4,314	12.02	194	35,881	1,278	3,036	29.62	70.38
7	17	15	6	15	4,308	12.01	195	35,881	2,330	1,978	54.09	45.91
5	25	15	2	11	4,306	12.00	196	35,881	1,688	2,618	39.20	60.80
5	3	15	1	18	4,304	12.00	197	35,881	1,338	2,966	31.09	68.91
5	17	15	1	14	4,303	11.99	198	35,881	1,735	2,568	40.32	59.68
9	4	15	6	13	4,300	11.98	199	35,881	2,901	1,399	67.47	32.53
4	19	15	1	16	4,298	11.98	200	35,881	1,567	2,731	36.46	63.54



AADT= 936 K 30 FACTOR= 24.68 K 100 FACTOR= 20.51 K 200 FACTOR= 16.77 D 100 FACTOR= 80.73



MO	DY	YR	DAY OF WK	HR	HR VOL	PERCENT OF AADT	HOUR NUMBER	AADT	NORTH VOLUME	SOUTH VOLUME	PERCENT NORTH IS OF TOTAL VOLUME	PERCENT SOUTH IS OF TOTAL VOLUME
7	19	15	1	13	294	31.41	1	936	176	118	59.86	40.14
9	5	15	7	13	291	31.09	2	936	76	215	26.12	73.88
8	16	15	1	12	280	29.91	3	936	187	93	66.79	33.21
7	19	15	1	12	278	29.70	4	936	178	100	64.03	35.97
8	2	15	1	12	276	29.49	5	936	167	109	60.51	39.49
9	5	15	7	15	269	28.74	6	936	110	159	40.89	59.11
5	25	15	2	13	268	28.63	7	936	203	65	75.75	24.25
7	18	15	7	13	268	28.63	8	936	113	155	42.16	57.84
7	5	15	1	13	263	28.10	9	936	173	90	65.78	34.22
7	19	15	1	14	263	28.10	10	936	154	109	58.56	41.44
8	2	15	1	13	263	28.10	11	936	173	90	65.78	34.22
8	1	15	7	13	258	27.56	12	936	116	142	44.96	55.04
8	23	15	1	13	256	27.35	13	936	151	105	58.98	41.02
7	26	15	1	13	254	27.14	14	936	150	104	59.06	40.94

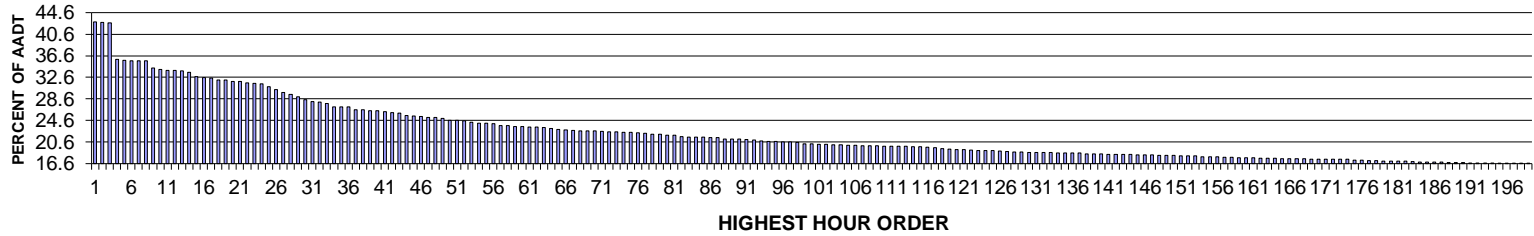
MO	DY	YR	DAY OF WK	HR	HR VOL	PERCENT OF AADT	HOUR NUMBER	AADT	NORTH VOLUME	SOUTH VOLUME	PERCENT NORTH IS OF TOTAL VOLUME	PERCENT SOUTH IS OF TOTAL VOLUME
8	16	15	1	13	253	27.03	15	936	174	79	68.77	31.23
8	2	15	1	15	252	26.92	16	936	132	120	52.38	47.62
7	19	15	1	11	249	26.60	17	936	174	75	69.88	30.12
9	5	15	7	16	245	26.18	18	936	126	119	51.43	48.57
7	18	15	7	16	244	26.07	19	936	101	143	41.39	58.61
7	5	15	1	12	240	25.64	20	936	173	67	72.08	27.92
8	9	15	1	12	240	25.64	21	936	174	66	72.50	27.50
8	16	15	1	15	239	25.53	22	936	122	117	51.05	48.95
8	9	15	1	13	236	25.21	23	936	156	80	66.10	33.90
9	5	15	7	12	236	25.21	24	936	72	164	30.51	69.49
8	16	15	1	16	235	25.11	25	936	100	135	42.55	57.45
9	5	15	7	14	235	25.11	26	936	88	147	37.45	62.55
8	1	15	7	16	234	25.00	27	936	83	151	35.47	64.53
8	2	15	1	14	232	24.79	28	936	141	91	60.78	39.22
9	7	15	2	12	232	24.79	29	936	165	67	71.12	28.88
7	3	15	6	16	231	24.68	30	936	81	150	35.06	64.94
5	24	15	1	12	230	24.57	31	936	105	125	45.65	54.35
7	3	15	6	14	230	24.57	32	936	81	149	35.22	64.78
8	2	15	1	16	230	24.57	33	936	109	121	47.39	52.61
9	6	15	1	15	230	24.57	34	936	128	102	55.65	44.35
7	3	15	6	15	228	24.36	35	936	77	151	33.77	66.23
7	18	15	7	15	227	24.25	36	936	93	134	40.97	59.03
9	7	15	2	13	226	24.15	37	936	172	54	76.11	23.89
9	7	15	2	14	226	24.15	38	936	155	71	68.58	31.42
7	19	15	1	16	225	24.04	39	936	113	112	50.22	49.78
7	26	15	1	12	225	24.04	40	936	152	73	67.56	32.44
8	22	15	7	16	225	24.04	41	936	77	148	34.22	65.78
8	23	15	1	12	224	23.93	42	936	164	60	73.21	26.79
5	24	15	1	16	223	23.82	43	936	118	105	52.91	47.09
7	19	15	1	15	223	23.82	44	936	126	97	56.50	43.50
5	25	15	2	12	222	23.72	45	936	166	56	74.77	25.23
5	25	15	2	15	221	23.61	46	936	153	68	69.23	30.77
7	12	15	1	13	221	23.61	47	936	127	94	57.47	42.53
8	16	15	1	14	221	23.61	48	936	113	108	51.13	48.87
9	5	15	7	18	219	23.40	49	936	98	121	44.75	55.25
9	6	15	1	12	219	23.40	50	936	135	84	61.64	38.36
8	1	15	7	14	218	23.29	51	936	105	113	48.17	51.83
8	9	15	1	16	218	23.29	52	936	95	123	43.58	56.42
9	5	15	7	11	217	23.18	53	936	85	132	39.17	60.83
7	12	15	1	14	216	23.08	54	936	125	91	57.87	42.13
8	1	15	7	15	216	23.08	55	936	69	147	31.94	68.06
8	1	15	7	12	212	22.65	56	936	133	79	62.74	37.26
8	15	15	7	15	212	22.65	57	936	90	122	42.45	57.55
6	27	15	7	18	211	22.54	58	936	91	120	43.13	56.87
8	9	15	1	15	211	22.54	59	936	108	103	51.18	48.82
8	22	15	7	17	211	22.54	60	936	57	154	27.01	72.99
5	23	15	7	15	210	22.44	61	936	91	119	43.33	56.67
6	27	15	7	13	210	22.44	62	936	106	104	50.48	49.52
7	25	15	7	13	210	22.44	63	936	107	103	50.95	49.05

MO	DY	YR	DAY OF WK	HR	HR VOL	PERCENT OF AADT	HOUR NUMBER	AADT	NORTH VOLUME	SOUTH VOLUME	PERCENT NORTH IS OF TOTAL VOLUME	PERCENT SOUTH IS OF TOTAL VOLUME
8	23	15	1	15	209	22.33	64	936	102	107	48.80	51.20
9	5	15	7	17	208	22.22	65	936	110	98	52.88	47.12
5	24	15	1	14	207	22.12	66	936	107	100	51.69	48.31
7	12	15	1	15	207	22.12	67	936	108	99	52.17	47.83
7	4	15	7	12	204	21.79	68	936	130	74	63.73	36.27
8	1	15	7	17	204	21.79	69	936	74	130	36.27	63.73
8	8	15	7	16	204	21.79	70	936	79	125	38.73	61.27
8	16	15	1	11	204	21.79	71	936	169	35	82.84	17.16
9	7	15	2	15	204	21.79	72	936	127	77	62.25	37.75
5	25	15	2	14	203	21.69	73	936	157	46	77.34	22.66
7	18	15	7	12	203	21.69	74	936	105	98	51.72	48.28
8	2	15	1	11	202	21.58	75	936	154	48	76.24	23.76
8	15	15	7	14	202	21.58	76	936	79	123	39.11	60.89
8	15	15	7	16	202	21.58	77	936	76	126	37.62	62.38
5	24	15	1	13	201	21.47	78	936	93	108	46.27	53.73
7	11	15	7	12	201	21.47	79	936	135	66	67.16	32.84
6	27	15	7	16	200	21.37	80	936	63	137	31.50	68.50
7	12	15	1	12	200	21.37	81	936	128	72	64.00	36.00
8	23	15	1	14	200	21.37	82	936	107	93	53.50	46.50
7	18	15	7	17	199	21.26	83	936	64	135	32.16	67.84
8	15	15	7	12	199	21.26	84	936	110	89	55.28	44.72
7	12	15	1	16	198	21.15	85	936	79	119	39.90	60.10
5	25	15	2	11	197	21.05	86	936	140	57	71.07	28.93
6	28	15	1	15	197	21.05	87	936	108	89	54.82	45.18
7	11	15	7	15	197	21.05	88	936	88	109	44.67	55.33
6	7	15	1	15	196	20.94	89	936	97	99	49.49	50.51
8	22	15	7	13	196	20.94	90	936	119	77	60.71	39.29
5	24	15	1	15	195	20.83	91	936	110	85	56.41	43.59
7	26	15	1	14	195	20.83	92	936	108	87	55.38	44.62
9	6	15	1	14	195	20.83	93	936	102	93	52.31	47.69
7	5	15	1	15	194	20.73	94	936	103	91	53.09	46.91
7	18	15	7	14	194	20.73	95	936	82	112	42.27	57.73
8	1	15	7	18	194	20.73	96	936	60	134	30.93	69.07
8	9	15	1	11	194	20.73	97	936	160	34	82.47	17.53
8	9	15	1	17	193	20.62	98	936	107	86	55.44	44.56
7	3	15	6	13	192	20.51	99	936	67	125	34.90	65.10
7	26	15	1	11	192	20.51	100	936	155	37	80.73	19.27
8	16	15	1	17	192	20.51	101	936	98	94	51.04	48.96
8	22	15	7	12	192	20.51	102	936	121	71	63.02	36.98
7	19	15	1	17	191	20.41	103	936	78	113	40.84	59.16
8	8	15	7	15	191	20.41	104	936	82	109	42.93	57.07
9	7	15	2	16	191	20.41	105	936	113	78	59.16	40.84
5	23	15	7	12	190	20.30	106	936	48	142	25.26	74.74
5	23	15	7	14	190	20.30	107	936	61	129	32.11	67.89
8	2	15	1	17	190	20.30	108	936	77	113	40.53	59.47
7	17	15	6	14	189	20.19	109	936	96	93	50.79	49.21
7	4	15	7	14	188	20.09	110	936	90	98	47.87	52.13
8	8	15	7	17	188	20.09	111	936	73	115	38.83	61.17
5	23	15	7	13	187	19.98	112	936	55	132	29.41	70.59

MO	DY	YR	DAY OF WK	HR	HR VOL	PERCENT OF AADT	HOUR NUMBER	AADT	NORTH VOLUME	SOUTH VOLUME	PERCENT NORTH IS OF TOTAL VOLUME	PERCENT SOUTH IS OF TOTAL VOLUME
6	27	15	7	15	187	19.98	113	936	71	116	37.97	62.03
7	3	15	6	17	187	19.98	114	936	52	135	27.81	72.19
7	5	15	1	14	187	19.98	115	936	114	73	60.96	39.04
8	8	15	7	14	187	19.98	116	936	95	92	50.80	49.20
9	6	15	1	17	187	19.98	117	936	100	87	53.48	46.52
9	12	15	7	15	187	19.98	118	936	76	111	40.64	59.36
5	23	15	7	11	186	19.87	119	936	44	142	23.66	76.34
7	26	15	1	15	186	19.87	120	936	84	102	45.16	54.84
8	22	15	7	15	186	19.87	121	936	73	113	39.25	60.75
5	24	15	1	17	185	19.76	122	936	107	78	57.84	42.16
7	3	15	6	12	185	19.76	123	936	82	103	44.32	55.68
9	6	15	1	13	185	19.76	124	936	104	81	56.22	43.78
7	5	15	1	16	184	19.66	125	936	118	66	64.13	35.87
7	11	15	7	16	183	19.55	126	936	74	109	40.44	59.56
8	1	15	7	11	183	19.55	127	936	115	68	62.84	37.16
8	9	15	1	14	183	19.55	128	936	109	74	59.56	40.44
6	27	15	7	14	182	19.44	129	936	67	115	36.81	63.19
7	5	15	1	11	182	19.44	130	936	133	49	73.08	26.92
7	17	15	6	18	182	19.44	131	936	53	129	29.12	70.88
5	25	15	2	16	180	19.23	132	936	114	66	63.33	36.67
8	15	15	7	13	179	19.12	133	936	100	79	55.87	44.13
9	12	15	7	16	179	19.12	134	936	78	101	43.58	56.42
5	23	15	7	17	178	19.02	135	936	101	77	56.74	43.26
6	28	15	1	14	178	19.02	136	936	116	62	65.17	34.83
8	23	15	1	11	178	19.02	137	936	143	35	80.34	19.66
6	27	15	7	11	177	18.91	138	936	120	57	67.80	32.20
6	27	15	7	12	177	18.91	139	936	103	74	58.19	41.81
6	27	15	7	19	177	18.91	140	936	60	117	33.90	66.10
6	27	15	7	17	176	18.80	141	936	59	117	33.52	66.48
7	4	15	7	16	176	18.80	142	936	49	127	27.84	72.16
9	7	15	2	17	176	18.80	143	936	94	82	53.41	46.59
7	24	15	6	16	175	18.70	144	936	50	125	28.57	71.43
8	23	15	1	16	175	18.70	145	936	90	85	51.43	48.57
6	28	15	1	13	174	18.59	146	936	112	62	64.37	35.63
7	12	15	1	11	174	18.59	147	936	117	57	67.24	32.76
7	12	15	1	18	174	18.59	148	936	88	86	50.57	49.43
7	17	15	6	17	174	18.59	149	936	45	129	25.86	74.14
9	7	15	2	11	174	18.59	150	936	139	35	79.89	20.11
9	12	15	7	13	174	18.59	151	936	75	99	43.10	56.90
7	17	15	6	16	173	18.48	152	936	56	117	32.37	67.63
5	24	15	1	11	172	18.38	153	936	82	90	47.67	52.33
7	18	15	7	11	172	18.38	154	936	125	47	72.67	27.33
8	7	15	6	18	172	18.38	155	936	39	133	22.67	77.33
8	22	15	7	14	172	18.38	156	936	68	104	39.53	60.47
9	6	15	1	18	172	18.38	157	936	102	70	59.30	40.70
9	12	15	7	14	172	18.38	158	936	80	92	46.51	53.49
6	28	15	1	12	170	18.16	159	936	114	56	67.06	32.94
7	4	15	7	13	170	18.16	160	936	83	87	48.82	51.18
7	25	15	7	12	170	18.16	161	936	107	63	62.94	37.06

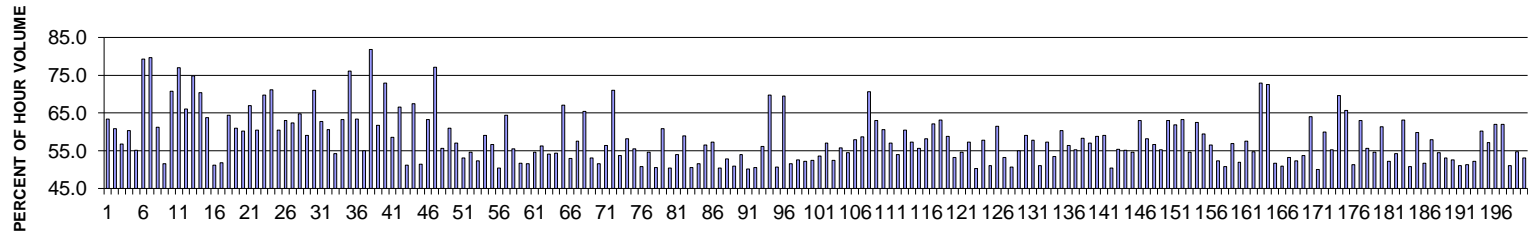
MO	DY	YR	DAY OF WK	HR	HR VOL	PERCENT OF AADT	HOUR NUMBER	AADT	NORTH VOLUME	SOUTH VOLUME	PERCENT NORTH IS OF TOTAL VOLUME	PERCENT SOUTH IS OF TOTAL VOLUME
8	15	15	7	18	170	18.16	162	936	42	128	24.71	75.29
8	22	15	7	18	170	18.16	163	936	39	131	22.94	77.06
7	31	15	6	15	169	18.06	164	936	49	120	28.99	71.01
5	23	15	7	16	168	17.95	165	936	86	82	51.19	48.81
7	4	15	7	15	168	17.95	166	936	61	107	36.31	63.69
7	31	15	6	16	168	17.95	167	936	54	114	32.14	67.86
8	8	15	7	12	168	17.95	168	936	97	71	57.74	42.26
8	7	15	6	16	167	17.84	169	936	46	121	27.54	72.46
8	15	15	7	17	167	17.84	170	936	47	120	28.14	71.86
9	13	15	1	15	167	17.84	171	936	103	64	61.68	38.32
7	24	15	6	15	166	17.74	172	936	49	117	29.52	70.48
8	2	15	1	18	166	17.74	173	936	61	105	36.75	63.25
8	7	15	6	15	166	17.74	174	936	65	101	39.16	60.84
8	15	15	7	11	166	17.74	175	936	107	59	64.46	35.54
6	14	15	1	14	165	17.63	176	936	94	71	56.97	43.03
7	31	15	6	14	165	17.63	177	936	90	75	54.55	45.45
8	8	15	7	18	165	17.63	178	936	53	112	32.12	67.88
6	20	15	7	16	164	17.52	179	936	47	117	28.66	71.34
6	28	15	1	16	164	17.52	180	936	71	93	43.29	56.71
9	5	15	7	10	164	17.52	181	936	54	110	32.93	67.07
8	7	15	6	17	163	17.41	182	936	45	118	27.61	72.39
8	16	15	1	18	163	17.41	183	936	78	85	47.85	52.15
9	12	15	7	17	163	17.41	184	936	61	102	37.42	62.58
9	13	15	1	14	163	17.41	185	936	109	54	66.87	33.13
7	12	15	1	17	162	17.31	186	936	75	87	46.30	53.70
7	31	15	6	12	162	17.31	187	936	99	63	61.11	38.89
6	20	15	7	12	161	17.20	188	936	101	60	62.73	37.27
7	11	15	7	11	161	17.20	189	936	111	50	68.94	31.06
7	11	15	7	13	161	17.20	190	936	81	80	50.31	49.69
7	30	15	5	16	161	17.20	191	936	45	116	27.95	72.05
7	31	15	6	17	161	17.20	192	936	44	117	27.33	72.67
9	12	15	7	12	161	17.20	193	936	93	68	57.76	42.24
9	6	15	1	16	160	17.09	194	936	88	72	55.00	45.00
7	11	15	7	17	159	16.99	195	936	54	105	33.96	66.04
7	25	15	7	17	159	16.99	196	936	64	95	40.25	59.75
6	21	15	1	13	158	16.88	197	936	93	65	58.86	41.14
7	24	15	6	12	158	16.88	198	936	83	75	52.53	47.47
8	13	15	5	16	158	16.88	199	936	54	104	34.18	65.82
6	14	15	1	15	157	16.77	200	936	81	76	51.59	48.41

**SR 012 MP 135.10 PACKWOOD ADC SITE R040W
K FOR PEAK 200 HOURS OF 2015
Recreational Site**



AADT= 1926 K 30 FACTOR= 28.97 K 100 FACTOR= 20.3 K 200 FACTOR= 16.61 D 100 FACTOR= 52.43

**SR 012 MP 135.10 PACKWOOD ADC SITE R040W
D % IN THE PEAK 200 HOURS OF 2015**



MO	DY	YR	DAY OF WK	HR	HR VOL	PERCENT OF AADT	HOUR NUMBER	AADT	EAST VOLUME	WEST VOLUME	PERCENT EAST IS OF TOTAL VOLUME	PERCENT WEST IS OF TOTAL VOLUME
12	24	15	5	15	946	49.12	1	1926	600	346	63.42	36.58
12	24	15	5	12	826	42.89	2	1926	503	323	60.90	39.10
12	24	15	5	16	824	42.78	3	1926	468	356	56.80	43.20
12	24	15	5	14	823	42.73	4	1926	497	326	60.39	39.61
9	5	15	7	15	693	35.98	5	1926	382	311	55.12	44.88
9	5	15	7	12	688	35.72	6	1926	143	545	20.78	79.22
5	23	15	7	12	687	35.67	7	1926	140	547	20.38	79.62
12	24	15	5	13	687	35.67	8	1926	421	266	61.28	38.72
12	24	15	5	17	687	35.67	9	1926	333	354	48.47	51.53
9	5	15	7	13	661	34.32	10	1926	193	468	29.20	70.80
5	23	15	7	11	656	34.06	11	1926	151	505	23.02	76.98
5	24	15	1	16	652	33.85	12	1926	431	221	66.10	33.90
9	5	15	7	11	652	33.85	13	1926	164	488	25.15	74.85
5	23	15	7	16	651	33.80	14	1926	458	193	70.35	29.65

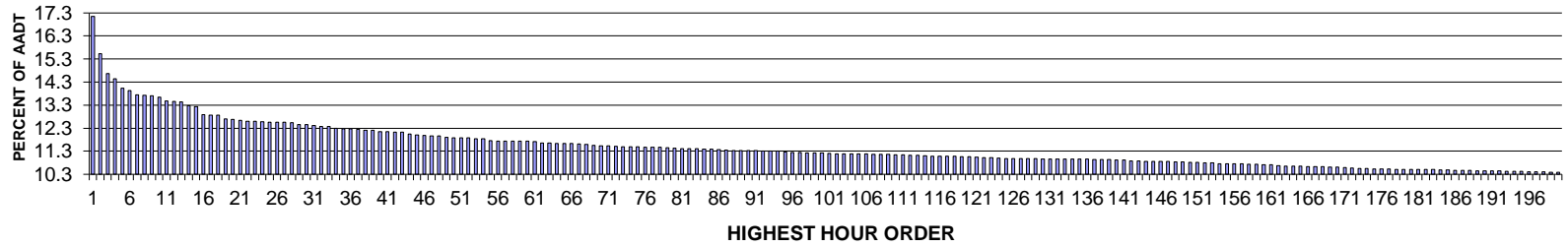
MO	DY	YR	DAY OF WK	HR	HR VOL	PERCENT OF AADT	HOUR NUMBER	AADT	EAST VOLUME	WEST VOLUME	PERCENT EAST IS OF TOTAL VOLUME	PERCENT WEST IS OF TOTAL VOLUME
5	25	15	2	13	645	33.49	15	1926	411	234	63.72	36.28
5	23	15	7	14	631	32.76	16	1926	308	323	48.81	51.19
5	24	15	1	14	627	32.55	17	1926	302	325	48.17	51.83
5	23	15	7	13	626	32.50	18	1926	223	403	35.62	64.38
5	23	15	7	15	618	32.09	19	1926	377	241	61.00	39.00
5	25	15	2	15	618	32.09	20	1926	372	246	60.19	39.81
5	24	15	1	12	614	31.88	21	1926	203	411	33.06	66.94
9	5	15	7	14	614	31.88	22	1926	243	371	39.58	60.42
9	5	15	7	18	608	31.57	23	1926	424	184	69.74	30.26
9	5	15	7	17	606	31.46	24	1926	431	175	71.12	28.88
5	24	15	1	15	605	31.41	25	1926	366	239	60.50	39.50
5	24	15	1	13	594	30.84	26	1926	220	374	37.04	62.96
9	5	15	7	16	584	30.32	27	1926	364	220	62.33	37.67
9	7	15	2	15	574	29.80	28	1926	372	202	64.81	35.19
5	25	15	2	12	567	29.44	29	1926	335	232	59.08	40.92
5	23	15	7	17	558	28.97	30	1926	396	162	70.97	29.03
9	6	15	1	13	548	28.45	31	1926	204	344	37.23	62.77
9	7	15	2	14	541	28.09	32	1926	328	213	60.63	39.37
9	6	15	1	15	540	28.04	33	1926	293	247	54.26	45.74
5	25	15	2	14	534	27.73	34	1926	338	196	63.30	36.70
5	24	15	1	11	523	27.15	35	1926	125	398	23.90	76.10
9	7	15	2	13	522	27.10	36	1926	331	191	63.41	36.59
12	24	15	5	18	522	27.10	37	1926	235	287	45.02	54.98
5	23	15	7	10	512	26.58	38	1926	93	419	18.16	81.84
9	6	15	1	12	512	26.58	39	1926	196	316	38.28	61.72
5	24	15	1	17	509	26.43	40	1926	371	138	72.89	27.11
9	7	15	2	12	509	26.43	41	1926	298	211	58.55	41.45
5	24	15	1	18	505	26.22	42	1926	336	169	66.53	33.47
9	6	15	1	14	502	26.06	43	1926	245	257	48.80	51.20
9	6	15	1	17	500	25.96	44	1926	337	163	67.40	32.60
8	16	15	1	14	492	25.55	45	1926	239	253	48.58	51.42
9	6	15	1	16	490	25.44	46	1926	310	180	63.27	36.73
9	5	15	7	10	488	25.34	47	1926	112	376	22.95	77.05
5	25	15	2	16	485	25.18	48	1926	270	215	55.67	44.33
12	24	15	5	11	484	25.13	49	1926	295	189	60.95	39.05
8	2	15	1	15	482	25.03	50	1926	275	207	57.05	42.95
8	16	15	1	16	475	24.66	51	1926	252	223	53.05	46.95
8	2	15	1	13	474	24.61	52	1926	259	215	54.64	45.36
8	2	15	1	12	472	24.51	53	1926	225	247	47.67	52.33
9	7	15	2	16	467	24.25	54	1926	276	191	59.10	40.90
8	16	15	1	13	464	24.09	55	1926	263	201	56.68	43.32
9	4	15	6	16	464	24.09	56	1926	230	234	49.57	50.43
7	5	15	1	16	463	24.04	57	1926	298	165	64.36	35.64
8	16	15	1	15	456	23.68	58	1926	253	203	55.48	44.52
9	4	15	6	15	455	23.62	59	1926	220	235	48.35	51.65
7	26	15	1	15	452	23.47	60	1926	219	233	48.45	51.55
8	2	15	1	14	452	23.47	61	1926	247	205	54.65	45.35
7	5	15	1	13	451	23.42	62	1926	254	197	56.32	43.68
8	9	15	1	15	451	23.42	63	1926	244	207	54.10	45.90

MO	DY	YR	DAY OF WK	HR	HR VOL	PERCENT OF AADT	HOUR NUMBER	AADT	EAST VOLUME	WEST VOLUME	PERCENT EAST IS OF TOTAL VOLUME	PERCENT WEST IS OF TOTAL VOLUME
7	19	15	1	13	449	23.31	64	1926	244	205	54.34	45.66
9	6	15	1	11	446	23.16	65	1926	147	299	32.96	67.04
8	16	15	1	17	442	22.95	66	1926	234	208	52.94	47.06
9	7	15	2	17	440	22.85	67	1926	253	187	57.50	42.50
7	5	15	1	14	439	22.79	68	1926	287	152	65.38	34.62
7	19	15	1	15	437	22.69	69	1926	232	205	53.09	46.91
8	2	15	1	16	436	22.64	70	1926	225	211	51.61	48.39
8	9	15	1	13	436	22.64	71	1926	246	190	56.42	43.58
5	23	15	7	18	435	22.59	72	1926	309	126	71.03	28.97
8	23	15	1	15	434	22.53	73	1926	233	201	53.69	46.31
7	5	15	1	15	433	22.48	74	1926	252	181	58.20	41.80
7	19	15	1	14	431	22.38	75	1926	239	192	55.45	44.55
8	9	15	1	17	431	22.38	76	1926	219	212	50.81	49.19
7	26	15	1	13	430	22.33	77	1926	235	195	54.65	45.35
8	16	15	1	12	429	22.27	78	1926	217	212	50.58	49.42
7	5	15	1	17	424	22.01	79	1926	258	166	60.85	39.15
8	23	15	1	13	424	22.01	80	1926	214	210	50.47	49.53
5	25	15	2	11	422	21.91	81	1926	228	194	54.03	45.97
9	4	15	6	17	421	21.86	82	1926	173	248	41.09	58.91
7	18	15	7	13	417	21.65	83	1926	206	211	49.40	50.60
7	12	15	1	15	415	21.55	84	1926	214	201	51.57	48.43
7	5	15	1	12	414	21.50	85	1926	234	180	56.52	43.48
8	23	15	1	16	414	21.50	86	1926	237	177	57.25	42.75
5	25	15	2	17	413	21.44	87	1926	208	205	50.36	49.64
7	12	15	1	16	413	21.44	88	1926	218	195	52.78	47.22
7	12	15	1	13	408	21.18	89	1926	200	208	49.02	50.98
7	19	15	1	16	408	21.18	90	1926	220	188	53.92	46.08
8	9	15	1	12	407	21.13	91	1926	203	204	49.88	50.12
8	9	15	1	16	406	21.08	92	1926	201	205	49.51	50.49
7	19	15	1	12	404	20.98	93	1926	227	177	56.19	43.81
9	5	15	7	19	400	20.77	94	1926	279	121	69.75	30.25
7	5	15	1	18	399	20.72	95	1926	202	197	50.63	49.37
9	6	15	1	18	399	20.72	96	1926	277	122	69.42	30.58
5	22	15	6	16	398	20.66	97	1926	193	205	48.49	51.51
7	26	15	1	17	398	20.66	98	1926	209	189	52.51	47.49
7	12	15	1	14	395	20.51	99	1926	206	189	52.15	47.85
7	26	15	1	16	391	20.30	100	1926	186	205	47.57	52.43
7	26	15	1	14	390	20.25	101	1926	209	181	53.59	46.41
7	24	15	6	16	389	20.20	102	1926	167	222	42.93	57.07
8	2	15	1	17	389	20.20	103	1926	185	204	47.56	52.44
5	22	15	6	19	387	20.09	104	1926	171	216	44.19	55.81
8	23	15	1	14	387	20.09	105	1926	211	176	54.52	45.48
7	3	15	6	14	385	19.99	106	1926	162	223	42.08	57.92
7	3	15	6	15	385	19.99	107	1926	159	226	41.30	58.70
5	23	15	7	19	384	19.94	108	1926	271	113	70.57	29.43
9	6	15	1	19	384	19.94	109	1926	242	142	63.02	36.98
7	31	15	6	17	383	19.89	110	1926	151	232	39.43	60.57
6	28	15	1	17	382	19.83	111	1926	164	218	42.93	57.07
8	9	15	1	14	382	19.83	112	1926	206	176	53.93	46.07

MO	DY	YR	DAY OF WK	HR	HR VOL	PERCENT OF AADT	HOUR NUMBER	AADT	EAST VOLUME	WEST VOLUME	PERCENT EAST IS OF TOTAL VOLUME	PERCENT WEST IS OF TOTAL VOLUME
8	14	15	6	16	382	19.83	113	1926	151	231	39.53	60.47
9	7	15	2	11	382	19.83	114	1926	219	163	57.33	42.67
5	22	15	6	15	381	19.78	115	1926	169	212	44.36	55.64
8	14	15	6	17	380	19.73	116	1926	159	221	41.84	58.16
5	22	15	6	18	378	19.63	117	1926	143	235	37.83	62.17
7	17	15	6	17	377	19.57	118	1926	139	238	36.87	63.13
7	26	15	1	12	374	19.42	119	1926	220	154	58.82	41.18
6	14	15	1	14	372	19.31	120	1926	174	198	46.77	53.23
7	12	15	1	18	370	19.21	121	1926	202	168	54.59	45.41
8	16	15	1	18	370	19.21	122	1926	212	158	57.30	42.70
7	19	15	1	17	368	19.11	123	1926	185	183	50.27	49.73
8	1	15	7	13	367	19.06	124	1926	155	212	42.23	57.77
7	24	15	6	14	366	19.00	125	1926	179	187	48.91	51.09
8	8	15	7	13	366	19.00	126	1926	141	225	38.52	61.48
6	28	15	1	16	365	18.95	127	1926	171	194	46.85	53.15
6	21	15	1	15	363	18.85	128	1926	179	184	49.31	50.69
6	28	15	1	12	362	18.80	129	1926	163	199	45.03	54.97
7	31	15	6	15	362	18.80	130	1926	148	214	40.88	59.12
5	22	15	6	17	360	18.69	131	1926	152	208	42.22	57.78
6	28	15	1	13	360	18.69	132	1926	176	184	48.89	51.11
8	1	15	7	16	360	18.69	133	1926	154	206	42.78	57.22
5	22	15	6	14	359	18.64	134	1926	167	192	46.52	53.48
7	24	15	6	15	358	18.59	135	1926	142	216	39.66	60.34
8	23	15	1	17	358	18.59	136	1926	202	156	56.42	43.58
7	18	15	7	17	357	18.54	137	1926	160	197	44.82	55.18
8	7	15	6	17	357	18.54	138	1926	149	208	41.74	58.26
7	3	15	6	12	354	18.38	139	1926	152	202	42.94	57.06
7	17	15	6	18	354	18.38	140	1926	146	208	41.24	58.76
7	18	15	7	16	354	18.38	141	1926	145	209	40.96	59.04
7	12	15	1	12	353	18.33	142	1926	175	178	49.58	50.42
6	26	15	6	15	352	18.28	143	1926	157	195	44.60	55.40
8	9	15	1	11	352	18.28	144	1926	194	158	55.11	44.89
8	15	15	7	12	352	18.28	145	1926	192	160	54.55	45.45
7	3	15	6	16	351	18.22	146	1926	130	221	37.04	62.96
8	7	15	6	16	351	18.22	147	1926	147	204	41.88	58.12
8	14	15	6	15	351	18.22	148	1926	152	199	43.30	56.70
6	28	15	1	14	349	18.12	149	1926	193	156	55.30	44.70
7	3	15	6	17	349	18.12	150	1926	129	220	36.96	63.04
9	4	15	6	14	349	18.12	151	1926	133	216	38.11	61.89
7	31	15	6	16	348	18.07	152	1926	128	220	36.78	63.22
8	7	15	6	15	348	18.07	153	1926	158	190	45.40	54.60
8	7	15	6	18	347	18.02	154	1926	130	217	37.46	62.54
7	24	15	6	17	345	17.91	155	1926	140	205	40.58	59.42
8	1	15	7	14	345	17.91	156	1926	150	195	43.48	56.52
9	20	15	1	15	344	17.86	157	1926	180	164	52.33	47.67
8	2	15	1	11	343	17.81	158	1926	169	174	49.27	50.73
9	4	15	6	18	343	17.81	159	1926	148	195	43.15	56.85
8	16	15	1	19	341	17.71	160	1926	164	177	48.09	51.91
8	21	15	6	15	341	17.71	161	1926	145	196	42.52	57.48

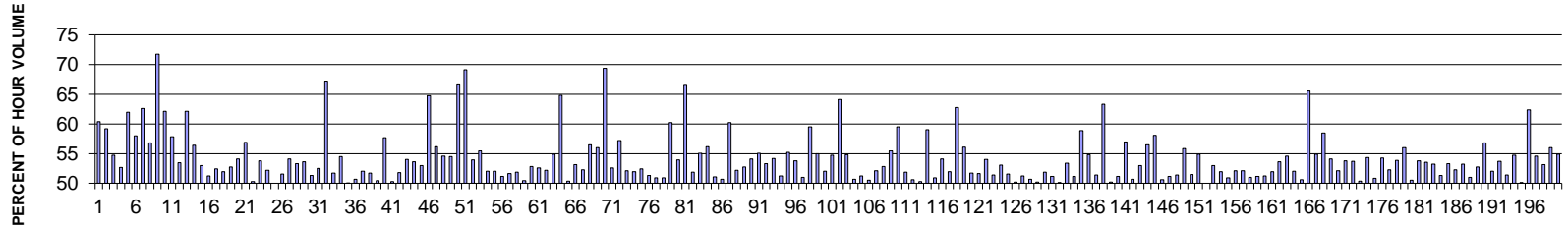
MO	DY	YR	DAY OF WK	HR	HR VOL	PERCENT OF AADT	HOUR NUMBER	AADT	EAST VOLUME	WEST VOLUME	PERCENT IS OF TOTAL VOLUME	PERCENT WEST IS OF TOTAL VOLUME
6	28	15	1	15	340	17.65	162	1926	154	186	45.29	54.71
5	24	15	1	10	339	17.60	163	1926	92	247	27.14	72.86
5	24	15	1	19	339	17.60	164	1926	246	93	72.57	27.43
8	9	15	1	18	339	17.60	165	1926	164	175	48.38	51.62
7	12	15	1	17	338	17.55	166	1926	172	166	50.89	49.11
7	25	15	7	13	338	17.55	167	1926	158	180	46.75	53.25
8	1	15	7	12	338	17.55	168	1926	161	177	47.63	52.37
6	21	15	1	16	337	17.50	169	1926	156	181	46.29	53.71
7	17	15	6	14	336	17.45	170	1926	121	215	36.01	63.99
9	7	15	2	18	336	17.45	171	1926	168	168	50.00	50.00
7	3	15	6	13	335	17.39	172	1926	134	201	40.00	60.00
8	21	15	6	16	335	17.39	173	1926	150	185	44.78	55.22
8	22	15	7	17	335	17.39	174	1926	102	233	30.45	69.55
9	4	15	6	19	335	17.39	175	1926	115	220	34.33	65.67
8	8	15	7	14	333	17.29	176	1926	162	171	48.65	51.35
7	31	15	6	18	332	17.24	177	1926	123	209	37.05	62.95
8	15	15	7	14	331	17.19	178	1926	147	184	44.41	55.59
6	14	15	1	16	330	17.13	179	1926	150	180	45.45	54.55
7	17	15	6	15	329	17.08	180	1926	127	202	38.60	61.40
7	25	15	7	12	328	17.03	181	1926	157	171	47.87	52.13
8	23	15	1	12	328	17.03	182	1926	178	150	54.27	45.73
9	4	15	6	13	328	17.03	183	1926	121	207	36.89	63.11
7	17	15	6	13	327	16.98	184	1926	161	166	49.24	50.76
7	19	15	1	11	326	16.93	185	1926	195	131	59.82	40.18
5	22	15	6	13	325	16.87	186	1926	157	168	48.31	51.69
8	14	15	6	13	325	16.87	187	1926	137	188	42.15	57.85
8	21	15	6	17	325	16.87	188	1926	148	177	45.54	54.46
8	2	15	1	18	324	16.82	189	1926	152	172	46.91	53.09
6	28	15	1	18	323	16.77	190	1926	153	170	47.37	52.63
8	23	15	1	18	323	16.77	191	1926	165	158	51.08	48.92
7	17	15	6	12	322	16.72	192	1926	157	165	48.76	51.24
8	8	15	7	12	322	16.72	193	1926	154	168	47.83	52.17
8	14	15	6	18	322	16.72	194	1926	128	194	39.75	60.25
8	15	15	7	17	322	16.72	195	1926	138	184	42.86	57.14
5	22	15	6	12	321	16.67	196	1926	122	199	38.01	61.99
7	17	15	6	16	321	16.67	197	1926	122	199	38.01	61.99
8	15	15	7	15	321	16.67	198	1926	164	157	51.09	48.91
7	26	15	1	18	320	16.61	199	1926	145	175	45.31	54.69
7	31	15	6	13	320	16.61	200	1926	150	170	46.88	53.13

**SR 097 MP 13.41 GOLDENDALE ADC SITE R041
K FOR PEAK 200 HOURS OF 2015**



AADT= 5207 K 30 FACTOR= 12.46 K 100 FACTOR= 11.22 K 200 FACTOR= 10.39 D 30 FACTOR= 51.31

**SR 097 MP 13.41 GOLDENDALE ADC SITE R041
D % IN THE PEAK 200 HOURS OF 2015**



MO	DY	YR	DAY OF WK	HR	HR VOL	PERCENT OF AADT	HOUR NUMBER	AADT	NORTH VOLUME	SOUTH VOLUME	PERCENT NORTH IS OF TOTAL VOLUME	PERCENT SOUTH IS OF TOTAL VOLUME
9	7	15	2	14	893	17.15	1	5,207	354	539	39.64	60.36
9	7	15	2	13	809	15.54	2	5,207	330	479	40.79	59.21
9	7	15	2	15	764	14.67	3	5,207	346	418	45.29	54.71
9	7	15	2	16	752	14.44	4	5,207	356	396	47.34	52.66
6	28	15	1	13	731	14.04	5	5,207	278	453	38.03	61.97
9	4	15	6	15	726	13.94	6	5,207	421	305	57.99	42.01
6	28	15	1	15	716	13.75	7	5,207	268	448	37.43	62.57
9	4	15	6	14	715	13.73	8	5,207	406	309	56.78	43.22
6	28	15	1	12	714	13.71	9	5,207	202	512	28.29	71.71
6	28	15	1	14	710	13.64	10	5,207	269	441	37.89	62.11
6	28	15	1	16	702	13.48	11	5,207	296	406	42.17	57.83
9	4	15	6	16	701	13.46	12	5,207	375	326	53.50	46.50
9	7	15	2	12	700	13.44	13	5,207	265	435	37.86	62.14
9	7	15	2	17	691	13.27	14	5,207	390	301	56.44	43.56

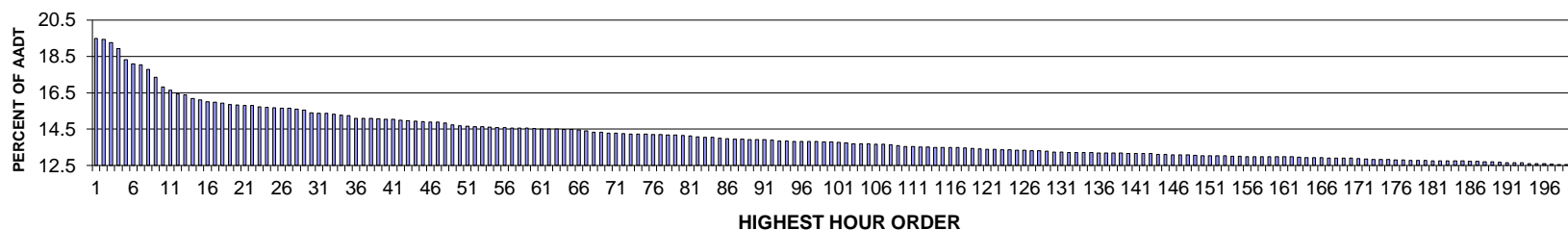
MO	DY	YR	DAY OF WK	HR	HR VOL	PERCENT OF AADT	HOUR NUMBER	AADT	NORTH VOLUME	SOUTH VOLUME	PERCENT NORTH IS OF TOTAL VOLUME	PERCENT SOUTH IS OF TOTAL VOLUME
5	22	15	6	17	689	13.23	15	5,207	324	365	47.02	52.98
5	22	15	6	15	671	12.89	16	5,207	327	344	48.73	51.27
9	4	15	6	18	670	12.87	17	5,207	351	319	52.39	47.61
11	25	15	4	15	670	12.87	18	5,207	348	322	51.94	48.06
5	22	15	6	16	662	12.71	19	5,207	313	349	47.28	52.72
5	22	15	6	18	660	12.68	20	5,207	303	357	45.91	54.09
9	4	15	6	13	658	12.64	21	5,207	374	284	56.84	43.16
6	19	15	6	15	656	12.60	22	5,207	330	326	50.30	49.70
7	12	15	1	14	656	12.60	23	5,207	353	303	53.81	46.19
5	22	15	6	14	655	12.58	24	5,207	342	313	52.21	47.79
5	25	15	2	14	654	12.56	25	5,207	327	327	50.00	50.00
5	25	15	2	15	654	12.56	26	5,207	337	317	51.53	48.47
5	25	15	2	17	654	12.56	27	5,207	354	300	54.13	45.87
7	26	15	1	16	653	12.54	28	5,207	348	305	53.29	46.71
8	9	15	1	13	649	12.46	29	5,207	301	348	46.38	53.62
9	5	15	7	12	649	12.46	30	5,207	316	333	48.69	51.31
7	26	15	1	14	646	12.41	31	5,207	339	307	52.48	47.52
5	26	15	3	13	644	12.37	32	5,207	211	433	32.76	67.24
11	29	15	1	14	644	12.37	33	5,207	333	311	51.71	48.29
8	14	15	6	18	640	12.29	34	5,207	349	291	54.53	45.47
8	14	15	6	14	639	12.27	35	5,207	319	320	49.92	50.08
9	4	15	6	17	639	12.27	36	5,207	324	315	50.70	49.30
8	7	15	6	16	638	12.25	37	5,207	306	332	47.96	52.04
5	22	15	6	13	636	12.21	38	5,207	329	307	51.73	48.27
8	9	15	1	15	636	12.21	39	5,207	321	315	50.47	49.53
11	29	15	1	15	633	12.16	40	5,207	365	268	57.66	42.34
9	5	15	7	13	632	12.14	41	5,207	318	314	50.32	49.68
5	22	15	6	12	631	12.12	42	5,207	327	304	51.82	48.18
8	16	15	1	14	631	12.12	43	5,207	341	290	54.04	45.96
8	9	15	1	14	627	12.04	44	5,207	291	336	46.41	53.59
10	16	15	6	16	625	12.00	45	5,207	331	294	52.96	47.04
6	25	15	5	14	624	11.98	46	5,207	404	220	64.74	35.26
5	25	15	2	13	623	11.96	47	5,207	273	350	43.82	56.18
8	16	15	1	17	623	11.96	48	5,207	340	283	54.57	45.43
5	25	15	2	16	620	11.91	49	5,207	338	282	54.52	45.48
5	21	15	5	16	619	11.89	50	5,207	413	206	66.72	33.28
5	26	15	3	12	619	11.89	51	5,207	191	428	30.86	69.14
11	29	15	1	13	619	11.89	52	5,207	334	285	53.96	46.04
8	9	15	1	17	617	11.85	53	5,207	342	275	55.43	44.57
11	25	15	4	14	617	11.85	54	5,207	296	321	47.97	52.03
10	16	15	6	17	613	11.77	55	5,207	294	319	47.96	52.04
6	12	15	6	16	612	11.75	56	5,207	313	299	51.14	48.86
7	26	15	1	15	612	11.75	57	5,207	296	316	48.37	51.63
6	26	15	6	15	611	11.73	58	5,207	317	294	51.88	48.12
9	6	15	1	13	611	11.73	59	5,207	308	303	50.41	49.59
9	11	15	6	15	611	11.73	60	5,207	323	288	52.86	47.14
8	9	15	1	16	610	11.71	61	5,207	321	289	52.62	47.38
7	5	15	1	13	607	11.66	62	5,207	290	317	47.78	52.22
7	12	15	1	15	607	11.66	63	5,207	333	274	54.86	45.14

MO	DY	YR	DAY OF WK	HR	HR VOL	PERCENT OF AADT	HOUR NUMBER	AADT	NORTH VOLUME	SOUTH VOLUME	PERCENT NORTH IS OF TOTAL VOLUME	PERCENT SOUTH IS OF TOTAL VOLUME
5	21	15	5	15	606	11.64	64	5,207	393	213	64.85	35.15
7	26	15	1	13	606	11.64	65	5,207	301	305	49.67	50.33
8	9	15	1	12	606	11.64	66	5,207	284	322	46.86	53.14
8	16	15	1	13	605	11.62	67	5,207	316	289	52.23	47.77
10	9	15	6	16	604	11.60	68	5,207	341	263	56.46	43.54
8	14	15	6	15	602	11.56	69	5,207	337	265	55.98	44.02
6	28	15	1	11	601	11.54	70	5,207	184	417	30.62	69.38
7	19	15	1	16	601	11.54	71	5,207	316	285	52.58	47.42
9	13	15	1	13	600	11.52	72	5,207	257	343	42.83	57.17
10	2	15	6	16	599	11.50	73	5,207	287	312	47.91	52.09
11	25	15	4	13	599	11.50	74	5,207	288	311	48.08	51.92
11	25	15	4	16	599	11.50	75	5,207	285	314	47.58	52.42
7	24	15	6	15	598	11.48	76	5,207	291	307	48.66	51.34
6	21	15	1	14	597	11.47	77	5,207	304	293	50.92	49.08
7	31	15	6	16	597	11.47	78	5,207	293	304	49.08	50.92
7	26	15	1	17	596	11.45	79	5,207	359	237	60.23	39.77
7	12	15	1	13	595	11.43	80	5,207	274	321	46.05	53.95
5	26	15	3	14	594	11.41	81	5,207	198	396	33.33	66.67
7	24	15	6	16	594	11.41	82	5,207	286	308	48.15	51.85
8	16	15	1	16	594	11.41	83	5,207	327	267	55.05	44.95
5	25	15	2	18	593	11.39	84	5,207	333	260	56.16	43.84
7	31	15	6	13	593	11.39	85	5,207	303	290	51.10	48.90
6	26	15	6	13	592	11.37	86	5,207	292	300	49.32	50.68
11	29	15	1	16	591	11.35	87	5,207	356	235	60.24	39.76
6	19	15	6	16	590	11.33	88	5,207	282	308	47.80	52.20
7	24	15	6	12	590	11.33	89	5,207	279	311	47.29	52.71
8	23	15	1	15	590	11.33	90	5,207	319	271	54.07	45.93
9	11	15	6	16	590	11.33	91	5,207	325	265	55.08	44.92
7	31	15	6	14	589	11.31	92	5,207	314	275	53.31	46.69
8	14	15	6	13	589	11.31	93	5,207	319	270	54.16	45.84
9	5	15	7	11	589	11.31	94	5,207	302	287	51.27	48.73
7	5	15	1	16	587	11.27	95	5,207	324	263	55.20	44.80
6	21	15	1	16	586	11.25	96	5,207	315	271	53.75	46.25
7	24	15	6	14	586	11.25	97	5,207	287	299	48.98	51.02
8	21	15	6	13	585	11.23	98	5,207	237	348	40.51	59.49
7	5	15	1	14	584	11.22	99	5,207	321	263	54.97	45.03
10	2	15	6	17	584	11.22	100	5,207	304	280	52.05	47.95
7	17	15	6	18	583	11.20	101	5,207	264	319	45.28	54.72
6	25	15	5	13	582	11.18	102	5,207	373	209	64.09	35.91
6	26	15	6	14	582	11.18	103	5,207	319	263	54.81	45.19
6	28	15	1	17	582	11.18	104	5,207	287	295	49.31	50.69
7	24	15	6	17	582	11.18	105	5,207	284	298	48.80	51.20
9	13	15	1	15	582	11.18	106	5,207	288	294	49.48	50.52
7	24	15	6	13	581	11.16	107	5,207	278	303	47.85	52.15
8	7	15	6	15	581	11.16	108	5,207	307	274	52.84	47.16
8	23	15	1	16	581	11.16	109	5,207	322	259	55.42	44.58
6	25	15	5	16	580	11.14	110	5,207	345	235	59.48	40.52
7	19	15	1	17	580	11.14	111	5,207	301	279	51.90	48.10
7	17	15	6	16	579	11.12	112	5,207	293	286	50.60	49.40

MO	DY	YR	DAY OF WK	HR	HR VOL	PERCENT OF AADT	HOUR NUMBER	AADT	NORTH VOLUME	SOUTH VOLUME	PERCENT NORTH IS OF TOTAL VOLUME	PERCENT SOUTH IS OF TOTAL VOLUME
10	16	15	6	18	579	11.12	113	5,207	288	291	49.74	50.26
8	9	15	1	18	578	11.10	114	5,207	341	237	59.00	41.00
6	14	15	1	15	577	11.08	115	5,207	294	283	50.95	49.05
8	7	15	6	13	577	11.08	116	5,207	265	312	45.93	54.07
8	7	15	6	14	577	11.08	117	5,207	277	300	48.01	51.99
9	13	15	1	12	577	11.08	118	5,207	215	362	37.26	62.74
9	20	15	1	16	576	11.06	119	5,207	323	253	56.08	43.92
11	28	15	7	13	576	11.06	120	5,207	278	298	48.26	51.74
6	12	15	6	14	575	11.04	121	5,207	297	278	51.65	48.35
6	19	15	6	17	574	11.02	122	5,207	264	310	45.99	54.01
7	17	15	6	15	574	11.02	123	5,207	279	295	48.61	51.39
7	3	15	6	14	573	11.00	124	5,207	304	269	53.05	46.95
6	19	15	6	13	572	10.99	125	5,207	295	277	51.57	48.43
6	21	15	1	15	572	10.99	126	5,207	285	287	49.83	50.17
7	24	15	6	18	572	10.99	127	5,207	279	293	48.78	51.22
8	21	15	6	17	572	10.99	128	5,207	282	290	49.30	50.70
9	13	15	1	16	572	10.99	129	5,207	287	285	50.17	49.83
7	19	15	1	13	571	10.97	130	5,207	275	296	48.16	51.84
8	2	15	1	15	571	10.97	131	5,207	292	279	51.14	48.86
8	7	15	6	17	571	10.97	132	5,207	285	286	49.91	50.09
8	14	15	6	12	571	10.97	133	5,207	266	305	46.58	53.42
8	14	15	6	16	571	10.97	134	5,207	292	279	51.14	48.86
9	7	15	2	18	571	10.97	135	5,207	336	235	58.84	41.16
9	13	15	1	14	571	10.97	136	5,207	258	313	45.18	54.82
6	12	15	6	15	570	10.95	137	5,207	277	293	48.60	51.40
6	25	15	5	12	570	10.95	138	5,207	361	209	63.33	36.67
10	9	15	6	15	570	10.95	139	5,207	286	284	50.18	49.82
6	19	15	6	14	569	10.93	140	5,207	278	291	48.86	51.14
7	5	15	1	15	569	10.93	141	5,207	324	245	56.94	43.06
6	12	15	6	17	566	10.87	142	5,207	287	279	50.71	49.29
7	12	15	1	16	566	10.87	143	5,207	300	266	53.00	47.00
5	25	15	2	12	565	10.85	144	5,207	246	319	43.54	56.46
8	16	15	1	15	565	10.85	145	5,207	328	237	58.05	41.95
8	28	15	6	16	565	10.85	146	5,207	279	286	49.38	50.62
9	18	15	6	14	565	10.85	147	5,207	289	276	51.15	48.85
5	22	15	6	19	564	10.83	148	5,207	274	290	48.58	51.42
9	20	15	1	14	564	10.83	149	5,207	315	249	55.85	44.15
8	2	15	1	14	563	10.81	150	5,207	290	273	51.51	48.49
8	8	15	7	15	563	10.81	151	5,207	309	254	54.88	45.12
7	2	15	5	15	562	10.79	152	5,207	281	281	50.00	50.00
9	4	15	6	19	562	10.79	153	5,207	264	298	46.98	53.02
7	10	15	6	15	560	10.75	154	5,207	269	291	48.04	51.96
7	17	15	6	17	560	10.75	155	5,207	275	285	49.11	50.89
8	21	15	6	15	560	10.75	156	5,207	268	292	47.86	52.14
9	11	15	6	14	560	10.75	157	5,207	292	268	52.14	47.86
6	26	15	6	16	559	10.74	158	5,207	285	274	50.98	49.02
8	8	15	7	13	559	10.74	159	5,207	286	273	51.16	48.84
7	17	15	6	14	558	10.72	160	5,207	286	272	51.25	48.75
7	31	15	6	15	558	10.72	161	5,207	268	290	48.03	51.97

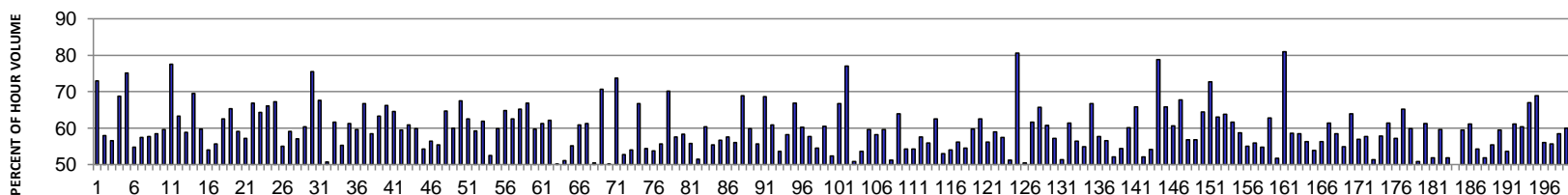
MO	DY	YR	DAY OF WK	HR	HR VOL	PERCENT OF AADT	HOUR NUMBER	AADT	NORTH VOLUME	SOUTH VOLUME	PERCENT NORTH IS OF TOTAL VOLUME	PERCENT SOUTH IS OF TOTAL VOLUME
8	21	15	6	14	556	10.68	162	5,207	258	298	46.40	53.60
9	11	15	6	17	555	10.66	163	5,207	303	252	54.59	45.41
9	25	15	6	14	555	10.66	164	5,207	266	289	47.93	52.07
9	25	15	6	17	555	10.66	165	5,207	281	274	50.63	49.37
5	26	15	3	11	554	10.64	166	5,207	191	363	34.48	65.52
7	3	15	6	12	554	10.64	167	5,207	250	304	45.13	54.87
9	4	15	6	12	554	10.64	168	5,207	324	230	58.48	41.52
8	23	15	1	14	553	10.62	169	5,207	299	254	54.07	45.93
9	25	15	6	15	553	10.62	170	5,207	288	265	52.08	47.92
10	9	15	6	18	552	10.60	171	5,207	297	255	53.80	46.20
7	12	15	1	17	551	10.58	172	5,207	296	255	53.72	46.28
5	1	15	6	16	550	10.56	173	5,207	277	273	50.36	49.64
9	27	15	1	16	550	10.56	174	5,207	299	251	54.36	45.64
6	5	15	6	16	549	10.54	175	5,207	279	270	50.82	49.18
7	3	15	6	13	549	10.54	176	5,207	251	298	45.72	54.28
9	11	15	6	18	549	10.54	177	5,207	262	287	47.72	52.28
7	10	15	6	16	548	10.52	178	5,207	253	295	46.17	53.83
8	8	15	7	12	548	10.52	179	5,207	241	307	43.98	56.02
10	2	15	6	15	548	10.52	180	5,207	277	271	50.55	49.45
6	12	15	6	18	547	10.51	181	5,207	253	294	46.25	53.75
8	2	15	1	16	547	10.51	182	5,207	293	254	53.56	46.44
10	11	15	1	15	547	10.51	183	5,207	256	291	46.80	53.20
6	21	15	1	13	546	10.49	184	5,207	280	266	51.28	48.72
9	20	15	1	15	546	10.49	185	5,207	291	255	53.30	46.70
8	28	15	6	18	545	10.47	186	5,207	285	260	52.29	47.71
9	13	15	1	17	545	10.47	187	5,207	290	255	53.21	46.79
9	18	15	6	16	545	10.47	188	5,207	267	278	48.99	51.01
7	19	15	1	14	544	10.45	189	5,207	287	257	52.76	47.24
8	23	15	1	17	544	10.45	190	5,207	309	235	56.80	43.20
9	6	15	1	14	544	10.45	191	5,207	261	283	47.98	52.02
10	9	15	6	17	544	10.45	192	5,207	252	292	46.32	53.68
6	14	15	1	14	543	10.43	193	5,207	264	279	48.62	51.38
8	7	15	6	12	543	10.43	194	5,207	246	297	45.30	54.70
10	2	15	6	18	543	10.43	195	5,207	272	271	50.09	49.91
6	25	15	5	15	542	10.41	196	5,207	338	204	62.36	37.64
9	18	15	6	15	542	10.41	197	5,207	246	296	45.39	54.61
10	11	15	1	16	542	10.41	198	5,207	288	254	53.14	46.86
6	25	15	5	17	541	10.39	199	5,207	303	238	56.01	43.99
8	15	15	7	11	541	10.39	200	5,207	244	297	45.10	54.90

SR 090 MP 136.59 VANTAGE ADC SITE R042
K FOR PEAK 200 HOURS OF 2015
Recreational Site



AADT= 15757 K 30 FACTOR= 15.40 K 100 FACTOR= 13.8 K 200 FACTOR= 12.55 D 100 FACTOR= 52.39

SR 090 MP 136.59 VANTAGE ADC SITE R042
D % IN THE PEAK 200 HOURS OF 2015



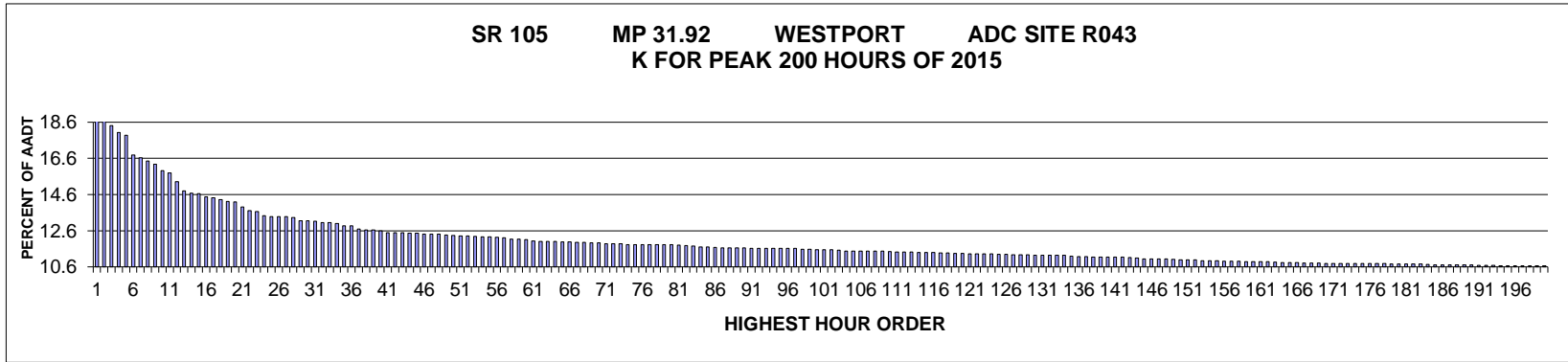
MO	DY	YR	DAY OF WK	HR	HR VOL	PERCENT OF AADT	HOUR NUMBER	AADT	EAST VOLUME	WEST VOLUME	PERCENT EAST IS OF TOTAL VOLUME	PERCENT WEST IS OF TOTAL VOLUME
6	28	15	1	12	3,071	19.49	1	15,757	832	2,239	27.09	72.91
11	29	15	1	15	3,064	19.45	2	15,757	1,776	1,288	57.96	42.04
11	29	15	1	14	3,035	19.26	3	15,757	1,715	1,320	56.51	43.49
6	28	15	1	13	2,983	18.93	4	15,757	932	2,051	31.24	68.76
6	28	15	1	11	2,885	18.31	5	15,757	718	2,167	24.89	75.11
11	29	15	1	13	2,851	18.09	6	15,757	1,562	1,289	54.79	45.21
11	29	15	1	16	2,841	18.03	7	15,757	1,631	1,210	57.41	42.59
8	9	15	1	15	2,803	17.79	8	15,757	1,184	1,619	42.24	57.76
8	9	15	1	13	2,736	17.36	9	15,757	1,137	1,599	41.56	58.44
8	9	15	1	14	2,649	16.81	10	15,757	1,071	1,578	40.43	59.57
6	28	15	1	10	2,620	16.63	11	15,757	589	2,031	22.48	77.52
5	22	15	6	15	2,592	16.45	12	15,757	1,640	952	63.27	36.73
8	16	15	1	17	2,581	16.38	13	15,757	1,061	1,520	41.11	58.89
9	7	15	2	12	2,551	16.19	14	15,757	777	1,774	30.46	69.54

MO	DY	YR	DAY OF WK	HR	HR VOL	PERCENT OF AADT	HOUR NUMBER	AADT	EAST VOLUME	WEST VOLUME	PERCENT EAST IS OF TOTAL VOLUME	PERCENT WEST IS OF TOTAL VOLUME
8	16	15	1	13	2,539	16.11	15	15,757	1,021	1,518	40.21	59.79
8	16	15	1	15	2,522	16.01	16	15,757	1,160	1,362	46.00	54.00
8	9	15	1	16	2,517	15.97	17	15,757	1,116	1,401	44.34	55.66
9	20	15	1	15	2,511	15.94	18	15,757	942	1,569	37.51	62.49
7	5	15	1	13	2,497	15.85	19	15,757	867	1,630	34.72	65.28
7	26	15	1	15	2,494	15.83	20	15,757	1,020	1,474	40.90	59.10
7	19	15	1	14	2,489	15.80	21	15,757	1,067	1,422	42.87	57.13
8	16	15	1	14	2,489	15.80	22	15,757	824	1,665	33.11	66.89
7	5	15	1	14	2,479	15.73	23	15,757	885	1,594	35.70	64.30
4	12	15	1	15	2,475	15.71	24	15,757	840	1,635	33.94	66.06
4	12	15	1	16	2,469	15.67	25	15,757	809	1,660	32.77	67.23
7	17	15	6	15	2,468	15.66	26	15,757	1,111	1,357	45.02	54.98
8	23	15	1	15	2,468	15.66	27	15,757	1,008	1,460	40.84	59.16
8	2	15	1	14	2,456	15.59	28	15,757	1,055	1,401	42.96	57.04
7	26	15	1	14	2,450	15.55	29	15,757	970	1,480	39.59	60.41
9	7	15	2	11	2,426	15.40	30	15,757	594	1,832	24.48	75.52
5	25	15	2	13	2,422	15.37	31	15,757	784	1,638	32.37	67.63
11	25	15	4	15	2,420	15.36	32	15,757	1,227	1,193	50.70	49.30
5	22	15	6	14	2,416	15.33	33	15,757	1,489	927	61.63	38.37
8	2	15	1	15	2,406	15.27	34	15,757	1,077	1,329	44.76	55.24
9	7	15	2	14	2,402	15.24	35	15,757	929	1,473	38.68	61.32
7	19	15	1	15	2,378	15.09	36	15,757	961	1,417	40.41	59.59
11	8	15	1	15	2,377	15.09	37	15,757	791	1,586	33.28	66.72
8	9	15	1	12	2,376	15.08	38	15,757	987	1,389	41.54	58.46
5	22	15	6	17	2,375	15.07	39	15,757	1,504	871	63.33	36.67
4	12	15	1	14	2,372	15.05	40	15,757	800	1,572	33.73	66.27
9	20	15	1	14	2,370	15.04	41	15,757	840	1,530	35.44	64.56
8	2	15	1	13	2,364	15.00	42	15,757	957	1,407	40.48	59.52
7	26	15	1	16	2,359	14.97	43	15,757	924	1,435	39.17	60.83
8	23	15	1	14	2,355	14.95	44	15,757	944	1,411	40.08	59.92
5	8	15	6	16	2,351	14.92	45	15,757	1,275	1,076	54.23	45.77
7	12	15	1	15	2,347	14.89	46	15,757	1,022	1,325	43.54	56.46
9	4	15	6	18	2,345	14.88	47	15,757	1,298	1,047	55.35	44.65
4	12	15	1	17	2,339	14.84	48	15,757	825	1,514	35.27	64.73
7	26	15	1	13	2,321	14.73	49	15,757	928	1,393	39.98	60.02
5	10	15	1	16	2,313	14.68	50	15,757	753	1,560	32.56	67.44
7	5	15	1	15	2,309	14.65	51	15,757	865	1,444	37.46	62.54
5	25	15	2	15	2,306	14.63	52	15,757	941	1,365	40.81	59.19
8	23	15	1	13	2,305	14.63	53	15,757	878	1,427	38.09	61.91
7	31	15	6	15	2,303	14.62	54	15,757	1,210	1,093	52.54	47.46
8	23	15	1	16	2,298	14.58	55	15,757	922	1,376	40.12	59.88
9	7	15	2	13	2,296	14.57	56	15,757	807	1,489	35.15	64.85
6	28	15	1	16	2,293	14.55	57	15,757	860	1,433	37.51	62.49
11	8	15	1	16	2,293	14.55	58	15,757	799	1,494	34.85	65.15
5	22	15	6	18	2,292	14.55	59	15,757	1,532	760	66.84	33.16
6	28	15	1	14	2,291	14.54	60	15,757	922	1,369	40.24	59.76
5	25	15	2	14	2,287	14.51	61	15,757	886	1,401	38.74	61.26
7	12	15	1	14	2,287	14.51	62	15,757	867	1,420	37.91	62.09
11	25	15	4	14	2,285	14.50	63	15,757	1,142	1,143	49.98	50.02

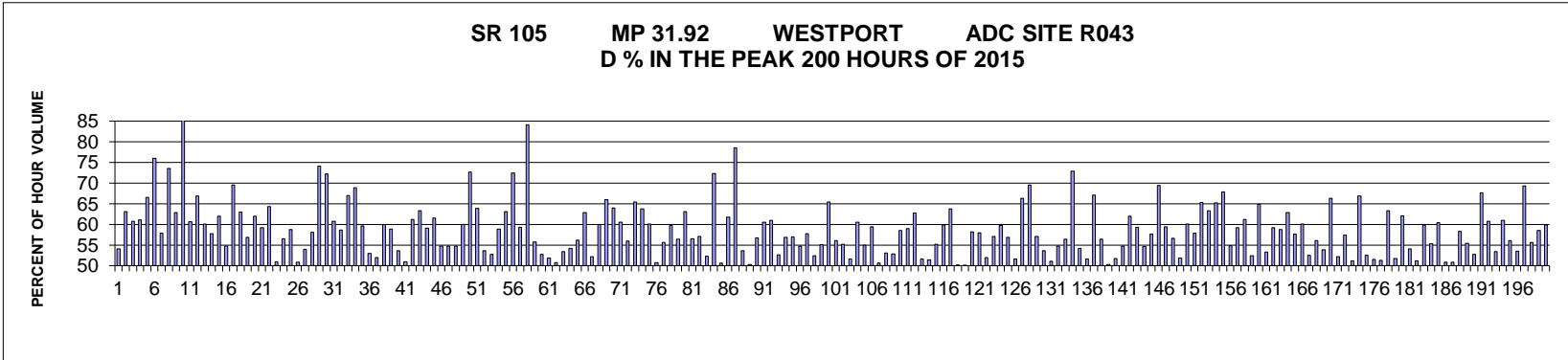
MO	DY	YR	DAY OF WK	HR	HR VOL	PERCENT OF AADT	HOUR NUMBER	AADT	EAST VOLUME	WEST VOLUME	PERCENT EAST IS OF TOTAL VOLUME	PERCENT WEST IS OF TOTAL VOLUME	
	8	16	15	1	18	2,281	14.48	64	15,757	1,115	1,166	48.88	51.12
	11	25	15	4	16	2,281	14.48	65	15,757	1,257	1,024	55.11	44.89
	5	8	15	6	14	2,278	14.46	66	15,757	1,387	891	60.89	39.11
	6	28	15	1	15	2,269	14.40	67	15,757	878	1,391	38.70	61.30
	11	29	15	1	12	2,258	14.33	68	15,757	1,138	1,120	50.40	49.60
	5	25	15	2	12	2,257	14.32	69	15,757	662	1,595	29.33	70.67
	8	7	15	6	14	2,250	14.28	70	15,757	1,126	1,124	50.04	49.96
	5	25	15	2	11	2,249	14.27	71	15,757	592	1,657	26.32	73.68
	9	7	15	2	16	2,247	14.26	72	15,757	1,063	1,184	47.31	52.69
	6	21	15	1	15	2,242	14.23	73	15,757	1,032	1,210	46.03	53.97
	8	16	15	1	16	2,242	14.23	74	15,757	745	1,497	33.23	66.77
	7	12	15	1	16	2,240	14.22	75	15,757	1,022	1,218	45.63	54.38
	8	14	15	6	13	2,238	14.20	76	15,757	1,204	1,034	53.80	46.20
	3	22	15	1	17	2,237	14.20	77	15,757	1,244	993	55.61	44.39
	7	5	15	1	12	2,235	14.18	78	15,757	666	1,569	29.80	70.20
	8	2	15	1	16	2,235	14.18	79	15,757	949	1,286	42.46	57.54
	8	16	15	1	12	2,228	14.14	80	15,757	928	1,300	41.65	58.35
	5	25	15	2	16	2,227	14.13	81	15,757	986	1,241	44.27	55.73
	7	31	15	6	16	2,219	14.08	82	15,757	1,141	1,078	51.42	48.58
	5	8	15	6	15	2,213	14.04	83	15,757	1,336	877	60.37	39.63
	9	7	15	2	15	2,212	14.04	84	15,757	987	1,225	44.62	55.38
	9	4	15	6	19	2,205	13.99	85	15,757	1,250	955	56.69	43.31
	9	4	15	6	16	2,203	13.98	86	15,757	1,268	935	57.56	42.44
	11	29	15	1	17	2,197	13.94	87	15,757	1,231	966	56.03	43.97
	5	10	15	1	15	2,196	13.94	88	15,757	682	1,514	31.06	68.94
	7	12	15	1	13	2,194	13.92	89	15,757	881	1,313	40.15	59.85
	8	23	15	1	17	2,193	13.92	90	15,757	971	1,222	44.28	55.72
	11	8	15	1	14	2,193	13.92	91	15,757	688	1,505	31.37	68.63
	8	2	15	1	12	2,190	13.90	92	15,757	857	1,333	39.13	60.87
	8	9	15	1	17	2,183	13.85	93	15,757	1,013	1,170	46.40	53.60
	9	4	15	6	17	2,182	13.85	94	15,757	1,270	912	58.20	41.80
	4	17	15	6	17	2,177	13.82	95	15,757	1,455	722	66.84	33.16
	7	5	15	1	16	2,177	13.82	96	15,757	865	1,312	39.73	60.27
	8	2	15	1	17	2,177	13.82	97	15,757	921	1,256	42.31	57.69
	11	25	15	4	13	2,177	13.82	98	15,757	990	1,187	45.48	54.52
	5	22	15	6	16	2,175	13.80	99	15,757	1,317	858	60.55	39.45
	8	14	15	6	14	2,174	13.80	100	15,757	1,139	1,035	52.39	47.61
	5	22	15	6	13	2,172	13.78	101	15,757	1,448	724	66.67	33.33
	5	26	15	3	11	2,166	13.75	102	15,757	498	1,668	22.99	77.01
	8	14	15	6	12	2,158	13.70	103	15,757	1,062	1,096	49.21	50.79
	8	21	15	6	14	2,158	13.70	104	15,757	1,156	1,002	53.57	46.43
	7	26	15	1	17	2,156	13.68	105	15,757	871	1,285	40.40	59.60
	6	14	15	1	15	2,154	13.67	106	15,757	900	1,254	41.78	58.22
	10	11	15	1	17	2,154	13.67	107	15,757	869	1,285	40.34	59.66
	8	7	15	6	15	2,149	13.64	108	15,757	1,101	1,048	51.23	48.77
	5	10	15	1	17	2,142	13.59	109	15,757	773	1,369	36.09	63.91
	3	22	15	1	15	2,135	13.55	110	15,757	1,160	975	54.33	45.67
	3	29	15	1	17	2,133	13.54	111	15,757	975	1,158	45.71	54.29
	6	21	15	1	13	2,129	13.51	112	15,757	904	1,225	42.46	57.54

MO	DY	YR	DAY OF WK	HR	HR VOL	PERCENT OF AADT	HOUR NUMBER	AADT	EAST VOLUME	WEST VOLUME	PERCENT EAST IS OF TOTAL VOLUME	PERCENT WEST IS OF TOTAL VOLUME	
	6	21	15	1	16	2,129	13.51	113	15,757	939	1,190	44.11	55.89
	5	22	15	6	19	2,125	13.49	114	15,757	1,329	796	62.54	37.46
	8	14	15	6	15	2,125	13.49	115	15,757	1,125	1,000	52.94	47.06
	11	28	15	7	14	2,125	13.49	116	15,757	977	1,148	45.98	54.02
	8	15	15	7	12	2,124	13.48	117	15,757	1,192	932	56.12	43.88
	9	7	15	2	17	2,122	13.47	118	15,757	964	1,158	45.43	54.57
	6	14	15	1	14	2,119	13.45	119	15,757	854	1,265	40.30	59.70
	7	5	15	1	17	2,114	13.42	120	15,757	792	1,322	37.46	62.54
	6	26	15	6	13	2,110	13.39	121	15,757	1,186	924	56.21	43.79
	6	14	15	1	16	2,109	13.38	122	15,757	866	1,243	41.06	58.94
	5	25	15	2	17	2,105	13.36	123	15,757	895	1,210	42.52	57.48
	7	17	15	6	14	2,105	13.36	124	15,757	1,079	1,026	51.26	48.74
	9	7	15	2	10	2,102	13.34	125	15,757	409	1,693	19.46	80.54
	3	22	15	1	16	2,100	13.33	126	15,757	1,060	1,040	50.48	49.52
	4	10	15	6	14	2,099	13.32	127	15,757	1,294	805	61.65	38.35
	9	20	15	1	13	2,095	13.30	128	15,757	719	1,376	34.32	65.68
	9	13	15	1	15	2,092	13.28	129	15,757	821	1,271	39.24	60.76
	6	26	15	6	15	2,086	13.24	130	15,757	1,192	894	57.14	42.86
	8	7	15	6	13	2,084	13.23	131	15,757	1,013	1,071	48.61	51.39
	4	10	15	6	15	2,083	13.22	132	15,757	1,280	803	61.45	38.55
	7	19	15	1	16	2,082	13.21	133	15,757	908	1,174	43.61	56.39
	5	8	15	6	17	2,081	13.21	134	15,757	1,143	938	54.93	45.07
	10	18	15	1	14	2,080	13.20	135	15,757	691	1,389	33.22	66.78
	3	29	15	1	16	2,076	13.18	136	15,757	879	1,197	42.34	57.66
	7	12	15	1	17	2,076	13.18	137	15,757	902	1,174	43.45	56.55
	7	24	15	6	14	2,076	13.18	138	15,757	1,082	994	52.12	47.88
	8	30	15	1	17	2,076	13.18	139	15,757	946	1,130	45.57	54.43
	10	11	15	1	16	2,074	13.16	140	15,757	828	1,246	39.92	60.08
	8	30	15	1	15	2,073	13.16	141	15,757	708	1,365	34.15	65.85
	8	7	15	6	16	2,072	13.15	142	15,757	1,080	992	52.12	47.88
	8	23	15	1	18	2,072	13.15	143	15,757	950	1,122	45.85	54.15
	5	26	15	3	10	2,067	13.12	144	15,757	438	1,629	21.19	78.81
	5	22	15	6	12	2,066	13.11	145	15,757	1,360	706	65.83	34.17
	6	21	15	1	14	2,063	13.09	146	15,757	812	1,251	39.36	60.64
	4	12	15	1	13	2,062	13.09	147	15,757	664	1,398	32.20	67.80
	7	3	15	6	12	2,060	13.07	148	15,757	1,170	890	56.80	43.20
	6	26	15	6	12	2,057	13.05	149	15,757	1,169	888	56.83	43.17
	4	10	15	6	13	2,055	13.04	150	15,757	1,325	730	64.48	35.52
	8	3	15	2	10	2,055	13.04	151	15,757	560	1,495	27.25	72.75
	7	19	15	1	13	2,053	13.03	152	15,757	760	1,293	37.02	62.98
	4	12	15	1	18	2,051	13.02	153	15,757	743	1,308	36.23	63.77
	9	20	15	1	16	2,049	13.00	154	15,757	787	1,262	38.41	61.59
	5	8	15	6	13	2,048	13.00	155	15,757	1,202	846	58.69	41.31
	8	7	15	6	12	2,046	12.98	156	15,757	920	1,126	44.97	55.03
	11	25	15	4	17	2,046	12.98	157	15,757	1,143	903	55.87	44.13
	5	17	15	1	17	2,045	12.98	158	15,757	924	1,121	45.18	54.82
	10	18	15	1	15	2,045	12.98	159	15,757	762	1,283	37.26	62.74
	7	24	15	6	13	2,044	12.97	160	15,757	987	1,057	48.29	51.71
	6	28	15	1	9	2,043	12.97	161	15,757	389	1,654	19.04	80.96

MO	DY	YR	DAY OF WK	HR	HR VOL	PERCENT OF AADT	HOUR NUMBER	AADT	EAST VOLUME	WEST VOLUME	PERCENT EAST IS OF TOTAL VOLUME	PERCENT WEST IS OF TOTAL VOLUME
9	4	15	6	15	2,043	12.97	162	15,757	1,196	847	58.54	41.46
9	4	15	6	13	2,041	12.95	163	15,757	1,194	847	58.50	41.50
7	31	15	6	17	2,037	12.93	164	15,757	1,146	891	56.26	43.74
6	19	15	6	15	2,036	12.92	165	15,757	1,098	938	53.93	46.07
9	4	15	6	14	2,036	12.92	166	15,757	1,146	890	56.29	43.71
4	10	15	6	16	2,035	12.91	167	15,757	1,250	785	61.43	38.57
10	25	15	1	16	2,034	12.91	168	15,757	846	1,188	41.59	58.41
6	19	15	6	14	2,033	12.90	169	15,757	1,115	918	54.85	45.15
10	18	15	1	16	2,032	12.90	170	15,757	733	1,299	36.07	63.93
6	26	15	6	14	2,028	12.87	171	15,757	1,154	874	56.90	43.10
8	15	15	7	13	2,026	12.86	172	15,757	1,169	857	57.70	42.30
9	5	15	7	12	2,022	12.83	173	15,757	1,038	984	51.34	48.66
7	26	15	1	18	2,021	12.83	174	15,757	852	1,169	42.16	57.84
7	19	15	1	12	2,020	12.82	175	15,757	779	1,241	38.56	61.44
9	13	15	1	16	2,016	12.79	176	15,757	862	1,154	42.76	57.24
11	6	15	6	14	2,015	12.79	177	15,757	1,313	702	65.16	34.84
6	26	15	6	16	2,014	12.78	178	15,757	1,206	808	59.88	40.12
8	21	15	6	13	2,014	12.78	179	15,757	1,024	990	50.84	49.16
8	9	15	1	11	2,012	12.77	180	15,757	779	1,233	38.72	61.28
7	10	15	6	14	2,011	12.76	181	15,757	1,044	967	51.91	48.09
7	26	15	1	12	2,011	12.76	182	15,757	811	1,200	40.33	59.67
7	10	15	6	15	2,009	12.75	183	15,757	1,041	968	51.82	48.18
8	1	15	7	13	2,008	12.74	184	15,757	1,004	1,004	50.00	50.00
6	14	15	1	13	2,007	12.74	185	15,757	812	1,195	40.46	59.54
6	28	15	1	17	2,006	12.73	186	15,757	780	1,226	38.88	61.12
7	24	15	6	15	2,005	12.72	187	15,757	1,087	918	54.21	45.79
8	7	15	6	17	2,001	12.70	188	15,757	1,037	964	51.82	48.18
5	17	15	1	16	2,000	12.69	189	15,757	891	1,109	44.55	55.45
5	3	15	1	16	1,996	12.67	190	15,757	809	1,187	40.53	59.47
11	28	15	7	15	1,995	12.66	191	15,757	926	1,069	46.42	53.58
9	4	15	6	20	1,993	12.65	192	15,757	1,218	775	61.11	38.89
8	30	15	1	14	1,991	12.64	193	15,757	788	1,203	39.58	60.42
8	30	15	1	16	1,987	12.61	194	15,757	657	1,330	33.06	66.94
5	10	15	1	14	1,986	12.60	195	15,757	617	1,369	31.07	68.93
7	6	15	2	14	1,984	12.59	196	15,757	871	1,113	43.90	56.10
8	21	15	6	15	1,980	12.57	197	15,757	1,103	877	55.71	44.29
6	21	15	1	17	1,979	12.56	198	15,757	823	1,156	41.59	58.41
10	16	15	6	16	1,979	12.56	199	15,757	1,186	793	59.93	40.07
10	25	15	1	17	1,978	12.55	200	15,757	796	1,182	40.24	59.76



AADT= 5312 K 30 FACTOR= 13.14 K 100 FACTOR= 11.56 K 200 FACTOR= 10.66 D 30 FACTOR= 72.21



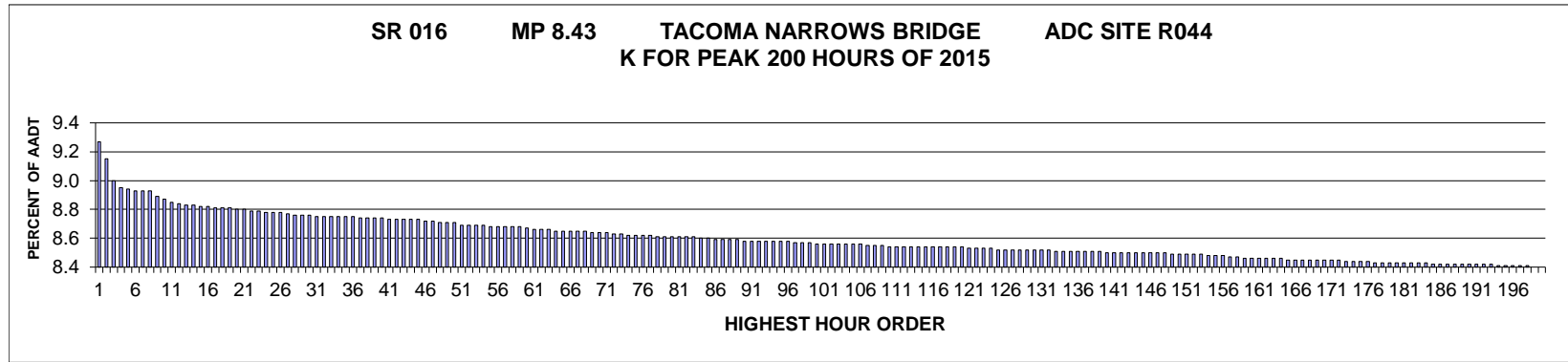
MO	DY	YR	DAY OF WK	HR	HR VOL	PERCENT OF AADT	HOUR NUMBER	AADT	NORTH VOLUME	SOUTH VOLUME	PERCENT NORTH IS OF TOTAL VOLUME	PERCENT SOUTH IS OF TOTAL VOLUME
2	15	15	1	16	1,135	21.37	1	5,312	521	614	45.90	54.10
2	15	15	1	17	998	18.79	2	5,312	629	369	63.03	36.97
2	16	15	2	16	978	18.41	3	5,312	594	384	60.74	39.26
2	15	15	1	15	957	18.02	4	5,312	585	372	61.13	38.87
2	16	15	2	15	949	17.87	5	5,312	318	631	33.51	66.49
2	16	15	2	17	892	16.79	6	5,312	678	214	76.01	23.99
6	27	15	7	15	884	16.64	7	5,312	373	511	42.19	57.81
2	15	15	1	13	874	16.45	8	5,312	231	643	26.43	73.57
6	27	15	7	17	865	16.28	9	5,312	544	321	62.89	37.11
2	15	15	1	18	846	15.93	10	5,312	729	117	86.17	13.83
6	27	15	7	14	839	15.79	11	5,312	330	509	39.33	60.67
6	27	15	7	13	813	15.30	12	5,312	269	544	33.09	66.91
7	5	15	1	13	786	14.80	13	5,312	472	314	60.05	39.95
8	1	15	7	17	780	14.68	14	5,312	450	330	57.69	42.31

MO	DY	YR	DAY OF WK	HR	HR VOL	PERCENT OF AADT	HOUR NUMBER	AADT	NORTH VOLUME	SOUTH VOLUME	PERCENT NORTH IS OF TOTAL VOLUME	PERCENT SOUTH IS OF TOTAL VOLUME
7	3	15	6	16	779	14.66	15	5,312	296	483	38.00	62.00
6	27	15	7	16	769	14.48	16	5,312	421	348	54.75	45.25
7	5	15	1	12	766	14.42	17	5,312	533	233	69.58	30.42
7	3	15	6	15	761	14.33	18	5,312	282	479	37.06	62.94
7	3	15	6	17	756	14.23	19	5,312	326	430	43.12	56.88
7	3	15	6	14	753	14.18	20	5,312	286	467	37.98	62.02
7	3	15	6	13	739	13.91	21	5,312	302	437	40.87	59.13
2	16	15	2	14	729	13.72	22	5,312	260	469	35.67	64.33
9	5	15	7	16	726	13.67	23	5,312	356	370	49.04	50.96
2	17	15	3	16	713	13.42	24	5,312	310	403	43.48	56.52
7	18	15	7	17	710	13.37	25	5,312	417	293	58.73	41.27
7	31	15	6	17	710	13.37	26	5,312	361	349	50.85	49.15
9	5	15	7	15	710	13.37	27	5,312	327	383	46.06	53.94
9	5	15	7	17	708	13.33	28	5,312	411	297	58.05	41.95
6	27	15	7	12	698	13.14	29	5,312	181	517	25.93	74.07
6	27	15	7	18	698	13.14	30	5,312	504	194	72.21	27.79
9	5	15	7	14	697	13.12	31	5,312	274	423	39.31	60.69
8	1	15	7	15	694	13.06	32	5,312	287	407	41.35	58.65
8	1	15	7	18	693	13.05	33	5,312	464	229	66.96	33.04
2	15	15	1	14	690	12.99	34	5,312	215	475	31.16	68.84
6	28	15	1	14	684	12.88	35	5,312	408	276	59.65	40.35
8	21	15	6	17	684	12.88	36	5,312	322	362	47.08	52.92
8	7	15	6	16	674	12.69	37	5,312	324	350	48.07	51.93
7	3	15	6	12	672	12.65	38	5,312	269	403	40.03	59.97
7	4	15	7	14	671	12.63	39	5,312	276	395	41.13	58.87
6	28	15	1	13	669	12.59	40	5,312	359	310	53.66	46.34
6	26	15	6	16	663	12.48	41	5,312	325	338	49.02	50.98
8	1	15	7	13	663	12.48	42	5,312	257	406	38.76	61.24
8	23	15	1	13	663	12.48	43	5,312	420	243	63.35	36.65
7	3	15	6	18	662	12.46	44	5,312	271	391	40.94	59.06
8	1	15	7	14	662	12.46	45	5,312	255	407	38.52	61.48
8	1	15	7	16	660	12.42	46	5,312	299	361	45.30	54.70
7	19	15	1	13	659	12.41	47	5,312	361	298	54.78	45.22
8	21	15	6	16	659	12.41	48	5,312	298	361	45.22	54.78
6	28	15	1	12	657	12.37	49	5,312	394	263	59.97	40.03
6	28	15	1	17	655	12.33	50	5,312	476	179	72.67	27.33
9	5	15	7	13	654	12.31	51	5,312	236	418	36.09	63.91
9	12	15	7	14	654	12.31	52	5,312	303	351	46.33	53.67
6	26	15	6	17	653	12.29	53	5,312	309	344	47.32	52.68
7	5	15	1	14	652	12.27	54	5,312	384	268	58.90	41.10
4	18	15	7	16	651	12.26	55	5,312	411	240	63.13	36.87
7	5	15	1	11	650	12.24	56	5,312	471	179	72.46	27.54
6	28	15	1	15	648	12.20	57	5,312	384	264	59.26	40.74
2	15	15	1	19	644	12.12	58	5,312	542	102	84.16	15.84
8	2	15	1	13	644	12.12	59	5,312	359	285	55.75	44.25
8	2	15	1	14	643	12.10	60	5,312	339	304	52.72	47.28
8	28	15	6	17	639	12.03	61	5,312	331	308	51.80	48.20
7	2	15	5	17	638	12.01	62	5,312	324	314	50.78	49.22
7	18	15	7	15	638	12.01	63	5,312	297	341	46.55	53.45

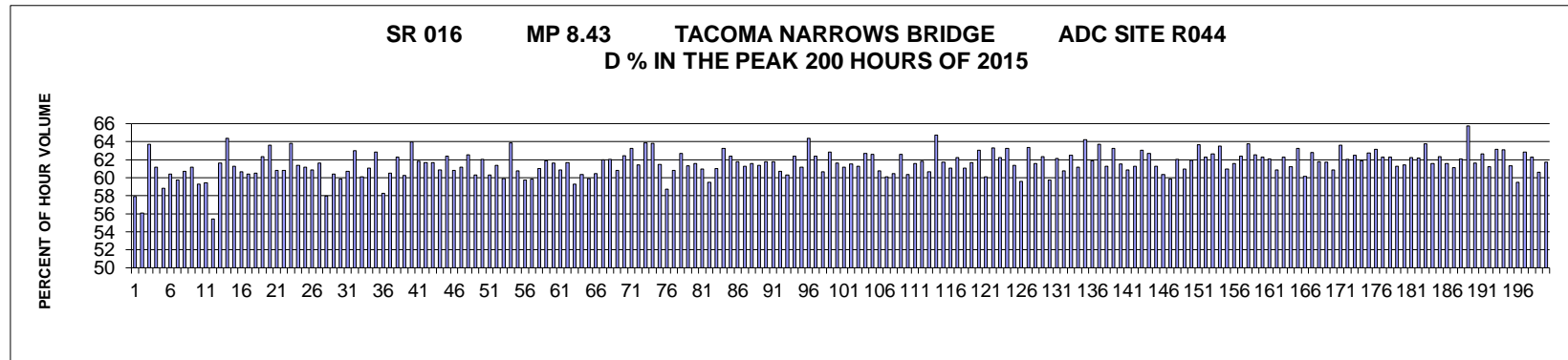
MO	DY	YR	DAY OF WK	HR	HR VOL	PERCENT OF AADT	HOUR NUMBER	AADT	NORTH VOLUME	SOUTH VOLUME	PERCENT NORTH IS OF TOTAL VOLUME	PERCENT SOUTH IS OF TOTAL VOLUME
7	31	15	6	16	638	12.01	64	5,312	292	346	45.77	54.23
8	22	15	7	17	637	11.99	65	5,312	358	279	56.20	43.80
1	1	15	5	15	636	11.97	66	5,312	236	400	37.11	62.89
8	7	15	6	17	635	11.95	67	5,312	331	304	52.13	47.87
8	23	15	1	16	635	11.95	68	5,312	381	254	60.00	40.00
1	30	15	6	16	634	11.94	69	5,312	418	216	65.93	34.07
8	23	15	1	12	633	11.92	70	5,312	405	228	63.98	36.02
7	18	15	7	14	631	11.88	71	5,312	249	382	39.46	60.54
7	31	15	6	14	631	11.88	72	5,312	278	353	44.06	55.94
9	7	15	2	14	631	11.88	73	5,312	413	218	65.45	34.55
6	28	15	1	11	629	11.84	74	5,312	401	228	63.75	36.25
7	4	15	7	13	629	11.84	75	5,312	251	378	39.90	60.10
8	15	15	7	16	629	11.84	76	5,312	310	319	49.28	50.72
8	16	15	1	14	629	11.84	77	5,312	350	279	55.64	44.36
7	5	15	1	16	628	11.82	78	5,312	375	253	59.71	40.29
7	19	15	1	14	628	11.82	79	5,312	354	274	56.37	43.63
9	5	15	7	12	628	11.82	80	5,312	232	396	36.94	63.06
2	16	15	2	13	627	11.80	81	5,312	273	354	43.54	56.46
4	19	15	1	13	625	11.77	82	5,312	357	268	57.12	42.88
8	22	15	7	15	624	11.75	83	5,312	298	326	47.76	52.24
2	17	15	3	18	622	11.71	84	5,312	450	172	72.35	27.65
7	18	15	7	16	622	11.71	85	5,312	307	315	49.36	50.64
7	18	15	7	13	620	11.67	86	5,312	237	383	38.23	61.77
2	16	15	2	18	619	11.65	87	5,312	486	133	78.51	21.49
7	2	15	5	16	619	11.65	88	5,312	287	332	46.37	53.63
7	10	15	6	17	619	11.65	89	5,312	311	308	50.24	49.76
9	12	15	7	16	619	11.65	90	5,312	351	268	56.70	43.30
1	1	15	5	16	618	11.63	91	5,312	374	244	60.52	39.48
2	17	15	3	17	618	11.63	92	5,312	377	241	61.00	39.00
3	18	15	4	17	618	11.63	93	5,312	325	293	52.59	47.41
7	24	15	6	17	618	11.63	94	5,312	351	267	56.80	43.20
8	16	15	1	13	618	11.63	95	5,312	352	266	56.96	43.04
8	23	15	1	14	618	11.63	96	5,312	338	280	54.69	45.31
7	19	15	1	16	617	11.62	97	5,312	356	261	57.70	42.30
5	2	15	7	17	615	11.58	98	5,312	322	293	52.36	47.64
8	22	15	7	12	615	11.58	99	5,312	276	339	44.88	55.12
4	18	15	7	12	614	11.56	100	5,312	212	402	34.53	65.47
7	4	15	7	16	613	11.54	101	5,312	269	344	43.88	56.12
8	12	15	4	17	613	11.54	102	5,312	338	275	55.14	44.86
7	24	15	6	16	612	11.52	103	5,312	316	296	51.63	48.37
4	18	15	7	17	610	11.48	104	5,312	369	241	60.49	39.51
8	6	15	5	17	610	11.48	105	5,312	335	275	54.92	45.08
4	18	15	7	14	609	11.46	106	5,312	247	362	40.56	59.44
4	18	15	7	15	609	11.46	107	5,312	308	301	50.57	49.43
6	26	15	6	18	609	11.46	108	5,312	286	323	46.96	53.04
9	4	15	6	16	609	11.46	109	5,312	287	322	47.13	52.87
7	5	15	1	15	608	11.45	110	5,312	356	252	58.55	41.45
8	2	15	1	12	607	11.43	111	5,312	358	249	58.98	41.02
9	12	15	7	13	607	11.43	112	5,312	226	381	37.23	62.77

MO	DY	YR	DAY OF WK	HR	HR VOL	PERCENT OF AADT	HOUR NUMBER	AADT	NORTH VOLUME	SOUTH VOLUME	PERCENT NORTH IS OF TOTAL VOLUME	PERCENT SOUTH IS OF TOTAL VOLUME
9	11	15	6	17	606	11.41	113	5,312	313	293	51.65	48.35
8	2	15	1	15	605	11.39	114	5,312	311	294	51.40	48.60
8	15	15	7	12	605	11.39	115	5,312	271	334	44.79	55.21
8	15	15	7	17	605	11.39	116	5,312	362	243	59.83	40.17
2	15	15	1	12	604	11.37	117	5,312	219	385	36.26	63.74
9	12	15	7	15	604	11.37	118	5,312	303	301	50.17	49.83
5	9	15	7	16	603	11.35	119	5,312	302	301	50.08	49.92
7	31	15	6	15	603	11.35	120	5,312	252	351	41.79	58.21
8	13	15	5	17	602	11.33	121	5,312	349	253	57.97	42.03
8	22	15	7	16	602	11.33	122	5,312	313	289	51.99	48.01
3	16	15	2	16	601	11.31	123	5,312	343	258	57.07	42.93
7	4	15	7	15	601	11.31	124	5,312	242	359	40.27	59.73
8	16	15	1	12	600	11.30	125	5,312	341	259	56.83	43.17
8	28	15	6	16	600	11.30	126	5,312	310	290	51.67	48.33
9	7	15	2	12	599	11.28	127	5,312	397	202	66.28	33.72
4	10	15	6	13	598	11.26	128	5,312	416	182	69.57	30.43
8	9	15	1	14	598	11.26	129	5,312	341	257	57.02	42.98
8	7	15	6	15	597	11.24	130	5,312	277	320	46.40	53.60
8	14	15	6	17	597	11.24	131	5,312	305	292	51.09	48.91
8	15	15	7	15	597	11.24	132	5,312	270	327	45.23	54.77
8	16	15	1	15	597	11.24	133	5,312	337	260	56.45	43.55
8	16	15	1	18	597	11.24	134	5,312	435	162	72.86	27.14
6	26	15	6	15	594	11.18	135	5,312	272	322	45.79	54.21
8	13	15	5	16	593	11.16	136	5,312	287	306	48.40	51.60
8	16	15	1	17	593	11.16	137	5,312	398	195	67.12	32.88
6	26	15	6	13	592	11.14	138	5,312	258	334	43.58	56.42
7	17	15	6	17	592	11.14	139	5,312	298	294	50.34	49.66
7	31	15	6	18	592	11.14	140	5,312	306	286	51.69	48.31
9	4	15	6	17	592	11.14	141	5,312	268	324	45.27	54.73
9	12	15	7	12	592	11.14	142	5,312	225	367	38.01	61.99
1	2	15	6	15	590	11.11	143	5,312	240	350	40.68	59.32
8	9	15	1	15	589	11.09	144	5,312	322	267	54.67	45.33
7	2	15	5	14	587	11.05	145	5,312	249	338	42.42	57.58
7	5	15	1	17	586	11.03	146	5,312	407	179	69.45	30.55
7	30	15	5	17	586	11.03	147	5,312	348	238	59.39	40.61
8	23	15	1	15	586	11.03	148	5,312	332	254	56.66	43.34
8	12	15	4	16	585	11.01	149	5,312	303	282	51.79	48.21
7	18	15	7	18	584	10.99	150	5,312	351	233	60.10	39.90
8	17	15	2	17	583	10.98	151	5,312	337	246	57.80	42.20
9	19	15	7	16	583	10.98	152	5,312	381	202	65.35	34.65
8	1	15	7	12	581	10.94	153	5,312	213	368	36.66	63.34
8	2	15	1	17	581	10.94	154	5,312	379	202	65.23	34.77
8	9	15	1	17	581	10.94	155	5,312	394	187	67.81	32.19
9	11	15	6	16	580	10.92	156	5,312	318	262	54.83	45.17
7	27	15	2	17	579	10.90	157	5,312	343	236	59.24	40.76
8	23	15	1	17	579	10.90	158	5,312	354	225	61.14	38.86
3	2	15	2	16	578	10.88	159	5,312	303	275	52.42	47.58
6	28	15	1	16	578	10.88	160	5,312	375	203	64.88	35.12
7	23	15	5	16	578	10.88	161	5,312	308	270	53.29	46.71

MO	DY	YR	DAY OF WK	HR	HR VOL	PERCENT OF AADT	HOUR NUMBER	AADT	NORTH VOLUME	SOUTH VOLUME	PERCENT NORTH IS OF TOTAL VOLUME	PERCENT SOUTH IS OF TOTAL VOLUME
8	16	15	1	16	578	10.88	162	5,312	342	236	59.17	40.83
1	30	15	6	15	577	10.86	163	5,312	238	339	41.25	58.75
4	19	15	1	12	576	10.84	164	5,312	362	214	62.85	37.15
7	8	15	4	17	576	10.84	165	5,312	332	244	57.64	42.36
8	18	15	3	17	576	10.84	166	5,312	346	230	60.07	39.93
5	8	15	6	17	575	10.82	167	5,312	302	273	52.52	47.48
5	8	15	6	16	574	10.81	168	5,312	322	252	56.10	43.90
9	11	15	6	15	574	10.81	169	5,312	265	309	46.17	53.83
1	31	15	7	15	573	10.79	170	5,312	193	380	33.68	66.32
6	5	15	6	16	573	10.79	171	5,312	299	274	52.18	47.82
6	26	15	6	14	573	10.79	172	5,312	244	329	42.58	57.42
7	10	15	6	16	573	10.79	173	5,312	280	293	48.87	51.13
7	19	15	1	17	573	10.79	174	5,312	383	190	66.84	33.16
8	5	15	4	17	573	10.79	175	5,312	301	272	52.53	47.47
8	7	15	6	13	573	10.79	176	5,312	278	295	48.52	51.48
8	20	15	5	16	573	10.79	177	5,312	294	279	51.31	48.69
9	7	15	2	15	573	10.79	178	5,312	363	210	63.35	36.65
1	2	15	6	16	572	10.77	179	5,312	276	296	48.25	51.75
1	19	15	2	17	572	10.77	180	5,312	355	217	62.06	37.94
8	8	15	7	14	572	10.77	181	5,312	263	309	45.98	54.02
9	25	15	6	16	572	10.77	182	5,312	293	279	51.22	48.78
7	6	15	2	17	571	10.75	183	5,312	342	229	59.89	40.11
8	8	15	7	16	570	10.73	184	5,312	315	255	55.26	44.74
1	19	15	2	16	569	10.71	185	5,312	225	344	39.54	60.46
5	22	15	6	16	569	10.71	186	5,312	289	280	50.79	49.21
6	25	15	5	16	569	10.71	187	5,312	280	289	49.21	50.79
7	11	15	7	17	569	10.71	188	5,312	332	237	58.35	41.65
7	19	15	1	12	569	10.71	189	5,312	315	254	55.36	44.64
8	14	15	6	16	569	10.71	190	5,312	269	300	47.28	52.72
2	17	15	3	15	568	10.69	191	5,312	184	384	32.39	67.61
8	9	15	1	13	568	10.69	192	5,312	345	223	60.74	39.26
9	11	15	6	14	568	10.69	193	5,312	265	303	46.65	53.35
4	19	15	1	16	567	10.67	194	5,312	346	221	61.02	38.98
7	9	15	5	17	567	10.67	195	5,312	318	249	56.08	43.92
2	18	15	4	16	566	10.66	196	5,312	263	303	46.47	53.53
8	2	15	1	18	566	10.66	197	5,312	392	174	69.26	30.74
8	21	15	6	14	566	10.66	198	5,312	251	315	44.35	55.65
9	4	15	6	14	566	10.66	199	5,312	235	331	41.52	58.48
9	4	15	6	15	566	10.66	200	5,312	227	339	40.11	59.89



AADT= 81136 K 30 FACTOR= 8.76 K 100 FACTOR= 8.56 K 200 FACTOR= 8.4 D 30 FACTOR= 59.86



MO	DY	YR	DAY OF WK	HR	HR VOL	PERCENT OF AADT	HOUR NUMBER	AADT	EAST VOLUME	WEST VOLUME	PERCENT EAST IS OF TOTAL VOLUME	PERCENT WEST IS OF TOTAL VOLUME
6	9	15	3	18	7,524	9.27	1	81,136	3,168	4,356	42.11	57.89
8	28	15	6	18	7,423	9.15	2	81,136	3,260	4,163	43.92	56.08
8	21	15	6	17	7,302	9.00	3	81,136	2,649	4,653	36.28	63.72
6	12	15	6	17	7,259	8.95	4	81,136	2,818	4,441	38.82	61.18
6	9	15	3	17	7,257	8.94	5	81,136	2,989	4,268	41.19	58.81
10	16	15	6	17	7,248	8.93	6	81,136	2,871	4,377	39.61	60.39
9	25	15	6	17	7,246	8.93	7	81,136	2,917	4,329	40.26	59.74
9	11	15	6	17	7,243	8.93	8	81,136	2,845	4,398	39.28	60.72
6	17	15	4	17	7,214	8.89	9	81,136	2,802	4,412	38.84	61.16
7	24	15	6	17	7,199	8.87	10	81,136	2,930	4,269	40.70	59.30
9	18	15	6	17	7,180	8.85	11	81,136	2,912	4,268	40.56	59.44
11	26	15	5	13	7,170	8.84	12	81,136	3,197	3,973	44.59	55.41
8	5	15	4	17	7,166	8.83	13	81,136	2,750	4,416	38.38	61.62
10	27	15	3	18	7,163	8.83	14	81,136	2,552	4,611	35.63	64.37

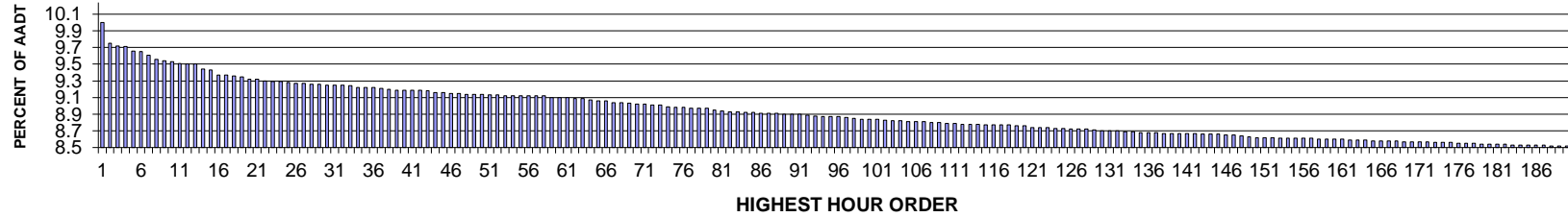
MO	DY	YR	DAY OF WK	HR	HR VOL	PERCENT OF AADT	HOUR NUMBER	AADT	EAST VOLUME	WEST VOLUME	PERCENT EAST IS OF TOTAL VOLUME	PERCENT WEST IS OF TOTAL VOLUME
6	11	15	5	17	7,156	8.82	15	81,136	2,773	4,383	38.75	61.25
11	6	15	6	17	7,156	8.82	16	81,136	2,815	4,341	39.34	60.66
9	24	15	5	17	7,150	8.81	17	81,136	2,833	4,317	39.62	60.38
6	5	15	6	17	7,148	8.81	18	81,136	2,823	4,325	39.49	60.51
7	21	15	3	17	7,147	8.81	19	81,136	2,693	4,454	37.68	62.32
5	29	15	6	18	7,143	8.80	20	81,136	2,600	4,543	36.40	63.60
10	16	15	6	18	7,136	8.80	21	81,136	2,797	4,339	39.20	60.80
5	1	15	6	17	7,132	8.79	22	81,136	2,795	4,337	39.19	60.81
6	17	15	4	18	7,131	8.79	23	81,136	2,582	4,549	36.21	63.79
7	28	15	3	17	7,127	8.78	24	81,136	2,753	4,374	38.63	61.37
6	25	15	5	17	7,125	8.78	25	81,136	2,768	4,357	38.85	61.15
7	10	15	6	17	7,125	8.78	26	81,136	2,789	4,336	39.14	60.86
7	31	15	6	17	7,113	8.77	27	81,136	2,730	4,383	38.38	61.62
11	26	15	5	14	7,109	8.76	28	81,136	2,990	4,119	42.06	57.94
12	11	15	6	17	7,107	8.76	29	81,136	2,815	4,292	39.61	60.39
5	8	15	6	17	7,106	8.76	30	81,136	2,852	4,254	40.14	59.86
5	15	15	6	17	7,102	8.75	31	81,136	2,790	4,312	39.28	60.72
3	13	15	6	17	7,100	8.75	32	81,136	2,628	4,472	37.01	62.99
7	22	15	4	17	7,100	8.75	33	81,136	2,834	4,266	39.92	60.08
7	30	15	5	17	7,099	8.75	34	81,136	2,763	4,336	38.92	61.08
9	22	15	3	18	7,098	8.75	35	81,136	2,639	4,459	37.18	62.82
8	7	15	6	16	7,096	8.75	36	81,136	2,962	4,134	41.74	58.26
12	16	15	4	17	7,095	8.74	37	81,136	2,802	4,293	39.49	60.51
10	20	15	3	17	7,093	8.74	38	81,136	2,676	4,417	37.73	62.27
10	22	15	5	17	7,092	8.74	39	81,136	2,820	4,272	39.76	60.24
6	16	15	3	18	7,091	8.74	40	81,136	2,556	4,535	36.05	63.95
6	30	15	3	17	7,087	8.73	41	81,136	2,706	4,381	38.18	61.82
5	19	15	3	17	7,084	8.73	42	81,136	2,714	4,370	38.31	61.69
6	4	15	5	18	7,084	8.73	43	81,136	2,713	4,371	38.30	61.70
10	2	15	6	17	7,081	8.73	44	81,136	2,770	4,311	39.12	60.88
4	8	15	4	17	7,080	8.73	45	81,136	2,662	4,418	37.60	62.40
10	23	15	6	17	7,079	8.72	46	81,136	2,773	4,306	39.17	60.83
12	15	15	3	17	7,074	8.72	47	81,136	2,747	4,327	38.83	61.17
6	16	15	3	17	7,071	8.71	48	81,136	2,650	4,421	37.48	62.52
8	25	15	3	17	7,065	8.71	49	81,136	2,806	4,259	39.72	60.28
10	15	15	5	18	7,063	8.71	50	81,136	2,682	4,381	37.97	62.03
7	23	15	5	17	7,054	8.69	51	81,136	2,800	4,254	39.69	60.31
8	13	15	5	17	7,054	8.69	52	81,136	2,725	4,329	38.63	61.37
2	13	15	6	17	7,050	8.69	53	81,136	2,829	4,221	40.13	59.87
6	23	15	3	18	7,049	8.69	54	81,136	2,546	4,503	36.12	63.88
7	16	15	5	17	7,046	8.68	55	81,136	2,764	4,282	39.23	60.77
10	9	15	6	17	7,046	8.68	56	81,136	2,837	4,209	40.26	59.74
12	4	15	6	17	7,044	8.68	57	81,136	2,830	4,214	40.18	59.82
5	7	15	5	17	7,040	8.68	58	81,136	2,744	4,296	38.98	61.02
10	8	15	5	18	7,040	8.68	59	81,136	2,685	4,355	38.14	61.86
8	4	15	3	17	7,036	8.67	60	81,136	2,701	4,335	38.39	61.61
6	5	15	6	16	7,027	8.66	61	81,136	2,751	4,276	39.15	60.85
1	16	15	6	17	7,026	8.66	62	81,136	2,691	4,335	38.30	61.70
10	15	15	5	17	7,024	8.66	63	81,136	2,859	4,165	40.70	59.30

MO	DY	YR	DAY OF WK	HR	HR VOL	PERCENT OF AADT	HOUR NUMBER	AADT	EAST VOLUME	WEST VOLUME	PERCENT EAST IS OF TOTAL VOLUME	PERCENT WEST IS OF TOTAL VOLUME
3	6	15	6	17	7,022	8.65	64	81,136	2,784	4,238	39.65	60.35
12	18	15	6	17	7,022	8.65	65	81,136	2,817	4,205	40.12	59.88
8	6	15	5	17	7,021	8.65	66	81,136	2,778	4,243	39.57	60.43
1	9	15	6	17	7,018	8.65	67	81,136	2,669	4,349	38.03	61.97
3	5	15	5	18	7,018	8.65	68	81,136	2,665	4,353	37.97	62.03
10	8	15	5	17	7,012	8.64	69	81,136	2,748	4,264	39.19	60.81
2	27	15	6	17	7,009	8.64	70	81,136	2,634	4,375	37.58	62.42
10	14	15	4	18	7,007	8.64	71	81,136	2,574	4,433	36.73	63.27
4	30	15	5	17	7,003	8.63	72	81,136	2,702	4,301	38.58	61.42
7	14	15	3	18	6,999	8.63	73	81,136	2,528	4,471	36.12	63.88
8	5	15	4	18	6,997	8.62	74	81,136	2,532	4,465	36.19	63.81
9	10	15	5	18	6,996	8.62	75	81,136	2,697	4,299	38.55	61.45
11	20	15	6	18	6,993	8.62	76	81,136	2,886	4,107	41.27	58.73
5	29	15	6	17	6,992	8.62	77	81,136	2,741	4,251	39.20	60.80
6	11	15	5	18	6,989	8.61	78	81,136	2,608	4,381	37.32	62.68
8	7	15	6	17	6,988	8.61	79	81,136	2,702	4,286	38.67	61.33
8	18	15	3	17	6,985	8.61	80	81,136	2,684	4,301	38.43	61.57
10	14	15	4	17	6,985	8.61	81	81,136	2,726	4,259	39.03	60.97
7	24	15	6	18	6,984	8.61	82	81,136	2,828	4,156	40.49	59.51
7	1	15	4	17	6,982	8.61	83	81,136	2,723	4,259	39.00	61.00
8	20	15	5	18	6,981	8.60	84	81,136	2,567	4,414	36.77	63.23
7	22	15	4	18	6,978	8.60	85	81,136	2,626	4,352	37.63	62.37
6	18	15	5	17	6,973	8.59	86	81,136	2,664	4,309	38.20	61.80
5	28	15	5	17	6,970	8.59	87	81,136	2,699	4,271	38.72	61.28
12	1	15	3	17	6,970	8.59	88	81,136	2,680	4,290	38.45	61.55
6	10	15	4	17	6,968	8.59	89	81,136	2,691	4,277	38.62	61.38
6	4	15	5	17	6,964	8.58	90	81,136	2,662	4,302	38.23	61.77
7	16	15	5	18	6,964	8.58	91	81,136	2,660	4,304	38.20	61.80
8	26	15	4	17	6,964	8.58	92	81,136	2,736	4,228	39.29	60.71
5	21	15	5	17	6,961	8.58	93	81,136	2,762	4,199	39.68	60.32
7	10	15	6	18	6,961	8.58	94	81,136	2,619	4,342	37.62	62.38
10	6	15	3	17	6,960	8.58	95	81,136	2,702	4,258	38.82	61.18
7	21	15	3	18	6,959	8.58	96	81,136	2,481	4,478	35.65	64.35
8	25	15	3	18	6,957	8.57	97	81,136	2,615	4,342	37.59	62.41
10	30	15	6	17	6,954	8.57	98	81,136	2,734	4,220	39.32	60.68
7	15	15	4	18	6,953	8.57	99	81,136	2,585	4,368	37.18	62.82
7	8	15	4	17	6,947	8.56	100	81,136	2,667	4,280	38.39	61.61
7	14	15	3	17	6,947	8.56	101	81,136	2,697	4,250	38.82	61.18
8	13	15	5	18	6,947	8.56	102	81,136	2,674	4,273	38.49	61.51
9	10	15	5	17	6,945	8.56	103	81,136	2,691	4,254	38.75	61.25
6	18	15	5	18	6,943	8.56	104	81,136	2,590	4,353	37.30	62.70
6	19	15	6	17	6,943	8.56	105	81,136	2,597	4,346	37.40	62.60
6	12	15	6	16	6,942	8.56	106	81,136	2,724	4,218	39.24	60.76
9	3	15	5	17	6,938	8.55	107	81,136	2,768	4,170	39.90	60.10
9	16	15	4	17	6,936	8.55	108	81,136	2,744	4,192	39.56	60.44
7	9	15	5	18	6,935	8.55	109	81,136	2,593	4,342	37.39	62.61
9	25	15	6	18	6,933	8.54	110	81,136	2,748	4,185	39.64	60.36
9	30	15	4	18	6,933	8.54	111	81,136	2,663	4,270	38.41	61.59
6	3	15	4	17	6,932	8.54	112	81,136	2,647	4,285	38.19	61.81

MO	DY	YR	DAY OF WK	HR	HR VOL	PERCENT OF AADT	HOUR NUMBER	AADT	EAST VOLUME	WEST VOLUME	PERCENT EAST IS OF TOTAL VOLUME	PERCENT WEST IS OF TOTAL VOLUME
5	6	15	4	18	6,930	8.54	113	81,136	2,727	4,203	39.35	60.65
6	19	15	6	18	6,928	8.54	114	81,136	2,444	4,484	35.28	64.72
7	29	15	4	17	6,928	8.54	115	81,136	2,653	4,275	38.29	61.71
4	17	15	6	17	6,926	8.54	116	81,136	2,696	4,230	38.93	61.07
5	21	15	5	18	6,926	8.54	117	81,136	2,614	4,312	37.74	62.26
12	22	15	3	17	6,926	8.54	118	81,136	2,698	4,228	38.95	61.05
6	24	15	4	18	6,925	8.54	119	81,136	2,654	4,271	38.32	61.68
9	16	15	4	18	6,925	8.54	120	81,136	2,560	4,365	36.97	63.03
7	17	15	6	17	6,924	8.53	121	81,136	2,764	4,160	39.92	60.08
6	10	15	4	18	6,921	8.53	122	81,136	2,541	4,380	36.71	63.29
5	15	15	6	18	6,919	8.53	123	81,136	2,612	4,307	37.75	62.25
7	8	15	4	18	6,918	8.53	124	81,136	2,541	4,377	36.73	63.27
4	9	15	5	17	6,916	8.52	125	81,136	2,671	4,245	38.62	61.38
7	15	15	4	17	6,915	8.52	126	81,136	2,793	4,122	40.39	59.61
9	3	15	5	18	6,915	8.52	127	81,136	2,535	4,380	36.66	63.34
12	30	15	4	17	6,912	8.52	128	81,136	2,655	4,257	38.41	61.59
10	1	15	5	17	6,911	8.52	129	81,136	2,602	4,309	37.65	62.35
8	27	15	5	17	6,910	8.52	130	81,136	2,782	4,128	40.26	59.74
8	27	15	5	18	6,909	8.52	131	81,136	2,616	4,293	37.86	62.14
10	23	15	6	18	6,909	8.52	132	81,136	2,712	4,197	39.25	60.75
6	12	15	6	18	6,907	8.51	133	81,136	2,591	4,316	37.51	62.49
8	19	15	4	17	6,905	8.51	134	81,136	2,682	4,223	38.84	61.16
5	20	15	4	18	6,902	8.51	135	81,136	2,468	4,434	35.76	64.24
3	27	15	6	17	6,901	8.51	136	81,136	2,632	4,269	38.14	61.86
5	19	15	3	18	6,901	8.51	137	81,136	2,505	4,396	36.30	63.70
9	30	15	4	17	6,901	8.51	138	81,136	2,674	4,227	38.75	61.25
10	5	15	2	17	6,901	8.51	139	81,136	2,536	4,365	36.75	63.25
6	15	15	2	17	6,900	8.50	140	81,136	2,655	4,245	38.48	61.52
5	27	15	4	17	6,898	8.50	141	81,136	2,699	4,199	39.13	60.87
11	4	15	4	17	6,898	8.50	142	81,136	2,672	4,226	38.74	61.26
8	6	15	5	18	6,897	8.50	143	81,136	2,547	4,350	36.93	63.07
5	20	15	4	17	6,896	8.50	144	81,136	2,573	4,323	37.31	62.69
6	3	15	4	18	6,896	8.50	145	81,136	2,672	4,224	38.75	61.25
8	20	15	5	17	6,896	8.50	146	81,136	2,734	4,162	39.65	60.35
8	21	15	6	16	6,894	8.50	147	81,136	2,769	4,125	40.17	59.83
6	24	15	4	17	6,893	8.50	148	81,136	2,617	4,276	37.97	62.03
9	24	15	5	18	6,892	8.49	149	81,136	2,689	4,203	39.02	60.98
10	27	15	3	17	6,891	8.49	150	81,136	2,625	4,266	38.09	61.91
7	1	15	4	18	6,889	8.49	151	81,136	2,504	4,385	36.35	63.65
7	2	15	5	16	6,889	8.49	152	81,136	2,599	4,290	37.73	62.27
8	26	15	4	18	6,886	8.49	153	81,136	2,574	4,312	37.38	62.62
3	19	15	5	18	6,882	8.48	154	81,136	2,511	4,371	36.49	63.51
6	26	15	6	17	6,882	8.48	155	81,136	2,687	4,195	39.04	60.96
7	2	15	5	17	6,878	8.48	156	81,136	2,644	4,234	38.44	61.56
10	21	15	4	17	6,873	8.47	157	81,136	2,584	4,289	37.60	62.40
8	12	15	4	18	6,871	8.47	158	81,136	2,491	4,380	36.25	63.75
5	27	15	4	18	6,868	8.46	159	81,136	2,572	4,296	37.45	62.55
8	11	15	3	18	6,866	8.46	160	81,136	2,590	4,276	37.72	62.28
1	30	15	6	17	6,863	8.46	161	81,136	2,603	4,260	37.93	62.07

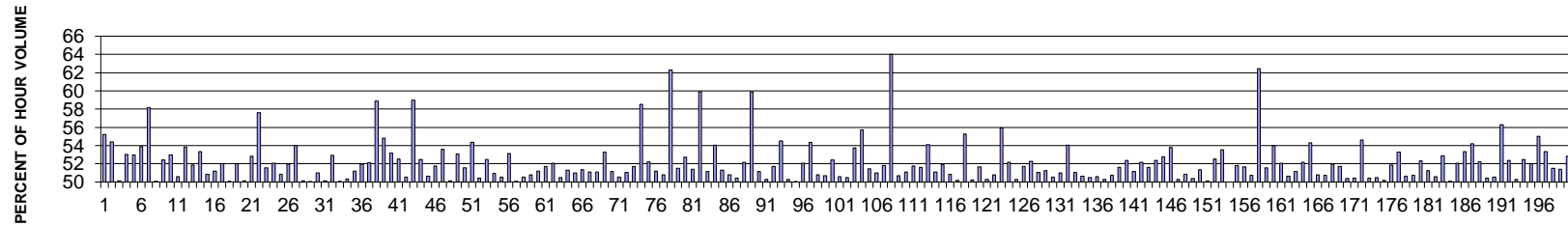
MO	DY	YR	DAY OF WK	HR	HR VOL	PERCENT OF AADT	HOUR NUMBER	AADT	EAST VOLUME	WEST VOLUME	PERCENT EAST IS OF TOTAL VOLUME	PERCENT WEST IS OF TOTAL VOLUME
8	11	15	3	17	6,863	8.46	162	81,136	2,686	4,177	39.14	60.86
8	3	15	2	17	6,862	8.46	163	81,136	2,589	4,273	37.73	62.27
10	28	15	4	17	6,862	8.46	164	81,136	2,660	4,202	38.76	61.24
6	25	15	5	18	6,860	8.45	165	81,136	2,520	4,340	36.73	63.27
10	2	15	6	18	6,859	8.45	166	81,136	2,732	4,127	39.83	60.17
3	12	15	5	18	6,858	8.45	167	81,136	2,552	4,306	37.21	62.79
8	12	15	4	17	6,857	8.45	168	81,136	2,622	4,235	38.24	61.76
10	1	15	5	18	6,856	8.45	169	81,136	2,624	4,232	38.27	61.73
9	11	15	6	18	6,855	8.45	170	81,136	2,684	4,171	39.15	60.85
1	14	15	4	17	6,854	8.45	171	81,136	2,495	4,359	36.40	63.60
9	29	15	3	17	6,853	8.45	172	81,136	2,601	4,252	37.95	62.05
4	22	15	4	17	6,851	8.44	173	81,136	2,569	4,282	37.50	62.50
5	28	15	5	18	6,850	8.44	174	81,136	2,611	4,239	38.12	61.88
2	11	15	4	17	6,847	8.44	175	81,136	2,550	4,297	37.24	62.76
6	26	15	6	18	6,846	8.44	176	81,136	2,523	4,323	36.85	63.15
11	19	15	5	18	6,842	8.43	177	81,136	2,580	4,262	37.71	62.29
5	1	15	6	18	6,841	8.43	178	81,136	2,581	4,260	37.73	62.27
6	23	15	3	17	6,841	8.43	179	81,136	2,649	4,192	38.72	61.28
11	24	15	3	18	6,841	8.43	180	81,136	2,640	4,201	38.59	61.41
12	2	15	4	17	6,841	8.43	181	81,136	2,585	4,256	37.79	62.21
3	12	15	5	17	6,840	8.43	182	81,136	2,586	4,254	37.81	62.19
9	21	15	2	18	6,839	8.43	183	81,136	2,479	4,360	36.25	63.75
11	19	15	5	17	6,839	8.43	184	81,136	2,629	4,210	38.44	61.56
7	23	15	5	18	6,835	8.42	185	81,136	2,574	4,261	37.66	62.34
9	29	15	3	18	6,835	8.42	186	81,136	2,627	4,208	38.43	61.57
3	26	15	5	17	6,834	8.42	187	81,136	2,657	4,177	38.88	61.12
7	17	15	6	18	6,834	8.42	188	81,136	2,590	4,244	37.90	62.10
1	12	15	2	17	6,833	8.42	189	81,136	2,340	4,493	34.25	65.75
9	15	15	3	18	6,833	8.42	190	81,136	2,622	4,211	38.37	61.63
5	6	15	4	17	6,832	8.42	191	81,136	2,552	4,280	37.35	62.65
12	16	15	4	18	6,832	8.42	192	81,136	2,648	4,184	38.76	61.24
8	4	15	3	18	6,830	8.42	193	81,136	2,517	4,313	36.85	63.15
1	8	15	5	17	6,827	8.41	194	81,136	2,520	4,307	36.91	63.09
8	14	15	6	17	6,826	8.41	195	81,136	2,640	4,186	38.68	61.32
7	9	15	5	17	6,824	8.41	196	81,136	2,764	4,060	40.50	59.50
5	18	15	2	17	6,823	8.41	197	81,136	2,536	4,287	37.17	62.83
4	24	15	6	17	6,821	8.41	198	81,136	2,572	4,249	37.71	62.29
5	14	15	5	18	6,817	8.40	199	81,136	2,685	4,132	39.39	60.61
9	4	15	6	17	6,815	8.40	200	81,136	2,608	4,207	38.27	61.73

**SR 005 MP 20.14 WOODLAND ADC SITE R045
K FOR PEAK 200 HOURS OF 2015**



AADT= 74269 K 30 FACTOR= 9.22 K 100 FACTOR= 8.80 K 200 FACTOR= 8.46 D 30 FACTOR= 51.01

**SR 005 MP 20.14 WOODLAND ADC SITE R045
D % IN THE PEAK 200 HOURS OF 2015**



MO	DY	YR	DAY OF WK	HR	HR VOL	PERCENT OF AADT	HOUR NUMBER	AADT	NORTH VOLUME	SOUTH VOLUME	PERCENT NORTH IS OF TOTAL VOLUME	PERCENT SOUTH IS OF TOTAL VOLUME
6	28	15	1	14	7,658	10.31	1	74,269	3,429	4,229	44.78	55.22
7	5	15	1	14	7,396	9.96	2	74,269	3,371	4,025	45.58	54.42
8	9	15	1	15	7,211	9.71	3	74,269	3,597	3,614	49.88	50.12
8	16	15	1	16	7,188	9.68	4	74,269	3,375	3,813	46.95	53.05
8	23	15	1	17	7,185	9.67	5	74,269	3,380	3,805	47.04	52.96
8	9	15	1	17	7,147	9.62	6	74,269	3,297	3,850	46.13	53.87
7	5	15	1	15	7,137	9.61	7	74,269	2,985	4,152	41.82	58.18
8	23	15	1	14	7,109	9.57	8	74,269	3,549	3,560	49.92	50.08
8	9	15	1	16	7,072	9.52	9	74,269	3,366	3,706	47.60	52.40
8	23	15	1	16	7,058	9.50	10	74,269	3,319	3,739	47.02	52.98
7	12	15	1	17	7,050	9.49	11	74,269	3,483	3,567	49.40	50.60
7	5	15	1	13	7,031	9.47	12	74,269	3,246	3,785	46.17	53.83
11	28	15	7	14	7,027	9.46	13	74,269	3,645	3,382	51.87	48.13
8	16	15	1	17	7,023	9.46	14	74,269	3,276	3,747	46.65	53.35

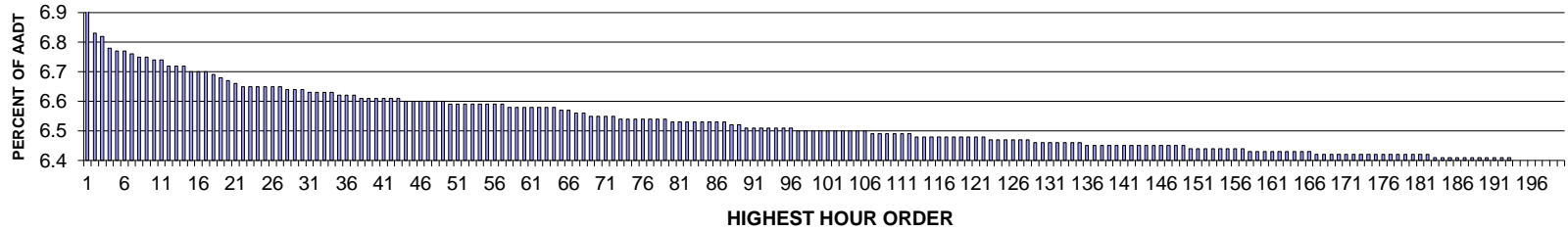
MO	DY	YR	DAY OF WK	HR	HR VOL	PERCENT OF AADT	HOUR NUMBER	AADT	NORTH VOLUME	SOUTH VOLUME	PERCENT NORTH IS OF TOTAL VOLUME	PERCENT SOUTH IS OF TOTAL VOLUME	
8	8	16	15	1	14	6,978	9.40	15	74,269	3,429	3,549	49.14	50.86
8	8	16	15	1	15	6,972	9.39	16	74,269	3,403	3,569	48.81	51.19
11	11	29	15	1	14	6,932	9.33	17	74,269	3,326	3,606	47.98	52.02
11	11	28	15	7	15	6,926	9.33	18	74,269	3,468	3,458	50.07	49.93
11	11	26	15	5	12	6,922	9.32	19	74,269	3,599	3,323	51.99	48.01
11	11	29	15	1	13	6,911	9.31	20	74,269	3,466	3,445	50.15	49.85
8	7	9	15	1	18	6,895	9.28	21	74,269	3,251	3,644	47.15	52.85
7	8	5	15	1	16	6,889	9.28	22	74,269	2,919	3,970	42.37	57.63
8	8	9	15	1	13	6,878	9.26	23	74,269	3,331	3,547	48.43	51.57
8	9	23	15	1	15	6,873	9.25	24	74,269	3,296	3,577	47.96	52.04
9	9	4	15	6	18	6,871	9.25	25	74,269	3,493	3,378	50.84	49.16
8	8	2	15	1	14	6,860	9.24	26	74,269	3,296	3,564	48.05	51.95
6	6	21	15	1	16	6,854	9.23	27	74,269	3,152	3,702	45.99	54.01
6	6	28	15	1	16	6,852	9.23	28	74,269	3,434	3,418	50.12	49.88
7	7	12	15	1	15	6,848	9.22	29	74,269	3,426	3,422	50.03	49.97
7	7	26	15	1	15	6,848	9.22	30	74,269	3,355	3,493	48.99	51.01
7	7	19	15	1	14	6,843	9.21	31	74,269	3,414	3,429	49.89	50.11
7	7	26	15	1	16	6,841	9.21	32	74,269	3,221	3,620	47.08	52.92
8	8	16	15	1	13	6,837	9.21	33	74,269	3,414	3,423	49.93	50.07
8	8	23	15	1	13	6,833	9.20	34	74,269	3,439	3,394	50.33	49.67
7	7	24	15	6	16	6,819	9.18	35	74,269	3,329	3,490	48.82	51.18
7	7	26	15	1	14	6,817	9.18	36	74,269	3,541	3,276	51.94	48.06
12	12	26	15	7	13	6,817	9.18	37	74,269	3,265	3,552	47.89	52.11
7	7	3	15	6	11	6,810	9.17	38	74,269	4,010	2,800	58.88	41.12
8	8	23	15	1	18	6,803	9.16	39	74,269	3,075	3,728	45.20	54.80
8	8	16	15	1	18	6,799	9.15	40	74,269	3,184	3,615	46.83	53.17
8	8	30	15	1	15	6,798	9.15	41	74,269	3,228	3,570	47.48	52.52
7	7	24	15	6	15	6,795	9.15	42	74,269	3,362	3,433	49.48	50.52
7	7	5	15	1	17	6,794	9.15	43	74,269	2,787	4,007	41.02	58.98
11	11	26	15	5	13	6,788	9.14	44	74,269	3,563	3,225	52.49	47.51
7	7	19	15	1	17	6,777	9.12	45	74,269	3,346	3,431	49.37	50.63
8	8	2	15	1	16	6,773	9.12	46	74,269	3,267	3,506	48.24	51.76
8	8	9	15	1	14	6,765	9.11	47	74,269	3,138	3,627	46.39	53.61
8	8	14	15	6	17	6,763	9.11	48	74,269	3,373	3,390	49.87	50.13
7	7	12	15	1	14	6,759	9.10	49	74,269	3,172	3,587	46.93	53.07
12	12	26	15	7	12	6,759	9.10	50	74,269	3,274	3,485	48.44	51.56
8	8	30	15	1	16	6,755	9.10	51	74,269	3,085	3,670	45.67	54.33
7	7	12	15	1	16	6,754	9.09	52	74,269	3,348	3,406	49.57	50.43
8	8	8	15	7	12	6,753	9.09	53	74,269	3,543	3,210	52.47	47.53
9	9	5	15	7	12	6,747	9.08	54	74,269	3,438	3,309	50.96	49.04
6	6	21	15	1	14	6,744	9.08	55	74,269	3,408	3,336	50.53	49.47
6	6	21	15	1	17	6,744	9.08	56	74,269	3,162	3,582	46.89	53.11
7	7	24	15	6	14	6,744	9.08	57	74,269	3,365	3,379	49.90	50.10
7	7	26	15	1	13	6,743	9.08	58	74,269	3,408	3,335	50.54	49.46
6	6	28	15	1	17	6,741	9.08	59	74,269	3,318	3,423	49.22	50.78
10	10	2	15	6	17	6,730	9.06	60	74,269	3,283	3,447	48.78	51.22
5	5	22	15	6	17	6,729	9.06	61	74,269	3,249	3,480	48.28	51.72
9	9	5	15	7	11	6,726	9.06	62	74,269	3,501	3,225	52.05	47.95
8	8	7	15	6	17	6,724	9.05	63	74,269	3,330	3,394	49.52	50.48

MO	DY	YR	DAY OF WK	HR	HR VOL	PERCENT OF AADT	HOUR NUMBER	AADT	NORTH VOLUME	SOUTH VOLUME	PERCENT NORTH IS OF TOTAL VOLUME	PERCENT SOUTH IS OF TOTAL VOLUME
7	12	15	1	18	6,719	9.05	64	74,269	3,272	3,447	48.70	51.30
8	14	15	6	16	6,707	9.03	65	74,269	3,285	3,422	48.98	51.02
8	21	15	6	17	6,698	9.02	66	74,269	3,259	3,439	48.66	51.34
8	1	15	7	12	6,697	9.02	67	74,269	3,423	3,274	51.11	48.89
7	12	15	1	13	6,685	9.00	68	74,269	3,268	3,417	48.89	51.11
8	2	15	1	15	6,683	9.00	69	74,269	3,123	3,560	46.73	53.27
7	26	15	1	17	6,675	8.99	70	74,269	3,261	3,414	48.85	51.15
6	19	15	6	16	6,673	8.98	71	74,269	3,300	3,373	49.45	50.55
8	7	15	6	16	6,669	8.98	72	74,269	3,264	3,405	48.94	51.06
9	4	15	6	17	6,662	8.97	73	74,269	3,444	3,218	51.70	48.30
7	3	15	6	12	6,660	8.97	74	74,269	3,896	2,764	58.50	41.50
6	21	15	1	18	6,649	8.95	75	74,269	3,178	3,471	47.80	52.20
8	22	15	7	12	6,642	8.94	76	74,269	3,401	3,241	51.20	48.80
6	21	15	1	15	6,636	8.94	77	74,269	3,266	3,370	49.22	50.78
2	14	15	7	13	6,631	8.93	78	74,269	2,500	4,131	37.70	62.30
6	28	15	1	15	6,631	8.93	79	74,269	3,216	3,415	48.50	51.50
12	26	15	7	14	6,630	8.93	80	74,269	3,136	3,494	47.30	52.70
2	13	15	6	17	6,618	8.91	81	74,269	3,217	3,401	48.61	51.39
2	14	15	7	12	6,607	8.90	82	74,269	2,648	3,959	40.08	59.92
11	28	15	7	16	6,605	8.89	83	74,269	3,228	3,377	48.87	51.13
8	28	15	6	16	6,599	8.89	84	74,269	3,032	3,567	45.95	54.05
9	25	15	6	17	6,598	8.88	85	74,269	3,386	3,212	51.32	48.68
7	19	15	1	16	6,594	8.88	86	74,269	3,244	3,350	49.20	50.80
8	15	15	7	12	6,588	8.87	87	74,269	3,322	3,266	50.43	49.57
7	24	15	6	17	6,587	8.87	88	74,269	3,151	3,436	47.84	52.16
7	5	15	1	18	6,585	8.87	89	74,269	2,640	3,945	40.09	59.91
5	22	15	6	16	6,580	8.86	90	74,269	3,215	3,365	48.86	51.14
7	10	15	6	17	6,580	8.86	91	74,269	3,307	3,273	50.26	49.74
8	14	15	6	18	6,578	8.86	92	74,269	3,402	3,176	51.72	48.28
8	8	15	7	11	6,576	8.85	93	74,269	3,584	2,992	54.50	45.50
8	2	15	1	13	6,568	8.84	94	74,269	3,265	3,303	49.71	50.29
7	10	15	6	16	6,557	8.83	95	74,269	3,275	3,282	49.95	50.05
8	21	15	6	16	6,556	8.83	96	74,269	3,144	3,412	47.96	52.04
8	22	15	7	11	6,555	8.83	97	74,269	3,563	2,992	54.36	45.64
7	19	15	1	13	6,550	8.82	98	74,269	3,327	3,223	50.79	49.21
8	21	15	6	18	6,541	8.81	99	74,269	3,227	3,314	49.33	50.67
3	20	15	6	17	6,539	8.80	100	74,269	3,427	3,112	52.41	47.59
7	5	15	1	12	6,539	8.80	101	74,269	3,232	3,307	49.43	50.57
6	19	15	6	18	6,533	8.80	102	74,269	3,297	3,236	50.47	49.53
3	29	15	1	16	6,529	8.79	103	74,269	3,021	3,508	46.27	53.73
9	13	15	1	17	6,524	8.78	104	74,269	2,887	3,637	44.25	55.75
8	8	15	7	13	6,523	8.78	105	74,269	3,355	3,168	51.43	48.57
8	1	15	7	11	6,516	8.77	106	74,269	3,323	3,193	51.00	49.00
10	9	15	6	16	6,513	8.77	107	74,269	3,138	3,375	48.18	51.82
12	26	15	7	18	6,513	8.77	108	74,269	2,342	4,171	35.96	64.04
6	19	15	6	17	6,509	8.76	109	74,269	3,210	3,299	49.32	50.68
11	29	15	1	15	6,504	8.76	110	74,269	3,181	3,323	48.91	51.09
9	7	15	2	14	6,502	8.75	111	74,269	3,138	3,364	48.26	51.74
6	21	15	1	13	6,498	8.75	112	74,269	3,353	3,145	51.60	48.40

MO	DY	YR	DAY OF WK	HR	HR VOL	PERCENT OF AADT	HOUR NUMBER	AADT	NORTH VOLUME	SOUTH VOLUME	PERCENT NORTH IS OF TOTAL VOLUME	PERCENT SOUTH IS OF TOTAL VOLUME
9	13	15	1	18	6,492	8.74	113	74,269	2,980	3,512	45.90	54.10
9	11	15	6	17	6,489	8.74	114	74,269	3,317	3,172	51.12	48.88
3	29	15	1	15	6,488	8.74	115	74,269	3,119	3,369	48.07	51.93
6	12	15	6	17	6,487	8.73	116	74,269	3,297	3,190	50.82	49.18
9	4	15	6	16	6,487	8.73	117	74,269	3,232	3,255	49.82	50.18
7	3	15	6	15	6,485	8.73	118	74,269	3,584	2,901	55.27	44.73
11	25	15	4	15	6,485	8.73	119	74,269	3,227	3,258	49.76	50.24
7	17	15	6	15	6,478	8.72	120	74,269	3,347	3,131	51.67	48.33
9	11	15	6	16	6,476	8.72	121	74,269	3,221	3,255	49.74	50.26
7	31	15	6	15	6,465	8.70	122	74,269	3,282	3,183	50.77	49.23
8	9	15	1	19	6,460	8.70	123	74,269	2,848	3,612	44.09	55.91
5	8	15	6	16	6,459	8.70	124	74,269	3,091	3,368	47.86	52.14
7	31	15	6	16	6,455	8.69	125	74,269	3,244	3,211	50.26	49.74
10	16	15	6	16	6,454	8.69	126	74,269	3,117	3,337	48.30	51.70
8	7	15	6	18	6,448	8.68	127	74,269	3,370	3,078	52.26	47.74
10	9	15	6	17	6,448	8.68	128	74,269	3,157	3,291	48.96	51.04
9	18	15	6	17	6,447	8.68	129	74,269	3,143	3,304	48.75	51.25
7	17	15	6	16	6,440	8.67	130	74,269	3,255	3,185	50.54	49.46
11	28	15	7	17	6,433	8.66	131	74,269	3,151	3,282	48.98	51.02
3	29	15	1	17	6,432	8.66	132	74,269	2,956	3,476	45.96	54.04
6	5	15	6	17	6,430	8.66	133	74,269	3,281	3,149	51.03	48.97
3	20	15	6	16	6,425	8.65	134	74,269	3,254	3,171	50.65	49.35
8	21	15	6	15	6,424	8.65	135	74,269	3,244	3,180	50.50	49.50
8	7	15	6	15	6,419	8.64	136	74,269	3,171	3,248	49.40	50.60
8	14	15	6	15	6,419	8.64	137	74,269	3,192	3,227	49.73	50.27
5	25	15	2	15	6,414	8.64	138	74,269	3,159	3,255	49.25	50.75
7	2	15	5	16	6,412	8.63	139	74,269	3,310	3,102	51.62	48.38
5	23	15	7	11	6,411	8.63	140	74,269	3,357	3,054	52.36	47.64
11	25	15	4	12	6,410	8.63	141	74,269	3,278	3,132	51.14	48.86
3	27	15	6	16	6,409	8.63	142	74,269	3,064	3,345	47.81	52.19
6	12	15	6	16	6,407	8.63	143	74,269	3,102	3,305	48.42	51.58
8	14	15	6	14	6,405	8.62	144	74,269	3,355	3,050	52.38	47.62
9	18	15	6	16	6,403	8.62	145	74,269	3,024	3,379	47.23	52.77
9	13	15	1	16	6,399	8.62	146	74,269	2,958	3,441	46.23	53.77
7	17	15	6	17	6,394	8.61	147	74,269	3,180	3,214	49.73	50.27
8	28	15	6	17	6,391	8.61	148	74,269	3,141	3,250	49.15	50.85
7	24	15	6	18	6,385	8.60	149	74,269	3,218	3,167	50.40	49.60
3	27	15	6	17	6,377	8.59	150	74,269	3,101	3,276	48.63	51.37
7	10	15	6	14	6,375	8.58	151	74,269	3,195	3,180	50.12	49.88
4	17	15	6	16	6,371	8.58	152	74,269	3,026	3,345	47.50	52.50
9	13	15	1	15	6,371	8.58	153	74,269	2,960	3,411	46.46	53.54
5	8	15	6	17	6,366	8.57	154	74,269	3,183	3,183	50.00	50.00
8	2	15	1	17	6,366	8.57	155	74,269	3,068	3,298	48.19	51.81
7	10	15	6	15	6,365	8.57	156	74,269	3,287	3,078	51.64	48.36
8	15	15	7	13	6,365	8.57	157	74,269	3,231	3,134	50.76	49.24
8	17	15	2	17	6,362	8.57	158	74,269	2,388	3,974	37.54	62.46
6	19	15	6	15	6,361	8.56	159	74,269	3,082	3,279	48.45	51.55
9	11	15	6	18	6,361	8.56	160	74,269	3,436	2,925	54.02	45.98
9	7	15	2	15	6,360	8.56	161	74,269	3,048	3,312	47.92	52.08

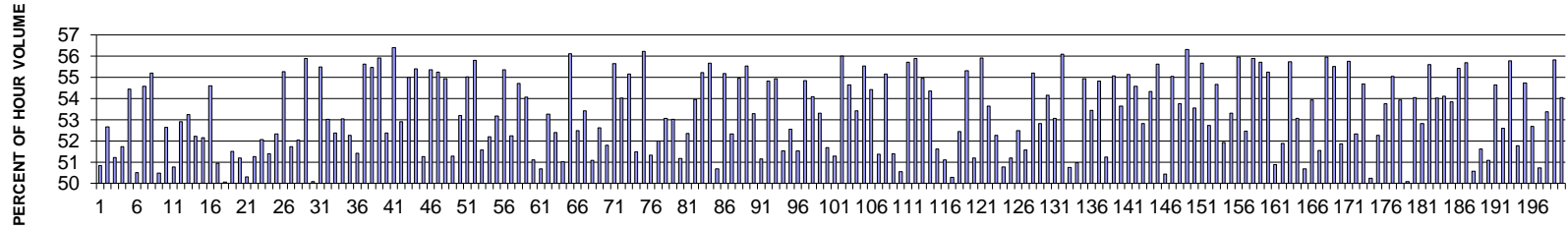
MO	DY	YR	DAY OF WK	HR	HR VOL	PERCENT OF AADT	HOUR NUMBER	AADT	NORTH VOLUME	SOUTH VOLUME	PERCENT NORTH IS OF TOTAL VOLUME	PERCENT SOUTH IS OF TOTAL VOLUME
10	2	15	6	16	6,357	8.56	162	74,269	3,138	3,219	49.36	50.64
5	22	15	6	15	6,352	8.55	163	74,269	3,102	3,250	48.84	51.16
6	28	15	1	18	6,348	8.55	164	74,269	3,035	3,313	47.81	52.19
11	25	15	4	16	6,347	8.55	165	74,269	2,900	3,447	45.69	54.31
11	29	15	1	16	6,346	8.54	166	74,269	3,223	3,123	50.79	49.21
8	22	15	7	13	6,345	8.54	167	74,269	3,220	3,125	50.75	49.25
8	7	15	6	14	6,344	8.54	168	74,269	3,295	3,049	51.94	48.06
7	17	15	6	14	6,342	8.54	169	74,269	3,279	3,063	51.70	48.30
4	24	15	6	16	6,337	8.53	170	74,269	3,193	3,144	50.39	49.61
4	10	15	6	16	6,336	8.53	171	74,269	3,195	3,141	50.43	49.57
5	25	15	2	16	6,334	8.53	172	74,269	2,875	3,459	45.39	54.61
9	25	15	6	16	6,333	8.53	173	74,269	3,139	3,194	49.57	50.43
5	15	15	6	16	6,331	8.52	174	74,269	3,136	3,195	49.53	50.47
12	24	15	5	14	6,328	8.52	175	74,269	3,176	3,152	50.19	49.81
10	2	15	6	18	6,327	8.52	176	74,269	3,282	3,045	51.87	48.13
7	25	15	7	13	6,319	8.51	177	74,269	2,951	3,368	46.70	53.30
4	12	15	1	14	6,318	8.51	178	74,269	3,117	3,201	49.34	50.66
7	19	15	1	18	6,317	8.51	179	74,269	3,205	3,112	50.74	49.26
7	17	15	6	13	6,313	8.50	180	74,269	3,302	3,011	52.30	47.70
7	12	15	1	19	6,311	8.50	181	74,269	3,233	3,078	51.23	48.77
6	14	15	1	14	6,310	8.50	182	74,269	3,192	3,118	50.59	49.41
11	25	15	4	17	6,310	8.50	183	74,269	2,973	3,337	47.12	52.88
9	20	15	1	16	6,308	8.49	184	74,269	3,159	3,149	50.08	49.92
7	25	15	7	12	6,306	8.49	185	74,269	3,022	3,284	47.92	52.08
8	7	15	6	12	6,305	8.49	186	74,269	3,362	2,943	53.32	46.68
8	23	15	1	12	6,305	8.49	187	74,269	3,417	2,888	54.20	45.80
6	26	15	6	17	6,304	8.49	188	74,269	3,011	3,293	47.76	52.24
6	14	15	1	17	6,300	8.48	189	74,269	3,122	3,178	49.56	50.44
8	9	15	1	12	6,300	8.48	190	74,269	3,117	3,183	49.48	50.52
7	3	15	6	13	6,298	8.48	191	74,269	3,544	2,754	56.27	43.73
10	23	15	6	16	6,297	8.48	192	74,269	2,998	3,299	47.61	52.39
8	15	15	7	11	6,294	8.47	193	74,269	3,165	3,129	50.29	49.71
11	28	15	7	12	6,294	8.47	194	74,269	2,993	3,301	47.55	52.45
5	8	15	6	15	6,293	8.47	195	74,269	3,020	3,273	47.99	52.01
8	2	15	1	18	6,292	8.47	196	74,269	2,832	3,460	45.01	54.99
8	1	15	7	13	6,289	8.47	197	74,269	3,355	2,934	53.35	46.65
3	13	15	6	17	6,287	8.47	198	74,269	3,050	3,237	48.51	51.49
11	20	15	6	17	6,287	8.47	199	74,269	3,054	3,233	48.58	51.42
7	19	15	1	15	6,284	8.46	200	74,269	2,964	3,320	47.17	52.83

SR 005 MP 168.84 N/O SR 520 I/C SEATTLE ADC SITE R046
K FOR PEAK 200 HOURS OF 2015



AADT= 205755 K 30 FACTOR= 6.64 K 100 FACTOR= 6.50 K 200 FACTOR= 6.40 D 30 FACTOR= 50.08

SR 005 MP 168.84 N/O SR 520 I/C SEATTLE ADC SITE R046
D % IN THE PEAK 200 HOURS OF 2015



MO	DY	YR	DAY OF WK	HR	HR VOL	PERCENT OF AADT	HOUR NUMBER	AADT	NORTH VOLUME	SOUTH VOLUME	PERCENT NORTH IS OF TOTAL VOLUME	PERCENT SOUTH IS OF TOTAL VOLUME
2	1	15	1	15	14,259	6.93	1	205,755	7,248	7,011	50.83	49.17
3	29	15	1	14	14,059	6.83	2	205,755	7,402	6,657	52.65	47.35
2	22	15	1	14	14,026	6.82	3	205,755	7,183	6,843	51.21	48.79
4	26	15	1	14	13,956	6.78	4	205,755	7,218	6,738	51.72	48.28
3	29	15	1	13	13,931	6.77	5	205,755	7,584	6,347	54.44	45.56
5	10	15	1	12	13,921	6.77	6	205,755	7,031	6,890	50.51	49.49
5	27	15	4	8	13,901	6.76	7	205,755	6,314	7,587	45.42	54.58
4	30	15	5	8	13,897	6.75	8	205,755	6,226	7,671	44.80	55.20
5	31	15	1	14	13,895	6.75	9	205,755	7,014	6,881	50.48	49.52
4	26	15	1	13	13,875	6.74	10	205,755	7,302	6,573	52.63	47.37
1	24	15	7	14	13,862	6.74	11	205,755	7,038	6,824	50.77	49.23
9	26	15	7	13	13,831	6.72	12	205,755	7,316	6,515	52.90	47.10
1	24	15	7	13	13,825	6.72	13	205,755	7,360	6,465	53.24	46.76
10	25	15	1	14	13,821	6.72	14	205,755	7,217	6,604	52.22	47.78

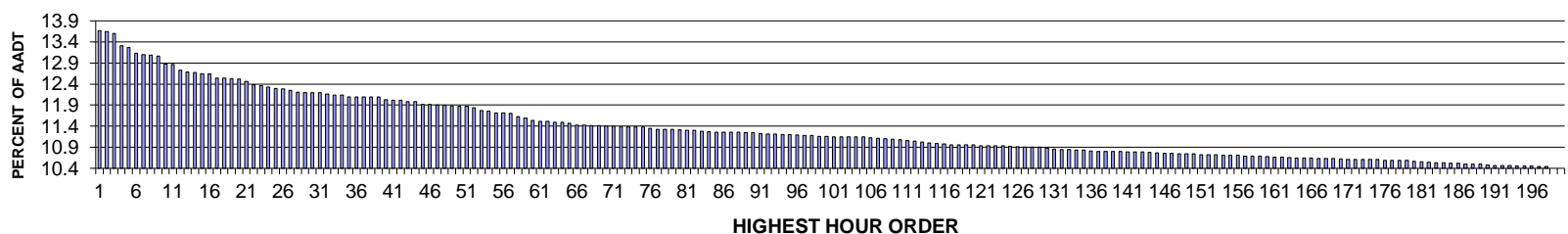
MO	DY	YR	DAY OF WK	HR	HR VOL	PERCENT OF AADT	HOUR NUMBER	AADT	NORTH VOLUME	SOUTH VOLUME	PERCENT NORTH IS OF TOTAL VOLUME	PERCENT SOUTH IS OF TOTAL VOLUME	
	2	21	15	7	13	13,795	6.70	15	205,755	7,194	6,601	52.15	47.85
	4	22	15	4	8	13,795	6.70	16	205,755	6,263	7,532	45.40	54.60
	5	16	15	7	14	13,790	6.70	17	205,755	7,026	6,764	50.95	49.05
	10	3	15	7	11	13,767	6.69	18	205,755	6,876	6,891	49.95	50.05
	2	8	15	1	14	13,753	6.68	19	205,755	7,084	6,669	51.51	48.49
	5	17	15	1	14	13,726	6.67	20	205,755	7,027	6,699	51.19	48.81
	2	21	15	7	14	13,706	6.66	21	205,755	6,896	6,810	50.31	49.69
	4	19	15	1	14	13,691	6.65	22	205,755	7,018	6,673	51.26	48.74
	9	26	15	7	12	13,690	6.65	23	205,755	7,127	6,563	52.06	47.94
	5	31	15	1	13	13,681	6.65	24	205,755	7,030	6,651	51.39	48.61
	5	17	15	1	13	13,678	6.65	25	205,755	7,157	6,521	52.32	47.68
	4	1	15	4	8	13,676	6.65	26	205,755	6,119	7,557	44.74	55.26
	1	31	15	7	14	13,674	6.65	27	205,755	7,073	6,601	51.73	48.27
	8	22	15	7	12	13,668	6.64	28	205,755	7,113	6,555	52.04	47.96
	4	23	15	5	8	13,665	6.64	29	205,755	6,027	7,638	44.11	55.89
	11	15	15	1	14	13,665	6.64	30	205,755	6,843	6,822	50.08	49.92
	6	4	15	5	8	13,651	6.63	31	205,755	6,077	7,574	44.52	55.48
	1	31	15	7	13	13,637	6.63	32	205,755	7,230	6,407	53.02	46.98
	3	1	15	1	14	13,634	6.63	33	205,755	7,142	6,492	52.38	47.62
	2	22	15	1	13	13,633	6.63	34	205,755	7,231	6,402	53.04	46.96
	2	21	15	7	12	13,617	6.62	35	205,755	7,118	6,499	52.27	47.73
	2	7	15	7	14	13,616	6.62	36	205,755	7,002	6,614	51.42	48.58
	5	1	15	6	8	13,614	6.62	37	205,755	6,043	7,571	44.39	55.61
	9	3	15	5	8	13,610	6.61	38	205,755	6,060	7,550	44.53	55.47
	9	8	15	3	8	13,607	6.61	39	205,755	6,001	7,606	44.10	55.90
	9	19	15	7	13	13,607	6.61	40	205,755	7,124	6,483	52.36	47.64
	4	13	15	2	8	13,599	6.61	41	205,755	5,930	7,669	43.61	56.39
	5	16	15	7	13	13,594	6.61	42	205,755	7,193	6,401	52.91	47.09
	5	6	15	4	8	13,593	6.61	43	205,755	6,117	7,476	45.00	55.00
	3	6	15	6	8	13,588	6.60	44	205,755	6,061	7,527	44.61	55.39
	9	19	15	7	14	13,585	6.60	45	205,755	6,962	6,623	51.25	48.75
	5	15	15	6	8	13,582	6.60	46	205,755	6,065	7,517	44.65	55.35
	4	24	15	6	8	13,581	6.60	47	205,755	6,077	7,504	44.75	55.25
	5	18	15	2	8	13,577	6.60	48	205,755	6,120	7,457	45.08	54.92
	10	3	15	7	12	13,575	6.60	49	205,755	6,961	6,614	51.28	48.72
	2	7	15	7	13	13,569	6.59	50	205,755	7,219	6,350	53.20	46.80
	4	27	15	2	8	13,564	6.59	51	205,755	6,101	7,463	44.98	55.02
	5	20	15	4	8	13,559	6.59	52	205,755	5,994	7,565	44.21	55.79
	9	26	15	7	11	13,557	6.59	53	205,755	6,990	6,567	51.56	48.44
	2	28	15	7	13	13,553	6.59	54	205,755	7,075	6,478	52.20	47.80
	3	21	15	7	12	13,553	6.59	55	205,755	7,207	6,346	53.18	46.82
	3	5	15	5	8	13,549	6.59	56	205,755	6,050	7,499	44.65	55.35
	9	19	15	7	12	13,549	6.59	57	205,755	7,078	6,471	52.24	47.76
	5	7	15	5	8	13,546	6.58	58	205,755	6,137	7,409	45.30	54.70
	4	28	15	3	8	13,545	6.58	59	205,755	6,221	7,324	45.93	54.07
	7	11	15	7	14	13,542	6.58	60	205,755	6,921	6,621	51.11	48.89
	4	25	15	7	14	13,541	6.58	61	205,755	6,863	6,678	50.68	49.32
	2	8	15	1	13	13,538	6.58	62	205,755	7,211	6,327	53.26	46.74
	5	9	15	7	12	13,536	6.58	63	205,755	7,091	6,445	52.39	47.61

MO	DY	YR	DAY OF WK	HR	HR VOL	PERCENT OF AADT	HOUR NUMBER	AADT	NORTH VOLUME	SOUTH VOLUME	PERCENT NORTH IS OF TOTAL VOLUME	PERCENT SOUTH IS OF TOTAL VOLUME
4	11	15	7	11	13,529	6.58	64	205,755	6,626	6,903	48.98	51.02
4	3	15	6	8	13,524	6.57	65	205,755	5,937	7,587	43.90	56.10
7	11	15	7	13	13,512	6.57	66	205,755	7,093	6,419	52.49	47.51
1	24	15	7	12	13,501	6.56	67	205,755	7,211	6,290	53.41	46.59
5	9	15	7	13	13,498	6.56	68	205,755	6,894	6,604	51.07	48.93
2	28	15	7	12	13,487	6.55	69	205,755	7,097	6,390	52.62	47.38
8	22	15	7	13	13,482	6.55	70	205,755	6,983	6,499	51.79	48.21
4	15	15	4	8	13,478	6.55	71	205,755	5,978	7,500	44.35	55.65
4	29	15	4	8	13,476	6.55	72	205,755	6,196	7,280	45.98	54.02
5	19	15	3	8	13,463	6.54	73	205,755	6,038	7,425	44.85	55.15
5	10	15	1	13	13,460	6.54	74	205,755	6,929	6,531	51.48	48.52
4	7	15	3	8	13,459	6.54	75	205,755	5,892	7,567	43.78	56.22
7	25	15	7	14	13,458	6.54	76	205,755	6,906	6,552	51.32	48.68
10	4	15	1	14	13,458	6.54	77	205,755	6,998	6,460	52.00	48.00
3	28	15	7	11	13,453	6.54	78	205,755	7,137	6,316	53.05	46.95
1	31	15	7	12	13,452	6.54	79	205,755	7,131	6,321	53.01	46.99
9	27	15	1	12	13,444	6.53	80	205,755	6,879	6,565	51.17	48.83
12	6	15	1	14	13,443	6.53	81	205,755	7,037	6,406	52.35	47.65
3	1	15	1	13	13,441	6.53	82	205,755	7,250	6,191	53.94	46.06
3	18	15	4	8	13,439	6.53	83	205,755	6,019	7,420	44.79	55.21
3	27	15	6	8	13,437	6.53	84	205,755	5,957	7,480	44.33	55.67
1	31	15	7	15	13,435	6.53	85	205,755	6,627	6,808	49.33	50.67
9	16	15	4	8	13,435	6.53	86	205,755	6,021	7,414	44.82	55.18
3	7	15	7	13	13,427	6.53	87	205,755	7,025	6,402	52.32	47.68
5	29	15	6	8	13,414	6.52	88	205,755	6,041	7,373	45.04	54.96
5	8	15	6	8	13,412	6.52	89	205,755	5,966	7,446	44.48	55.52
2	10	15	3	9	13,403	6.51	90	205,755	6,262	7,141	46.72	53.28
5	10	15	1	17	13,399	6.51	91	205,755	6,852	6,547	51.14	48.86
6	3	15	4	8	13,394	6.51	92	205,755	6,053	7,341	45.19	54.81
9	18	15	6	8	13,392	6.51	93	205,755	6,037	7,355	45.08	54.92
7	25	15	7	12	13,391	6.51	94	205,755	6,900	6,491	51.53	48.47
10	4	15	1	13	13,390	6.51	95	205,755	7,037	6,353	52.55	47.45
6	20	15	7	12	13,386	6.51	96	205,755	6,896	6,490	51.52	48.48
4	21	15	3	8	13,383	6.50	97	205,755	6,042	7,341	45.15	54.85
5	21	15	5	8	13,381	6.50	98	205,755	6,143	7,238	45.91	54.09
10	17	15	7	12	13,380	6.50	99	205,755	7,131	6,249	53.30	46.70
8	22	15	7	14	13,377	6.50	100	205,755	6,913	6,464	51.68	48.32
10	18	15	1	14	13,377	6.50	101	205,755	6,859	6,518	51.27	48.73
2	18	15	4	8	13,376	6.50	102	205,755	5,887	7,489	44.01	55.99
5	26	15	3	8	13,374	6.50	103	205,755	6,067	7,307	45.36	54.64
3	19	15	5	15	13,368	6.50	104	205,755	7,141	6,227	53.42	46.58
3	2	15	2	8	13,364	6.50	105	205,755	5,941	7,423	44.46	55.54
10	1	15	5	8	13,364	6.50	106	205,755	6,091	7,273	45.58	54.42
11	8	15	1	14	13,362	6.49	107	205,755	6,866	6,496	51.38	48.62
2	12	15	5	8	13,360	6.49	108	205,755	5,992	7,368	44.85	55.15
7	26	15	1	14	13,358	6.49	109	205,755	6,865	6,493	51.39	48.61
12	19	15	7	14	13,349	6.49	110	205,755	6,748	6,601	50.55	49.45
4	9	15	5	8	13,347	6.49	111	205,755	5,911	7,436	44.29	55.71
3	26	15	5	8	13,346	6.49	112	205,755	5,888	7,458	44.12	55.88

MO	DY	YR	DAY OF WK	HR	HR VOL	PERCENT OF AADT	HOUR NUMBER	AADT	NORTH VOLUME	SOUTH VOLUME	PERCENT NORTH IS OF TOTAL VOLUME	PERCENT SOUTH IS OF TOTAL VOLUME
4	14	15	3	8	13,343	6.48	113	205,755	6,011	7,332	45.05	54.95
3	4	15	4	8	13,339	6.48	114	205,755	6,089	7,250	45.65	54.35
2	1	15	1	14	13,336	6.48	115	205,755	6,883	6,453	51.61	48.39
8	23	15	1	12	13,336	6.48	116	205,755	6,815	6,521	51.10	48.90
3	7	15	7	14	13,335	6.48	117	205,755	6,632	6,703	49.73	50.27
2	14	15	7	12	13,326	6.48	118	205,755	6,988	6,338	52.44	47.56
6	5	15	6	8	13,326	6.48	119	205,755	5,957	7,369	44.70	55.30
3	17	15	3	15	13,325	6.48	120	205,755	6,821	6,504	51.19	48.81
3	17	15	3	8	13,324	6.48	121	205,755	5,876	7,448	44.10	55.90
5	30	15	7	13	13,323	6.48	122	205,755	7,148	6,175	53.65	46.35
7	26	15	1	13	13,316	6.47	123	205,755	6,957	6,359	52.25	47.75
5	31	15	1	18	13,313	6.47	124	205,755	6,759	6,554	50.77	49.23
9	4	15	6	12	13,312	6.47	125	205,755	6,496	6,816	48.80	51.20
7	12	15	1	13	13,310	6.47	126	205,755	6,987	6,323	52.49	47.51
1	25	15	1	14	13,308	6.47	127	205,755	6,864	6,444	51.58	48.42
10	12	15	2	8	13,307	6.47	128	205,755	5,962	7,345	44.80	55.20
1	3	15	7	14	13,301	6.46	129	205,755	7,025	6,276	52.82	47.18
4	27	15	2	9	13,292	6.46	130	205,755	6,093	7,199	45.84	54.16
5	26	15	3	9	13,289	6.46	131	205,755	6,238	7,051	46.94	53.06
7	23	15	5	8	13,288	6.46	132	205,755	5,836	7,452	43.92	56.08
5	9	15	7	14	13,286	6.46	133	205,755	6,742	6,544	50.75	49.25
5	31	15	1	17	13,283	6.46	134	205,755	6,770	6,513	50.97	49.03
2	24	15	3	8	13,282	6.46	135	205,755	5,987	7,295	45.08	54.92
3	28	15	7	13	13,279	6.45	136	205,755	7,098	6,181	53.45	46.55
12	24	15	5	12	13,279	6.45	137	205,755	6,001	7,278	45.19	54.81
3	22	15	1	13	13,274	6.45	138	205,755	6,800	6,474	51.23	48.77
9	30	15	4	8	13,271	6.45	139	205,755	5,963	7,308	44.93	55.07
3	10	15	3	9	13,270	6.45	140	205,755	6,152	7,118	46.36	53.64
5	11	15	2	8	13,270	6.45	141	205,755	5,953	7,317	44.86	55.14
6	2	15	3	8	13,269	6.45	142	205,755	6,027	7,242	45.42	54.58
4	30	15	5	9	13,268	6.45	143	205,755	6,261	7,007	47.19	52.81
6	1	15	2	8	13,265	6.45	144	205,755	6,057	7,208	45.66	54.34
9	14	15	2	8	13,265	6.45	145	205,755	5,888	7,377	44.39	55.61
3	14	15	7	14	13,262	6.45	146	205,755	6,690	6,572	50.44	49.56
9	23	15	4	8	13,262	6.45	147	205,755	5,963	7,299	44.96	55.04
4	24	15	6	9	13,261	6.45	148	205,755	6,135	7,126	46.26	53.74
8	5	15	4	8	13,261	6.45	149	205,755	5,794	7,467	43.69	56.31
5	27	15	4	9	13,260	6.44	150	205,755	6,160	7,100	46.46	53.54
5	12	15	3	8	13,253	6.44	151	205,755	5,877	7,376	44.34	55.66
4	2	15	5	12	13,252	6.44	152	205,755	6,266	6,986	47.28	52.72
1	12	15	2	16	13,251	6.44	153	205,755	7,243	6,008	54.66	45.34
3	28	15	7	14	13,250	6.44	154	205,755	6,879	6,371	51.92	48.08
4	12	15	1	13	13,248	6.44	155	205,755	7,063	6,185	53.31	46.69
4	16	15	5	8	13,245	6.44	156	205,755	5,833	7,412	44.04	55.96
10	24	15	7	11	13,245	6.44	157	205,755	6,949	6,296	52.47	47.53
2	19	15	5	8	13,235	6.43	158	205,755	5,838	7,397	44.11	55.89
3	30	15	2	8	13,229	6.43	159	205,755	5,861	7,368	44.30	55.70
2	9	15	2	16	13,227	6.43	160	205,755	7,306	5,921	55.24	44.76
4	11	15	7	14	13,227	6.43	161	205,755	6,728	6,499	50.87	49.13

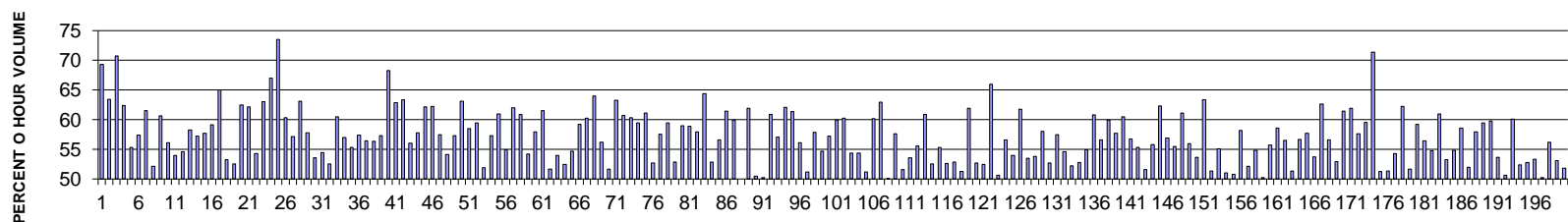
MO	DY	YR	DAY OF WK	HR	HR VOL	PERCENT OF AADT	HOUR NUMBER	AADT	NORTH VOLUME	SOUTH VOLUME	PERCENT NORTH IS OF TOTAL VOLUME	PERCENT SOUTH IS OF TOTAL VOLUME
8	9	15	1	13	13,226	6.43	162	205,755	6,861	6,365	51.88	48.12
3	23	15	2	8	13,225	6.43	163	205,755	5,855	7,370	44.27	55.73
5	21	15	5	9	13,225	6.43	164	205,755	6,208	7,017	46.94	53.06
5	3	15	1	14	13,224	6.43	165	205,755	6,701	6,523	50.67	49.33
4	9	15	5	9	13,220	6.43	166	205,755	6,092	7,128	46.08	53.92
5	30	15	7	11	13,217	6.42	167	205,755	6,812	6,405	51.54	48.46
9	1	15	3	8	13,214	6.42	168	205,755	5,821	7,393	44.05	55.95
3	16	15	2	8	13,210	6.42	169	205,755	5,879	7,331	44.50	55.50
5	9	15	7	11	13,210	6.42	170	205,755	6,851	6,359	51.86	48.14
5	22	15	6	8	13,210	6.42	171	205,755	5,846	7,364	44.25	55.75
4	10	15	6	12	13,208	6.42	172	205,755	6,296	6,912	47.67	52.33
9	2	15	4	8	13,207	6.42	173	205,755	5,985	7,222	45.32	54.68
2	14	15	7	14	13,206	6.42	174	205,755	6,573	6,633	49.77	50.23
6	4	15	5	9	13,205	6.42	175	205,755	6,303	6,902	47.73	52.27
8	30	15	1	12	13,205	6.42	176	205,755	7,099	6,106	53.76	46.24
2	4	15	4	8	13,204	6.42	177	205,755	5,938	7,266	44.97	55.03
3	29	15	1	12	13,204	6.42	178	205,755	7,120	6,084	53.92	46.08
2	11	15	4	15	13,203	6.42	179	205,755	6,612	6,591	50.08	49.92
4	25	15	7	13	13,203	6.42	180	205,755	7,133	6,070	54.03	45.97
3	7	15	7	11	13,201	6.42	181	205,755	6,972	6,229	52.81	47.19
3	12	15	5	8	13,201	6.42	182	205,755	5,863	7,338	44.41	55.59
2	11	15	4	8	13,198	6.41	183	205,755	6,068	7,130	45.98	54.02
4	22	15	4	9	13,198	6.41	184	205,755	6,056	7,142	45.89	54.11
4	4	15	7	12	13,195	6.41	185	205,755	7,103	6,092	53.83	46.17
3	19	15	5	8	13,191	6.41	186	205,755	5,879	7,312	44.57	55.43
1	29	15	5	8	13,187	6.41	187	205,755	5,845	7,342	44.32	55.68
2	22	15	1	17	13,187	6.41	188	205,755	6,518	6,669	49.43	50.57
7	12	15	1	14	13,186	6.41	189	205,755	6,807	6,379	51.62	48.38
4	26	15	1	12	13,185	6.41	190	205,755	6,733	6,452	51.07	48.93
10	14	15	4	8	13,185	6.41	191	205,755	5,981	7,204	45.36	54.64
3	19	15	5	10	13,184	6.41	192	205,755	6,249	6,935	47.40	52.60
6	12	15	6	8	13,184	6.41	193	205,755	5,830	7,354	44.22	55.78
3	7	15	7	12	13,178	6.40	194	205,755	6,822	6,356	51.77	48.23
4	12	15	1	11	13,177	6.40	195	205,755	5,966	7,211	45.28	54.72
5	12	15	3	9	13,177	6.40	196	205,755	6,235	6,942	47.32	52.68
5	23	15	7	14	13,175	6.40	197	205,755	6,682	6,493	50.72	49.28
7	16	15	5	9	13,174	6.40	198	205,755	6,142	7,032	46.62	53.38
4	10	15	6	8	13,173	6.40	199	205,755	5,819	7,354	44.17	55.83
4	23	15	5	9	13,173	6.40	200	205,755	6,056	7,117	45.97	54.03

**SR 002 MP 104.84 DRYDEN ADC SITE R047E
K FOR PEAK 200 HOURS OF 2015**



AADT= 15913 K 30 FACTOR= 12.19 K 100 FACTOR= 11.15 K 200 FACTOR= 10.39 D 30 FACTOR= 53.56

**SR 002 MP 104.84 DRYDEN ADC SITE R047E
D % IN THE PEAK 200 HOURS OF 2015**



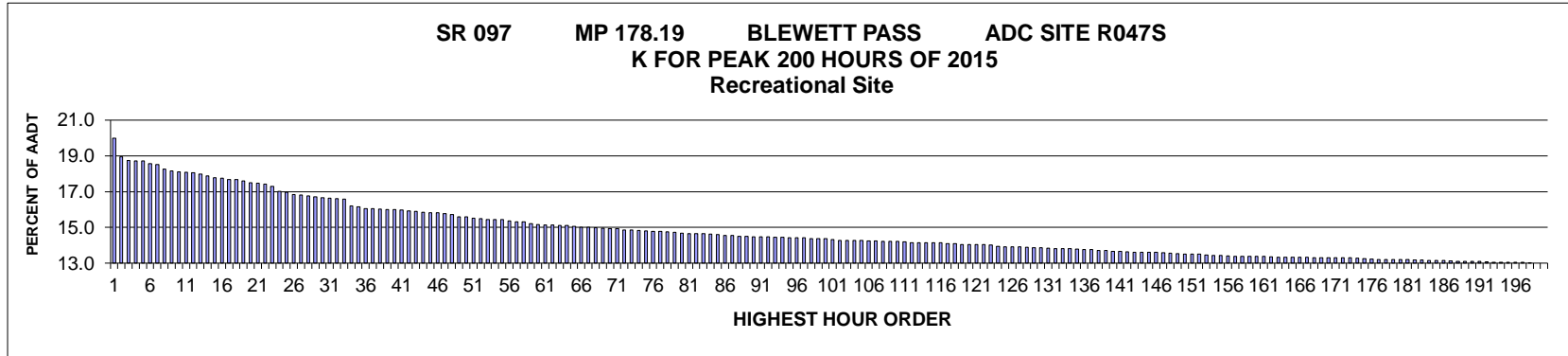
MO	DY	YR	DAY OF WK	HR	HR VOL	PERCENT OF AADT	HOUR NUMBER	AADT	EAST VOLUME	WEST VOLUME	PERCENT EAST IS OF TOTAL VOLUME	PERCENT WEST IS OF TOTAL VOLUME
5	25	15	2	12	2,173	13.66	1	15,913	667	1,506	30.69	69.31
5	22	15	6	17	2,169	13.63	2	15,913	1,376	793	63.44	36.56
5	25	15	2	13	2,163	13.59	3	15,913	633	1,530	29.26	70.74
6	21	15	1	13	2,116	13.30	4	15,913	796	1,320	37.62	62.38
8	7	15	6	16	2,110	13.26	5	15,913	1,167	943	55.31	44.69
10	16	15	6	17	2,088	13.12	6	15,913	1,199	889	57.42	42.58
8	2	15	1	13	2,083	13.09	7	15,913	801	1,282	38.45	61.55
8	7	15	6	15	2,081	13.08	8	15,913	1,085	996	52.14	47.86
8	2	15	1	14	2,077	13.05	9	15,913	818	1,259	39.38	60.62
8	14	15	6	15	2,048	12.87	10	15,913	1,150	898	56.15	43.85
8	14	15	6	17	2,047	12.86	11	15,913	1,104	943	53.93	46.07
7	19	15	1	15	2,024	12.72	12	15,913	919	1,105	45.41	54.59
7	24	15	6	16	2,018	12.68	13	15,913	1,175	843	58.23	41.77
7	26	15	1	15	2,016	12.67	14	15,913	863	1,153	42.81	57.19

MO	DY	YR	DAY OF WK	HR	HR VOL	PERCENT OF AADT	HOUR NUMBER	AADT	EAST VOLUME	WEST VOLUME	PERCENT EAST IS OF TOTAL VOLUME	PERCENT WEST IS OF TOTAL VOLUME
7	17	15	6	16	2,010	12.63	15	15,913	1,160	850	57.71	42.29
7	26	15	1	14	2,010	12.63	16	15,913	822	1,188	40.90	59.10
7	5	15	1	13	1,994	12.53	17	15,913	697	1,297	34.95	65.05
9	18	15	6	17	1,994	12.53	18	15,913	1,062	932	53.26	46.74
8	14	15	6	16	1,993	12.52	19	15,913	1,047	946	52.53	47.47
6	21	15	1	12	1,991	12.51	20	15,913	747	1,244	37.52	62.48
6	21	15	1	14	1,981	12.45	21	15,913	749	1,232	37.81	62.19
10	9	15	6	17	1,970	12.38	22	15,913	1,070	900	54.31	45.69
7	19	15	1	13	1,966	12.35	23	15,913	727	1,239	36.98	63.02
5	25	15	2	14	1,960	12.32	24	15,913	647	1,313	33.01	66.99
5	25	15	2	11	1,954	12.28	25	15,913	517	1,437	26.46	73.54
7	26	15	1	13	1,952	12.27	26	15,913	775	1,177	39.70	60.30
6	21	15	1	15	1,948	12.24	27	15,913	835	1,113	42.86	57.14
6	28	15	1	13	1,941	12.20	28	15,913	716	1,225	36.89	63.11
6	19	15	6	15	1,940	12.19	29	15,913	1,121	819	57.78	42.22
10	2	15	6	17	1,940	12.19	30	15,913	1,039	901	53.56	46.44
7	26	15	1	16	1,939	12.19	31	15,913	884	1,055	45.59	54.41
7	31	15	6	17	1,933	12.15	32	15,913	1,015	918	52.51	47.49
5	22	15	6	16	1,931	12.13	33	15,913	1,168	763	60.49	39.51
7	24	15	6	17	1,931	12.13	34	15,913	1,100	831	56.97	43.03
7	17	15	6	18	1,924	12.09	35	15,913	1,065	859	55.35	44.65
7	31	15	6	16	1,924	12.09	36	15,913	1,104	820	57.38	42.62
7	10	15	6	16	1,923	12.08	37	15,913	1,086	837	56.47	43.53
7	24	15	6	15	1,923	12.08	38	15,913	1,084	839	56.37	43.63
6	19	15	6	16	1,922	12.08	39	15,913	1,102	820	57.34	42.66
7	5	15	1	12	1,912	12.02	40	15,913	606	1,306	31.69	68.31
5	22	15	6	15	1,911	12.01	41	15,913	1,202	709	62.90	37.10
5	22	15	6	18	1,911	12.01	42	15,913	1,211	700	63.37	36.63
8	2	15	1	15	1,905	11.97	43	15,913	838	1,067	43.99	56.01
7	17	15	6	17	1,904	11.97	44	15,913	1,100	804	57.77	42.23
10	11	15	1	15	1,896	11.91	45	15,913	718	1,178	37.87	62.13
7	12	15	1	13	1,895	11.91	46	15,913	715	1,180	37.73	62.27
10	16	15	6	16	1,892	11.89	47	15,913	1,087	805	57.45	42.55
8	7	15	6	17	1,890	11.88	48	15,913	1,023	867	54.13	45.87
6	19	15	6	17	1,889	11.87	49	15,913	1,082	807	57.28	42.72
8	2	15	1	12	1,888	11.86	50	15,913	697	1,191	36.92	63.08
7	17	15	6	15	1,887	11.86	51	15,913	1,104	783	58.51	41.49
7	31	15	6	15	1,882	11.83	52	15,913	1,119	763	59.46	40.54
7	17	15	6	14	1,872	11.76	53	15,913	972	900	51.92	48.08
10	2	15	6	16	1,870	11.75	54	15,913	1,072	798	57.33	42.67
5	23	15	7	13	1,864	11.71	55	15,913	1,136	728	60.94	39.06
6	19	15	6	14	1,864	11.71	56	15,913	1,024	840	54.94	45.06
6	28	15	1	12	1,860	11.69	57	15,913	707	1,153	38.01	61.99
7	3	15	6	12	1,849	11.62	58	15,913	1,126	723	60.90	39.10
7	31	15	6	14	1,843	11.58	59	15,913	999	844	54.21	45.79
6	21	15	1	16	1,834	11.53	60	15,913	772	1,062	42.09	57.91
7	12	15	1	14	1,832	11.51	61	15,913	705	1,127	38.48	61.52
10	2	15	6	18	1,830	11.50	62	15,913	945	885	51.64	48.36
7	12	15	1	16	1,827	11.48	63	15,913	841	986	46.03	53.97

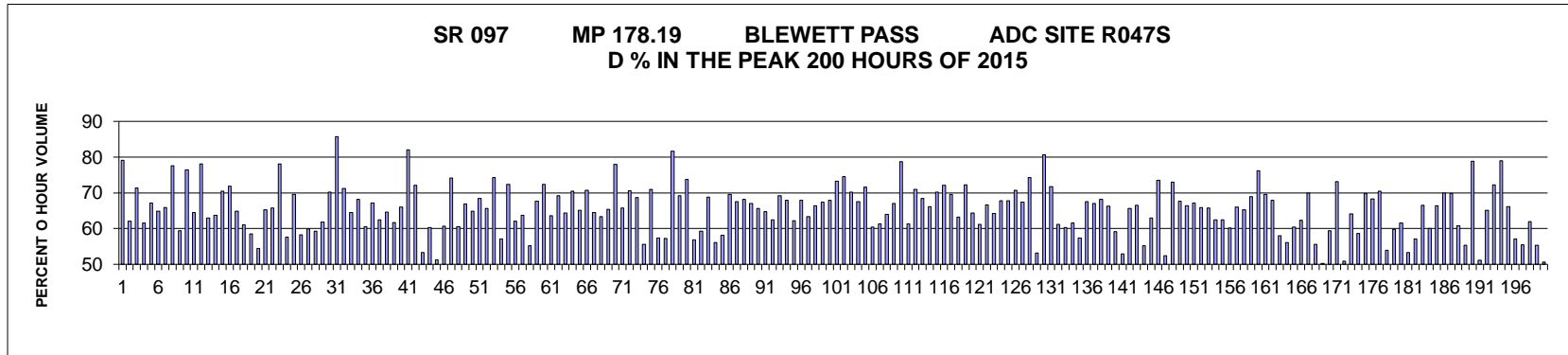
MO	DY	YR	DAY OF WK	HR	HR VOL	PERCENT OF AADT	HOUR NUMBER	AADT	EAST VOLUME	WEST VOLUME	PERCENT EAST IS OF TOTAL VOLUME	PERCENT WEST IS OF TOTAL VOLUME
7	25	15	7	13	1,827	11.48	64	15,913	868	959	47.51	52.49
8	28	15	6	16	1,824	11.46	65	15,913	998	826	54.71	45.29
5	1	15	6	16	1,818	11.42	66	15,913	1,077	741	59.24	40.76
9	18	15	6	16	1,817	11.42	67	15,913	1,094	723	60.21	39.79
5	22	15	6	14	1,814	11.40	68	15,913	1,161	653	64.00	36.00
10	9	15	6	16	1,814	11.40	69	15,913	1,019	795	56.17	43.83
8	7	15	6	14	1,813	11.39	70	15,913	937	876	51.68	48.32
5	22	15	6	13	1,812	11.39	71	15,913	1,147	665	63.30	36.70
6	5	15	6	17	1,810	11.37	72	15,913	1,099	711	60.72	39.28
7	19	15	1	12	1,810	11.37	73	15,913	718	1,092	39.67	60.33
7	3	15	6	14	1,809	11.37	74	15,913	1,075	734	59.43	40.57
7	12	15	1	12	1,809	11.37	75	15,913	703	1,106	38.86	61.14
8	14	15	6	14	1,804	11.34	76	15,913	950	854	52.66	47.34
6	12	15	6	16	1,801	11.32	77	15,913	1,036	765	57.52	42.48
6	28	15	1	14	1,799	11.31	78	15,913	729	1,070	40.52	59.48
8	7	15	6	13	1,799	11.31	79	15,913	951	848	52.86	47.14
7	10	15	6	17	1,798	11.30	80	15,913	1,060	738	58.95	41.05
7	12	15	1	15	1,797	11.29	81	15,913	739	1,058	41.12	58.88
9	25	15	6	16	1,796	11.29	82	15,913	1,040	756	57.91	42.09
7	5	15	1	14	1,793	11.27	83	15,913	639	1,154	35.64	64.36
8	1	15	7	13	1,792	11.26	84	15,913	845	947	47.15	52.85
8	16	15	1	15	1,791	11.25	85	15,913	778	1,013	43.44	56.56
5	23	15	7	12	1,790	11.25	86	15,913	1,099	691	61.40	38.60
7	2	15	5	17	1,790	11.25	87	15,913	1,072	718	59.89	40.11
9	25	15	6	17	1,790	11.25	88	15,913	895	895	50.00	50.00
7	3	15	6	13	1,788	11.24	89	15,913	1,107	681	61.91	38.09
8	14	15	6	18	1,788	11.24	90	15,913	902	886	50.45	49.55
10	23	15	6	17	1,784	11.21	91	15,913	896	888	50.22	49.78
6	14	15	1	14	1,782	11.20	92	15,913	697	1,085	39.11	60.89
6	26	15	6	16	1,782	11.20	93	15,913	1,017	765	57.07	42.93
6	5	15	6	16	1,781	11.19	94	15,913	1,105	676	62.04	37.96
7	19	15	1	14	1,781	11.19	95	15,913	688	1,093	38.63	61.37
10	23	15	6	16	1,779	11.18	96	15,913	998	781	56.10	43.90
7	24	15	6	14	1,778	11.17	97	15,913	910	868	51.18	48.82
5	15	15	6	16	1,777	11.17	98	15,913	1,028	749	57.85	42.15
7	10	15	6	15	1,775	11.15	99	15,913	971	804	54.70	45.30
6	19	15	6	18	1,774	11.15	100	15,913	1,015	759	57.22	42.78
9	20	15	1	13	1,773	11.14	101	15,913	711	1,062	40.10	59.90
9	20	15	1	14	1,773	11.14	102	15,913	705	1,068	39.76	60.24
7	12	15	1	17	1,772	11.14	103	15,913	809	963	45.65	54.35
7	19	15	1	16	1,772	11.14	104	15,913	808	964	45.60	54.40
8	2	15	1	16	1,772	11.14	105	15,913	865	907	48.81	51.19
7	26	15	1	12	1,768	11.11	106	15,913	704	1,064	39.82	60.18
5	23	15	7	11	1,767	11.10	107	15,913	1,112	655	62.93	37.07
8	14	15	6	13	1,765	11.09	108	15,913	882	883	49.97	50.03
6	12	15	6	17	1,763	11.08	109	15,913	1,016	747	57.63	42.37
8	14	15	6	19	1,761	11.07	110	15,913	853	908	48.44	51.56
7	31	15	6	13	1,759	11.05	111	15,913	943	816	53.61	46.39
6	26	15	6	15	1,756	11.04	112	15,913	975	781	55.52	44.48

MO	DY	YR	DAY OF WK	HR	HR VOL	PERCENT OF AADT	HOUR NUMBER	AADT	EAST VOLUME	WEST VOLUME	PERCENT EAST IS OF TOTAL VOLUME	PERCENT WEST IS OF TOTAL VOLUME
7	2	15	5	15	1,752	11.01	113	15,913	1,067	685	60.90	39.10
8	15	15	7	13	1,749	10.99	114	15,913	830	919	47.46	52.54
10	16	15	6	18	1,747	10.98	115	15,913	966	781	55.29	44.71
7	17	15	6	13	1,746	10.97	116	15,913	918	828	52.58	47.42
9	18	15	6	18	1,743	10.95	117	15,913	921	822	52.84	47.16
5	29	15	6	17	1,742	10.95	118	15,913	893	849	51.26	48.74
6	14	15	1	13	1,742	10.95	119	15,913	664	1,078	38.12	61.88
7	20	15	2	15	1,742	10.95	120	15,913	824	918	47.30	52.70
5	15	15	6	17	1,738	10.92	121	15,913	912	826	52.47	47.53
5	25	15	2	16	1,738	10.92	122	15,913	592	1,146	34.06	65.94
6	26	15	6	14	1,738	10.92	123	15,913	880	858	50.63	49.37
6	26	15	6	17	1,737	10.92	124	15,913	983	754	56.59	43.41
7	24	15	6	18	1,736	10.91	125	15,913	937	799	53.97	46.03
6	28	15	1	11	1,734	10.90	126	15,913	663	1,071	38.24	61.76
6	20	15	7	16	1,733	10.89	127	15,913	927	806	53.49	46.51
6	28	15	1	16	1,733	10.89	128	15,913	801	932	46.22	53.78
7	3	15	6	11	1,733	10.89	129	15,913	1,006	727	58.05	41.95
8	15	15	7	14	1,730	10.87	130	15,913	819	911	47.34	52.66
5	29	15	6	16	1,727	10.85	131	15,913	992	735	57.44	42.56
10	9	15	6	18	1,724	10.83	132	15,913	942	782	54.64	45.36
6	26	15	6	13	1,723	10.83	133	15,913	900	823	52.23	47.77
8	15	15	7	15	1,722	10.82	134	15,913	909	813	52.79	47.21
6	5	15	6	18	1,721	10.82	135	15,913	945	776	54.91	45.09
8	16	15	1	14	1,718	10.80	136	15,913	673	1,045	39.17	60.83
4	10	15	6	17	1,717	10.79	137	15,913	972	745	56.61	43.39
7	2	15	5	16	1,717	10.79	138	15,913	1,029	688	59.93	40.07
8	15	15	7	12	1,717	10.79	139	15,913	726	991	42.28	57.72
8	16	15	1	13	1,717	10.79	140	15,913	678	1,039	39.49	60.51
7	31	15	6	18	1,716	10.78	141	15,913	974	742	56.76	43.24
8	1	15	7	12	1,716	10.78	142	15,913	767	949	44.70	55.30
7	26	15	1	17	1,715	10.78	143	15,913	830	885	48.40	51.60
7	23	15	5	16	1,714	10.77	144	15,913	956	758	55.78	44.22
7	3	15	6	16	1,713	10.76	145	15,913	1,068	645	62.35	37.65
4	24	15	6	16	1,711	10.75	146	15,913	973	738	56.87	43.13
5	1	15	6	17	1,710	10.75	147	15,913	949	761	55.50	44.50
10	4	15	1	13	1,709	10.74	148	15,913	664	1,045	38.85	61.15
10	9	15	6	15	1,709	10.74	149	15,913	956	753	55.94	44.06
6	19	15	6	13	1,708	10.73	150	15,913	917	791	53.69	46.31
5	31	15	1	13	1,705	10.71	151	15,913	625	1,080	36.66	63.34
7	25	15	7	12	1,705	10.71	152	15,913	875	830	51.32	48.68
6	26	15	6	18	1,704	10.71	153	15,913	938	766	55.05	44.95
7	10	15	6	14	1,703	10.70	154	15,913	869	834	51.03	48.97
8	28	15	6	17	1,703	10.70	155	15,913	865	838	50.79	49.21
11	25	15	4	16	1,702	10.70	156	15,913	990	712	58.17	41.83
7	19	15	1	17	1,700	10.68	157	15,913	814	886	47.88	52.12
5	8	15	6	17	1,699	10.68	158	15,913	932	767	54.86	45.14
7	24	15	6	13	1,699	10.68	159	15,913	853	846	50.21	49.79
6	12	15	6	15	1,698	10.67	160	15,913	946	752	55.71	44.29
7	2	15	5	18	1,696	10.66	161	15,913	994	702	58.61	41.39

MO	DY	YR	DAY OF WK	HR	HR VOL	PERCENT OF AADT	HOUR NUMBER	AADT	EAST VOLUME	WEST VOLUME	PERCENT EAST IS OF TOTAL VOLUME	PERCENT WEST IS OF TOTAL VOLUME
7	30	15	5	16	1,696	10.66	162	15,913	959	737	56.54	43.46
6	20	15	7	14	1,693	10.64	163	15,913	869	824	51.33	48.67
6	14	15	1	16	1,692	10.63	164	15,913	733	959	43.32	56.68
10	11	15	1	16	1,692	10.63	165	15,913	716	976	42.32	57.68
10	23	15	6	18	1,691	10.63	166	15,913	908	783	53.70	46.30
6	7	15	1	14	1,690	10.62	167	15,913	632	1,058	37.40	62.60
6	28	15	1	15	1,690	10.62	168	15,913	733	957	43.37	56.63
7	24	15	6	12	1,690	10.62	169	15,913	795	895	47.04	52.96
6	7	15	1	13	1,688	10.61	170	15,913	651	1,037	38.57	61.43
5	17	15	1	13	1,687	10.60	171	15,913	642	1,045	38.06	61.94
8	16	15	1	16	1,687	10.60	172	15,913	715	972	42.38	57.62
9	20	15	1	15	1,687	10.60	173	15,913	683	1,004	40.49	59.51
7	5	15	1	11	1,686	10.60	174	15,913	483	1,203	28.65	71.35
7	20	15	2	16	1,686	10.60	175	15,913	822	864	48.75	51.25
8	1	15	7	14	1,684	10.58	176	15,913	864	820	51.31	48.69
8	6	15	5	16	1,684	10.58	177	15,913	914	770	54.28	45.72
10	4	15	1	14	1,684	10.58	178	15,913	636	1,048	37.77	62.23
9	25	15	6	18	1,683	10.58	179	15,913	869	814	51.63	48.37
7	6	15	2	13	1,681	10.56	180	15,913	685	996	40.75	59.25
10	16	15	6	15	1,679	10.55	181	15,913	947	732	56.40	43.60
6	21	15	1	17	1,676	10.53	182	15,913	758	918	45.23	54.77
6	5	15	6	15	1,674	10.52	183	15,913	1,020	654	60.93	39.07
6	20	15	7	13	1,674	10.52	184	15,913	892	782	53.29	46.71
6	27	15	7	13	1,673	10.51	185	15,913	917	756	54.81	45.19
8	13	15	5	16	1,673	10.51	186	15,913	980	693	58.58	41.42
7	31	15	6	12	1,670	10.49	187	15,913	802	868	48.02	51.98
6	25	15	5	16	1,669	10.49	188	15,913	967	702	57.94	42.06
9	18	15	6	15	1,669	10.49	189	15,913	992	677	59.44	40.56
9	20	15	1	12	1,666	10.47	190	15,913	670	996	40.22	59.78
4	17	15	6	17	1,665	10.46	191	15,913	893	772	53.63	46.37
6	20	15	7	15	1,664	10.46	192	15,913	842	822	50.60	49.40
7	5	15	1	15	1,664	10.46	193	15,913	664	1,000	39.90	60.10
7	25	15	7	16	1,663	10.45	194	15,913	871	792	52.38	47.62
8	7	15	6	18	1,663	10.45	195	15,913	877	786	52.74	47.26
7	10	15	6	18	1,662	10.44	196	15,913	887	775	53.37	46.63
8	7	15	6	12	1,660	10.43	197	15,913	826	834	49.76	50.24
10	16	15	6	13	1,659	10.43	198	15,913	932	727	56.18	43.82
7	18	15	7	12	1,654	10.39	199	15,913	776	878	46.92	53.08
8	14	15	6	12	1,654	10.39	200	15,913	797	857	48.19	51.81



AADT= 5802 K 30 FACTOR= 16.67 K 100 FACTOR= 14.37 K 200 FACTOR= 13 D 100 FACTOR= 67.87



MO	DY	YR	DAY OF WK	HR	HR VOL	PERCENT OF AADT	HOUR NUMBER	AADT	NORTH VOLUME	SOUTH VOLUME	PERCENT NORTH IS OF TOTAL VOLUME	PERCENT SOUTH IS OF TOTAL VOLUME
5	25	15	2	12	1,160	19.99	1	5,802	243	917	20.95	79.05
7	26	15	1	13	1,099	18.94	2	5,802	417	682	37.94	62.06
10	11	15	1	15	1,088	18.75	3	5,802	312	776	28.68	71.32
8	9	15	1	14	1,087	18.73	4	5,802	418	669	38.45	61.55
6	21	15	1	13	1,086	18.72	5	5,802	357	729	32.87	67.13
6	21	15	1	15	1,077	18.56	6	5,802	379	698	35.19	64.81
6	21	15	1	14	1,074	18.51	7	5,802	367	707	34.17	65.83
5	25	15	2	13	1,059	18.25	8	5,802	238	821	22.47	77.53
7	26	15	1	15	1,053	18.15	9	5,802	428	625	40.65	59.35
7	5	15	1	12	1,050	18.10	10	5,802	247	803	23.52	76.48
8	2	15	1	14	1,049	18.08	11	5,802	372	677	35.46	64.54
5	25	15	2	14	1,048	18.06	12	5,802	230	818	21.95	78.05
8	2	15	1	13	1,043	17.98	13	5,802	387	656	37.10	62.90
8	2	15	1	12	1,038	17.89	14	5,802	377	661	36.32	63.68

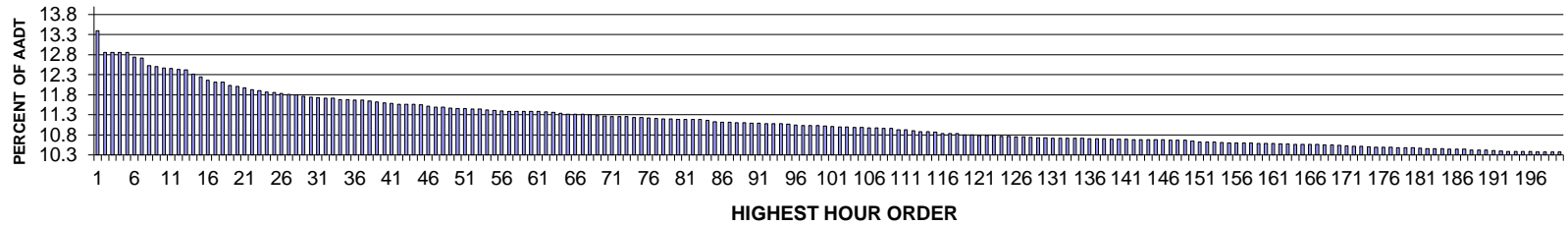
MO	DY	YR	DAY OF WK	HR	HR VOL	PERCENT OF AADT	HOUR NUMBER	AADT	NORTH VOLUME	SOUTH VOLUME	PERCENT NORTH IS OF TOTAL VOLUME	PERCENT SOUTH IS OF TOTAL VOLUME
6	28	15	1	12	1,031	17.77	15	5,802	305	726	29.58	70.42
7	5	15	1	13	1,029	17.74	16	5,802	289	740	28.09	71.91
8	9	15	1	13	1,026	17.68	17	5,802	361	665	35.19	64.81
7	26	15	1	14	1,025	17.67	18	5,802	399	626	38.93	61.07
8	9	15	1	15	1,021	17.60	19	5,802	423	598	41.43	58.57
7	19	15	1	15	1,015	17.49	20	5,802	463	552	45.62	54.38
6	28	15	1	13	1,014	17.48	21	5,802	353	661	34.81	65.19
7	19	15	1	13	1,010	17.41	22	5,802	346	664	34.26	65.74
10	18	15	1	12	1,004	17.30	23	5,802	220	784	21.91	78.09
8	2	15	1	15	987	17.01	24	5,802	418	569	42.35	57.65
7	19	15	1	12	984	16.96	25	5,802	299	685	30.39	69.61
7	26	15	1	16	977	16.84	26	5,802	408	569	41.76	58.24
8	9	15	1	16	975	16.80	27	5,802	391	584	40.10	59.90
6	28	15	1	14	973	16.77	28	5,802	396	577	40.70	59.30
8	16	15	1	15	970	16.72	29	5,802	370	600	38.14	61.86
10	11	15	1	16	967	16.67	30	5,802	288	679	29.78	70.22
12	19	15	7	16	965	16.63	31	5,802	827	138	85.70	14.30
6	21	15	1	12	964	16.61	32	5,802	277	687	28.73	71.27
7	19	15	1	14	962	16.58	33	5,802	341	621	35.45	64.55
8	9	15	1	12	940	16.20	34	5,802	299	641	31.81	68.19
8	2	15	1	16	937	16.15	35	5,802	370	567	39.49	60.51
7	26	15	1	12	932	16.06	36	5,802	306	626	32.83	67.17
6	19	15	6	15	931	16.05	37	5,802	581	350	62.41	37.59
6	21	15	1	16	930	16.03	38	5,802	329	601	35.38	64.62
8	14	15	6	15	929	16.01	39	5,802	573	356	61.68	38.32
6	14	15	1	13	928	15.99	40	5,802	315	613	33.94	66.06
5	25	15	2	11	927	15.98	41	5,802	166	761	17.91	82.09
7	3	15	6	13	923	15.91	42	5,802	666	257	72.16	27.84
7	17	15	6	14	922	15.89	43	5,802	491	431	53.25	46.75
7	26	15	1	17	919	15.84	44	5,802	365	554	39.72	60.28
6	28	15	1	16	918	15.82	45	5,802	447	471	48.69	51.31
7	19	15	1	16	918	15.82	46	5,802	361	557	39.32	60.68
9	7	15	2	12	915	15.77	47	5,802	236	679	25.79	74.21
7	17	15	6	15	912	15.72	48	5,802	552	360	60.53	39.47
8	16	15	1	13	905	15.60	49	5,802	299	606	33.04	66.96
6	14	15	1	15	904	15.58	50	5,802	318	586	35.18	64.82
10	16	15	6	17	900	15.51	51	5,802	616	284	68.44	31.56
6	19	15	6	16	898	15.48	52	5,802	589	309	65.59	34.41
5	25	15	2	15	896	15.44	53	5,802	230	666	25.67	74.33
8	7	15	6	16	896	15.44	54	5,802	512	384	57.14	42.86
8	16	15	1	14	896	15.44	55	5,802	247	649	27.57	72.43
6	21	15	1	17	891	15.36	56	5,802	338	553	37.93	62.07
7	17	15	6	16	889	15.32	57	5,802	566	323	63.67	36.33
8	7	15	6	15	888	15.31	58	5,802	490	398	55.18	44.82
9	20	15	1	14	882	15.20	59	5,802	285	597	32.31	67.69
5	22	15	6	17	880	15.17	60	5,802	637	243	72.39	27.61
6	14	15	1	14	878	15.13	61	5,802	320	558	36.45	63.55
10	16	15	6	16	878	15.13	62	5,802	607	271	69.13	30.87
7	19	15	1	17	877	15.12	63	5,802	312	565	35.58	64.42

MO	DY	YR	DAY OF WK	HR	HR VOL	PERCENT OF AADT	HOUR NUMBER	AADT	NORTH VOLUME	SOUTH VOLUME	PERCENT NORTH IS OF TOTAL VOLUME	PERCENT SOUTH IS OF TOTAL VOLUME
7	5	15	1	14	876	15.10	64	5,802	259	617	29.57	70.43
6	19	15	6	17	873	15.05	65	5,802	569	304	65.18	34.82
7	3	15	6	12	871	15.01	66	5,802	616	255	70.72	29.28
8	14	15	6	17	871	15.01	67	5,802	562	309	64.52	35.48
7	24	15	6	16	869	14.98	68	5,802	550	319	63.29	36.71
9	20	15	1	13	868	14.96	69	5,802	300	568	34.56	65.44
7	5	15	1	11	866	14.93	70	5,802	191	675	22.06	77.94
7	24	15	6	17	866	14.93	71	5,802	570	296	65.82	34.18
5	23	15	7	11	862	14.86	72	5,802	609	253	70.65	29.35
10	18	15	1	13	862	14.86	73	5,802	270	592	31.32	68.68
6	28	15	1	15	860	14.82	74	5,802	382	478	44.42	55.58
9	13	15	1	15	859	14.81	75	5,802	249	610	28.99	71.01
8	7	15	6	14	857	14.77	76	5,802	492	365	57.41	42.59
8	14	15	6	14	857	14.77	77	5,802	490	367	57.18	42.82
10	18	15	1	11	855	14.74	78	5,802	157	698	18.36	81.64
10	17	15	7	14	854	14.72	79	5,802	591	263	69.20	30.80
5	23	15	7	12	852	14.68	80	5,802	629	223	73.83	26.17
7	24	15	6	14	850	14.65	81	5,802	483	367	56.82	43.18
8	9	15	1	17	850	14.65	82	5,802	346	504	40.71	59.29
9	20	15	1	12	850	14.65	83	5,802	265	585	31.18	68.82
7	17	15	6	13	849	14.63	84	5,802	476	373	56.07	43.93
8	14	15	6	19	847	14.60	85	5,802	492	355	58.09	41.91
8	16	15	1	12	845	14.56	86	5,802	257	588	30.41	69.59
10	9	15	6	17	844	14.55	87	5,802	570	274	67.54	32.46
7	17	15	6	18	841	14.50	88	5,802	573	268	68.13	31.87
9	7	15	2	14	841	14.50	89	5,802	277	564	32.94	67.06
6	7	15	1	14	840	14.48	90	5,802	289	551	34.40	65.60
6	20	15	7	12	839	14.46	91	5,802	543	296	64.72	35.28
7	24	15	6	15	839	14.46	92	5,802	524	315	62.46	37.54
7	3	15	6	15	838	14.44	93	5,802	580	258	69.21	30.79
7	5	15	1	15	838	14.44	94	5,802	269	569	32.10	67.90
6	14	15	1	16	837	14.43	95	5,802	316	521	37.75	62.25
7	3	15	6	14	837	14.43	96	5,802	568	269	67.86	32.14
8	14	15	6	16	836	14.41	97	5,802	530	306	63.40	36.60
7	3	15	6	11	834	14.37	98	5,802	554	280	66.43	33.57
9	7	15	2	13	834	14.37	99	5,802	272	562	32.61	67.39
10	16	15	6	15	834	14.37	100	5,802	566	268	67.87	32.13
5	22	15	6	18	831	14.32	101	5,802	609	222	73.29	26.71
5	23	15	7	13	828	14.27	102	5,802	617	211	74.52	25.48
5	31	15	1	14	828	14.27	103	5,802	247	581	29.83	70.17
9	20	15	1	15	828	14.27	104	5,802	269	559	32.49	67.51
10	11	15	1	14	828	14.27	105	5,802	235	593	28.38	71.62
8	14	15	6	18	827	14.25	106	5,802	500	327	60.46	39.54
10	16	15	6	14	827	14.25	107	5,802	507	320	61.31	38.69
7	17	15	6	17	825	14.22	108	5,802	528	297	64.00	36.00
10	11	15	1	13	825	14.22	109	5,802	272	553	32.97	67.03
10	16	15	6	19	825	14.22	110	5,802	649	176	78.67	21.33
6	20	15	7	13	823	14.18	111	5,802	505	318	61.36	38.64
6	7	15	1	12	821	14.15	112	5,802	238	583	28.99	71.01

MO	DY	YR	DAY OF WK	HR	HR VOL	PERCENT OF AADT	HOUR NUMBER	AADT	NORTH VOLUME	SOUTH VOLUME	PERCENT NORTH IS OF TOTAL VOLUME	PERCENT SOUTH IS OF TOTAL VOLUME
6	14	15	1	12	821	14.15	113	5,802	259	562	31.55	68.45
8	16	15	1	16	821	14.15	114	5,802	278	543	33.86	66.14
10	9	15	6	18	820	14.13	115	5,802	576	244	70.24	29.76
11	29	15	1	13	820	14.13	116	5,802	229	591	27.93	72.07
6	19	15	6	18	817	14.08	117	5,802	568	249	69.52	30.48
6	26	15	6	15	817	14.08	118	5,802	516	301	63.16	36.84
5	25	15	2	17	815	14.05	119	5,802	226	589	27.73	72.27
9	13	15	1	16	814	14.03	120	5,802	290	524	35.63	64.37
9	20	15	1	16	814	14.03	121	5,802	316	498	38.82	61.18
10	9	15	6	16	814	14.03	122	5,802	543	271	66.71	33.29
8	7	15	6	17	813	14.01	123	5,802	522	291	64.21	35.79
6	7	15	1	17	808	13.93	124	5,802	260	548	32.18	67.82
6	7	15	1	15	807	13.91	125	5,802	260	547	32.22	67.78
6	7	15	1	16	807	13.91	126	5,802	236	571	29.24	70.76
10	16	15	6	18	807	13.91	127	5,802	544	263	67.41	32.59
5	25	15	2	16	806	13.89	128	5,802	207	599	25.68	74.32
7	24	15	6	13	805	13.87	129	5,802	428	377	53.17	46.83
12	19	15	7	17	805	13.87	130	5,802	649	156	80.62	19.38
10	9	15	6	15	803	13.84	131	5,802	576	227	71.73	28.27
6	19	15	6	14	802	13.82	132	5,802	491	311	61.22	38.78
6	21	15	1	18	802	13.82	133	5,802	318	484	39.65	60.35
9	5	15	7	12	802	13.82	134	5,802	494	308	61.60	38.40
8	16	15	1	17	800	13.79	135	5,802	341	459	42.63	57.38
10	11	15	1	17	799	13.77	136	5,802	259	540	32.42	67.58
10	16	15	6	13	798	13.75	137	5,802	535	263	67.04	32.96
5	22	15	6	14	795	13.70	138	5,802	542	253	68.18	31.82
10	25	15	1	15	795	13.70	139	5,802	268	527	33.71	66.29
6	26	15	6	14	792	13.65	140	5,802	468	324	59.09	40.91
8	8	15	7	12	792	13.65	141	5,802	419	373	52.90	47.10
6	7	15	1	13	791	13.63	142	5,802	272	519	34.39	65.61
6	26	15	6	17	789	13.60	143	5,802	525	264	66.54	33.46
7	25	15	7	13	789	13.60	144	5,802	436	353	55.26	44.74
8	2	15	1	17	789	13.60	145	5,802	292	497	37.01	62.99
10	18	15	1	14	789	13.60	146	5,802	209	580	26.49	73.51
8	14	15	6	13	788	13.58	147	5,802	413	375	52.41	47.59
5	23	15	7	14	787	13.56	148	5,802	575	212	73.06	26.94
9	27	15	1	12	785	13.53	149	5,802	254	531	32.36	67.64
7	19	15	1	19	784	13.51	150	5,802	263	521	33.55	66.45
10	25	15	1	16	784	13.51	151	5,802	257	527	32.78	67.22
12	26	15	7	13	783	13.50	152	5,802	516	267	65.90	34.10
10	17	15	7	13	781	13.46	153	5,802	514	267	65.81	34.19
6	12	15	6	16	780	13.44	154	5,802	487	293	62.44	37.56
7	31	15	6	16	780	13.44	155	5,802	487	293	62.44	37.56
7	18	15	7	13	778	13.41	156	5,802	468	310	60.15	39.85
5	10	15	1	16	777	13.39	157	5,802	264	513	33.98	66.02
6	26	15	6	16	777	13.39	158	5,802	507	270	65.25	34.75
8	9	15	1	11	777	13.39	159	5,802	241	536	31.02	68.98
5	22	15	6	19	776	13.37	160	5,802	591	185	76.16	23.84
10	25	15	1	14	776	13.37	161	5,802	236	540	30.41	69.59

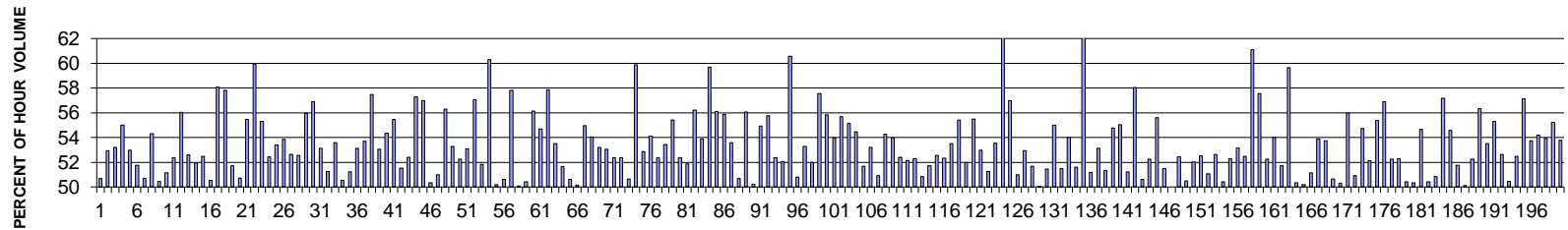
MO	DY	YR	DAY OF WK	HR	HR VOL	PERCENT OF AADT	HOUR NUMBER	AADT	NORTH VOLUME	SOUTH VOLUME	PERCENT NORTH IS OF TOTAL VOLUME	PERCENT SOUTH IS OF TOTAL VOLUME
6	21	15	1	11	775	13.36	162	5,802	249	526	32.13	67.87
7	31	15	6	14	774	13.34	163	5,802	449	325	58.01	41.99
8	8	15	7	13	774	13.34	164	5,802	434	340	56.07	43.93
7	31	15	6	13	773	13.32	165	5,802	467	306	60.41	39.59
9	27	15	1	13	773	13.32	166	5,802	291	482	37.65	62.35
10	11	15	1	12	773	13.32	167	5,802	232	541	30.01	69.99
7	24	15	6	12	772	13.31	168	5,802	343	429	44.43	55.57
8	7	15	6	12	772	13.31	169	5,802	384	388	49.74	50.26
8	8	15	7	14	772	13.31	170	5,802	459	313	59.46	40.54
5	22	15	6	15	771	13.29	171	5,802	564	207	73.15	26.85
6	28	15	1	17	771	13.29	172	5,802	392	379	50.84	49.16
7	24	15	6	18	771	13.29	173	5,802	494	277	64.07	35.93
8	8	15	7	15	770	13.27	174	5,802	452	318	58.70	41.30
6	5	15	6	17	769	13.25	175	5,802	537	232	69.83	30.17
6	5	15	6	18	767	13.22	176	5,802	524	243	68.32	31.68
6	12	15	6	17	765	13.19	177	5,802	539	226	70.46	29.54
7	18	15	7	12	765	13.19	178	5,802	413	352	53.99	46.01
8	1	15	7	14	765	13.19	179	5,802	457	308	59.74	40.26
8	23	15	1	14	765	13.19	180	5,802	294	471	38.43	61.57
11	28	15	7	15	765	13.19	181	5,802	357	408	46.67	53.33
8	23	15	1	15	764	13.17	182	5,802	328	436	42.93	57.07
12	26	15	7	15	764	13.17	183	5,802	508	256	66.49	33.51
6	20	15	7	14	763	13.15	184	5,802	458	305	60.03	39.97
6	28	15	1	11	763	13.15	185	5,802	256	507	33.55	66.45
10	18	15	1	15	763	13.15	186	5,802	229	534	30.01	69.99
5	17	15	1	14	762	13.13	187	5,802	230	532	30.18	69.82
7	31	15	6	17	760	13.10	188	5,802	462	298	60.79	39.21
8	15	15	7	14	760	13.10	189	5,802	421	339	55.39	44.61
9	7	15	2	11	760	13.10	190	5,802	161	599	21.18	78.82
11	28	15	7	14	760	13.10	191	5,802	389	371	51.18	48.82
12	26	15	7	14	759	13.08	192	5,802	494	265	65.09	34.91
5	17	15	1	13	758	13.06	193	5,802	210	548	27.70	72.30
5	22	15	6	20	757	13.05	194	5,802	598	159	79.00	21.00
6	14	15	1	17	757	13.05	195	5,802	256	501	33.82	66.18
8	9	15	1	18	757	13.05	196	5,802	325	432	42.93	57.07
8	14	15	6	20	757	13.05	197	5,802	420	337	55.48	44.52
9	4	15	6	17	756	13.03	198	5,802	468	288	61.90	38.10
8	1	15	7	13	754	13.00	199	5,802	417	337	55.31	44.69
8	14	15	6	12	754	13.00	200	5,802	382	372	50.66	49.34

**SR 002 MP 103.92 PESHASTIN ADC SITE R047W
K FOR PEAK 200 HOURS OF 2015**



AADT= 13498 K 30 FACTOR= 11.74 K 100 FACTOR= 11.02 K 200 FACTOR= 10.37 D 30 FACTOR= 56.91

**SR 002 MP 103.92 PESHASTIN ADC SITE R047W
D % IN THE PEAK 200 HOURS OF 2015**



MO	DY	YR	DAY OF WK	HR	HR VOL	PERCENT OF AADT	HOUR NUMBER	AADT	EAST VOLUME	WEST VOLUME	PERCENT EAST IS OF TOTAL VOLUME	PERCENT WEST IS OF TOTAL VOLUME
10	16	15	6	17	1,809	13.40	1	13,498	917	892	50.69	49.31
10	2	15	6	17	1,736	12.86	2	13,498	817	919	47.06	52.94
6	21	15	1	13	1,735	12.85	3	13,498	812	923	46.80	53.20
8	2	15	1	13	1,735	12.85	4	13,498	781	954	45.01	54.99
10	9	15	6	17	1,735	12.85	5	13,498	816	919	47.03	52.97
8	7	15	6	16	1,720	12.74	6	13,498	890	830	51.74	48.26
9	18	15	6	17	1,716	12.71	7	13,498	870	846	50.70	49.30
8	2	15	1	14	1,691	12.53	8	13,498	773	918	45.71	54.29
10	16	15	6	16	1,687	12.50	9	13,498	836	851	49.56	50.44
8	14	15	6	17	1,683	12.47	10	13,498	822	861	48.84	51.16
8	7	15	6	15	1,681	12.45	11	13,498	880	801	52.35	47.65
9	4	15	6	16	1,678	12.43	12	13,498	940	738	56.02	43.98
8	9	15	1	14	1,677	12.42	13	13,498	882	795	52.59	47.41
8	14	15	6	16	1,663	12.32	14	13,498	799	864	48.05	51.95

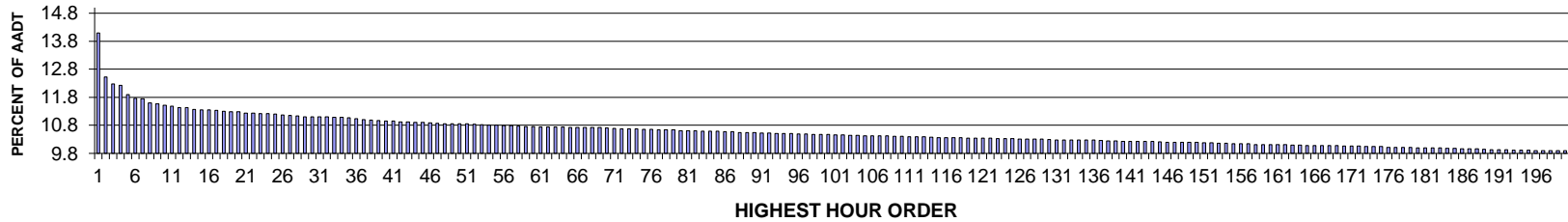
MO	DY	YR	DAY OF WK	HR	HR VOL	PERCENT OF AADT	HOUR NUMBER	AADT	EAST VOLUME	WEST VOLUME	PERCENT EAST IS OF TOTAL VOLUME	PERCENT WEST IS OF TOTAL VOLUME
8	9	15	1	13	1,652	12.24	15	13,498	785	867	47.52	52.48
10	9	15	6	16	1,641	12.16	16	13,498	812	829	49.48	50.52
5	22	15	6	17	1,635	12.11	17	13,498	950	685	58.10	41.90
10	2	15	6	18	1,635	12.11	18	13,498	690	945	42.20	57.80
8	21	15	6	17	1,624	12.03	19	13,498	840	784	51.72	48.28
10	2	15	6	16	1,621	12.01	20	13,498	822	799	50.71	49.29
6	20	15	7	16	1,616	11.97	21	13,498	896	720	55.45	44.55
10	17	15	7	13	1,610	11.93	22	13,498	645	965	40.06	59.94
7	19	15	1	13	1,606	11.90	23	13,498	718	888	44.71	55.29
8	21	15	6	16	1,602	11.87	24	13,498	840	762	52.43	47.57
7	26	15	1	14	1,601	11.86	25	13,498	746	855	46.60	53.40
7	31	15	6	16	1,597	11.83	26	13,498	860	737	53.85	46.15
7	26	15	1	15	1,594	11.81	27	13,498	755	839	47.37	52.63
8	14	15	6	15	1,593	11.80	28	13,498	837	756	52.54	47.46
6	21	15	1	14	1,587	11.76	29	13,498	699	888	44.05	55.95
9	18	15	6	16	1,585	11.74	30	13,498	902	683	56.91	43.09
7	24	15	6	16	1,583	11.73	31	13,498	841	742	53.13	46.87
10	4	15	1	13	1,582	11.72	32	13,498	811	771	51.26	48.74
6	28	15	1	12	1,581	11.71	33	13,498	734	847	46.43	53.57
6	19	15	6	16	1,577	11.68	34	13,498	797	780	50.54	49.46
9	5	15	7	16	1,576	11.68	35	13,498	807	769	51.21	48.79
5	22	15	6	16	1,575	11.67	36	13,498	837	738	53.14	46.86
7	26	15	1	13	1,575	11.67	37	13,498	729	846	46.29	53.71
8	2	15	1	12	1,571	11.64	38	13,498	668	903	42.52	57.48
9	11	15	6	17	1,569	11.62	39	13,498	832	737	53.03	46.97
10	23	15	6	16	1,566	11.60	40	13,498	851	715	54.34	45.66
9	25	15	6	16	1,563	11.58	41	13,498	867	696	55.47	44.53
7	17	15	6	14	1,561	11.56	42	13,498	804	757	51.51	48.49
10	11	15	1	15	1,561	11.56	43	13,498	743	818	47.60	52.40
10	18	15	1	12	1,561	11.56	44	13,498	894	667	57.27	42.73
8	9	15	1	12	1,559	11.55	45	13,498	671	888	43.04	56.96
7	24	15	6	17	1,553	11.51	46	13,498	782	771	50.35	49.65
7	10	15	6	16	1,551	11.49	47	13,498	791	760	51.00	49.00
7	31	15	6	15	1,551	11.49	48	13,498	873	678	56.29	43.71
7	17	15	6	16	1,548	11.47	49	13,498	825	723	53.29	46.71
10	3	15	7	13	1,547	11.46	50	13,498	739	808	47.77	52.23
10	17	15	7	16	1,545	11.45	51	13,498	820	725	53.07	46.93
6	28	15	1	14	1,544	11.44	52	13,498	663	881	42.94	57.06
7	19	15	1	12	1,544	11.44	53	13,498	744	800	48.19	51.81
10	17	15	7	14	1,541	11.42	54	13,498	612	929	39.71	60.29
5	23	15	7	13	1,540	11.41	55	13,498	773	767	50.19	49.81
6	21	15	1	15	1,539	11.40	56	13,498	779	760	50.62	49.38
7	5	15	1	13	1,538	11.39	57	13,498	649	889	42.20	57.80
10	10	15	7	15	1,538	11.39	58	13,498	768	770	49.93	50.07
7	31	15	6	17	1,537	11.39	59	13,498	775	762	50.42	49.58
8	1	15	7	13	1,537	11.39	60	13,498	674	863	43.85	56.15
6	28	15	1	13	1,536	11.38	61	13,498	696	840	45.31	54.69
9	11	15	6	16	1,535	11.37	62	13,498	888	647	57.85	42.15
9	4	15	6	17	1,534	11.36	63	13,498	821	713	53.52	46.48

MO	DY	YR	DAY OF WK	HR	HR VOL	PERCENT OF AADT	HOUR NUMBER	AADT	EAST VOLUME	WEST VOLUME	PERCENT EAST IS OF TOTAL VOLUME	PERCENT WEST IS OF TOTAL VOLUME
8	2	15	1	15	1,530	11.34	64	13,498	740	790	48.37	51.63
8	7	15	6	17	1,528	11.32	65	13,498	755	773	49.41	50.59
7	26	15	1	16	1,527	11.31	66	13,498	761	766	49.84	50.16
10	4	15	1	12	1,527	11.31	67	13,498	839	688	54.94	45.06
9	5	15	7	15	1,525	11.30	68	13,498	701	824	45.97	54.03
7	12	15	1	13	1,522	11.28	69	13,498	712	810	46.78	53.22
10	9	15	6	15	1,521	11.27	70	13,498	714	807	46.94	53.06
6	21	15	1	12	1,518	11.25	71	13,498	723	795	47.63	52.37
7	17	15	6	17	1,518	11.25	72	13,498	795	723	52.37	47.63
8	16	15	1	15	1,518	11.25	73	13,498	769	749	50.66	49.34
5	22	15	6	13	1,516	11.23	74	13,498	908	608	59.89	40.11
8	28	15	6	16	1,516	11.23	75	13,498	801	715	52.84	47.16
9	25	15	6	17	1,515	11.22	76	13,498	695	820	45.87	54.13
8	16	15	1	13	1,513	11.21	77	13,498	721	792	47.65	52.35
5	24	15	1	13	1,512	11.20	78	13,498	704	808	46.56	53.44
7	25	15	7	13	1,512	11.20	79	13,498	674	838	44.58	55.42
10	16	15	6	18	1,511	11.19	80	13,498	720	791	47.65	52.35
7	24	15	6	15	1,510	11.19	81	13,498	783	727	51.85	48.15
9	4	15	6	15	1,510	11.19	82	13,498	849	661	56.23	43.77
10	9	15	6	18	1,509	11.18	83	13,498	696	813	46.12	53.88
10	10	15	7	13	1,506	11.16	84	13,498	607	899	40.31	59.69
8	1	15	7	12	1,503	11.13	85	13,498	660	843	43.91	56.09
5	22	15	6	15	1,500	11.11	86	13,498	838	662	55.87	44.13
10	3	15	7	12	1,500	11.11	87	13,498	696	804	46.40	53.60
10	17	15	7	15	1,498	11.10	88	13,498	739	759	49.33	50.67
12	30	15	4	16	1,498	11.10	89	13,498	840	658	56.07	43.93
6	19	15	6	17	1,497	11.09	90	13,498	745	752	49.77	50.23
6	28	15	1	15	1,497	11.09	91	13,498	675	822	45.09	54.91
8	15	15	7	13	1,496	11.08	92	13,498	662	834	44.25	55.75
7	12	15	1	12	1,495	11.08	93	13,498	712	783	47.63	52.37
7	19	15	1	14	1,495	11.08	94	13,498	717	778	47.96	52.04
10	10	15	7	12	1,494	11.07	95	13,498	589	905	39.42	60.58
7	3	15	6	14	1,490	11.04	96	13,498	757	733	50.81	49.19
5	15	15	6	16	1,489	11.03	97	13,498	793	696	53.26	46.74
8	9	15	1	15	1,489	11.03	98	13,498	774	715	51.98	48.02
8	15	15	7	12	1,489	11.03	99	13,498	632	857	42.44	57.56
8	8	15	7	12	1,487	11.02	100	13,498	657	830	44.18	55.82
6	19	15	6	15	1,486	11.01	101	13,498	802	684	53.97	46.03
5	1	15	6	16	1,485	11.00	102	13,498	827	658	55.69	44.31
8	15	15	7	14	1,485	11.00	103	13,498	666	819	44.85	55.15
5	24	15	1	14	1,484	10.99	104	13,498	676	808	45.55	54.45
7	26	15	1	12	1,482	10.98	105	13,498	716	766	48.31	51.69
8	15	15	7	15	1,481	10.97	106	13,498	788	693	53.21	46.79
10	23	15	6	17	1,481	10.97	107	13,498	727	754	49.09	50.91
7	17	15	6	15	1,480	10.96	108	13,498	803	677	54.26	45.74
7	12	15	1	14	1,479	10.96	109	13,498	681	798	46.04	53.96
8	16	15	1	12	1,475	10.93	110	13,498	702	773	47.59	52.41
9	10	15	5	17	1,475	10.93	111	13,498	769	706	52.14	47.86
10	10	15	7	14	1,471	10.90	112	13,498	702	769	47.72	52.28

MO	DY	YR	DAY OF WK	HR	HR VOL	PERCENT OF AADT	HOUR NUMBER	AADT	EAST VOLUME	WEST VOLUME	PERCENT EAST IS OF TOTAL VOLUME	PERCENT WEST IS OF TOTAL VOLUME
7	31	15	6	13	1,468	10.88	113	13,498	746	722	50.82	49.18
8	7	15	6	14	1,468	10.88	114	13,498	709	759	48.30	51.70
8	7	15	6	13	1,467	10.87	115	13,498	771	696	52.56	47.44
5	23	15	7	15	1,462	10.83	116	13,498	697	765	47.67	52.33
5	24	15	1	15	1,462	10.83	117	13,498	680	782	46.51	53.49
7	19	15	1	15	1,462	10.83	118	13,498	652	810	44.60	55.40
8	8	15	7	14	1,458	10.80	119	13,498	700	758	48.01	51.99
10	10	15	7	16	1,458	10.80	120	13,498	809	649	55.49	44.51
12	26	15	7	16	1,457	10.79	121	13,498	685	772	47.01	52.99
8	16	15	1	14	1,456	10.79	122	13,498	746	710	51.24	48.76
7	3	15	6	16	1,455	10.78	123	13,498	779	676	53.54	46.46
12	19	15	7	16	1,453	10.76	124	13,498	478	975	32.90	67.10
5	10	15	1	13	1,452	10.76	125	13,498	625	827	43.04	56.96
7	3	15	6	12	1,451	10.75	126	13,498	740	711	51.00	49.00
8	6	15	5	16	1,451	10.75	127	13,498	768	683	52.93	47.07
6	20	15	7	15	1,450	10.74	128	13,498	701	749	48.34	51.66
5	23	15	7	12	1,449	10.73	129	13,498	725	724	50.03	49.97
5	24	15	1	16	1,448	10.73	130	13,498	703	745	48.55	51.45
6	14	15	1	14	1,447	10.72	131	13,498	651	796	44.99	55.01
12	11	15	6	17	1,447	10.72	132	13,498	702	745	48.51	51.49
6	5	15	6	17	1,446	10.71	133	13,498	781	665	54.01	45.99
10	4	15	1	14	1,446	10.71	134	13,498	746	700	51.59	48.41
10	17	15	7	12	1,446	10.71	135	13,498	542	904	37.48	62.52
6	27	15	7	13	1,444	10.70	136	13,498	739	705	51.18	48.82
7	30	15	5	16	1,444	10.70	137	13,498	767	677	53.12	46.88
10	15	15	5	17	1,444	10.70	138	13,498	741	703	51.32	48.68
5	22	15	6	18	1,443	10.69	139	13,498	790	653	54.75	45.25
8	8	15	7	13	1,443	10.69	140	13,498	649	794	44.98	55.02
8	20	15	5	16	1,443	10.69	141	13,498	739	704	51.21	48.79
6	5	15	6	16	1,442	10.68	142	13,498	837	605	58.04	41.96
7	17	15	6	18	1,442	10.68	143	13,498	712	730	49.38	50.62
6	28	15	1	11	1,441	10.68	144	13,498	688	753	47.74	52.26
7	5	15	1	12	1,441	10.68	145	13,498	640	801	44.41	55.59
10	3	15	7	14	1,441	10.68	146	13,498	742	699	51.49	48.51
6	26	15	6	17	1,440	10.67	147	13,498	720	720	50.00	50.00
9	20	15	1	13	1,440	10.67	148	13,498	685	755	47.57	52.43
10	3	15	7	16	1,440	10.67	149	13,498	727	713	50.49	49.51
12	4	15	6	16	1,438	10.65	150	13,498	690	748	47.98	52.02
6	26	15	6	14	1,434	10.62	151	13,498	681	753	47.49	52.51
9	12	15	7	15	1,434	10.62	152	13,498	732	702	51.05	48.95
8	1	15	7	14	1,433	10.62	153	13,498	679	754	47.38	52.62
9	19	15	7	14	1,432	10.61	154	13,498	710	722	49.58	50.42
6	26	15	6	15	1,431	10.60	155	13,498	683	748	47.73	52.27
6	26	15	6	16	1,431	10.60	156	13,498	761	670	53.18	46.82
8	28	15	6	17	1,431	10.60	157	13,498	680	751	47.52	52.48
10	18	15	1	11	1,431	10.60	158	13,498	874	557	61.08	38.92
8	2	15	1	11	1,430	10.59	159	13,498	607	823	42.45	57.55
6	28	15	1	16	1,428	10.58	160	13,498	682	746	47.76	52.24
12	24	15	5	16	1,428	10.58	161	13,498	771	657	53.99	46.01

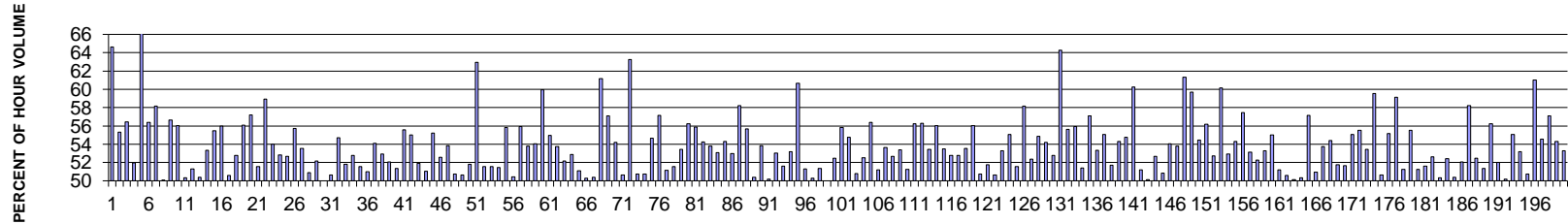
MO	DY	YR	DAY OF WK	HR	HR VOL	PERCENT OF AADT	HOUR NUMBER	AADT	EAST VOLUME	WEST VOLUME	PERCENT EAST IS OF TOTAL VOLUME	PERCENT WEST IS OF TOTAL VOLUME
9	5	15	7	17	1,427	10.57	162	13,498	738	689	51.72	48.28
9	7	15	2	17	1,427	10.57	163	13,498	851	576	59.64	40.36
7	10	15	6	15	1,426	10.56	164	13,498	718	708	50.35	49.65
6	19	15	6	14	1,425	10.56	165	13,498	715	710	50.18	49.82
7	25	15	7	12	1,425	10.56	166	13,498	696	729	48.84	51.16
8	9	15	1	11	1,425	10.56	167	13,498	657	768	46.11	53.89
6	14	15	1	13	1,424	10.55	168	13,498	659	765	46.28	53.72
8	14	15	6	13	1,424	10.55	169	13,498	703	721	49.37	50.63
8	8	15	7	15	1,423	10.54	170	13,498	716	707	50.32	49.68
7	23	15	5	16	1,422	10.53	171	13,498	796	626	55.98	44.02
7	31	15	6	14	1,420	10.52	172	13,498	723	697	50.92	49.08
10	11	15	1	14	1,420	10.52	173	13,498	777	643	54.72	45.28
9	19	15	7	15	1,417	10.50	174	13,498	739	678	52.15	47.85
4	24	15	6	16	1,416	10.49	175	13,498	784	632	55.37	44.63
12	19	15	7	18	1,416	10.49	176	13,498	806	610	56.92	43.08
12	24	15	5	15	1,416	10.49	177	13,498	676	740	47.74	52.26
11	28	15	7	15	1,415	10.48	178	13,498	675	740	47.70	52.30
6	19	15	6	18	1,414	10.48	179	13,498	713	701	50.42	49.58
7	12	15	1	16	1,414	10.48	180	13,498	712	702	50.35	49.65
9	19	15	7	13	1,413	10.47	181	13,498	641	772	45.36	54.64
5	15	15	6	17	1,412	10.46	182	13,498	712	700	50.42	49.58
8	16	15	1	16	1,412	10.46	183	13,498	718	694	50.85	49.15
9	3	15	5	16	1,412	10.46	184	13,498	807	605	57.15	42.85
10	18	15	1	13	1,411	10.45	185	13,498	770	641	54.57	45.43
8	20	15	5	17	1,409	10.44	186	13,498	729	680	51.74	48.26
9	20	15	1	12	1,409	10.44	187	13,498	703	706	49.89	50.11
6	20	15	7	13	1,407	10.42	188	13,498	672	735	47.76	52.24
5	8	15	6	16	1,406	10.42	189	13,498	792	614	56.33	43.67
6	12	15	6	16	1,406	10.42	190	13,498	752	654	53.49	46.51
6	20	15	7	12	1,405	10.41	191	13,498	628	777	44.70	55.30
9	20	15	1	14	1,404	10.40	192	13,498	665	739	47.36	52.64
7	10	15	6	17	1,403	10.39	193	13,498	708	695	50.46	49.54
12	11	15	6	16	1,403	10.39	194	13,498	667	736	47.54	52.46
9	12	15	7	16	1,402	10.39	195	13,498	801	601	57.13	42.87
7	26	15	1	17	1,401	10.38	196	13,498	753	648	53.75	46.25
6	20	15	7	17	1,400	10.37	197	13,498	759	641	54.21	45.79
7	25	15	7	14	1,400	10.37	198	13,498	645	755	46.07	53.93
8	10	15	2	16	1,400	10.37	199	13,498	773	627	55.21	44.79
9	5	15	7	14	1,400	10.37	200	13,498	647	753	46.21	53.79

**SR 082 MP 24.83 SELAH ADC SITE R048
K FOR PEAK 200 HOURS OF 2015**



AADT= 17843 K 30 FACTOR= 11.1 K 100 FACTOR= 10.47 K 200 FACTOR= 9.89 D 30 FACTOR= 50.00

**SR 082 MP 24.83 SELAH ADC SITE R048
D % IN THE PEAK 200 HOURS OF 2015**



MO	DY	YR	DAY OF WK	HR	HR VOL	PERCENT OF AADT	HOUR NUMBER	AADT	EAST VOLUME	WEST VOLUME	PERCENT EAST IS OF TOTAL VOLUME	PERCENT WEST IS OF TOTAL VOLUME
11	25	15	4	17	2,515	14.10	1	17,843	1,626	889	64.65	35.35
11	25	15	4	15	2,234	12.52	2	17,843	1,236	998	55.33	44.67
8	16	15	1	15	2,192	12.28	3	17,843	955	1,237	43.57	56.43
11	25	15	4	14	2,183	12.23	4	17,843	1,049	1,134	48.05	51.95
3	27	15	6	19	2,122	11.89	5	17,843	1,466	656	69.09	30.91
6	19	15	6	16	2,099	11.76	6	17,843	1,184	915	56.41	43.59
6	21	15	1	16	2,096	11.75	7	17,843	877	1,219	41.84	58.16
6	28	15	1	13	2,069	11.60	8	17,843	1,033	1,036	49.93	50.07
6	19	15	6	17	2,064	11.57	9	17,843	1,169	895	56.64	43.36
10	2	15	6	17	2,054	11.51	10	17,843	1,151	903	56.04	43.96
8	14	15	6	15	2,050	11.49	11	17,843	1,018	1,032	49.66	50.34
6	28	15	1	14	2,040	11.43	12	17,843	1,047	993	51.32	48.68
8	14	15	6	16	2,039	11.43	13	17,843	1,027	1,012	50.37	49.63

MO	DY	YR	DAY OF WK	HR	HR VOL	PERCENT OF AADT	HOUR NUMBER	AADT	EAST VOLUME	WEST VOLUME	PERCENT EAST IS OF TOTAL VOLUME	PERCENT WEST IS OF TOTAL VOLUME
10	2	15	6	18	2,028	11.37	14	17,843	1,082	946	53.35	46.65
5	8	15	6	17	2,026	11.35	15	17,843	1,124	902	55.48	44.52
6	21	15	1	17	2,026	11.35	16	17,843	892	1,134	44.03	55.97
5	22	15	6	17	2,024	11.34	17	17,843	1,024	1,000	50.59	49.41
6	21	15	1	15	2,017	11.30	18	17,843	953	1,064	47.25	52.75
5	1	15	6	17	2,014	11.29	19	17,843	1,129	885	56.06	43.94
11	29	15	1	15	2,014	11.29	20	17,843	862	1,152	42.80	57.20
8	14	15	6	13	2,003	11.23	21	17,843	970	1,033	48.43	51.57
8	16	15	1	13	2,003	11.23	22	17,843	823	1,180	41.09	58.91
9	4	15	6	17	2,002	11.22	23	17,843	921	1,081	46.00	54.00
10	9	15	6	17	2,002	11.22	24	17,843	1,058	944	52.85	47.15
6	5	15	6	17	2,001	11.21	25	17,843	1,054	947	52.67	47.33
7	26	15	1	15	1,993	11.17	26	17,843	882	1,111	44.25	55.75
9	25	15	6	17	1,989	11.15	27	17,843	1,065	924	53.54	46.46
9	4	15	6	18	1,988	11.14	28	17,843	976	1,012	49.09	50.91
8	9	15	1	15	1,981	11.10	29	17,843	948	1,033	47.85	52.15
8	14	15	6	14	1,980	11.10	30	17,843	990	990	50.00	50.00
10	16	15	6	17	1,980	11.10	31	17,843	977	1,003	49.34	50.66
11	29	15	1	14	1,980	11.10	32	17,843	897	1,083	45.30	54.70
7	24	15	6	15	1,979	11.09	33	17,843	1,025	954	51.79	48.21
10	16	15	6	18	1,979	11.09	34	17,843	935	1,044	47.25	52.75
7	24	15	6	14	1,975	11.07	35	17,843	1,018	957	51.54	48.46
6	28	15	1	15	1,969	11.04	36	17,843	965	1,004	49.01	50.99
7	24	15	6	17	1,963	11.00	37	17,843	1,062	901	54.10	45.90
5	22	15	6	15	1,961	10.99	38	17,843	1,038	923	52.93	47.07
7	17	15	6	16	1,958	10.97	39	17,843	1,019	939	52.04	47.96
8	7	15	6	15	1,956	10.96	40	17,843	1,004	952	51.33	48.67
9	20	15	1	15	1,954	10.95	41	17,843	868	1,086	44.42	55.58
6	21	15	1	14	1,950	10.93	42	17,843	877	1,073	44.97	55.03
5	22	15	6	18	1,949	10.92	43	17,843	1,012	937	51.92	48.08
8	16	15	1	17	1,946	10.91	44	17,843	993	953	51.03	48.97
11	29	15	1	16	1,944	10.90	45	17,843	871	1,073	44.80	55.20
7	26	15	1	16	1,943	10.89	46	17,843	922	1,021	47.45	52.55
10	11	15	1	17	1,939	10.87	47	17,843	895	1,044	46.16	53.84
6	28	15	1	12	1,937	10.86	48	17,843	983	954	50.75	49.25
9	11	15	6	17	1,937	10.86	49	17,843	956	981	49.35	50.65
9	18	15	6	17	1,937	10.86	50	17,843	1,004	933	51.83	48.17
11	25	15	4	18	1,937	10.86	51	17,843	1,219	718	62.93	37.07
6	21	15	1	13	1,934	10.84	52	17,843	937	997	48.45	51.55
7	17	15	6	17	1,933	10.83	53	17,843	996	937	51.53	48.47
4	24	15	6	17	1,928	10.81	54	17,843	992	936	51.45	48.55
9	18	15	6	16	1,927	10.80	55	17,843	1,076	851	55.84	44.16
7	17	15	6	15	1,926	10.79	56	17,843	971	955	50.42	49.58
9	25	15	6	16	1,925	10.79	57	17,843	1,077	848	55.95	44.05
4	10	15	6	17	1,921	10.77	58	17,843	1,033	888	53.77	46.23

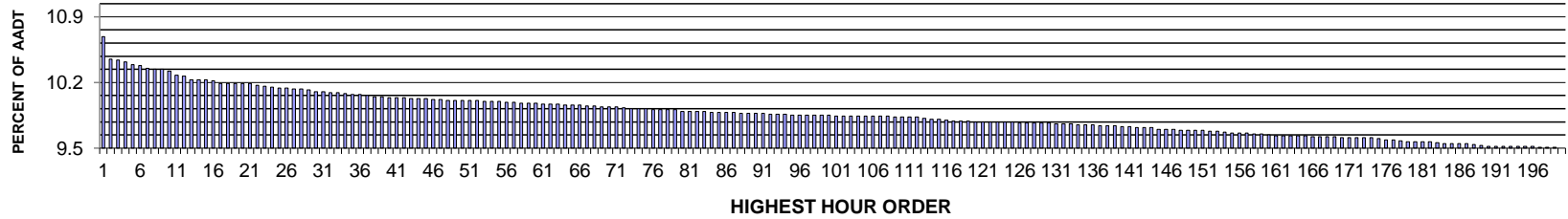
MO	DY	YR	DAY OF WK	HR	HR VOL	PERCENT OF AADT	HOUR NUMBER	AADT	EAST VOLUME	WEST VOLUME	PERCENT EAST IS OF TOTAL VOLUME	PERCENT WEST IS OF TOTAL VOLUME
11	6	15	6	17	1,920	10.76	59	17,843	1,038	882	54.06	45.94
5	10	15	1	18	1,918	10.75	60	17,843	768	1,150	40.04	59.96
10	11	15	1	16	1,917	10.74	61	17,843	863	1,054	45.02	54.98
5	15	15	6	18	1,916	10.74	62	17,843	1,030	886	53.76	46.24
6	19	15	6	15	1,916	10.74	63	17,843	1,000	916	52.19	47.81
9	5	15	7	12	1,916	10.74	64	17,843	903	1,013	47.13	52.87
8	9	15	1	14	1,915	10.73	65	17,843	936	979	48.88	51.12
9	11	15	6	18	1,913	10.72	66	17,843	962	951	50.29	49.71
5	22	15	6	16	1,912	10.72	67	17,843	963	949	50.37	49.63
8	16	15	1	12	1,912	10.72	68	17,843	742	1,170	38.81	61.19
10	2	15	6	16	1,912	10.72	69	17,843	1,092	820	57.11	42.89
7	26	15	1	14	1,909	10.70	70	17,843	874	1,035	45.78	54.22
8	9	15	1	16	1,907	10.69	71	17,843	941	966	49.34	50.66
8	16	15	1	14	1,906	10.68	72	17,843	700	1,206	36.73	63.27
6	12	15	6	15	1,904	10.67	73	17,843	966	938	50.74	49.26
7	31	15	6	15	1,903	10.67	74	17,843	966	937	50.76	49.24
11	29	15	1	13	1,901	10.65	75	17,843	862	1,039	45.34	54.66
5	1	15	6	18	1,900	10.65	76	17,843	1,086	814	57.16	42.84
8	14	15	6	12	1,899	10.64	77	17,843	928	971	48.87	51.13
10	23	15	6	17	1,899	10.64	78	17,843	979	920	51.55	48.45
9	7	15	2	14	1,898	10.64	79	17,843	1,014	884	53.42	46.58
10	23	15	6	18	1,894	10.61	80	17,843	1,065	829	56.23	43.77
9	13	15	1	17	1,891	10.60	81	17,843	834	1,057	44.10	55.90
11	28	15	7	14	1,891	10.60	82	17,843	865	1,026	45.74	54.26
9	7	15	2	13	1,890	10.59	83	17,843	1,017	873	53.81	46.19
10	25	15	1	16	1,889	10.59	84	17,843	886	1,003	46.90	53.10
11	25	15	4	16	1,889	10.59	85	17,843	863	1,026	45.69	54.31
3	28	15	7	11	1,887	10.58	86	17,843	1,000	887	52.99	47.01
6	21	15	1	18	1,886	10.57	87	17,843	788	1,098	41.78	58.22
5	17	15	1	15	1,883	10.55	88	17,843	835	1,048	44.34	55.66
11	25	15	4	13	1,881	10.54	89	17,843	948	933	50.40	49.60
7	24	15	6	16	1,880	10.54	90	17,843	1,012	868	53.83	46.17
8	7	15	6	18	1,879	10.53	91	17,843	943	936	50.19	49.81
6	12	15	6	17	1,877	10.52	92	17,843	995	882	53.01	46.99
5	15	15	6	17	1,876	10.51	93	17,843	968	908	51.60	48.40
9	4	15	6	16	1,876	10.51	94	17,843	878	998	46.80	53.20
4	3	15	6	18	1,875	10.51	95	17,843	1,137	738	60.64	39.36
7	10	15	6	17	1,874	10.50	96	17,843	961	913	51.28	48.72
8	9	15	1	13	1,874	10.50	97	17,843	932	942	49.73	50.27
6	28	15	1	16	1,869	10.47	98	17,843	960	909	51.36	48.64
7	5	15	1	14	1,868	10.47	99	17,843	934	934	50.00	50.00
9	7	15	2	12	1,868	10.47	100	17,843	980	888	52.46	47.54
9	18	15	6	18	1,867	10.46	101	17,843	1,042	825	55.81	44.19
9	20	15	1	16	1,866	10.46	102	17,843	844	1,022	45.23	54.77
7	26	15	1	17	1,865	10.45	103	17,843	918	947	49.22	50.78

MO	DY	YR	DAY OF WK	HR	HR VOL	PERCENT OF AADT	HOUR NUMBER	AADT	EAST VOLUME	WEST VOLUME	PERCENT EAST IS OF TOTAL VOLUME	PERCENT WEST IS OF TOTAL VOLUME
10	16	15	6	16	1,863	10.44	104	17,843	978	885	52.50	47.50
6	26	15	6	16	1,860	10.42	105	17,843	1,049	811	56.40	43.60
9	4	15	6	14	1,859	10.42	106	17,843	907	952	48.79	51.21
9	25	15	6	15	1,859	10.42	107	17,843	997	862	53.63	46.37
10	16	15	6	15	1,859	10.42	108	17,843	979	880	52.66	47.34
5	8	15	6	16	1,857	10.41	109	17,843	991	866	53.37	46.63
7	10	15	6	15	1,857	10.41	110	17,843	952	905	51.27	48.73
10	9	15	6	16	1,856	10.40	111	17,843	1,044	812	56.25	43.75
6	14	15	1	16	1,855	10.40	112	17,843	811	1,044	43.72	56.28
8	7	15	6	17	1,853	10.39	113	17,843	990	863	53.43	46.57
9	20	15	1	14	1,851	10.37	114	17,843	814	1,037	43.98	56.02
4	10	15	6	18	1,849	10.36	115	17,843	989	860	53.49	46.51
7	10	15	6	16	1,849	10.36	116	17,843	976	873	52.79	47.21
7	12	15	1	16	1,848	10.36	117	17,843	873	975	47.24	52.76
11	28	15	7	13	1,848	10.36	118	17,843	859	989	46.48	53.52
5	1	15	6	16	1,847	10.35	119	17,843	1,035	812	56.04	43.96
7	12	15	1	15	1,846	10.35	120	17,843	937	909	50.76	49.24
5	22	15	6	14	1,845	10.34	121	17,843	955	890	51.76	48.24
6	26	15	6	14	1,845	10.34	122	17,843	934	911	50.62	49.38
3	13	15	6	18	1,842	10.32	123	17,843	981	861	53.26	46.74
6	19	15	6	18	1,842	10.32	124	17,843	1,014	828	55.05	44.95
4	10	15	6	16	1,841	10.32	125	17,843	949	892	51.55	48.45
5	8	15	6	18	1,840	10.31	126	17,843	1,070	770	58.15	41.85
8	7	15	6	16	1,839	10.31	127	17,843	963	876	52.37	47.63
8	28	15	6	17	1,839	10.31	128	17,843	1,009	830	54.87	45.13
9	13	15	1	16	1,839	10.31	129	17,843	842	997	45.79	54.21
8	9	15	1	17	1,838	10.30	130	17,843	970	868	52.77	47.23
8	16	15	1	16	1,835	10.28	131	17,843	656	1,179	35.75	64.25
11	28	15	7	15	1,835	10.28	132	17,843	814	1,021	44.36	55.64
9	25	15	6	18	1,834	10.28	133	17,843	1,026	808	55.94	44.06
4	17	15	6	17	1,832	10.27	134	17,843	942	890	51.42	48.58
4	24	15	6	18	1,832	10.27	135	17,843	1,046	786	57.10	42.90
9	7	15	2	15	1,832	10.27	136	17,843	977	855	53.33	46.67
6	14	15	1	14	1,830	10.26	137	17,843	822	1,008	44.92	55.08
6	26	15	6	15	1,829	10.25	138	17,843	946	883	51.72	48.28
6	14	15	1	17	1,827	10.24	139	17,843	835	992	45.70	54.30
5	21	15	5	17	1,826	10.23	140	17,843	826	1,000	45.24	54.76
9	10	15	5	17	1,825	10.23	141	17,843	1,100	725	60.27	39.73
6	19	15	6	14	1,824	10.22	142	17,843	934	890	51.21	48.79
8	7	15	6	14	1,824	10.22	143	17,843	910	914	49.89	50.11
5	15	15	6	16	1,823	10.22	144	17,843	960	863	52.66	47.34
8	21	15	6	17	1,821	10.21	145	17,843	926	895	50.85	49.15
7	26	15	1	18	1,820	10.20	146	17,843	836	984	45.93	54.07
10	4	15	1	17	1,820	10.20	147	17,843	841	979	46.21	53.79
4	5	15	1	17	1,819	10.19	148	17,843	704	1,115	38.70	61.30

MO	DY	YR	DAY OF WK	HR	HR VOL	PERCENT OF AADT	HOUR NUMBER	AADT	EAST VOLUME	WEST VOLUME	PERCENT EAST IS OF TOTAL VOLUME	PERCENT WEST IS OF TOTAL VOLUME
5	3	15	1	18	1,819	10.19	149	17,843	733	1,086	40.30	59.70
8	16	15	1	18	1,819	10.19	150	17,843	990	829	54.43	45.57
5	17	15	1	16	1,817	10.18	151	17,843	796	1,021	43.81	56.19
3	27	15	6	16	1,816	10.18	152	17,843	957	859	52.70	47.30
3	15	15	1	16	1,815	10.17	153	17,843	723	1,092	39.83	60.17
9	4	15	6	15	1,814	10.17	154	17,843	854	960	47.08	52.92
10	4	15	1	16	1,810	10.14	155	17,843	827	983	45.69	54.31
3	28	15	7	12	1,809	10.14	156	17,843	1,039	770	57.44	42.56
5	1	15	6	15	1,809	10.14	157	17,843	961	848	53.12	46.88
5	29	15	6	17	1,806	10.12	158	17,843	944	862	52.27	47.73
8	23	15	1	14	1,806	10.12	159	17,843	844	962	46.73	53.27
7	19	15	1	14	1,804	10.11	160	17,843	812	992	45.01	54.99
7	24	15	6	13	1,804	10.11	161	17,843	880	924	48.78	51.22
8	14	15	6	17	1,804	10.11	162	17,843	913	891	50.61	49.39
8	23	15	1	16	1,803	10.10	163	17,843	899	904	49.86	50.14
9	11	15	6	16	1,801	10.09	164	17,843	895	906	49.69	50.31
4	12	15	1	17	1,799	10.08	165	17,843	771	1,028	42.86	57.14
5	25	15	2	15	1,799	10.08	166	17,843	916	883	50.92	49.08
9	7	15	2	16	1,799	10.08	167	17,843	967	832	53.75	46.25
10	9	15	6	18	1,799	10.08	168	17,843	979	820	54.42	45.58
7	5	15	1	15	1,798	10.08	169	17,843	931	867	51.78	48.22
7	19	15	1	15	1,797	10.07	170	17,843	869	928	48.36	51.64
10	23	15	6	16	1,795	10.06	171	17,843	988	807	55.04	44.96
11	6	15	6	16	1,795	10.06	172	17,843	997	798	55.54	44.46
8	23	15	1	15	1,793	10.05	173	17,843	835	958	46.57	53.43
5	3	15	1	16	1,791	10.04	174	17,843	725	1,066	40.48	59.52
11	20	15	6	17	1,791	10.04	175	17,843	884	907	49.36	50.64
3	6	15	6	18	1,787	10.02	176	17,843	986	801	55.18	44.82
5	10	15	1	17	1,787	10.02	177	17,843	730	1,057	40.85	59.15
9	18	15	6	15	1,787	10.02	178	17,843	916	871	51.26	48.74
11	6	15	6	18	1,787	10.02	179	17,843	992	795	55.51	44.49
8	21	15	6	16	1,784	10.00	180	17,843	914	870	51.23	48.77
7	24	15	6	18	1,783	9.99	181	17,843	920	863	51.60	48.40
6	5	15	6	18	1,782	9.99	182	17,843	938	844	52.64	47.36
8	23	15	1	17	1,782	9.99	183	17,843	897	885	50.34	49.66
6	12	15	6	16	1,780	9.98	184	17,843	933	847	52.42	47.58
7	24	15	6	12	1,780	9.98	185	17,843	897	883	50.39	49.61
4	24	15	6	16	1,779	9.97	186	17,843	926	853	52.05	47.95
5	10	15	1	19	1,779	9.97	187	17,843	743	1,036	41.77	58.23
8	9	15	1	12	1,777	9.96	188	17,843	845	932	47.55	52.45
7	31	15	6	17	1,773	9.94	189	17,843	910	863	51.33	48.67
8	2	15	1	14	1,772	9.93	190	17,843	776	996	43.79	56.21
10	11	15	1	18	1,772	9.93	191	17,843	850	922	47.97	52.03
7	19	15	1	16	1,771	9.93	192	17,843	882	889	49.80	50.20
5	17	15	1	17	1,770	9.92	193	17,843	795	975	44.92	55.08

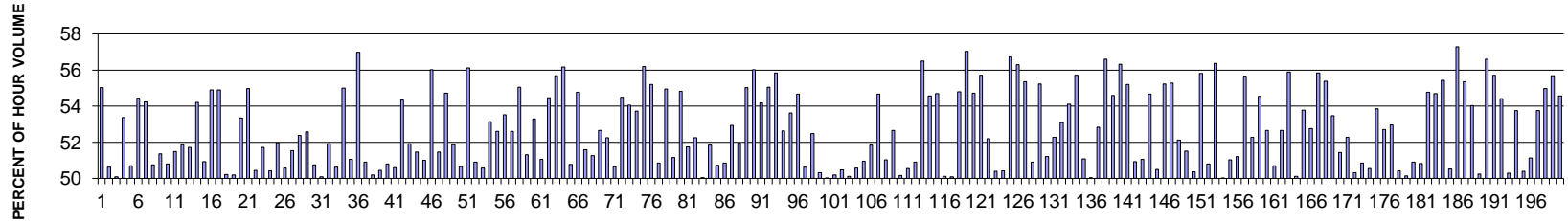
MO	DY	YR	DAY OF WK	HR	HR VOL	PERCENT OF AADT	HOUR NUMBER	AADT	EAST VOLUME	WEST VOLUME	PERCENT EAST IS OF TOTAL VOLUME	PERCENT WEST IS OF TOTAL VOLUME
3	13	15	6	17	1,769	9.91	194	17,843	941	828	53.19	46.81
7	12	15	1	14	1,768	9.91	195	17,843	871	897	49.26	50.74
4	26	15	1	16	1,767	9.90	196	17,843	689	1,078	38.99	61.01
3	29	15	1	16	1,766	9.90	197	17,843	803	963	45.47	54.53
6	20	15	7	12	1,765	9.89	198	17,843	1,008	757	57.11	42.89
9	7	15	2	17	1,764	9.89	199	17,843	958	806	54.31	45.69
10	2	15	6	15	1,764	9.89	200	17,843	940	824	53.29	46.71

**SR 003 MP 44.33 SILVERDALE ADC SITE R050
K FOR PEAK 200 HOURS OF 2015**



AADT= 48426 K 30 FACTOR= 10.06 K 100 FACTOR= 9.81 K 200 FACTOR= 9.46 D 30 FACTOR= 50.75

**SR 003 MP 44.33 SILVERDALE ADC SITE R050
D % IN THE PEAK 200 HOURS OF 2015**



MO	DY	YR	DAY OF WK	HR	HR VOL	PERCENT OF AADT	HOUR NUMBER	AADT	NORTH VOLUME	SOUTH VOLUME	PERCENT NORTH IS OF TOTAL VOLUME	PERCENT SOUTH IS OF TOTAL VOLUME
9	3	15	5	16	5,159	10.65	1	48,426	2,320	2,839	44.97	55.03
10	15	15	5	17	5,041	10.41	2	48,426	2,552	2,489	50.62	49.38
10	8	15	5	17	5,038	10.40	3	48,426	2,523	2,515	50.08	49.92
10	1	15	5	16	5,026	10.38	4	48,426	2,344	2,682	46.64	53.36
10	2	15	6	16	5,011	10.35	5	48,426	2,471	2,540	49.31	50.69
12	16	15	4	16	5,007	10.34	6	48,426	2,281	2,726	45.56	54.44
9	24	15	5	16	4,995	10.31	7	48,426	2,286	2,709	45.77	54.23
12	9	15	4	17	4,986	10.30	8	48,426	2,531	2,455	50.76	49.24
12	18	15	6	16	4,986	10.30	9	48,426	2,425	2,561	48.64	51.36
12	11	15	6	16	4,977	10.28	10	48,426	2,448	2,529	49.19	50.81
10	14	15	4	17	4,959	10.24	11	48,426	2,553	2,406	51.48	48.52
10	27	15	3	17	4,954	10.23	12	48,426	2,570	2,384	51.88	48.12
10	22	15	5	17	4,937	10.19	13	48,426	2,553	2,384	51.71	48.29

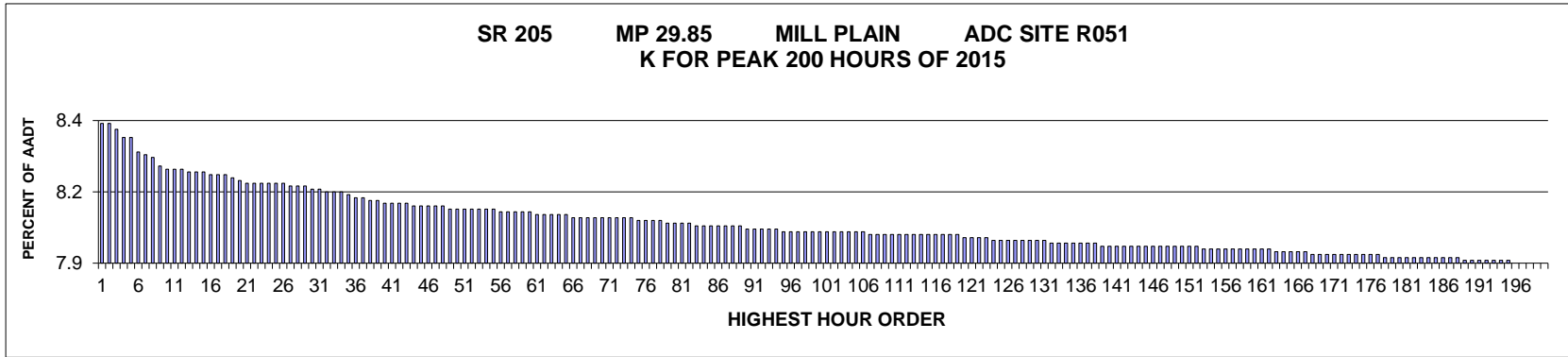
MO	DY	YR	DAY OF WK	HR	HR VOL	PERCENT OF AADT	HOUR NUMBER	AADT	NORTH VOLUME	SOUTH VOLUME	PERCENT NORTH IS OF TOTAL VOLUME	PERCENT SOUTH IS OF TOTAL VOLUME
12	15	15	3	16	4,935	10.19	14	48,426	2,259	2,676	45.78	54.22
12	16	15	4	17	4,935	10.19	15	48,426	2,513	2,422	50.92	49.08
9	15	15	3	16	4,928	10.18	16	48,426	2,223	2,705	45.11	54.89
9	10	15	5	16	4,917	10.15	17	48,426	2,218	2,699	45.11	54.89
11	24	15	3	17	4,914	10.15	18	48,426	2,468	2,446	50.22	49.78
9	3	15	5	17	4,913	10.15	19	48,426	2,466	2,447	50.19	49.81
10	16	15	6	17	4,913	10.15	20	48,426	2,621	2,292	53.35	46.65
11	20	15	6	17	4,913	10.15	21	48,426	2,701	2,212	54.98	45.02
9	10	15	5	17	4,906	10.13	22	48,426	2,475	2,431	50.45	49.55
9	15	15	3	17	4,901	10.12	23	48,426	2,535	2,366	51.72	48.28
8	13	15	5	17	4,894	10.11	24	48,426	2,468	2,426	50.43	49.57
10	16	15	6	16	4,891	10.10	25	48,426	2,349	2,542	48.03	51.97
9	8	15	3	17	4,890	10.10	26	48,426	2,417	2,473	49.43	50.57
9	24	15	5	17	4,887	10.09	27	48,426	2,519	2,368	51.54	48.46
11	6	15	6	16	4,887	10.09	28	48,426	2,327	2,560	47.62	52.38
11	19	15	5	17	4,879	10.08	29	48,426	2,566	2,313	52.59	47.41
10	20	15	3	17	4,873	10.06	30	48,426	2,473	2,400	50.75	49.25
7	9	15	5	17	4,872	10.06	31	48,426	2,431	2,441	49.90	50.10
11	18	15	4	17	4,868	10.05	32	48,426	2,340	2,528	48.07	51.93
10	29	15	5	17	4,865	10.05	33	48,426	2,463	2,402	50.63	49.37
9	29	15	3	16	4,863	10.04	34	48,426	2,189	2,674	45.01	54.99
10	13	15	3	17	4,856	10.03	35	48,426	2,479	2,377	51.05	48.95
9	9	15	4	16	4,855	10.03	36	48,426	2,089	2,766	43.03	56.97
7	1	15	4	17	4,852	10.02	37	48,426	2,470	2,382	50.91	49.09
11	5	15	5	17	4,848	10.01	38	48,426	2,433	2,415	50.19	49.81
9	1	15	3	17	4,847	10.01	39	48,426	2,402	2,445	49.56	50.44
9	22	15	3	17	4,844	10.00	40	48,426	2,461	2,383	50.81	49.19
11	3	15	3	17	4,843	10.00	41	48,426	2,393	2,450	49.41	50.59
8	26	15	4	16	4,842	10.00	42	48,426	2,211	2,631	45.66	54.34
10	21	15	4	17	4,839	9.99	43	48,426	2,512	2,327	51.91	48.09
9	29	15	3	17	4,837	9.99	44	48,426	2,489	2,348	51.46	48.54
10	28	15	4	17	4,836	9.99	45	48,426	2,467	2,369	51.01	48.99
9	14	15	2	16	4,834	9.98	46	48,426	2,126	2,708	43.98	56.02
8	21	15	6	16	4,833	9.98	47	48,426	2,346	2,487	48.54	51.46
8	25	15	3	16	4,830	9.97	48	48,426	2,187	2,643	45.28	54.72
9	30	15	4	17	4,828	9.97	49	48,426	2,505	2,323	51.88	48.12
12	2	15	4	17	4,828	9.97	50	48,426	2,446	2,382	50.66	49.34
10	15	15	5	16	4,826	9.97	51	48,426	2,117	2,709	43.87	56.13
11	4	15	4	17	4,826	9.97	52	48,426	2,457	2,369	50.91	49.09
8	26	15	4	17	4,825	9.96	53	48,426	2,440	2,385	50.57	49.43
12	4	15	6	17	4,822	9.96	54	48,426	2,562	2,260	53.13	46.87
10	9	15	6	16	4,821	9.96	55	48,426	2,285	2,536	47.40	52.60
11	24	15	3	16	4,817	9.95	56	48,426	2,239	2,578	46.48	53.52
11	20	15	6	16	4,816	9.95	57	48,426	2,283	2,533	47.40	52.60
9	28	15	2	16	4,813	9.94	58	48,426	2,163	2,650	44.94	55.06

MO	DY	YR	DAY OF WK	HR	HR VOL	PERCENT OF AADT	HOUR NUMBER	AADT	NORTH VOLUME	SOUTH VOLUME	PERCENT NORTH IS OF TOTAL VOLUME	PERCENT SOUTH IS OF TOTAL VOLUME
10	10	5	15	2	17	4,812	9.94	59	48,426	2,469	2,343	48.69
10	10	30	15	6	16	4,812	9.94	60	48,426	2,247	2,565	53.30
10	10	1	15	5	17	4,811	9.93	61	48,426	2,456	2,355	48.95
9	9	23	15	4	16	4,810	9.93	62	48,426	2,190	2,620	54.47
9	9	2	15	4	16	4,807	9.93	63	48,426	2,130	2,677	55.69
10	10	14	15	4	16	4,806	9.92	64	48,426	2,106	2,700	56.18
7	7	16	15	5	17	4,805	9.92	65	48,426	2,440	2,365	49.22
10	10	13	15	3	16	4,804	9.92	66	48,426	2,173	2,631	54.77
10	10	6	15	3	17	4,800	9.91	67	48,426	2,476	2,324	48.42
7	7	29	15	4	17	4,798	9.91	68	48,426	2,339	2,459	51.25
9	9	18	15	6	16	4,795	9.90	69	48,426	2,270	2,525	52.66
9	9	30	15	4	16	4,795	9.90	70	48,426	2,289	2,506	52.26
12	12	3	15	5	17	4,792	9.90	71	48,426	2,427	2,365	49.35
8	8	27	15	5	16	4,789	9.89	72	48,426	2,180	2,609	54.48
9	9	16	15	4	16	4,785	9.88	73	48,426	2,198	2,587	54.06
9	9	22	15	3	16	4,784	9.88	74	48,426	2,214	2,570	53.72
10	10	20	15	3	16	4,784	9.88	75	48,426	2,096	2,688	56.19
11	11	19	15	5	16	4,782	9.87	76	48,426	2,143	2,639	55.19
8	8	19	15	4	17	4,781	9.87	77	48,426	2,431	2,350	49.15
12	12	3	15	5	16	4,780	9.87	78	48,426	2,153	2,627	54.96
7	7	15	15	4	17	4,778	9.87	79	48,426	2,444	2,334	48.85
10	10	5	15	2	16	4,771	9.85	80	48,426	2,155	2,616	54.83
9	9	17	15	5	17	4,770	9.85	81	48,426	2,468	2,302	48.26
12	12	4	15	6	16	4,770	9.85	82	48,426	2,278	2,492	52.24
8	8	25	15	3	17	4,769	9.85	83	48,426	2,383	2,386	50.03
9	9	11	15	6	16	4,767	9.84	84	48,426	2,296	2,471	51.84
7	7	30	15	5	17	4,765	9.84	85	48,426	2,417	2,348	49.28
12	12	10	15	5	17	4,765	9.84	86	48,426	2,423	2,342	49.15
7	7	1	15	4	16	4,763	9.84	87	48,426	2,242	2,521	52.93
10	10	23	15	6	16	4,762	9.83	88	48,426	2,288	2,474	51.95
10	10	8	15	5	16	4,760	9.83	89	48,426	2,141	2,619	55.02
11	11	4	15	4	16	4,759	9.83	90	48,426	2,093	2,666	56.02
12	12	2	15	4	16	4,759	9.83	91	48,426	2,180	2,579	54.19
9	9	8	15	3	16	4,756	9.82	92	48,426	2,138	2,618	55.05
10	10	28	15	4	16	4,755	9.82	93	48,426	2,100	2,655	55.84
11	11	10	15	3	17	4,754	9.82	94	48,426	2,502	2,252	47.37
12	12	11	15	6	17	4,753	9.81	95	48,426	2,549	2,204	46.37
8	8	19	15	4	16	4,752	9.81	96	48,426	2,154	2,598	54.67
12	12	17	15	5	17	4,752	9.81	97	48,426	2,406	2,346	49.37
9	9	18	15	6	17	4,751	9.81	98	48,426	2,494	2,257	47.51
8	8	18	15	3	17	4,750	9.81	99	48,426	2,390	2,360	49.68
12	12	14	15	2	17	4,749	9.81	100	48,426	2,375	2,374	49.99
9	9	2	15	4	17	4,748	9.80	101	48,426	2,365	2,383	50.19
12	12	22	15	3	17	4,748	9.80	102	48,426	2,397	2,351	49.52
12	12	15	15	3	17	4,747	9.80	103	48,426	2,379	2,368	49.88

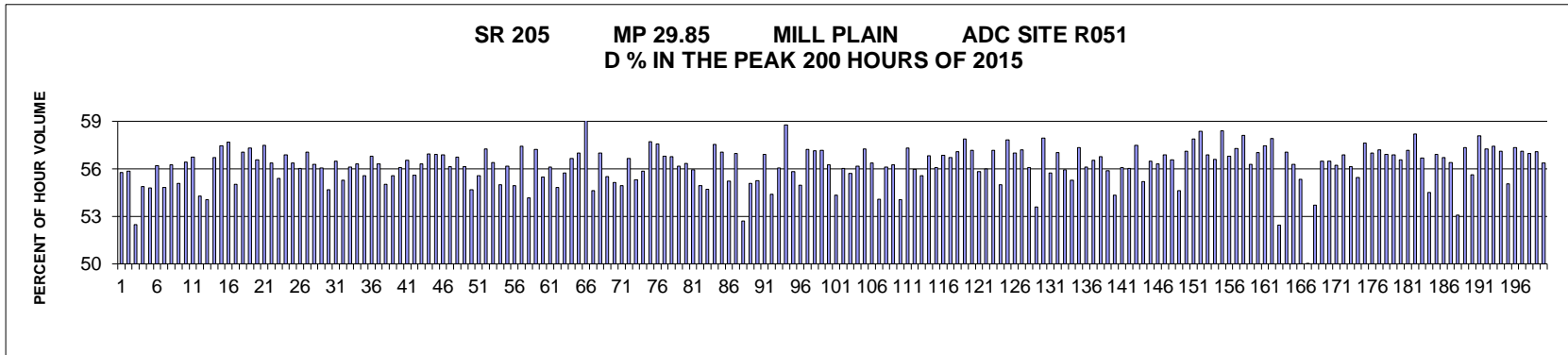
MO	DY	YR	DAY OF WK	HR	HR VOL	PERCENT OF AADT	HOUR NUMBER	AADT	NORTH VOLUME	SOUTH VOLUME	PERCENT NORTH IS OF TOTAL VOLUME	PERCENT SOUTH IS OF TOTAL VOLUME
7	2	15	5	16	4,746	9.80	104	48,426	2,346	2,400	49.43	50.57
9	4	15	6	16	4,746	9.80	105	48,426	2,328	2,418	49.05	50.95
9	25	15	6	16	4,746	9.80	106	48,426	2,285	2,461	48.15	51.85
11	10	15	3	16	4,745	9.80	107	48,426	2,151	2,594	45.33	54.67
9	16	15	4	17	4,744	9.80	108	48,426	2,421	2,323	51.03	48.97
12	18	15	6	17	4,742	9.79	109	48,426	2,497	2,245	52.66	47.34
8	27	15	5	17	4,741	9.79	110	48,426	2,363	2,378	49.84	50.16
8	5	15	4	17	4,739	9.79	111	48,426	2,396	2,343	50.56	49.44
10	19	15	2	17	4,739	9.79	112	48,426	2,412	2,327	50.90	49.10
10	6	15	3	16	4,735	9.78	113	48,426	2,060	2,675	43.51	56.49
7	7	15	3	16	4,732	9.77	114	48,426	2,150	2,582	45.44	54.56
12	9	15	4	16	4,731	9.77	115	48,426	2,143	2,588	45.30	54.70
8	11	15	3	17	4,726	9.76	116	48,426	2,358	2,368	49.89	50.11
9	14	15	2	17	4,723	9.75	117	48,426	2,357	2,366	49.90	50.10
11	23	15	2	16	4,723	9.75	118	48,426	2,135	2,588	45.20	54.80
10	22	15	5	16	4,720	9.75	119	48,426	2,028	2,692	42.97	57.03
8	6	15	5	16	4,718	9.74	120	48,426	2,137	2,581	45.29	54.71
10	27	15	3	16	4,717	9.74	121	48,426	2,089	2,628	44.29	55.71
11	6	15	6	17	4,717	9.74	122	48,426	2,462	2,255	52.19	47.81
8	24	15	2	17	4,716	9.74	123	48,426	2,377	2,339	50.40	49.60
7	28	15	3	17	4,715	9.74	124	48,426	2,338	2,377	49.59	50.41
12	14	15	2	16	4,715	9.74	125	48,426	2,040	2,675	43.27	56.73
10	19	15	2	16	4,713	9.73	126	48,426	2,060	2,653	43.71	56.29
7	16	15	5	16	4,712	9.73	127	48,426	2,104	2,608	44.65	55.35
8	12	15	4	17	4,711	9.73	128	48,426	2,398	2,313	50.90	49.10
8	13	15	5	16	4,710	9.73	129	48,426	2,109	2,601	44.78	55.22
11	9	15	2	17	4,710	9.73	130	48,426	2,412	2,298	51.21	48.79
2	10	15	3	17	4,709	9.72	131	48,426	2,462	2,247	52.28	47.72
12	22	15	3	16	4,709	9.72	132	48,426	2,209	2,500	46.91	53.09
7	30	15	5	16	4,706	9.72	133	48,426	2,160	2,546	45.90	54.10
7	23	15	5	16	4,704	9.71	134	48,426	2,084	2,620	44.30	55.70
9	9	15	4	17	4,703	9.71	135	48,426	2,301	2,402	48.93	51.07
7	7	15	3	17	4,701	9.71	136	48,426	2,348	2,353	49.95	50.05
10	30	15	6	17	4,699	9.70	137	48,426	2,483	2,216	52.84	47.16
11	30	15	2	16	4,699	9.70	138	48,426	2,039	2,660	43.39	56.61
7	8	15	4	16	4,698	9.70	139	48,426	2,134	2,564	45.42	54.58
10	21	15	4	16	4,692	9.69	140	48,426	2,049	2,643	43.67	56.33
9	17	15	5	16	4,691	9.69	141	48,426	2,101	2,590	44.79	55.21
8	20	15	5	17	4,690	9.68	142	48,426	2,388	2,302	50.92	49.08
6	3	15	4	17	4,689	9.68	143	48,426	2,394	2,295	51.06	48.94
8	4	15	3	16	4,688	9.68	144	48,426	2,125	2,563	45.33	54.67
8	4	15	3	17	4,679	9.66	145	48,426	2,316	2,363	49.50	50.50
10	29	15	5	16	4,678	9.66	146	48,426	2,095	2,583	44.78	55.22
11	2	15	2	16	4,677	9.66	147	48,426	2,092	2,585	44.73	55.27
5	28	15	5	17	4,674	9.65	148	48,426	2,436	2,238	52.12	47.88

MO	DY	YR	DAY OF WK	HR	HR VOL	PERCENT OF AADT	HOUR NUMBER	AADT	NORTH VOLUME	SOUTH VOLUME	PERCENT NORTH IS OF TOTAL VOLUME	PERCENT SOUTH IS OF TOTAL VOLUME
6	4	15	5	17	4,674	9.65	149	48,426	2,408	2,266	51.52	48.48
6	18	15	5	17	4,673	9.65	150	48,426	2,354	2,319	50.37	49.63
7	9	15	5	16	4,672	9.65	151	48,426	2,065	2,607	44.20	55.80
5	20	15	4	17	4,666	9.64	152	48,426	2,371	2,295	50.81	49.19
9	1	15	3	16	4,666	9.64	153	48,426	2,036	2,630	43.63	56.37
11	2	15	2	17	4,665	9.63	154	48,426	2,333	2,332	50.01	49.99
10	7	15	4	17	4,661	9.62	155	48,426	2,379	2,282	51.04	48.96
7	8	15	4	17	4,658	9.62	156	48,426	2,386	2,272	51.22	48.78
9	21	15	2	16	4,657	9.62	157	48,426	2,065	2,592	44.34	55.66
11	25	15	4	16	4,656	9.61	158	48,426	2,222	2,434	47.72	52.28
12	17	15	5	16	4,655	9.61	159	48,426	2,116	2,539	45.46	54.54
12	23	15	4	16	4,650	9.60	160	48,426	2,201	2,449	47.33	52.67
11	23	15	2	17	4,646	9.59	161	48,426	2,356	2,290	50.71	49.29
9	25	15	6	17	4,645	9.59	162	48,426	2,446	2,199	52.66	47.34
8	10	15	2	16	4,644	9.59	163	48,426	2,048	2,596	44.10	55.90
6	5	15	6	16	4,643	9.59	164	48,426	2,327	2,316	50.12	49.88
8	12	15	4	16	4,642	9.59	165	48,426	2,145	2,497	46.21	53.79
10	2	15	6	17	4,641	9.58	166	48,426	2,449	2,192	52.77	47.23
11	12	15	5	16	4,641	9.58	167	48,426	2,049	2,592	44.15	55.85
10	7	15	4	16	4,640	9.58	168	48,426	2,071	2,569	44.63	55.37
10	23	15	6	17	4,639	9.58	169	48,426	2,481	2,158	53.48	46.52
9	28	15	2	17	4,636	9.57	170	48,426	2,385	2,251	51.45	48.55
5	19	15	3	17	4,635	9.57	171	48,426	2,423	2,212	52.28	47.72
6	30	15	3	17	4,635	9.57	172	48,426	2,332	2,303	50.31	49.69
7	31	15	6	16	4,634	9.57	173	48,426	2,277	2,357	49.14	50.86
11	30	15	2	17	4,632	9.57	174	48,426	2,290	2,342	49.44	50.56
2	11	15	4	17	4,629	9.56	175	48,426	2,493	2,136	53.86	46.14
9	23	15	4	17	4,626	9.55	176	48,426	2,438	2,188	52.70	47.30
5	15	15	6	16	4,624	9.55	177	48,426	2,175	2,449	47.04	52.96
7	14	15	3	17	4,622	9.54	178	48,426	2,292	2,330	49.59	50.41
7	22	15	4	17	4,616	9.53	179	48,426	2,302	2,314	49.87	50.13
6	16	15	3	17	4,613	9.53	180	48,426	2,348	2,265	50.90	49.10
7	23	15	5	17	4,613	9.53	181	48,426	2,345	2,268	50.83	49.17
12	7	15	2	16	4,613	9.53	182	48,426	2,086	2,527	45.22	54.78
8	5	15	4	16	4,609	9.52	183	48,426	2,088	2,521	45.30	54.70
8	20	15	5	16	4,607	9.51	184	48,426	2,053	2,554	44.56	55.44
9	21	15	2	17	4,607	9.51	185	48,426	2,328	2,279	50.53	49.47
11	3	15	3	16	4,607	9.51	186	48,426	1,968	2,639	42.72	57.28
8	18	15	3	16	4,605	9.51	187	48,426	2,056	2,549	44.65	55.35
5	1	15	6	16	4,600	9.50	188	48,426	2,114	2,486	45.96	54.04
8	31	15	2	17	4,596	9.49	189	48,426	2,309	2,287	50.24	49.76
11	5	15	5	16	4,593	9.48	190	48,426	1,993	2,600	43.39	56.61
11	16	15	2	16	4,593	9.48	191	48,426	2,034	2,559	44.28	55.72
12	10	15	5	16	4,592	9.48	192	48,426	2,093	2,499	45.58	54.42
7	21	15	3	17	4,591	9.48	193	48,426	2,282	2,309	49.71	50.29

MO	DY	YR	DAY OF WK	HR	HR VOL	PERCENT OF AADT	HOUR NUMBER	AADT	NORTH VOLUME	SOUTH VOLUME	PERCENT NORTH IS OF TOTAL VOLUME	PERCENT SOUTH IS OF TOTAL VOLUME	
	7	2	15	5	17	4,590	9.48	194	48,426	2,467	2,123	53.75	46.25
	6	23	15	3	17	4,589	9.48	195	48,426	2,313	2,276	50.40	49.60
	12	8	15	3	17	4,589	9.48	196	48,426	2,347	2,242	51.14	48.86
	6	2	15	3	16	4,587	9.47	197	48,426	2,121	2,466	46.24	53.76
	12	8	15	3	16	4,587	9.47	198	48,426	2,065	2,522	45.02	54.98
	7	13	15	2	16	4,585	9.47	199	48,426	2,032	2,553	44.32	55.68
	9	11	15	6	17	4,583	9.46	200	48,426	2,501	2,082	54.57	45.43



AADT= 117686 K 30 FACTOR= 8.16 K 100 FACTOR= 8.01 K 200 FACTOR= 7.9 D 30 FACTOR= 54.67



MO	DY	YR	DAY OF WK	HR	HR VOL	PERCENT OF AADT	HOUR NUMBER	AADT	NORTH VOLUME	SOUTH VOLUME	PERCENT NORTH IS OF TOTAL VOLUME	PERCENT SOUTH IS OF TOTAL VOLUME
10	16	15	6	16	9,877	8.39	1	117,686	5,509	4,368	55.78	44.22
10	2	15	6	17	9,872	8.39	2	117,686	5,514	4,358	55.85	44.15
7	17	15	6	18	9,848	8.37	3	117,686	5,169	4,679	52.49	47.51
6	5	15	6	16	9,816	8.34	4	117,686	5,387	4,429	54.88	45.12
12	18	15	6	16	9,811	8.34	5	117,686	5,375	4,436	54.79	45.21
9	25	15	6	16	9,758	8.29	6	117,686	5,484	4,274	56.20	43.80
9	11	15	6	16	9,746	8.28	7	117,686	5,342	4,404	54.81	45.19
8	24	15	2	17	9,731	8.27	8	117,686	5,474	4,257	56.25	43.75
11	6	15	6	17	9,700	8.24	9	117,686	5,343	4,357	55.08	44.92
8	13	15	5	17	9,690	8.23	10	117,686	5,467	4,223	56.42	43.58
5	21	15	5	17	9,689	8.23	11	117,686	5,497	4,192	56.73	43.27
4	17	15	6	16	9,687	8.23	12	117,686	5,257	4,430	54.27	45.73
9	18	15	6	16	9,673	8.22	13	117,686	5,229	4,444	54.06	45.94

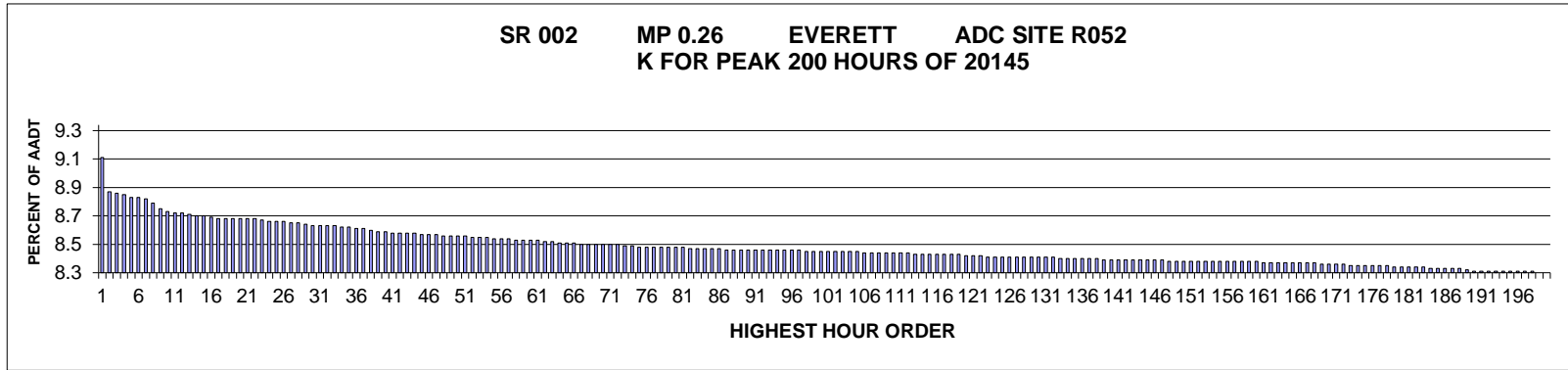
MO	DY	YR	DAY OF WK	HR	HR VOL	PERCENT OF AADT	HOUR NUMBER	AADT	NORTH VOLUME	SOUTH VOLUME	PERCENT NORTH IS OF TOTAL VOLUME	PERCENT SOUTH IS OF TOTAL VOLUME
12	4	15	6	16	9,672	8.22	14	117,686	5,486	4,186	56.72	43.28
9	15	15	3	17	9,671	8.22	15	117,686	5,556	4,115	57.45	42.55
5	15	15	6	17	9,667	8.21	16	117,686	5,577	4,090	57.69	42.31
5	15	15	6	16	9,664	8.21	17	117,686	5,316	4,348	55.01	44.99
9	16	15	4	17	9,660	8.21	18	117,686	5,510	4,150	57.04	42.96
11	5	15	5	16	9,656	8.20	19	117,686	5,534	4,122	57.31	42.69
10	9	15	6	16	9,640	8.19	20	117,686	5,454	4,186	56.58	43.42
9	1	15	3	17	9,627	8.18	21	117,686	5,533	4,094	57.47	42.53
8	27	15	5	17	9,625	8.18	22	117,686	5,426	4,199	56.37	43.63
10	2	15	6	16	9,625	8.18	23	117,686	5,332	4,293	55.40	44.60
10	23	15	6	16	9,625	8.18	24	117,686	5,475	4,150	56.88	43.12
10	8	15	5	17	9,624	8.18	25	117,686	5,425	4,199	56.37	43.63
5	8	15	6	17	9,623	8.18	26	117,686	5,392	4,231	56.03	43.97
4	16	15	5	17	9,614	8.17	27	117,686	5,486	4,128	57.06	42.94
11	20	15	6	17	9,614	8.17	28	117,686	5,411	4,203	56.28	43.72
6	19	15	6	16	9,610	8.17	29	117,686	5,385	4,225	56.04	43.96
9	18	15	6	17	9,609	8.16	30	117,686	5,253	4,356	54.67	45.33
7	10	15	6	16	9,608	8.16	31	117,686	5,426	4,182	56.47	43.53
6	10	15	4	17	9,590	8.15	32	117,686	5,300	4,290	55.27	44.73
4	24	15	6	16	9,589	8.15	33	117,686	5,379	4,210	56.10	43.90
9	15	15	3	18	9,586	8.15	34	117,686	5,397	4,189	56.30	43.70
10	23	15	6	18	9,580	8.14	35	117,686	5,325	4,255	55.58	44.42
10	9	15	6	17	9,568	8.13	36	117,686	5,434	4,134	56.79	43.21
10	16	15	6	17	9,567	8.13	37	117,686	5,388	4,179	56.32	43.68
5	8	15	6	16	9,555	8.12	38	117,686	5,258	4,297	55.03	44.97
12	18	15	6	15	9,553	8.12	39	117,686	5,310	4,243	55.58	44.42
10	16	15	6	18	9,550	8.11	40	117,686	5,355	4,195	56.07	43.93
8	26	15	4	17	9,549	8.11	41	117,686	5,399	4,150	56.54	43.46
6	11	15	5	16	9,546	8.11	42	117,686	5,307	4,239	55.59	44.41
6	11	15	5	17	9,541	8.11	43	117,686	5,373	4,168	56.31	43.69
10	1	15	5	17	9,537	8.10	44	117,686	5,430	4,107	56.94	43.06
9	14	15	2	17	9,536	8.10	45	117,686	5,426	4,110	56.90	43.10
8	10	15	2	17	9,535	8.10	46	117,686	5,423	4,112	56.87	43.13
10	28	15	4	17	9,535	8.10	47	117,686	5,354	4,181	56.15	43.85
5	1	15	6	17	9,528	8.10	48	117,686	5,406	4,122	56.74	43.26
8	13	15	5	18	9,524	8.09	49	117,686	5,348	4,176	56.15	43.85
9	11	15	6	17	9,524	8.09	50	117,686	5,208	4,316	54.68	45.32
5	28	15	5	16	9,523	8.09	51	117,686	5,292	4,231	55.57	44.43
8	25	15	3	17	9,521	8.09	52	117,686	5,450	4,071	57.24	42.76
9	2	15	4	18	9,520	8.09	53	117,686	5,369	4,151	56.40	43.60
10	30	15	6	16	9,518	8.09	54	117,686	5,234	4,284	54.99	45.01
4	2	15	5	18	9,516	8.09	55	117,686	5,346	4,170	56.18	43.82
8	28	15	6	16	9,514	8.08	56	117,686	5,226	4,288	54.93	45.07
4	30	15	5	17	9,512	8.08	57	117,686	5,462	4,050	57.42	42.58
4	17	15	6	17	9,509	8.08	58	117,686	5,149	4,360	54.15	45.85

MO	DY	YR	DAY OF WK	HR	HR VOL	PERCENT OF AADT	HOUR NUMBER	AADT	NORTH VOLUME	SOUTH VOLUME	PERCENT NORTH IS OF TOTAL VOLUME	PERCENT SOUTH IS OF TOTAL VOLUME
11	10	15	3	17	9,505	8.08	59	117,686	5,440	4,065	57.23	42.77
8	21	15	6	16	9,504	8.08	60	117,686	5,273	4,231	55.48	44.52
6	4	15	5	17	9,501	8.07	61	117,686	5,330	4,171	56.10	43.90
11	25	15	4	15	9,500	8.07	62	117,686	5,209	4,291	54.83	45.17
10	8	15	5	18	9,497	8.07	63	117,686	5,295	4,202	55.75	44.25
8	20	15	5	18	9,492	8.07	64	117,686	5,378	4,114	56.66	43.34
10	27	15	3	17	9,492	8.07	65	117,686	5,410	4,082	57.00	43.00
5	18	15	2	17	9,490	8.06	66	117,686	5,647	3,843	59.50	40.50
5	22	15	6	16	9,490	8.06	67	117,686	5,184	4,306	54.63	45.37
7	24	15	6	16	9,490	8.06	68	117,686	5,410	4,080	57.01	42.99
8	6	15	5	17	9,487	8.06	69	117,686	5,267	4,220	55.52	44.48
7	23	15	5	18	9,486	8.06	70	117,686	5,232	4,254	55.15	44.85
8	20	15	5	17	9,483	8.06	71	117,686	5,210	4,273	54.94	45.06
9	23	15	4	17	9,483	8.06	72	117,686	5,371	4,112	56.64	43.36
8	21	15	6	18	9,482	8.06	73	117,686	5,245	4,237	55.32	44.68
9	24	15	5	18	9,482	8.06	74	117,686	5,297	4,185	55.86	44.14
6	3	15	4	17	9,479	8.05	75	117,686	5,471	4,008	57.72	42.28
9	2	15	4	17	9,474	8.05	76	117,686	5,455	4,019	57.58	42.42
10	27	15	3	18	9,474	8.05	77	117,686	5,382	4,092	56.81	43.19
4	10	15	6	16	9,468	8.05	78	117,686	5,374	4,094	56.76	43.24
6	19	15	6	17	9,462	8.04	79	117,686	5,315	4,147	56.17	43.83
9	10	15	5	17	9,460	8.04	80	117,686	5,329	4,131	56.33	43.67
10	29	15	5	17	9,459	8.04	81	117,686	5,290	4,169	55.93	44.07
5	28	15	5	17	9,457	8.04	82	117,686	5,197	4,260	54.95	45.05
8	21	15	6	17	9,456	8.03	83	117,686	5,172	4,284	54.70	45.30
5	27	15	4	17	9,454	8.03	84	117,686	5,439	4,015	57.53	42.47
9	24	15	5	16	9,453	8.03	85	117,686	5,394	4,059	57.06	42.94
5	22	15	6	15	9,452	8.03	86	117,686	5,219	4,233	55.22	44.78
10	1	15	5	16	9,450	8.03	87	117,686	5,384	4,066	56.97	43.03
6	19	15	6	15	9,448	8.03	88	117,686	4,979	4,469	52.70	47.30
6	19	15	6	18	9,448	8.03	89	117,686	5,203	4,245	55.07	44.93
7	23	15	5	17	9,442	8.02	90	117,686	5,218	4,224	55.26	44.74
10	22	15	5	17	9,440	8.02	91	117,686	5,371	4,069	56.90	43.10
5	29	15	6	16	9,439	8.02	92	117,686	5,135	4,304	54.40	45.60
5	29	15	6	17	9,439	8.02	93	117,686	5,290	4,149	56.04	43.96
5	19	15	3	17	9,434	8.02	94	117,686	5,544	3,890	58.77	41.23
9	25	15	6	18	9,429	8.01	95	117,686	5,263	4,166	55.82	44.18
12	4	15	6	17	9,429	8.01	96	117,686	5,183	4,246	54.97	45.03
11	24	15	3	17	9,428	8.01	97	117,686	5,395	4,033	57.22	42.78
4	2	15	5	17	9,426	8.01	98	117,686	5,387	4,039	57.15	42.85
5	1	15	6	16	9,426	8.01	99	117,686	5,388	4,038	57.16	42.84
5	28	15	5	18	9,426	8.01	100	117,686	5,302	4,124	56.25	43.75
7	9	15	5	18	9,426	8.01	101	117,686	5,121	4,305	54.33	45.67
8	27	15	5	18	9,424	8.01	102	117,686	5,278	4,146	56.01	43.99
5	21	15	5	16	9,423	8.01	103	117,686	5,249	4,174	55.70	44.30

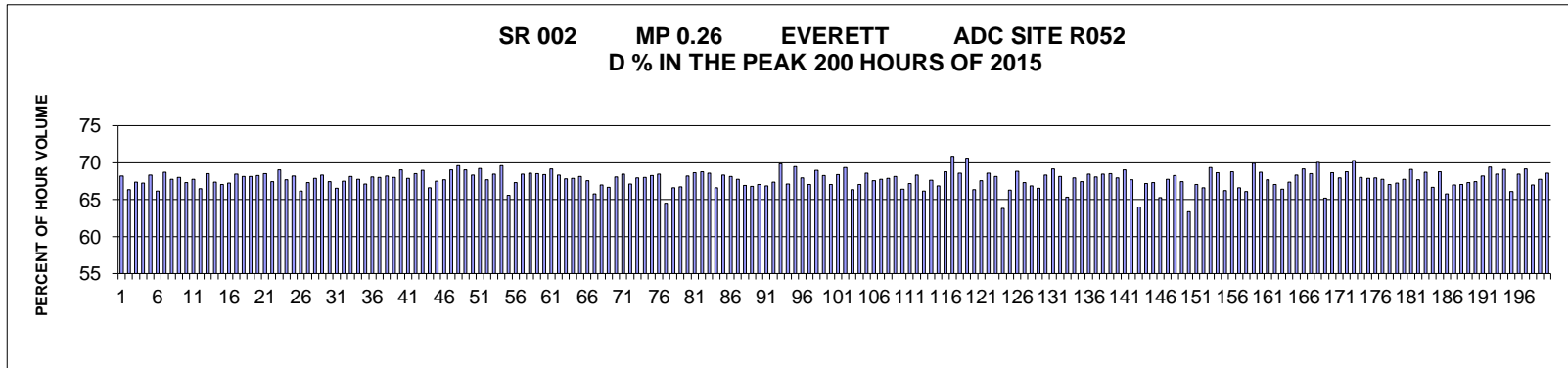
MO	DY	YR	DAY OF WK	HR	HR VOL	PERCENT OF AADT	HOUR NUMBER	AADT	NORTH VOLUME	SOUTH VOLUME	PERCENT NORTH IS OF TOTAL VOLUME	PERCENT SOUTH IS OF TOTAL VOLUME
8	27	15	5	16	9,422	8.01	104	117,686	5,293	4,129	56.18	43.82
9	16	15	4	16	9,422	8.01	105	117,686	5,395	4,027	57.26	42.74
6	9	15	3	17	9,421	8.01	106	117,686	5,312	4,109	56.38	43.62
4	3	15	6	16	9,419	8.00	107	117,686	5,095	4,324	54.09	45.91
9	30	15	4	17	9,419	8.00	108	117,686	5,286	4,133	56.12	43.88
8	25	15	3	18	9,418	8.00	109	117,686	5,298	4,120	56.25	43.75
9	4	15	6	16	9,417	8.00	110	117,686	5,089	4,328	54.04	45.96
10	23	15	6	17	9,417	8.00	111	117,686	5,396	4,021	57.30	42.70
6	10	15	4	16	9,415	8.00	112	117,686	5,270	4,145	55.97	44.03
10	15	15	5	18	9,415	8.00	113	117,686	5,233	4,182	55.58	44.42
9	3	15	5	18	9,413	8.00	114	117,686	5,349	4,064	56.83	43.17
8	7	15	6	17	9,412	8.00	115	117,686	5,279	4,133	56.09	43.91
10	7	15	4	17	9,412	8.00	116	117,686	5,350	4,062	56.84	43.16
4	16	15	5	16	9,411	8.00	117	117,686	5,338	4,073	56.72	43.28
10	21	15	4	18	9,411	8.00	118	117,686	5,371	4,040	57.07	42.93
5	6	15	4	17	9,410	8.00	119	117,686	5,447	3,963	57.89	42.11
4	21	15	3	17	9,408	7.99	120	117,686	5,379	4,029	57.17	42.83
9	3	15	5	17	9,405	7.99	121	117,686	5,251	4,154	55.83	44.17
4	2	15	5	16	9,402	7.99	122	117,686	5,264	4,138	55.99	44.01
4	15	15	4	16	9,398	7.99	123	117,686	5,372	4,026	57.16	42.84
8	6	15	5	16	9,396	7.98	124	117,686	5,168	4,228	55.00	45.00
10	30	15	6	17	9,396	7.98	125	117,686	5,434	3,962	57.83	42.17
5	6	15	4	18	9,395	7.98	126	117,686	5,355	4,040	57.00	43.00
5	14	15	5	17	9,393	7.98	127	117,686	5,374	4,019	57.21	42.79
8	4	15	3	18	9,392	7.98	128	117,686	5,266	4,126	56.07	43.93
8	7	15	6	15	9,392	7.98	129	117,686	5,032	4,360	53.58	46.42
10	19	15	2	17	9,387	7.98	130	117,686	5,439	3,948	57.94	42.06
11	4	15	4	17	9,386	7.98	131	117,686	5,232	4,154	55.74	44.26
10	6	15	3	17	9,384	7.97	132	117,686	5,351	4,033	57.02	42.98
9	24	15	5	17	9,382	7.97	133	117,686	5,248	4,134	55.94	44.06
11	20	15	6	16	9,382	7.97	134	117,686	5,186	4,196	55.28	44.72
5	20	15	4	17	9,381	7.97	135	117,686	5,378	4,003	57.33	42.67
8	13	15	5	16	9,380	7.97	136	117,686	5,263	4,117	56.11	43.89
7	24	15	6	18	9,375	7.97	137	117,686	5,302	4,073	56.55	43.45
10	20	15	3	17	9,374	7.97	138	117,686	5,322	4,052	56.77	43.23
4	30	15	5	18	9,373	7.96	139	117,686	5,237	4,136	55.87	44.13
8	21	15	6	15	9,373	7.96	140	117,686	5,092	4,281	54.33	45.67
8	10	15	2	16	9,372	7.96	141	117,686	5,255	4,117	56.07	43.93
8	11	15	3	17	9,372	7.96	142	117,686	5,251	4,121	56.03	43.97
5	7	15	5	17	9,371	7.96	143	117,686	5,386	3,985	57.48	42.52
9	18	15	6	18	9,371	7.96	144	117,686	5,173	4,198	55.20	44.80
6	11	15	5	18	9,370	7.96	145	117,686	5,292	4,078	56.48	43.52
12	21	15	2	16	9,370	7.96	146	117,686	5,275	4,095	56.30	43.70
6	17	15	4	18	9,369	7.96	147	117,686	5,329	4,040	56.88	43.12
9	8	15	3	17	9,368	7.96	148	117,686	5,299	4,069	56.56	43.44

MO	DY	YR	DAY OF WK	HR	HR VOL	PERCENT OF AADT	HOUR NUMBER	AADT	NORTH VOLUME	SOUTH VOLUME	PERCENT NORTH IS OF TOTAL VOLUME	PERCENT SOUTH IS OF TOTAL VOLUME
4	3	15	6	17	9,367	7.96	149	117,686	5,116	4,251	54.62	45.38
6	4	15	5	18	9,367	7.96	150	117,686	5,350	4,017	57.12	42.88
10	5	15	2	17	9,362	7.96	151	117,686	5,418	3,944	57.87	42.13
10	26	15	2	17	9,362	7.96	152	117,686	5,466	3,896	58.38	41.62
8	20	15	5	16	9,357	7.95	153	117,686	5,321	4,036	56.87	43.13
9	10	15	5	18	9,357	7.95	154	117,686	5,296	4,061	56.60	43.40
5	11	15	2	17	9,356	7.95	155	117,686	5,465	3,891	58.41	41.59
8	26	15	4	16	9,354	7.95	156	117,686	5,312	4,042	56.79	43.21
4	29	15	4	18	9,353	7.95	157	117,686	5,358	3,995	57.29	42.71
5	7	15	5	16	9,353	7.95	158	117,686	5,436	3,917	58.12	41.88
8	10	15	2	18	9,353	7.95	159	117,686	5,265	4,088	56.29	43.71
9	9	15	4	17	9,352	7.95	160	117,686	5,333	4,019	57.03	42.97
4	22	15	4	17	9,351	7.95	161	117,686	5,371	3,980	57.44	42.56
8	31	15	2	16	9,351	7.95	162	117,686	5,415	3,936	57.91	42.09
6	12	15	6	15	9,347	7.94	163	117,686	4,903	4,444	52.46	47.54
11	24	15	3	16	9,347	7.94	164	117,686	5,333	4,014	57.06	42.94
8	5	15	4	17	9,345	7.94	165	117,686	5,258	4,087	56.27	43.73
9	25	15	6	15	9,343	7.94	166	117,686	5,170	4,173	55.34	44.66
9	25	15	6	14	9,342	7.94	167	117,686	4,673	4,669	50.02	49.98
8	7	15	6	16	9,337	7.93	168	117,686	5,014	4,323	53.70	46.30
5	15	15	6	18	9,335	7.93	169	117,686	5,272	4,063	56.48	43.52
7	21	15	3	17	9,335	7.93	170	117,686	5,273	4,062	56.49	43.51
10	1	15	5	18	9,335	7.93	171	117,686	5,248	4,087	56.22	43.78
6	22	15	2	16	9,333	7.93	172	117,686	5,309	4,024	56.88	43.12
8	11	15	3	18	9,332	7.93	173	117,686	5,238	4,094	56.13	43.87
12	16	15	4	17	9,332	7.93	174	117,686	5,174	4,158	55.44	44.56
10	6	15	3	18	9,330	7.93	175	117,686	5,377	3,953	57.63	42.37
10	20	15	3	18	9,330	7.93	176	117,686	5,319	4,011	57.01	42.99
6	23	15	3	18	9,327	7.93	177	117,686	5,336	3,991	57.21	42.79
11	10	15	3	18	9,326	7.92	178	117,686	5,307	4,019	56.91	43.09
5	14	15	5	16	9,323	7.92	179	117,686	5,304	4,019	56.89	43.11
4	20	15	2	17	9,321	7.92	180	117,686	5,272	4,049	56.56	43.44
4	9	15	5	17	9,320	7.92	181	117,686	5,329	3,991	57.18	42.82
9	1	15	3	16	9,318	7.92	182	117,686	5,423	3,895	58.20	41.80
6	18	15	5	17	9,317	7.92	183	117,686	5,280	4,037	56.67	43.33
6	12	15	6	16	9,316	7.92	184	117,686	5,079	4,237	54.52	45.48
10	7	15	4	18	9,316	7.92	185	117,686	5,301	4,015	56.90	43.10
12	16	15	4	16	9,316	7.92	186	117,686	5,283	4,033	56.71	43.29
6	17	15	4	17	9,315	7.92	187	117,686	5,253	4,062	56.39	43.61
10	2	15	6	18	9,315	7.92	188	117,686	4,945	4,370	53.09	46.91
11	10	15	3	16	9,313	7.91	189	117,686	5,341	3,972	57.35	42.65
8	5	15	4	18	9,310	7.91	190	117,686	5,179	4,131	55.63	44.37
5	12	15	3	17	9,309	7.91	191	117,686	5,407	3,902	58.08	41.92
7	15	15	4	17	9,306	7.91	192	117,686	5,328	3,978	57.25	42.75
9	21	15	2	17	9,305	7.91	193	117,686	5,343	3,962	57.42	42.58

MO	DY	YR	DAY OF WK	HR	HR VOL	PERCENT OF AADT	HOUR NUMBER	AADT	NORTH VOLUME	SOUTH VOLUME	PERCENT NORTH IS OF TOTAL VOLUME	PERCENT SOUTH IS OF TOTAL VOLUME
4	22	15	4	18	9,304	7.91	194	117,686	5,313	3,991	57.10	42.90
9	11	15	6	15	9,304	7.91	195	117,686	5,121	4,183	55.04	44.96
6	30	15	3	16	9,303	7.90	196	117,686	5,334	3,969	57.34	42.66
7	17	15	6	16	9,303	7.90	197	117,686	5,314	3,989	57.12	42.88
4	15	15	4	17	9,302	7.90	198	117,686	5,298	4,004	56.96	43.04
6	15	15	2	17	9,302	7.90	199	117,686	5,309	3,993	57.07	42.93
6	24	15	4	17	9,302	7.90	200	117,686	5,244	4,058	56.37	43.63



AADT= 78176 K 30 FACTOR= 8.59 K 100 FACTOR= 8.41 K 200 FACTOR= 8.26 D 30 FACTOR= 67.45



MO	DY	YR	DAY OF WK	HR	HR VOL	PERCENT OF AADT	HOUR NUMBER	AADT	EAST VOLUME	WEST VOLUME	PERCENT EAST IS OF TOTAL VOLUME	PERCENT WEST IS OF TOTAL VOLUME
10	22	15	5	17	7,092	9.07	1	78,176	4,836	2,256	68.19	31.81
10	16	15	6	17	6,905	8.83	2	78,176	4,580	2,325	66.33	33.67
11	5	15	5	17	6,892	8.82	3	78,176	4,641	2,251	67.34	32.66
11	10	15	3	17	6,887	8.81	4	78,176	4,630	2,257	67.23	32.77
10	15	15	5	17	6,873	8.79	5	78,176	4,697	2,176	68.34	31.66
7	28	15	3	17	6,871	8.79	6	78,176	4,548	2,323	66.19	33.81
10	14	15	4	17	6,861	8.78	7	78,176	4,713	2,148	68.69	31.31
9	24	15	5	17	6,837	8.75	8	78,176	4,632	2,205	67.75	32.25
10	29	15	5	17	6,807	8.71	9	78,176	4,629	2,178	68.00	32.00
10	13	15	3	17	6,790	8.69	10	78,176	4,570	2,220	67.30	32.70
1	22	15	5	17	6,789	8.68	11	78,176	4,600	2,189	67.76	32.24
12	10	15	5	17	6,783	8.68	12	78,176	4,509	2,274	66.48	33.52
10	27	15	3	17	6,780	8.67	13	78,176	4,645	2,135	68.51	31.49

MO	DY	YR	DAY OF WK	HR	HR VOL	PERCENT OF AADT	HOUR NUMBER	AADT	EAST VOLUME	WEST VOLUME	PERCENT EAST IS OF TOTAL VOLUME	PERCENT WEST IS OF TOTAL VOLUME
10	8	15	5	17	6,773	8.66	14	78,176	4,561	2,212	67.34	32.66
12	2	15	4	17	6,769	8.66	15	78,176	4,539	2,230	67.06	32.94
11	4	15	4	17	6,765	8.65	16	78,176	4,550	2,215	67.26	32.74
5	20	15	4	17	6,757	8.64	17	78,176	4,627	2,130	68.48	31.52
4	30	15	5	17	6,755	8.64	18	78,176	4,604	2,151	68.16	31.84
10	6	15	3	17	6,755	8.64	19	78,176	4,601	2,154	68.11	31.89
5	27	15	4	17	6,754	8.64	20	78,176	4,610	2,144	68.26	31.74
8	27	15	5	17	6,754	8.64	21	78,176	4,626	2,128	68.49	31.51
1	22	15	5	18	6,752	8.64	22	78,176	4,552	2,200	67.42	32.58
10	5	15	2	17	6,749	8.63	23	78,176	4,657	2,092	69.00	31.00
11	12	15	5	17	6,738	8.62	24	78,176	4,559	2,179	67.66	32.34
9	3	15	5	17	6,737	8.62	25	78,176	4,593	2,144	68.18	31.82
1	29	15	5	17	6,736	8.62	26	78,176	4,458	2,278	66.18	33.82
7	29	15	4	17	6,734	8.61	27	78,176	4,531	2,203	67.29	32.71
11	3	15	3	17	6,731	8.61	28	78,176	4,570	2,161	67.89	32.11
10	20	15	3	17	6,725	8.60	29	78,176	4,594	2,131	68.31	31.69
5	14	15	5	17	6,718	8.59	30	78,176	4,531	2,187	67.45	32.55
12	11	15	6	17	6,717	8.59	31	78,176	4,469	2,248	66.53	33.47
10	15	15	5	18	6,715	8.59	32	78,176	4,534	2,181	67.52	32.48
10	21	15	4	17	6,715	8.59	33	78,176	4,576	2,139	68.15	31.85
12	1	15	3	17	6,711	8.58	34	78,176	4,549	2,162	67.78	32.22
7	7	15	3	18	6,705	8.58	35	78,176	4,502	2,203	67.14	32.86
5	28	15	5	17	6,703	8.57	36	78,176	4,561	2,142	68.04	31.96
4	22	15	4	17	6,696	8.57	37	78,176	4,555	2,141	68.03	31.97
10	1	15	5	17	6,691	8.56	38	78,176	4,564	2,127	68.21	31.79
11	24	15	3	17	6,687	8.55	39	78,176	4,547	2,140	68.00	32.00
4	14	15	3	17	6,683	8.55	40	78,176	4,613	2,070	69.03	30.97
7	15	15	4	18	6,680	8.54	41	78,176	4,534	2,146	67.87	32.13
9	11	15	6	17	6,678	8.54	42	78,176	4,574	2,104	68.49	31.51
3	18	15	4	17	6,677	8.54	43	78,176	4,604	2,073	68.95	31.05
10	23	15	6	17	6,673	8.54	44	78,176	4,446	2,227	66.63	33.37
1	21	15	4	17	6,668	8.53	45	78,176	4,502	2,166	67.52	32.48
10	2	15	6	17	6,668	8.53	46	78,176	4,515	2,153	67.71	32.29
3	10	15	3	17	6,666	8.53	47	78,176	4,602	2,064	69.04	30.96
5	12	15	3	17	6,664	8.52	48	78,176	4,637	2,027	69.58	30.42
9	22	15	3	17	6,664	8.52	49	78,176	4,598	2,066	69.00	31.00
4	28	15	3	17	6,662	8.52	50	78,176	4,552	2,110	68.33	31.67
9	18	15	6	17	6,661	8.52	51	78,176	4,612	2,049	69.24	30.76
2	24	15	3	17	6,656	8.51	52	78,176	4,504	2,152	67.67	32.33
3	4	15	4	17	6,656	8.51	53	78,176	4,558	2,098	68.48	31.52
9	21	15	2	17	6,651	8.51	54	78,176	4,629	2,022	69.60	30.40
2	27	15	6	17	6,645	8.50	55	78,176	4,360	2,285	65.61	34.39
7	16	15	5	18	6,645	8.50	56	78,176	4,472	2,173	67.30	32.70
9	9	15	4	17	6,643	8.50	57	78,176	4,545	2,098	68.42	31.58
3	26	15	5	17	6,641	8.49	58	78,176	4,554	2,087	68.57	31.43

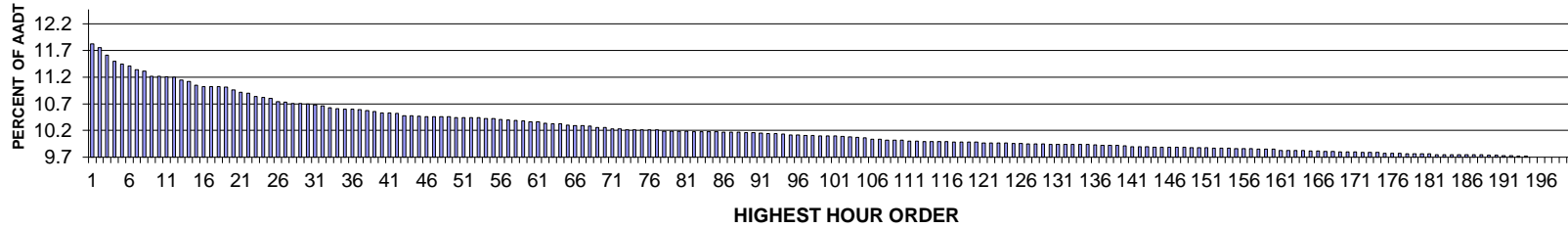
MO	DY	YR	DAY OF WK	HR	HR VOL	PERCENT OF AADT	HOUR NUMBER	AADT	EAST VOLUME	WEST VOLUME	PERCENT EAST IS OF TOTAL VOLUME	PERCENT WEST IS OF TOTAL VOLUME
9	23	15	4	17	6,639	8.49	59	78,176	4,548	2,091	68.50	31.50
9	16	15	4	17	6,636	8.49	60	78,176	4,538	2,098	68.38	31.62
8	26	15	4	17	6,634	8.49	61	78,176	4,588	2,046	69.16	30.84
4	15	15	4	17	6,633	8.48	62	78,176	4,533	2,100	68.34	31.66
9	29	15	3	17	6,630	8.48	63	78,176	4,497	2,133	67.83	32.17
6	3	15	4	17	6,622	8.47	64	78,176	4,496	2,126	67.89	32.11
1	28	15	4	17	6,620	8.47	65	78,176	4,511	2,109	68.14	31.86
2	20	15	6	17	6,619	8.47	66	78,176	4,473	2,146	67.58	32.42
1	9	15	6	17	6,617	8.46	67	78,176	4,353	2,264	65.79	34.21
10	8	15	5	18	6,617	8.46	68	78,176	4,432	2,185	66.98	33.02
1	30	15	6	17	6,615	8.46	69	78,176	4,409	2,206	66.65	33.35
2	18	15	4	17	6,613	8.46	70	78,176	4,502	2,111	68.08	31.92
8	20	15	5	18	6,613	8.46	71	78,176	4,526	2,087	68.44	31.56
6	3	15	4	18	6,612	8.46	72	78,176	4,438	2,174	67.12	32.88
8	13	15	5	18	6,606	8.45	73	78,176	4,488	2,118	67.94	32.06
5	19	15	3	17	6,602	8.45	74	78,176	4,491	2,111	68.02	31.98
5	6	15	4	17	6,601	8.44	75	78,176	4,505	2,096	68.25	31.75
9	8	15	3	17	6,601	8.44	76	78,176	4,519	2,082	68.46	31.54
12	18	15	6	17	6,599	8.44	77	78,176	4,255	2,344	64.48	35.52
7	27	15	2	17	6,598	8.44	78	78,176	4,394	2,204	66.60	33.40
11	4	15	4	18	6,598	8.44	79	78,176	4,402	2,196	66.72	33.28
11	30	15	2	17	6,597	8.44	80	78,176	4,499	2,098	68.20	31.80
7	15	15	4	17	6,596	8.44	81	78,176	4,527	2,069	68.63	31.37
3	12	15	5	17	6,594	8.43	82	78,176	4,536	2,058	68.79	31.21
2	10	15	3	17	6,592	8.43	83	78,176	4,519	2,073	68.55	31.45
3	6	15	6	17	6,587	8.43	84	78,176	4,388	2,199	66.62	33.38
5	26	15	3	17	6,587	8.43	85	78,176	4,502	2,085	68.35	31.65
6	17	15	4	18	6,587	8.43	86	78,176	4,489	2,098	68.15	31.85
3	3	15	3	18	6,585	8.42	87	78,176	4,461	2,124	67.74	32.26
5	14	15	5	18	6,582	8.42	88	78,176	4,405	2,177	66.92	33.08
9	30	15	4	18	6,582	8.42	89	78,176	4,395	2,187	66.77	33.23
11	19	15	5	17	6,582	8.42	90	78,176	4,413	2,169	67.05	32.95
1	20	15	3	17	6,581	8.42	91	78,176	4,402	2,179	66.89	33.11
5	15	15	6	17	6,581	8.42	92	78,176	4,432	2,149	67.35	32.65
9	17	15	5	17	6,581	8.42	93	78,176	4,598	1,983	69.87	30.13
11	6	15	6	17	6,581	8.42	94	78,176	4,416	2,165	67.10	32.90
8	11	15	3	17	6,580	8.42	95	78,176	4,572	2,008	69.48	30.52
2	26	15	5	17	6,579	8.42	96	78,176	4,472	2,107	67.97	32.03
3	12	15	5	18	6,579	8.42	97	78,176	4,410	2,169	67.03	32.97
1	14	15	4	17	6,578	8.41	98	78,176	4,537	2,041	68.97	31.03
8	21	15	6	17	6,577	8.41	99	78,176	4,488	2,089	68.24	31.76
11	5	15	5	18	6,576	8.41	100	78,176	4,410	2,166	67.06	32.94
7	7	15	3	17	6,575	8.41	101	78,176	4,496	2,079	68.38	31.62
9	2	15	4	17	6,575	8.41	102	78,176	4,559	2,016	69.34	30.66
10	21	15	4	18	6,574	8.41	103	78,176	4,361	2,213	66.34	33.66

MO	DY	YR	DAY OF WK	HR	HR VOL	PERCENT OF AADT	HOUR NUMBER	AADT	EAST VOLUME	WEST VOLUME	PERCENT EAST IS OF TOTAL VOLUME	PERCENT WEST IS OF TOTAL VOLUME
2	25	15	4	17	6,573	8.41	104	78,176	4,407	2,166	67.05	32.95
7	1	15	4	17	6,571	8.41	105	78,176	4,507	2,064	68.59	31.41
1	16	15	6	17	6,570	8.40	106	78,176	4,437	2,133	67.53	32.47
3	11	15	4	17	6,570	8.40	107	78,176	4,453	2,117	67.78	32.22
8	13	15	5	17	6,570	8.40	108	78,176	4,458	2,112	67.85	32.15
11	2	15	2	17	6,570	8.40	109	78,176	4,477	2,093	68.14	31.86
2	6	15	6	17	6,567	8.40	110	78,176	4,360	2,207	66.39	33.61
4	15	15	4	18	6,563	8.40	111	78,176	4,407	2,156	67.15	32.85
10	14	15	4	18	6,563	8.40	112	78,176	4,483	2,080	68.31	31.69
3	13	15	6	17	6,562	8.39	113	78,176	4,342	2,220	66.17	33.83
11	9	15	2	17	6,561	8.39	114	78,176	4,438	2,123	67.64	32.36
5	1	15	6	17	6,560	8.39	115	78,176	4,384	2,176	66.83	33.17
8	26	15	4	18	6,557	8.39	116	78,176	4,510	2,047	68.78	31.22
9	1	15	3	17	6,557	8.39	117	78,176	4,645	1,912	70.84	29.16
9	10	15	5	17	6,557	8.39	118	78,176	4,496	2,061	68.57	31.43
9	17	15	5	18	6,556	8.39	119	78,176	4,630	1,926	70.62	29.38
6	19	15	6	17	6,552	8.38	120	78,176	4,347	2,205	66.35	33.65
1	8	15	5	17	6,550	8.38	121	78,176	4,425	2,125	67.56	32.44
7	16	15	5	17	6,548	8.38	122	78,176	4,492	2,056	68.60	31.40
7	23	15	5	17	6,547	8.37	123	78,176	4,459	2,088	68.11	31.89
3	13	15	6	16	6,546	8.37	124	78,176	4,177	2,369	63.81	36.19
6	18	15	5	18	6,546	8.37	125	78,176	4,339	2,207	66.28	33.72
6	23	15	3	17	6,546	8.37	126	78,176	4,506	2,040	68.84	31.16
12	14	15	2	17	6,546	8.37	127	78,176	4,406	2,140	67.31	32.69
2	17	15	3	17	6,545	8.37	128	78,176	4,376	2,169	66.86	33.14
3	3	15	3	17	6,545	8.37	129	78,176	4,355	2,190	66.54	33.46
4	1	15	4	17	6,545	8.37	130	78,176	4,471	2,074	68.31	31.69
4	8	15	4	17	6,545	8.37	131	78,176	4,524	2,021	69.12	30.88
4	21	15	3	17	6,542	8.37	132	78,176	4,456	2,086	68.11	31.89
1	29	15	5	18	6,539	8.36	133	78,176	4,272	2,267	65.33	34.67
3	5	15	5	17	6,539	8.36	134	78,176	4,443	2,096	67.95	32.05
6	25	15	5	18	6,539	8.36	135	78,176	4,408	2,131	67.41	32.59
8	20	15	5	17	6,538	8.36	136	78,176	4,473	2,065	68.42	31.58
6	4	15	5	18	6,535	8.36	137	78,176	4,448	2,087	68.06	31.94
11	16	15	2	17	6,533	8.36	138	78,176	4,473	2,060	68.47	31.53
4	9	15	5	17	6,531	8.35	139	78,176	4,476	2,055	68.53	31.47
1	13	15	3	17	6,530	8.35	140	78,176	4,435	2,095	67.92	32.08
4	27	15	2	17	6,530	8.35	141	78,176	4,505	2,025	68.99	31.01
9	24	15	5	18	6,530	8.35	142	78,176	4,421	2,109	67.70	32.30
10	16	15	6	18	6,530	8.35	143	78,176	4,178	2,352	63.98	36.02
7	29	15	4	18	6,527	8.35	144	78,176	4,386	2,141	67.20	32.80
5	6	15	4	18	6,525	8.35	145	78,176	4,393	2,132	67.33	32.67
12	16	15	4	17	6,525	8.35	146	78,176	4,257	2,268	65.24	34.76
9	25	15	6	17	6,524	8.35	147	78,176	4,420	2,104	67.75	32.25
9	15	15	3	18	6,523	8.34	148	78,176	4,452	2,071	68.25	31.75

MO	DY	YR	DAY OF WK	HR	HR VOL	PERCENT OF AADT	HOUR NUMBER	AADT	EAST VOLUME	WEST VOLUME	PERCENT EAST IS OF TOTAL VOLUME	PERCENT WEST IS OF TOTAL VOLUME
12	15	15	3	17	6,523	8.34	149	78,176	4,399	2,124	67.44	32.56
1	30	15	6	16	6,520	8.34	150	78,176	4,131	2,389	63.36	36.64
8	27	15	5	18	6,520	8.34	151	78,176	4,373	2,147	67.07	32.93
12	16	15	4	18	6,520	8.34	152	78,176	4,341	2,179	66.58	33.42
3	17	15	3	17	6,519	8.34	153	78,176	4,518	2,001	69.31	30.69
4	29	15	4	17	6,519	8.34	154	78,176	4,473	2,046	68.61	31.39
5	21	15	5	18	6,519	8.34	155	78,176	4,316	2,203	66.21	33.79
8	18	15	3	17	6,519	8.34	156	78,176	4,481	2,038	68.74	31.26
5	29	15	6	17	6,518	8.34	157	78,176	4,343	2,175	66.63	33.37
10	29	15	5	16	6,518	8.34	158	78,176	4,308	2,210	66.09	33.91
3	25	15	4	17	6,517	8.34	159	78,176	4,556	1,961	69.91	30.09
10	9	15	6	17	6,516	8.34	160	78,176	4,477	2,039	68.71	31.29
10	13	15	3	18	6,515	8.33	161	78,176	4,408	2,107	67.66	32.34
1	6	15	3	17	6,513	8.33	162	78,176	4,366	2,147	67.04	32.96
3	18	15	4	18	6,513	8.33	163	78,176	4,325	2,188	66.41	33.59
9	16	15	4	18	6,513	8.33	164	78,176	4,386	2,127	67.34	32.66
5	21	15	5	17	6,512	8.33	165	78,176	4,451	2,061	68.35	31.65
8	6	15	5	17	6,512	8.33	166	78,176	4,502	2,010	69.13	30.87
7	21	15	3	17	6,511	8.33	167	78,176	4,462	2,049	68.53	31.47
4	7	15	3	17	6,509	8.33	168	78,176	4,558	1,951	70.03	29.97
10	23	15	6	18	6,507	8.32	169	78,176	4,242	2,265	65.19	34.81
5	4	15	2	17	6,505	8.32	170	78,176	4,463	2,042	68.61	31.39
6	18	15	5	17	6,505	8.32	171	78,176	4,420	2,085	67.95	32.05
3	2	15	2	17	6,503	8.32	172	78,176	4,472	2,031	68.77	31.23
3	9	15	2	17	6,497	8.31	173	78,176	4,566	1,931	70.28	29.72
5	7	15	5	17	6,497	8.31	174	78,176	4,419	2,078	68.02	31.98
9	28	15	2	17	6,496	8.31	175	78,176	4,411	2,085	67.90	32.10
4	14	15	3	18	6,494	8.31	176	78,176	4,411	2,083	67.92	32.08
7	8	15	4	18	6,494	8.31	177	78,176	4,399	2,095	67.74	32.26
11	20	15	6	17	6,494	8.31	178	78,176	4,356	2,138	67.08	32.92
1	28	15	4	18	6,488	8.30	179	78,176	4,361	2,127	67.22	32.78
4	17	15	6	17	6,488	8.30	180	78,176	4,396	2,092	67.76	32.24
6	17	15	4	17	6,488	8.30	181	78,176	4,481	2,007	69.07	30.93
6	25	15	5	17	6,488	8.30	182	78,176	4,393	2,095	67.71	32.29
3	24	15	3	17	6,486	8.30	183	78,176	4,455	2,031	68.69	31.31
2	13	15	6	17	6,484	8.29	184	78,176	4,322	2,162	66.66	33.34
3	19	15	5	17	6,484	8.29	185	78,176	4,460	2,024	68.78	31.22
3	11	15	4	18	6,481	8.29	186	78,176	4,261	2,220	65.75	34.25
7	23	15	5	18	6,480	8.29	187	78,176	4,342	2,138	67.01	32.99
2	11	15	4	17	6,477	8.29	188	78,176	4,343	2,134	67.05	32.95
10	28	15	4	17	6,473	8.28	189	78,176	4,357	2,116	67.31	32.69
4	24	15	6	17	6,469	8.27	190	78,176	4,363	2,106	67.44	32.56
4	23	15	5	18	6,466	8.27	191	78,176	4,409	2,057	68.19	31.81
9	14	15	2	17	6,466	8.27	192	78,176	4,488	1,978	69.41	30.59
6	1	15	2	17	6,465	8.27	193	78,176	4,427	2,038	68.48	31.52

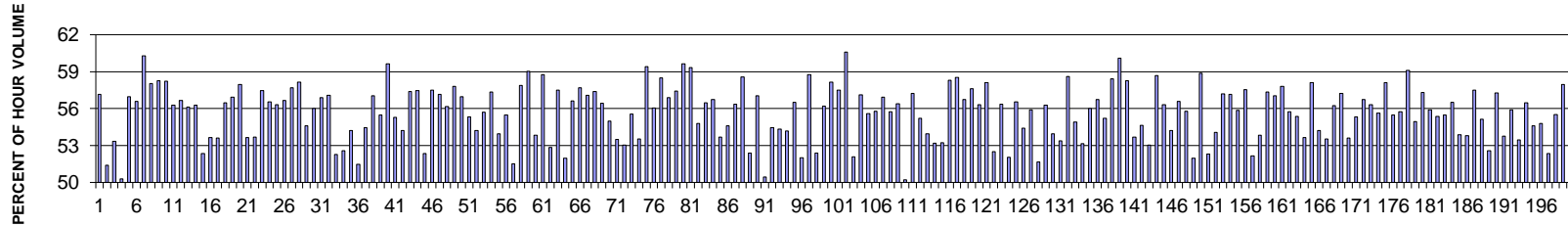
MO	DY	YR	DAY OF WK	HR	HR VOL	PERCENT OF AADT	HOUR NUMBER	AADT	EAST VOLUME	WEST VOLUME	PERCENT EAST IS OF TOTAL VOLUME	PERCENT WEST IS OF TOTAL VOLUME
4	16	15	5	17	6,464	8.27	194	78,176	4,466	1,998	69.09	30.91
5	20	15	4	18	6,464	8.27	195	78,176	4,272	2,192	66.09	33.91
8	25	15	3	18	6,464	8.27	196	78,176	4,426	2,038	68.47	31.53
4	20	15	2	17	6,462	8.27	197	78,176	4,468	1,994	69.14	30.86
10	9	15	6	16	6,462	8.27	198	78,176	4,329	2,133	66.99	33.01
2	12	15	5	17	6,461	8.26	199	78,176	4,378	2,083	67.76	32.24
5	18	15	2	17	6,461	8.26	200	78,176	4,430	2,031	68.57	31.43

SR 002 MP 119.77 WENATCHEE (OLDS BRIDGE) ADC SITE R053
K FOR PEAK 200 HOURS OF 2015



AADT= 24080 K 30 FACTOR= 10.73 K 100 FACTOR= 10.13 K 200 FACTOR= 9.73 D 30 FACTOR= 56.00

SR 002 MP 119.77 WENATCHEE (OLDS BRIDGE) ADC SITE R053
D % IN THE PEAK 200 HOURS OF 2015



MO	DY	YR	DAY OF WK	HR	HR VOL	PERCENT OF AADT	HOUR NUMBER	AADT	EAST VOLUME	WEST VOLUME	PERCENT EAST IS OF TOTAL VOLUME	PERCENT WEST IS OF TOTAL VOLUME
6	19	15	6	17	2,854	11.85	1	24,080	1,631	1,223	57.15	42.85
10	23	15	6	17	2,836	11.78	2	24,080	1,379	1,457	48.62	51.38
6	5	15	6	17	2,802	11.64	3	24,080	1,495	1,307	53.35	46.65
4	10	15	6	19	2,776	11.53	4	24,080	1,380	1,396	49.71	50.29
7	2	15	5	17	2,764	11.48	5	24,080	1,574	1,190	56.95	43.05
7	1	15	4	17	2,754	11.44	6	24,080	1,558	1,196	56.57	43.43
6	24	15	4	17	2,738	11.37	7	24,080	1,651	1,087	60.30	39.70
9	4	15	6	17	2,731	11.34	8	24,080	1,585	1,146	58.04	41.96
7	10	15	6	17	2,709	11.25	9	24,080	1,578	1,131	58.25	41.75
9	10	15	5	17	2,708	11.25	10	24,080	1,577	1,131	58.23	41.77
6	26	15	6	17	2,707	11.24	11	24,080	1,523	1,184	56.26	43.74
10	16	15	6	17	2,703	11.23	12	24,080	1,531	1,172	56.64	43.36
6	25	15	5	17	2,691	11.18	13	24,080	1,510	1,181	56.11	43.89

MO	DY	YR	DAY OF WK	HR	HR VOL	PERCENT OF AADT	HOUR NUMBER	AADT	EAST VOLUME	WEST VOLUME	PERCENT EAST IS OF TOTAL VOLUME	PERCENT WEST IS OF TOTAL VOLUME
6	12	15	6	17	2,685	11.15	14	24,080	1,511	1,174	56.28	43.72
10	16	15	6	16	2,667	11.08	15	24,080	1,396	1,271	52.34	47.66
6	12	15	6	16	2,662	11.05	16	24,080	1,428	1,234	53.64	46.36
6	5	15	6	18	2,661	11.05	17	24,080	1,426	1,235	53.59	46.41
9	18	15	6	17	2,660	11.05	18	24,080	1,502	1,158	56.47	43.53
9	3	15	5	17	2,658	11.04	19	24,080	1,513	1,145	56.92	43.08
10	15	15	5	17	2,646	10.99	20	24,080	1,533	1,113	57.94	42.06
10	2	15	6	17	2,637	10.95	21	24,080	1,415	1,222	53.66	46.34
8	14	15	6	16	2,631	10.93	22	24,080	1,412	1,219	53.67	46.33
7	2	15	5	18	2,617	10.87	23	24,080	1,504	1,113	57.47	42.53
10	9	15	6	17	2,613	10.85	24	24,080	1,477	1,136	56.53	43.47
7	7	15	3	17	2,609	10.83	25	24,080	1,469	1,140	56.31	43.69
9	4	15	6	16	2,594	10.77	26	24,080	1,470	1,124	56.67	43.33
10	23	15	6	18	2,592	10.76	27	24,080	1,495	1,097	57.68	42.32
6	17	15	4	17	2,587	10.74	28	24,080	1,504	1,083	58.14	41.86
6	19	15	6	16	2,586	10.74	29	24,080	1,412	1,174	54.60	45.40
9	11	15	6	17	2,584	10.73	30	24,080	1,447	1,137	56.00	44.00
7	16	15	5	17	2,578	10.71	31	24,080	1,466	1,112	56.87	43.13
6	18	15	5	17	2,573	10.69	32	24,080	1,469	1,104	57.09	42.91
9	25	15	6	16	2,568	10.66	33	24,080	1,342	1,226	52.26	47.74
10	23	15	6	16	2,563	10.64	34	24,080	1,348	1,215	52.59	47.41
5	22	15	6	16	2,559	10.63	35	24,080	1,387	1,172	54.20	45.80
10	2	15	6	16	2,559	10.63	36	24,080	1,317	1,242	51.47	48.53
9	11	15	6	16	2,558	10.62	37	24,080	1,393	1,165	54.46	45.54
6	22	15	2	17	2,553	10.60	38	24,080	1,456	1,097	57.03	42.97
8	14	15	6	17	2,549	10.59	39	24,080	1,414	1,135	55.47	44.53
10	22	15	5	17	2,543	10.56	40	24,080	1,517	1,026	59.65	40.35
7	6	15	2	17	2,542	10.56	41	24,080	1,405	1,137	55.27	44.73
11	6	15	6	16	2,540	10.55	42	24,080	1,377	1,163	54.21	45.79
7	15	15	4	17	2,531	10.51	43	24,080	1,452	1,079	57.37	42.63
7	8	15	4	17	2,530	10.51	44	24,080	1,454	1,076	57.47	42.53
6	5	15	6	16	2,529	10.50	45	24,080	1,324	1,205	52.35	47.65
6	30	15	3	17	2,527	10.49	46	24,080	1,453	1,074	57.50	42.50
7	17	15	6	17	2,527	10.49	47	24,080	1,444	1,083	57.14	42.86
7	9	15	5	17	2,526	10.49	48	24,080	1,419	1,107	56.18	43.82
9	9	15	4	17	2,526	10.49	49	24,080	1,460	1,066	57.80	42.20
7	17	15	6	18	2,522	10.47	50	24,080	1,437	1,085	56.98	43.02
6	11	15	5	17	2,521	10.47	51	24,080	1,395	1,126	55.34	44.66
8	28	15	6	16	2,521	10.47	52	24,080	1,367	1,154	54.22	45.78
7	13	15	2	17	2,520	10.47	53	24,080	1,404	1,116	55.71	44.29
10	8	15	5	17	2,517	10.45	54	24,080	1,443	1,074	57.33	42.67
11	13	15	6	16	2,517	10.45	55	24,080	1,358	1,159	53.95	46.05
9	8	15	3	17	2,514	10.44	56	24,080	1,395	1,119	55.49	44.51
5	29	15	6	16	2,511	10.43	57	24,080	1,218	1,293	48.51	51.49
5	1	15	6	17	2,510	10.42	58	24,080	1,453	1,057	57.89	42.11

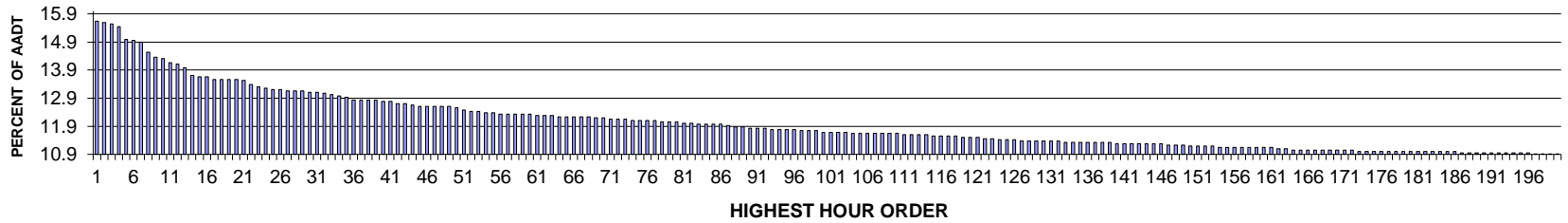
MO	DY	YR	DAY OF WK	HR	HR VOL	PERCENT OF AADT	HOUR NUMBER	AADT	EAST VOLUME	WEST VOLUME	PERCENT EAST IS OF TOTAL VOLUME	PERCENT WEST IS OF TOTAL VOLUME
6	15	15	2	17	2,506	10.41	59	24,080	1,479	1,027	59.02	40.98
9	18	15	6	16	2,503	10.39	60	24,080	1,347	1,156	53.82	46.18
5	22	15	6	17	2,501	10.39	61	24,080	1,469	1,032	58.74	41.26
10	30	15	6	16	2,498	10.37	62	24,080	1,320	1,178	52.84	47.16
9	15	15	3	17	2,494	10.36	63	24,080	1,434	1,060	57.50	42.50
10	9	15	6	16	2,494	10.36	64	24,080	1,296	1,198	51.96	48.04
9	17	15	5	17	2,488	10.33	65	24,080	1,409	1,079	56.63	43.37
9	1	15	3	17	2,486	10.32	66	24,080	1,434	1,052	57.68	42.32
7	3	15	6	17	2,485	10.32	67	24,080	1,418	1,067	57.06	42.94
9	16	15	4	17	2,482	10.31	68	24,080	1,424	1,058	57.37	42.63
7	24	15	6	17	2,478	10.29	69	24,080	1,398	1,080	56.42	43.58
9	10	15	5	16	2,477	10.29	70	24,080	1,362	1,115	54.99	45.01
9	24	15	5	16	2,470	10.26	71	24,080	1,321	1,149	53.48	46.52
10	8	15	5	16	2,470	10.26	72	24,080	1,310	1,160	53.04	46.96
4	17	15	6	17	2,466	10.24	73	24,080	1,370	1,096	55.56	44.44
5	29	15	6	17	2,466	10.24	74	24,080	1,320	1,146	53.53	46.47
6	4	15	5	17	2,466	10.24	75	24,080	1,465	1,001	59.41	40.59
6	23	15	3	17	2,466	10.24	76	24,080	1,382	1,084	56.04	43.96
8	14	15	6	18	2,465	10.24	77	24,080	1,442	1,023	58.50	41.50
7	14	15	3	17	2,462	10.22	78	24,080	1,401	1,061	56.90	43.10
7	23	15	5	17	2,461	10.22	79	24,080	1,413	1,048	57.42	42.58
7	22	15	4	17	2,460	10.22	80	24,080	1,467	993	59.63	40.37
10	29	15	5	16	2,460	10.22	81	24,080	1,459	1,001	59.31	40.69
10	1	15	5	16	2,459	10.21	82	24,080	1,347	1,112	54.78	45.22
6	10	15	4	17	2,458	10.21	83	24,080	1,388	1,070	56.47	43.53
6	11	15	5	16	2,458	10.21	84	24,080	1,395	1,063	56.75	43.25
10	15	15	5	16	2,458	10.21	85	24,080	1,320	1,138	53.70	46.30
10	21	15	4	16	2,457	10.20	86	24,080	1,341	1,116	54.58	45.42
11	20	15	6	17	2,456	10.20	87	24,080	1,384	1,072	56.35	43.65
11	23	15	2	17	2,456	10.20	88	24,080	1,438	1,018	58.55	41.45
8	21	15	6	16	2,454	10.19	89	24,080	1,286	1,168	52.40	47.60
9	2	15	4	17	2,454	10.19	90	24,080	1,400	1,054	57.05	42.95
4	10	15	6	16	2,452	10.18	91	24,080	1,237	1,215	50.45	49.55
10	6	15	3	16	2,450	10.17	92	24,080	1,334	1,116	54.45	45.55
9	22	15	3	16	2,448	10.17	93	24,080	1,330	1,118	54.33	45.67
6	16	15	3	16	2,447	10.16	94	24,080	1,326	1,121	54.19	45.81
9	23	15	4	17	2,444	10.15	95	24,080	1,381	1,063	56.51	43.49
2	13	15	6	16	2,443	10.15	96	24,080	1,270	1,173	51.99	48.01
6	16	15	3	17	2,442	10.14	97	24,080	1,435	1,007	58.76	41.24
5	8	15	6	16	2,441	10.14	98	24,080	1,279	1,162	52.40	47.60
7	2	15	5	16	2,440	10.13	99	24,080	1,371	1,069	56.19	43.81
9	2	15	4	16	2,440	10.13	100	24,080	1,419	1,021	58.16	41.84
9	22	15	3	17	2,439	10.13	101	24,080	1,402	1,037	57.48	42.52
5	1	15	6	18	2,436	10.12	102	24,080	1,476	960	60.59	39.41
10	20	15	3	16	2,435	10.11	103	24,080	1,268	1,167	52.07	47.93

MO	DY	YR	DAY OF WK	HR	HR VOL	PERCENT OF AADT	HOUR NUMBER	AADT	EAST VOLUME	WEST VOLUME	PERCENT EAST IS OF TOTAL VOLUME	PERCENT WEST IS OF TOTAL VOLUME
9	14	15	2	17	2,431	10.10	104	24,080	1,388	1,043	57.10	42.90
9	25	15	6	17	2,430	10.09	105	24,080	1,351	1,079	55.60	44.40
7	1	15	4	18	2,426	10.07	106	24,080	1,353	1,073	55.77	44.23
10	1	15	5	17	2,424	10.07	107	24,080	1,380	1,044	56.93	43.07
6	8	15	2	17	2,420	10.05	108	24,080	1,349	1,071	55.74	44.26
6	9	15	3	17	2,419	10.05	109	24,080	1,364	1,055	56.39	43.61
7	10	15	6	16	2,419	10.05	110	24,080	1,215	1,204	50.23	49.77
8	28	15	6	17	2,416	10.03	111	24,080	1,383	1,033	57.24	42.76
5	21	15	5	16	2,415	10.03	112	24,080	1,333	1,082	55.20	44.80
5	15	15	6	17	2,414	10.02	113	24,080	1,302	1,112	53.94	46.06
4	24	15	6	16	2,413	10.02	114	24,080	1,283	1,130	53.17	46.83
8	7	15	6	16	2,413	10.02	115	24,080	1,284	1,129	53.21	46.79
7	29	15	4	17	2,412	10.02	116	24,080	1,406	1,006	58.29	41.71
12	15	15	3	17	2,411	10.01	117	24,080	1,411	1,000	58.52	41.48
6	19	15	6	18	2,410	10.01	118	24,080	1,367	1,043	56.72	43.28
9	30	15	4	17	2,410	10.01	119	24,080	1,389	1,021	57.63	42.37
10	5	15	2	17	2,410	10.01	120	24,080	1,357	1,053	56.31	43.69
10	6	15	3	17	2,409	10.00	121	24,080	1,400	1,009	58.12	41.88
9	23	15	4	16	2,407	10.00	122	24,080	1,264	1,143	52.51	47.49
9	24	15	5	17	2,407	10.00	123	24,080	1,356	1,051	56.34	43.66
9	30	15	4	16	2,407	10.00	124	24,080	1,253	1,154	52.06	47.94
8	20	15	5	17	2,405	9.99	125	24,080	1,360	1,045	56.55	43.45
9	8	15	3	16	2,405	9.99	126	24,080	1,308	1,097	54.39	45.61
6	12	15	6	18	2,403	9.98	127	24,080	1,343	1,060	55.89	44.11
10	12	15	2	16	2,402	9.98	128	24,080	1,241	1,161	51.67	48.33
10	29	15	5	17	2,402	9.98	129	24,080	1,352	1,050	56.29	43.71
5	1	15	6	16	2,401	9.97	130	24,080	1,295	1,106	53.94	46.06
7	17	15	6	16	2,401	9.97	131	24,080	1,282	1,119	53.39	46.61
8	26	15	4	17	2,401	9.97	132	24,080	1,407	994	58.60	41.40
9	4	15	6	18	2,401	9.97	133	24,080	1,318	1,083	54.89	45.11
9	21	15	2	16	2,401	9.97	134	24,080	1,276	1,125	53.14	46.86
10	7	15	4	16	2,400	9.97	135	24,080	1,344	1,056	56.00	44.00
9	3	15	5	16	2,399	9.96	136	24,080	1,361	1,038	56.73	43.27
10	22	15	5	16	2,397	9.95	137	24,080	1,323	1,074	55.19	44.81
6	18	15	5	18	2,396	9.95	138	24,080	1,400	996	58.43	41.57
6	25	15	5	18	2,395	9.95	139	24,080	1,439	956	60.08	39.92
12	16	15	4	17	2,393	9.94	140	24,080	1,394	999	58.25	41.75
10	14	15	4	16	2,392	9.93	141	24,080	1,284	1,108	53.68	46.32
4	24	15	6	17	2,391	9.93	142	24,080	1,306	1,085	54.62	45.38
10	5	15	2	16	2,390	9.93	143	24,080	1,268	1,122	53.05	46.95
7	21	15	3	17	2,389	9.92	144	24,080	1,402	987	58.69	41.31
8	31	15	2	17	2,389	9.92	145	24,080	1,345	1,044	56.30	43.70
9	29	15	3	16	2,389	9.92	146	24,080	1,295	1,094	54.21	45.79
9	9	15	4	16	2,388	9.92	147	24,080	1,351	1,037	56.57	43.43
11	3	15	3	16	2,388	9.92	148	24,080	1,332	1,056	55.78	44.22

MO	DY	YR	DAY OF WK	HR	HR VOL	PERCENT OF AADT	HOUR NUMBER	AADT	EAST VOLUME	WEST VOLUME	PERCENT EAST IS OF TOTAL VOLUME	PERCENT WEST IS OF TOTAL VOLUME
3	20	15	6	16	2,387	9.91	149	24,080	1,240	1,147	51.95	48.05
11	19	15	5	17	2,387	9.91	150	24,080	1,405	982	58.86	41.14
7	17	15	6	15	2,386	9.91	151	24,080	1,248	1,138	52.31	47.69
7	24	15	6	16	2,385	9.90	152	24,080	1,289	1,096	54.05	45.95
6	2	15	3	17	2,384	9.90	153	24,080	1,364	1,020	57.21	42.79
10	7	15	4	17	2,383	9.90	154	24,080	1,362	1,021	57.15	42.85
5	8	15	6	17	2,381	9.89	155	24,080	1,330	1,051	55.86	44.14
6	29	15	2	17	2,381	9.89	156	24,080	1,370	1,011	57.54	42.46
8	26	15	4	16	2,381	9.89	157	24,080	1,242	1,139	52.16	47.84
6	25	15	5	16	2,379	9.88	158	24,080	1,281	1,098	53.85	46.15
7	28	15	3	17	2,379	9.88	159	24,080	1,364	1,015	57.34	42.66
10	20	15	3	17	2,379	9.88	160	24,080	1,357	1,022	57.04	42.96
7	20	15	2	17	2,375	9.86	161	24,080	1,373	1,002	57.81	42.19
8	21	15	6	17	2,375	9.86	162	24,080	1,324	1,051	55.75	44.25
11	6	15	6	17	2,375	9.86	163	24,080	1,315	1,060	55.37	44.63
10	13	15	3	16	2,374	9.86	164	24,080	1,274	1,100	53.66	46.34
3	25	15	4	17	2,372	9.85	165	24,080	1,378	994	58.09	41.91
9	14	15	2	16	2,371	9.85	166	24,080	1,285	1,086	54.20	45.80
10	19	15	2	16	2,369	9.84	167	24,080	1,268	1,101	53.52	46.48
11	24	15	3	17	2,369	9.84	168	24,080	1,332	1,037	56.23	43.77
8	13	15	5	17	2,368	9.83	169	24,080	1,355	1,013	57.22	42.78
6	26	15	6	16	2,367	9.83	170	24,080	1,269	1,098	53.61	46.39
3	13	15	6	17	2,366	9.83	171	24,080	1,309	1,057	55.33	44.67
4	10	15	6	17	2,365	9.82	172	24,080	1,342	1,023	56.74	43.26
11	13	15	6	17	2,365	9.82	173	24,080	1,332	1,033	56.32	43.68
11	25	15	4	16	2,364	9.82	174	24,080	1,315	1,049	55.63	44.37
6	3	15	4	17	2,361	9.80	175	24,080	1,372	989	58.11	41.89
6	18	15	5	16	2,360	9.80	176	24,080	1,309	1,051	55.47	44.53
8	31	15	2	16	2,360	9.80	177	24,080	1,316	1,044	55.76	44.24
5	22	15	6	18	2,357	9.79	178	24,080	1,393	964	59.10	40.90
7	23	15	5	16	2,357	9.79	179	24,080	1,295	1,062	54.94	45.06
9	21	15	2	17	2,357	9.79	180	24,080	1,351	1,006	57.32	42.68
11	12	15	5	16	2,357	9.79	181	24,080	1,317	1,040	55.88	44.12
11	4	15	4	16	2,356	9.78	182	24,080	1,304	1,052	55.35	44.65
6	13	15	7	14	2,355	9.78	183	24,080	1,306	1,049	55.46	44.54
7	23	15	5	18	2,355	9.78	184	24,080	1,331	1,024	56.52	43.48
9	28	15	2	16	2,355	9.78	185	24,080	1,269	1,086	53.89	46.11
10	27	15	3	16	2,355	9.78	186	24,080	1,267	1,088	53.80	46.20
5	26	15	3	17	2,354	9.78	187	24,080	1,353	1,001	57.48	42.52
12	11	15	6	17	2,354	9.78	188	24,080	1,298	1,056	55.14	44.86
8	17	15	2	16	2,352	9.77	189	24,080	1,237	1,115	52.59	47.41
10	27	15	3	17	2,352	9.77	190	24,080	1,347	1,005	57.27	42.73
8	19	15	4	16	2,351	9.76	191	24,080	1,264	1,087	53.76	46.24
8	27	15	5	17	2,351	9.76	192	24,080	1,314	1,037	55.89	44.11
5	15	15	6	16	2,349	9.75	193	24,080	1,256	1,093	53.47	46.53

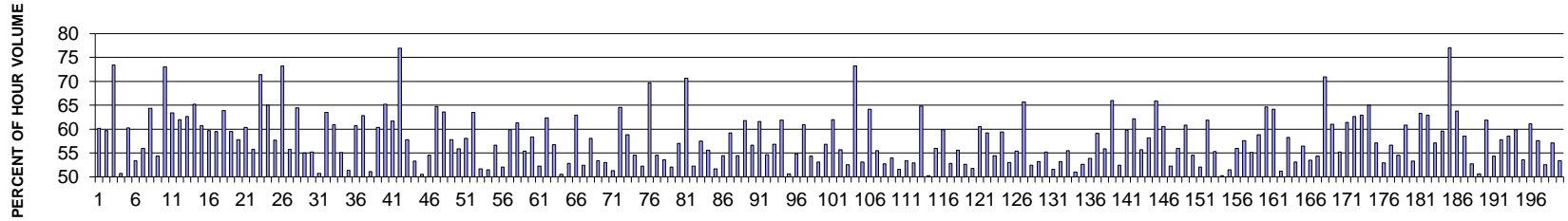
MO	DY	YR	DAY OF WK	HR	HR VOL	PERCENT OF AADT	HOUR NUMBER	AADT	EAST VOLUME	WEST VOLUME	PERCENT EAST IS OF TOTAL VOLUME	PERCENT WEST IS OF TOTAL VOLUME
7	6	15	2	18	2,347	9.75	194	24,080	1,325	1,022	56.46	43.54
7	16	15	5	16	2,344	9.73	195	24,080	1,280	1,064	54.61	45.39
5	20	15	4	17	2,343	9.73	196	24,080	1,284	1,059	54.80	45.20
6	29	15	2	13	2,343	9.73	197	24,080	1,226	1,117	52.33	47.67
7	10	15	6	18	2,343	9.73	198	24,080	1,301	1,042	55.53	44.47
11	3	15	3	17	2,343	9.73	199	24,080	1,358	985	57.96	42.04
9	29	15	3	17	2,342	9.73	200	24,080	1,314	1,028	56.11	43.89

**SR 101 MP 104.55 HUMPTULIPS ADC SITE R054
K FOR PEAK 200 HOURS OF 2015**



AADT= 2181 K 30 FACTOR= 13.11 K 100 FACTOR= 11.69 K 200 FACTOR= 10.91 D 30 FACTOR= 55.24

**SR 101 MP 104.55 HUMPTULIPS ADC SITE R054
D % IN THE PEAK 200 HOURS OF 2015**



MO	DY	YR	DAY OF WK	HR	HR VOL	PERCENT OF AADT	HOUR NUMBER	AADT	NORTH VOLUME	SOUTH VOLUME	PERCENT NORTH IS OF TOTAL VOLUME	PERCENT SOUTH IS OF TOTAL VOLUME
8	23	15	1	13	341	15.64	1	2,181	136	205	39.88	60.12
7	5	15	1	15	340	15.59	2	2,181	137	203	40.29	59.71
7	5	15	1	17	339	15.54	3	2,181	90	249	26.55	73.45
7	5	15	1	14	337	15.45	4	2,181	166	171	49.26	50.74
7	5	15	1	13	327	14.99	5	2,181	130	197	39.76	60.24
7	19	15	1	13	326	14.95	6	2,181	152	174	46.63	53.37
7	19	15	1	14	325	14.90	7	2,181	143	182	44.00	56.00
7	19	15	1	17	317	14.53	8	2,181	113	204	35.65	64.35
7	31	15	6	16	313	14.35	9	2,181	170	143	54.31	45.69
9	7	15	2	16	312	14.31	10	2,181	84	228	26.92	73.08
7	3	15	6	14	309	14.17	11	2,181	196	113	63.43	36.57
8	23	15	1	15	308	14.12	12	2,181	117	191	37.99	62.01
7	5	15	1	16	305	13.98	13	2,181	114	191	37.38	62.62

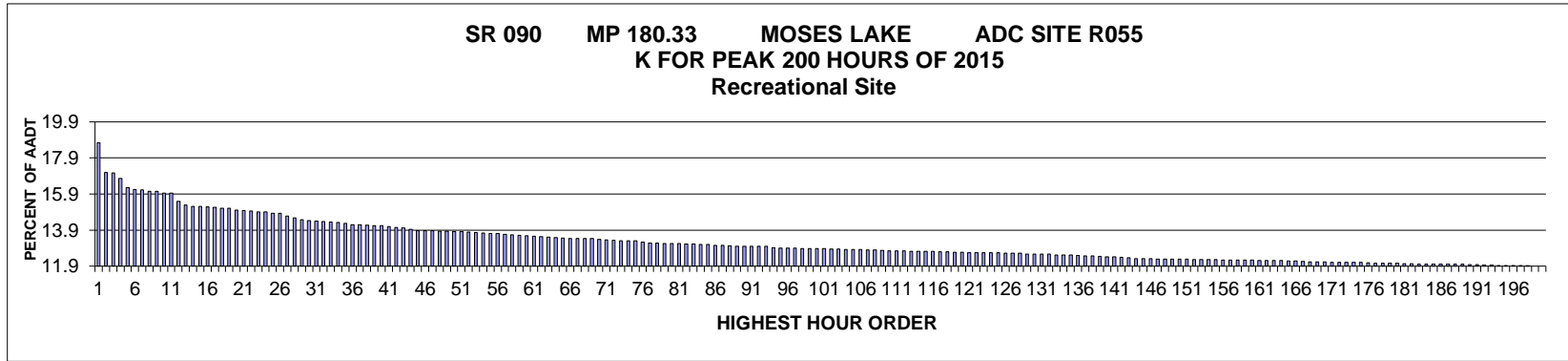
MO	DY	YR	DAY OF WK	HR	HR VOL	PERCENT OF AADT	HOUR NUMBER	AADT	NORTH VOLUME	SOUTH VOLUME	PERCENT NORTH IS OF TOTAL VOLUME	PERCENT SOUTH IS OF TOTAL VOLUME
6	27	15	7	14	299	13.71	14	2,181	195	104	65.22	34.78
7	3	15	6	17	298	13.66	15	2,181	181	117	60.74	39.26
8	1	15	7	13	298	13.66	16	2,181	178	120	59.73	40.27
7	3	15	6	15	296	13.57	17	2,181	176	120	59.46	40.54
7	5	15	1	12	296	13.57	18	2,181	107	189	36.15	63.85
8	2	15	1	14	296	13.57	19	2,181	120	176	40.54	59.46
8	2	15	1	15	296	13.57	20	2,181	125	171	42.23	57.77
8	16	15	1	14	295	13.53	21	2,181	117	178	39.66	60.34
8	14	15	6	16	292	13.39	22	2,181	129	163	44.18	55.82
9	7	15	2	15	290	13.30	23	2,181	83	207	28.62	71.38
9	7	15	2	13	289	13.25	24	2,181	101	188	34.95	65.05
9	4	15	6	16	288	13.20	25	2,181	122	166	42.36	57.64
9	7	15	2	17	288	13.20	26	2,181	77	211	26.74	73.26
8	16	15	1	15	287	13.16	27	2,181	127	160	44.25	55.75
9	7	15	2	14	287	13.16	28	2,181	102	185	35.54	64.46
9	11	15	6	16	287	13.16	29	2,181	129	158	44.95	55.05
7	19	15	1	15	286	13.11	30	2,181	128	158	44.76	55.24
8	21	15	6	17	286	13.11	31	2,181	145	141	50.70	49.30
9	5	15	7	12	285	13.07	32	2,181	181	104	63.51	36.49
8	23	15	1	14	284	13.02	33	2,181	111	173	39.08	60.92
7	3	15	6	18	283	12.98	34	2,181	156	127	55.12	44.88
7	19	15	1	12	282	12.93	35	2,181	137	145	48.58	51.42
7	3	15	6	13	280	12.84	36	2,181	170	110	60.71	39.29
7	3	15	6	16	280	12.84	37	2,181	176	104	62.86	37.14
8	7	15	6	15	280	12.84	38	2,181	137	143	48.93	51.07
9	18	15	6	15	280	12.84	39	2,181	111	169	39.64	60.36
8	2	15	1	12	279	12.79	40	2,181	97	182	34.77	65.23
8	12	15	4	16	279	12.79	41	2,181	107	172	38.35	61.65
7	5	15	1	18	277	12.70	42	2,181	64	213	23.10	76.90
7	31	15	6	15	277	12.70	43	2,181	117	160	42.24	57.76
8	7	15	6	16	276	12.65	44	2,181	147	129	53.26	46.74
7	31	15	6	17	275	12.61	45	2,181	136	139	49.45	50.55
8	2	15	1	13	275	12.61	46	2,181	125	150	45.45	54.55
8	28	15	6	16	275	12.61	47	2,181	97	178	35.27	64.73
9	5	15	7	13	275	12.61	48	2,181	175	100	63.64	36.36
9	17	15	5	16	275	12.61	49	2,181	116	159	42.18	57.82
8	21	15	6	15	274	12.56	50	2,181	121	153	44.16	55.84
8	2	15	1	16	272	12.47	51	2,181	114	158	41.91	58.09
6	28	15	1	15	271	12.43	52	2,181	99	172	36.53	63.47
9	11	15	6	14	271	12.43	53	2,181	131	140	48.34	51.66
7	17	15	6	17	270	12.38	54	2,181	139	131	51.48	48.52
8	13	15	5	16	270	12.38	55	2,181	117	153	43.33	56.67
8	1	15	7	14	269	12.33	56	2,181	140	129	52.04	47.96
8	3	15	2	13	269	12.33	57	2,181	108	161	40.15	59.85
8	16	15	1	13	269	12.33	58	2,181	104	165	38.66	61.34

MO	DY	YR	DAY OF WK	HR	HR VOL	PERCENT OF AADT	HOUR NUMBER	AADT	NORTH VOLUME	SOUTH VOLUME	PERCENT NORTH IS OF TOTAL VOLUME	PERCENT SOUTH IS OF TOTAL VOLUME
8	21	15	6	16	269	12.33	59	2,181	120	149	44.61	55.39
9	10	15	5	16	269	12.33	60	2,181	112	157	41.64	58.36
7	2	15	5	17	268	12.29	61	2,181	140	128	52.24	47.76
9	5	15	7	15	268	12.29	62	2,181	167	101	62.31	37.69
9	18	15	6	16	268	12.29	63	2,181	116	152	43.28	56.72
6	27	15	7	16	267	12.24	64	2,181	135	132	50.56	49.44
7	2	15	5	16	267	12.24	65	2,181	141	126	52.81	47.19
7	19	15	1	16	267	12.24	66	2,181	99	168	37.08	62.92
7	31	15	6	14	267	12.24	67	2,181	127	140	47.57	52.43
8	7	15	6	17	267	12.24	68	2,181	112	155	41.95	58.05
7	30	15	5	15	266	12.20	69	2,181	142	124	53.38	46.62
8	22	15	7	15	266	12.20	70	2,181	141	125	53.01	46.99
6	26	15	6	15	265	12.15	71	2,181	129	136	48.68	51.32
8	23	15	1	16	265	12.15	72	2,181	94	171	35.47	64.53
9	7	15	2	12	265	12.15	73	2,181	109	156	41.13	58.87
8	3	15	2	15	264	12.10	74	2,181	144	120	54.55	45.45
8	8	15	7	13	264	12.10	75	2,181	126	138	47.73	52.27
8	23	15	1	17	264	12.10	76	2,181	80	184	30.30	69.70
9	4	15	6	17	264	12.10	77	2,181	144	120	54.55	45.45
7	18	15	7	16	263	12.06	78	2,181	141	122	53.61	46.39
7	31	15	6	13	263	12.06	79	2,181	126	137	47.91	52.09
8	10	15	2	16	263	12.06	80	2,181	113	150	42.97	57.03
5	25	15	2	13	262	12.01	81	2,181	77	185	29.39	70.61
8	1	15	7	16	262	12.01	82	2,181	125	137	47.71	52.29
6	26	15	6	17	261	11.97	83	2,181	111	150	42.53	57.47
8	3	15	2	16	261	11.97	84	2,181	116	145	44.44	55.56
8	21	15	6	13	261	11.97	85	2,181	135	126	51.72	48.28
9	5	15	7	17	261	11.97	86	2,181	119	142	45.59	54.41
7	12	15	1	13	260	11.92	87	2,181	106	154	40.77	59.23
9	11	15	6	17	259	11.88	88	2,181	118	141	45.56	54.44
10	16	15	6	16	259	11.88	89	2,181	99	160	38.22	61.78
8	14	15	6	14	258	11.83	90	2,181	112	146	43.41	56.59
8	28	15	6	15	258	11.83	91	2,181	99	159	38.37	61.63
9	9	15	4	16	258	11.83	92	2,181	117	141	45.35	54.65
7	18	15	7	13	257	11.78	93	2,181	146	111	56.81	43.19
8	1	15	7	15	257	11.78	94	2,181	159	98	61.87	38.13
8	9	15	1	13	257	11.78	95	2,181	127	130	49.42	50.58
8	24	15	2	16	257	11.78	96	2,181	116	141	45.14	54.86
6	28	15	1	12	256	11.74	97	2,181	100	156	39.06	60.94
7	29	15	4	16	256	11.74	98	2,181	117	139	45.70	54.30
8	11	15	3	16	256	11.74	99	2,181	120	136	46.88	53.13
7	17	15	6	16	255	11.69	100	2,181	110	145	43.14	56.86
8	1	15	7	12	255	11.69	101	2,181	158	97	61.96	38.04
8	19	15	4	13	255	11.69	102	2,181	113	142	44.31	55.69
9	6	15	1	13	255	11.69	103	2,181	121	134	47.45	52.55

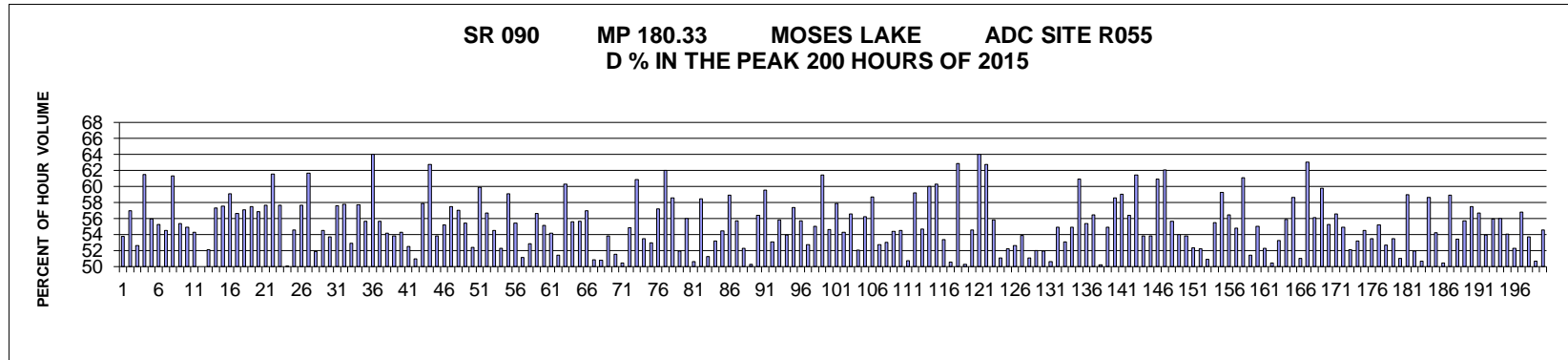
MO	DY	YR	DAY OF WK	HR	HR VOL	PERCENT OF AADT	HOUR NUMBER	AADT	NORTH VOLUME	SOUTH VOLUME	PERCENT NORTH IS OF TOTAL VOLUME	PERCENT SOUTH IS OF TOTAL VOLUME
5	25	15	2	15	254	11.65	104	2,181	68	186	26.77	73.23
7	1	15	4	14	254	11.65	105	2,181	135	119	53.15	46.85
7	4	15	7	13	254	11.65	106	2,181	163	91	64.17	35.83
7	26	15	1	14	254	11.65	107	2,181	113	141	44.49	55.51
8	3	15	2	14	254	11.65	108	2,181	120	134	47.24	52.76
8	7	15	6	13	254	11.65	109	2,181	117	137	46.06	53.94
8	19	15	4	14	254	11.65	110	2,181	131	123	51.57	48.43
7	2	15	5	15	253	11.60	111	2,181	118	135	46.64	53.36
7	17	15	6	13	253	11.60	112	2,181	119	134	47.04	52.96
7	18	15	7	14	253	11.60	113	2,181	164	89	64.82	35.18
9	11	15	6	15	253	11.60	114	2,181	126	127	49.80	50.20
6	26	15	6	14	252	11.55	115	2,181	111	141	44.05	55.95
7	6	15	2	16	252	11.55	116	2,181	101	151	40.08	59.92
7	29	15	4	15	252	11.55	117	2,181	133	119	52.78	47.22
8	27	15	5	15	252	11.55	118	2,181	112	140	44.44	55.56
6	12	15	6	16	251	11.51	119	2,181	119	132	47.41	52.59
7	24	15	6	13	251	11.51	120	2,181	121	130	48.21	51.79
8	11	15	3	17	251	11.51	121	2,181	99	152	39.44	60.56
7	5	15	1	11	250	11.46	122	2,181	102	148	40.80	59.20
8	6	15	5	16	250	11.46	123	2,181	114	136	45.60	54.40
7	3	15	6	12	249	11.42	124	2,181	148	101	59.44	40.56
8	11	15	3	15	249	11.42	125	2,181	117	132	46.99	53.01
8	21	15	6	14	249	11.42	126	2,181	111	138	44.58	55.42
5	25	15	2	12	248	11.37	127	2,181	85	163	34.27	65.73
6	19	15	6	16	248	11.37	128	2,181	130	118	52.42	47.58
7	24	15	6	15	248	11.37	129	2,181	116	132	46.77	53.23
8	13	15	5	18	248	11.37	130	2,181	111	137	44.76	55.24
8	17	15	2	15	248	11.37	131	2,181	120	128	48.39	51.61
8	20	15	5	15	248	11.37	132	2,181	132	116	53.23	46.77
7	2	15	5	14	247	11.33	133	2,181	137	110	55.47	44.53
7	17	15	6	12	247	11.33	134	2,181	121	126	48.99	51.01
7	18	15	7	17	247	11.33	135	2,181	130	117	52.63	47.37
8	17	15	2	16	247	11.33	136	2,181	114	133	46.15	53.85
8	28	15	6	12	247	11.33	137	2,181	101	146	40.89	59.11
9	5	15	7	16	247	11.33	138	2,181	109	138	44.13	55.87
9	23	15	4	16	247	11.33	139	2,181	84	163	34.01	65.99
7	3	15	6	19	246	11.28	140	2,181	129	117	52.44	47.56
8	16	15	1	12	246	11.28	141	2,181	99	147	40.24	59.76
8	16	15	1	16	246	11.28	142	2,181	93	153	37.80	62.20
8	22	15	7	14	246	11.28	143	2,181	137	109	55.69	44.31
8	23	15	1	12	246	11.28	144	2,181	103	143	41.87	58.13
9	13	15	1	14	246	11.28	145	2,181	84	162	34.15	65.85
10	16	15	6	17	246	11.28	146	2,181	97	149	39.43	60.57
8	5	15	4	16	245	11.23	147	2,181	117	128	47.76	52.24
8	8	15	7	12	245	11.23	148	2,181	137	108	55.92	44.08

MO	DY	YR	DAY OF WK	HR	HR VOL	PERCENT OF AADT	HOUR NUMBER	AADT	NORTH VOLUME	SOUTH VOLUME	PERCENT NORTH IS OF TOTAL VOLUME	PERCENT SOUTH IS OF TOTAL VOLUME
11	6	15	6	16	245	11.23	149	2,181	96	149	39.18	60.82
6	21	15	1	14	244	11.19	150	2,181	111	133	45.49	54.51
7	26	15	1	13	244	11.19	151	2,181	117	127	47.95	52.05
8	9	15	1	17	244	11.19	152	2,181	93	151	38.11	61.89
10	15	15	5	16	244	11.19	153	2,181	109	135	44.67	55.33
7	10	15	6	13	243	11.14	154	2,181	121	122	49.79	50.21
7	11	15	7	13	243	11.14	155	2,181	125	118	51.44	48.56
7	16	15	5	15	243	11.14	156	2,181	107	136	44.03	55.97
7	24	15	6	16	243	11.14	157	2,181	103	140	42.39	57.61
8	9	15	1	12	243	11.14	158	2,181	109	134	44.86	55.14
8	12	15	4	17	243	11.14	159	2,181	100	143	41.15	58.85
8	16	15	1	17	243	11.14	160	2,181	86	157	35.39	64.61
9	13	15	1	15	243	11.14	161	2,181	87	156	35.80	64.20
8	24	15	2	15	242	11.10	162	2,181	124	118	51.24	48.76
8	28	15	6	13	242	11.10	163	2,181	101	141	41.74	58.26
6	14	15	1	15	241	11.05	164	2,181	113	128	46.89	53.11
6	22	15	2	16	241	11.05	165	2,181	105	136	43.57	56.43
7	10	15	6	15	241	11.05	166	2,181	112	129	46.47	53.53
7	13	15	2	16	241	11.05	167	2,181	110	131	45.64	54.36
7	19	15	1	18	241	11.05	168	2,181	70	171	29.05	70.95
8	3	15	2	17	241	11.05	169	2,181	94	147	39.00	61.00
8	13	15	5	15	241	11.05	170	2,181	108	133	44.81	55.19
9	13	15	1	13	241	11.05	171	2,181	93	148	38.59	61.41
9	14	15	2	16	241	11.05	172	2,181	90	151	37.34	62.66
6	7	15	1	16	240	11.00	173	2,181	89	151	37.08	62.92
6	28	15	1	17	240	11.00	174	2,181	84	156	35.00	65.00
7	10	15	6	14	240	11.00	175	2,181	137	103	57.08	42.92
7	18	15	7	12	240	11.00	176	2,181	127	113	52.92	47.08
7	29	15	4	17	240	11.00	177	2,181	104	136	43.33	56.67
7	30	15	5	17	240	11.00	178	2,181	109	131	45.42	54.58
8	2	15	1	17	240	11.00	179	2,181	94	146	39.17	60.83
8	15	15	7	12	240	11.00	180	2,181	128	112	53.33	46.67
8	18	15	3	17	240	11.00	181	2,181	88	152	36.67	63.33
8	22	15	7	12	240	11.00	182	2,181	151	89	62.92	37.08
8	22	15	7	17	240	11.00	183	2,181	103	137	42.92	57.08
9	4	15	6	15	240	11.00	184	2,181	97	143	40.42	59.58
9	6	15	1	18	240	11.00	185	2,181	55	185	22.92	77.08
10	22	15	5	16	240	11.00	186	2,181	87	153	36.25	63.75
6	17	15	4	16	239	10.96	187	2,181	99	140	41.42	58.58
7	15	15	4	16	239	10.96	188	2,181	113	126	47.28	52.72
7	17	15	6	15	239	10.96	189	2,181	118	121	49.37	50.63
7	18	15	7	15	239	10.96	190	2,181	148	91	61.92	38.08
7	24	15	6	17	239	10.96	191	2,181	109	130	45.61	54.39
8	14	15	6	12	239	10.96	192	2,181	101	138	42.26	57.74
8	20	15	5	16	239	10.96	193	2,181	99	140	41.42	58.58

MO	DY	YR	DAY OF WK	HR	HR VOL	PERCENT OF AADT	HOUR NUMBER	AADT	NORTH VOLUME	SOUTH VOLUME	PERCENT NORTH IS OF TOTAL VOLUME	PERCENT SOUTH IS OF TOTAL VOLUME
8	26	15	4	17	239	10.96	194	2,181	96	143	40.17	59.83
9	25	15	6	15	239	10.96	195	2,181	111	128	46.44	53.56
10	1	15	5	16	239	10.96	196	2,181	93	146	38.91	61.09
7	4	15	7	12	238	10.91	197	2,181	137	101	57.56	42.44
7	20	15	2	14	238	10.91	198	2,181	125	113	52.52	47.48
8	7	15	6	14	238	10.91	199	2,181	102	136	42.86	57.14
8	12	15	4	15	238	10.91	200	2,181	111	127	46.64	53.36



AADT= 11843 K 30 FACTOR= 14.42 K 100 FACTOR= 12.86 K 200 FACTOR= 11.89 D 100 FACTOR= 54.63



MO	DY	YR	DAY OF WK	HR	HR VOL	PERCENT OF AADT	HOUR NUMBER	AADT	EAST VOLUME	WEST VOLUME	PERCENT EAST IS OF TOTAL VOLUME	PERCENT WEST IS OF TOTAL VOLUME
11	29	15	1	15	2,218	18.73	1	11,843	1,193	1,025	53.79	46.21
7	31	15	6	15	2,023	17.08	2	11,843	871	1,152	43.05	56.95
11	29	15	1	14	2,019	17.05	3	11,843	1,062	957	52.60	47.40
8	16	15	1	16	1,984	16.75	4	11,843	764	1,220	38.51	61.49
8	9	15	1	13	1,925	16.25	5	11,843	848	1,077	44.05	55.95
8	9	15	1	15	1,911	16.14	6	11,843	855	1,056	44.74	55.26
11	29	15	1	16	1,908	16.11	7	11,843	1,040	868	54.51	45.49
6	28	15	1	15	1,901	16.05	8	11,843	735	1,166	38.66	61.34
8	9	15	1	14	1,899	16.03	9	11,843	847	1,052	44.60	55.40
7	19	15	1	15	1,888	15.94	10	11,843	851	1,037	45.07	54.93
11	29	15	1	13	1,887	15.93	11	11,843	863	1,024	45.73	54.27
8	9	15	1	16	1,834	15.49	12	11,843	917	917	50.00	50.00
11	25	15	4	15	1,810	15.28	13	11,843	943	867	52.10	47.90

MO	DY	YR	DAY OF WK	HR	HR VOL	PERCENT OF AADT	HOUR NUMBER	AADT	EAST VOLUME	WEST VOLUME	PERCENT EAST IS OF TOTAL VOLUME	PERCENT WEST IS OF TOTAL VOLUME
7	26	15	1	15	1,801	15.21	14	11,843	769	1,032	42.70	57.30
7	5	15	1	14	1,799	15.19	15	11,843	764	1,035	42.47	57.53
8	16	15	1	13	1,798	15.18	16	11,843	736	1,062	40.93	59.07
7	17	15	6	14	1,794	15.15	17	11,843	1,016	778	56.63	43.37
7	26	15	1	14	1,790	15.11	18	11,843	768	1,022	42.91	57.09
8	23	15	1	15	1,788	15.10	19	11,843	760	1,028	42.51	57.49
11	25	15	4	16	1,778	15.01	20	11,843	1,011	767	56.86	43.14
7	19	15	1	14	1,774	14.98	21	11,843	751	1,023	42.33	57.67
7	19	15	1	13	1,769	14.94	22	11,843	680	1,089	38.44	61.56
7	5	15	1	15	1,765	14.90	23	11,843	747	1,018	42.32	57.68
11	25	15	4	14	1,763	14.89	24	11,843	882	881	50.03	49.97
7	26	15	1	16	1,756	14.83	25	11,843	798	958	45.44	54.56
7	26	15	1	13	1,754	14.81	26	11,843	743	1,011	42.36	57.64
7	5	15	1	13	1,738	14.68	27	11,843	666	1,072	38.32	61.68
8	7	15	6	15	1,725	14.57	28	11,843	895	830	51.88	48.12
8	2	15	1	15	1,713	14.46	29	11,843	779	934	45.48	54.52
7	19	15	1	16	1,708	14.42	30	11,843	791	917	46.31	53.69
6	28	15	1	16	1,705	14.40	31	11,843	723	982	42.40	57.60
7	5	15	1	16	1,702	14.37	32	11,843	719	983	42.24	57.76
8	7	15	6	14	1,699	14.35	33	11,843	800	899	47.09	52.91
8	23	15	1	14	1,694	14.30	34	11,843	716	978	42.27	57.73
9	7	15	2	15	1,690	14.27	35	11,843	749	941	44.32	55.68
10	11	15	1	16	1,680	14.19	36	11,843	605	1,075	36.01	63.99
11	29	15	1	12	1,680	14.19	37	11,843	745	935	44.35	55.65
7	12	15	1	14	1,677	14.16	38	11,843	768	909	45.80	54.20
7	12	15	1	15	1,675	14.14	39	11,843	773	902	46.15	53.85
8	9	15	1	12	1,673	14.13	40	11,843	765	908	45.73	54.27
7	12	15	1	16	1,667	14.08	41	11,843	792	875	47.51	52.49
8	14	15	6	14	1,662	14.03	42	11,843	847	815	50.96	49.04
8	23	15	1	13	1,658	14.00	43	11,843	698	960	42.10	57.90
6	28	15	1	17	1,650	13.93	44	11,843	615	1,035	37.27	62.73
8	2	15	1	14	1,642	13.86	45	11,843	758	884	46.16	53.84
5	22	15	6	14	1,640	13.85	46	11,843	735	905	44.82	55.18
9	7	15	2	14	1,640	13.85	47	11,843	697	943	42.50	57.50
7	12	15	1	13	1,639	13.84	48	11,843	704	935	42.95	57.05
8	7	15	6	13	1,638	13.83	49	11,843	730	908	44.57	55.43
7	31	15	6	14	1,635	13.81	50	11,843	778	857	47.58	52.42
8	30	15	1	15	1,635	13.81	51	11,843	656	979	40.12	59.88
8	16	15	1	14	1,633	13.79	52	11,843	707	926	43.29	56.71
8	23	15	1	16	1,630	13.76	53	11,843	741	889	45.46	54.54
8	14	15	6	15	1,625	13.72	54	11,843	850	775	52.31	47.69
11	25	15	4	17	1,623	13.70	55	11,843	959	664	59.09	40.91
11	29	15	1	17	1,621	13.69	56	11,843	899	722	55.46	44.54
8	7	15	6	16	1,617	13.65	57	11,843	827	790	51.14	48.86
6	14	15	1	15	1,613	13.62	58	11,843	760	853	47.12	52.88

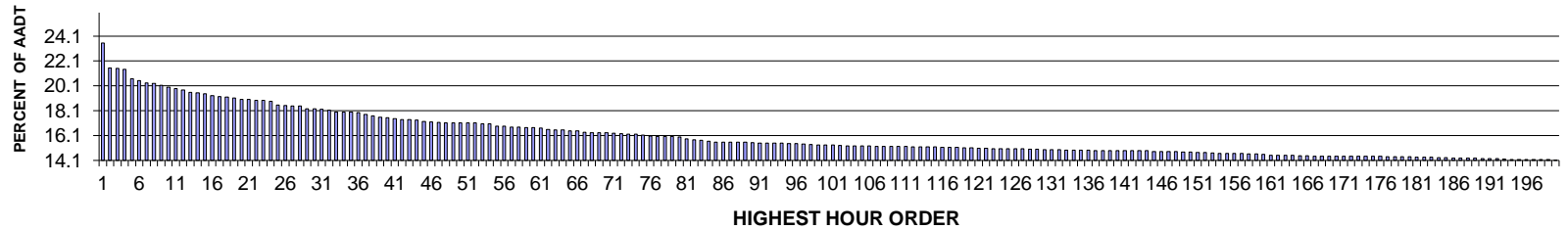
MO	DY	YR	DAY OF WK	HR	HR VOL	PERCENT OF AADT	HOUR NUMBER	AADT	EAST VOLUME	WEST VOLUME	PERCENT EAST IS OF TOTAL VOLUME	PERCENT WEST IS OF TOTAL VOLUME
8	2	15	1	16	1,612	13.61	59	11,843	699	913	43.36	56.64
9	7	15	2	13	1,608	13.58	60	11,843	721	887	44.84	55.16
9	20	15	1	15	1,603	13.54	61	11,843	735	868	45.85	54.15
6	28	15	1	12	1,602	13.53	62	11,843	778	824	48.56	51.44
8	7	15	6	12	1,599	13.50	63	11,843	635	964	39.71	60.29
8	16	15	1	15	1,596	13.48	64	11,843	709	887	44.42	55.58
8	2	15	1	13	1,593	13.45	65	11,843	706	887	44.32	55.68
6	26	15	6	15	1,589	13.42	66	11,843	905	684	56.95	43.05
7	24	15	6	15	1,589	13.42	67	11,843	808	781	50.85	49.15
7	10	15	6	14	1,588	13.41	68	11,843	781	807	49.18	50.82
8	14	15	6	13	1,588	13.41	69	11,843	733	855	46.16	53.84
6	28	15	1	13	1,582	13.36	70	11,843	767	815	48.48	51.52
6	28	15	1	14	1,580	13.34	71	11,843	797	783	50.44	49.56
9	7	15	2	16	1,578	13.32	72	11,843	712	866	45.12	54.88
8	30	15	1	14	1,575	13.30	73	11,843	616	959	39.11	60.89
5	8	15	6	15	1,574	13.29	74	11,843	842	732	53.49	46.51
8	23	15	1	17	1,574	13.29	75	11,843	740	834	47.01	52.99
6	14	15	1	14	1,566	13.22	76	11,843	670	896	42.78	57.22
5	3	15	1	17	1,559	13.16	77	11,843	592	967	37.97	62.03
6	26	15	6	14	1,559	13.16	78	11,843	913	646	58.56	41.44
6	12	15	6	15	1,557	13.15	79	11,843	809	748	51.96	48.04
7	26	15	1	17	1,557	13.15	80	11,843	685	872	43.99	56.01
8	7	15	6	17	1,557	13.15	81	11,843	788	769	50.61	49.39
9	20	15	1	14	1,554	13.12	82	11,843	645	909	41.51	58.49
6	21	15	1	16	1,553	13.11	83	11,843	796	757	51.26	48.74
11	25	15	4	13	1,551	13.10	84	11,843	726	825	46.81	53.19
5	25	15	2	15	1,550	13.09	85	11,843	706	844	45.55	54.45
5	3	15	1	16	1,546	13.05	86	11,843	635	911	41.07	58.93
7	31	15	6	16	1,544	13.04	87	11,843	860	684	55.70	44.30
7	12	15	1	17	1,541	13.01	88	11,843	735	806	47.70	52.30
8	14	15	6	16	1,540	13.00	89	11,843	766	774	49.74	50.26
7	6	15	2	14	1,539	13.00	90	11,843	671	868	43.60	56.40
7	24	15	6	12	1,538	12.99	91	11,843	622	916	40.44	59.56
7	24	15	6	14	1,538	12.99	92	11,843	816	722	53.06	46.94
7	19	15	1	17	1,537	12.98	93	11,843	679	858	44.18	55.82
6	21	15	1	15	1,529	12.91	94	11,843	704	825	46.04	53.96
8	14	15	6	12	1,528	12.90	95	11,843	651	877	42.60	57.40
7	26	15	1	12	1,526	12.89	96	11,843	676	850	44.30	55.70
9	4	15	6	18	1,526	12.89	97	11,843	721	805	47.25	52.75
9	13	15	1	16	1,524	12.87	98	11,843	685	839	44.95	55.05
6	14	15	1	13	1,523	12.86	99	11,843	587	936	38.54	61.46
6	21	15	1	14	1,523	12.86	100	11,843	691	832	45.37	54.63
10	18	15	1	15	1,523	12.86	101	11,843	641	882	42.09	57.91
3	29	15	1	17	1,522	12.85	102	11,843	696	826	45.73	54.27
4	12	15	1	15	1,520	12.83	103	11,843	660	860	43.42	56.58

MO	DY	YR	DAY OF WK	HR	HR VOL	PERCENT OF AADT	HOUR NUMBER	AADT	EAST VOLUME	WEST VOLUME	PERCENT EAST IS OF TOTAL VOLUME	PERCENT WEST IS OF TOTAL VOLUME
4	12	15	1	16	1,517	12.81	104	11,843	727	790	47.92	52.08
5	25	15	2	14	1,517	12.81	105	11,843	664	853	43.77	56.23
7	5	15	1	17	1,517	12.81	106	11,843	627	890	41.33	58.67
8	9	15	1	17	1,515	12.79	107	11,843	799	716	52.74	47.26
5	22	15	6	15	1,514	12.78	108	11,843	803	711	53.04	46.96
11	28	15	7	14	1,512	12.77	109	11,843	689	823	45.57	54.43
7	10	15	6	13	1,509	12.74	110	11,843	686	823	45.46	54.54
8	16	15	1	18	1,509	12.74	111	11,843	766	743	50.76	49.24
4	12	15	1	14	1,508	12.73	112	11,843	615	893	40.78	59.22
7	17	15	6	15	1,507	12.72	113	11,843	824	683	54.68	45.32
11	25	15	4	12	1,507	12.72	114	11,843	603	904	40.01	59.99
6	26	15	6	16	1,506	12.72	115	11,843	908	598	60.29	39.71
7	24	15	6	16	1,506	12.72	116	11,843	804	702	53.39	46.61
9	20	15	1	16	1,503	12.69	117	11,843	743	760	49.43	50.57
11	28	15	7	13	1,502	12.68	118	11,843	558	944	37.15	62.85
8	9	15	1	18	1,501	12.67	119	11,843	755	746	50.30	49.70
5	8	15	6	16	1,499	12.66	120	11,843	818	681	54.57	45.43
7	5	15	1	12	1,497	12.64	121	11,843	539	958	36.01	63.99
8	30	15	1	16	1,497	12.64	122	11,843	558	939	37.27	62.73
7	31	15	6	17	1,496	12.63	123	11,843	835	661	55.82	44.18
8	21	15	6	16	1,496	12.63	124	11,843	764	732	51.07	48.93
9	4	15	6	15	1,496	12.63	125	11,843	715	781	47.79	52.21
7	3	15	6	11	1,494	12.62	126	11,843	786	708	52.61	47.39
9	7	15	2	12	1,494	12.62	127	11,843	689	805	46.12	53.88
7	10	15	6	15	1,492	12.60	128	11,843	762	730	51.07	48.93
8	15	15	7	12	1,489	12.57	129	11,843	715	774	48.02	51.98
9	4	15	6	17	1,488	12.56	130	11,843	715	773	48.05	51.95
5	25	15	2	16	1,486	12.55	131	11,843	752	734	50.61	49.39
7	3	15	6	12	1,486	12.55	132	11,843	816	670	54.91	45.09
8	21	15	6	14	1,482	12.51	133	11,843	787	695	53.10	46.90
9	7	15	2	17	1,482	12.51	134	11,843	668	814	45.07	54.93
9	20	15	1	13	1,481	12.51	135	11,843	579	902	39.10	60.90
10	18	15	1	16	1,479	12.49	136	11,843	660	819	44.62	55.38
4	12	15	1	17	1,476	12.46	137	11,843	643	833	43.56	56.44
8	21	15	6	17	1,474	12.45	138	11,843	734	740	49.80	50.20
3	29	15	1	15	1,471	12.42	139	11,843	663	808	45.07	54.93
7	10	15	6	12	1,470	12.41	140	11,843	609	861	41.43	58.57
6	7	15	1	15	1,469	12.40	141	11,843	602	867	40.98	59.02
8	30	15	1	17	1,465	12.37	142	11,843	639	826	43.62	56.38
8	30	15	1	13	1,463	12.35	143	11,843	564	899	38.55	61.45
6	12	15	6	16	1,458	12.31	144	11,843	785	673	53.84	46.16
6	19	15	6	16	1,458	12.31	145	11,843	785	673	53.84	46.16
6	26	15	6	17	1,457	12.30	146	11,843	888	569	60.95	39.05
6	28	15	1	18	1,455	12.29	147	11,843	552	903	37.94	62.06
9	18	15	6	16	1,454	12.28	148	11,843	809	645	55.64	44.36

MO	DY	YR	DAY OF WK	HR	HR VOL	PERCENT OF AADT	HOUR NUMBER	AADT	EAST VOLUME	WEST VOLUME	PERCENT EAST IS OF TOTAL VOLUME	PERCENT WEST IS OF TOTAL VOLUME
7	24	15	6	13	1,453	12.27	149	11,843	668	785	45.97	54.03
8	21	15	6	15	1,453	12.27	150	11,843	782	671	53.82	46.18
9	4	15	6	14	1,453	12.27	151	11,843	692	761	47.63	52.37
6	19	15	6	14	1,452	12.26	152	11,843	758	694	52.20	47.80
6	19	15	6	15	1,451	12.25	153	11,843	739	712	50.93	49.07
8	21	15	6	13	1,451	12.25	154	11,843	646	805	44.52	55.48
11	8	15	1	15	1,451	12.25	155	11,843	591	860	40.73	59.27
6	21	15	1	13	1,450	12.24	156	11,843	631	819	43.52	56.48
6	14	15	1	16	1,449	12.24	157	11,843	655	794	45.20	54.80
6	26	15	6	18	1,449	12.24	158	11,843	885	564	61.08	38.92
6	26	15	6	12	1,448	12.23	159	11,843	703	745	48.55	51.45
10	16	15	6	17	1,448	12.23	160	11,843	797	651	55.04	44.96
3	15	15	1	17	1,444	12.19	161	11,843	755	689	52.29	47.71
6	26	15	6	13	1,444	12.19	162	11,843	729	715	50.48	49.52
7	17	15	6	16	1,444	12.19	163	11,843	769	675	53.25	46.75
10	25	15	1	16	1,444	12.19	164	11,843	637	807	44.11	55.89
8	16	15	1	12	1,443	12.18	165	11,843	597	846	41.37	58.63
3	15	15	1	16	1,442	12.18	166	11,843	706	736	48.96	51.04
5	10	15	1	15	1,440	12.16	167	11,843	532	908	36.94	63.06
10	11	15	1	17	1,437	12.13	168	11,843	631	806	43.91	56.09
6	14	15	1	12	1,435	12.12	169	11,843	577	858	40.21	59.79
11	28	15	7	15	1,435	12.12	170	11,843	642	793	44.74	55.26
3	29	15	1	16	1,433	12.10	171	11,843	622	811	43.41	56.59
4	17	15	6	15	1,433	12.10	172	11,843	787	646	54.92	45.08
5	22	15	6	13	1,433	12.10	173	11,843	686	747	47.87	52.13
6	19	15	6	17	1,432	12.09	174	11,843	762	670	53.21	46.79
9	4	15	6	13	1,432	12.09	175	11,843	651	781	45.46	54.54
7	26	15	1	18	1,429	12.07	176	11,843	665	764	46.54	53.46
8	2	15	1	17	1,428	12.06	177	11,843	640	788	44.82	55.18
5	17	15	1	16	1,427	12.05	178	11,843	675	752	47.30	52.70
6	12	15	6	14	1,426	12.04	179	11,843	763	663	53.51	46.49
8	15	15	7	13	1,426	12.04	180	11,843	728	698	51.05	48.95
8	16	15	1	17	1,424	12.02	181	11,843	584	840	41.01	58.99
7	24	15	6	17	1,423	12.02	182	11,843	739	684	51.93	48.07
5	25	15	2	17	1,422	12.01	183	11,843	701	721	49.30	50.70
7	2	15	5	17	1,422	12.01	184	11,843	834	588	58.65	41.35
7	10	15	6	16	1,422	12.01	185	11,843	771	651	54.22	45.78
5	22	15	6	16	1,421	12.00	186	11,843	704	717	49.54	50.46
7	6	15	2	13	1,421	12.00	187	11,843	584	837	41.10	58.90
3	29	15	1	18	1,420	11.99	188	11,843	661	759	46.55	53.45
8	28	15	6	15	1,420	11.99	189	11,843	791	629	55.70	44.30
8	14	15	6	11	1,418	11.97	190	11,843	603	815	42.52	57.48
10	11	15	1	15	1,418	11.97	191	11,843	614	804	43.30	56.70
5	8	15	6	17	1,417	11.96	192	11,843	764	653	53.92	46.08
7	6	15	2	15	1,415	11.95	193	11,843	623	792	44.03	55.97

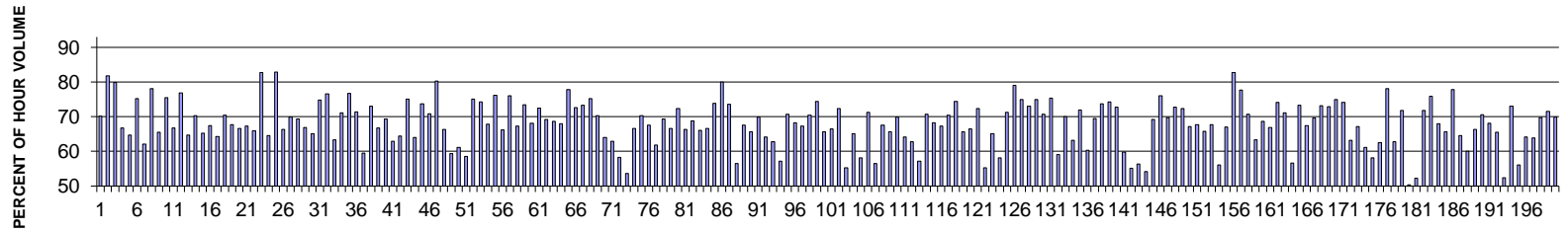
MO	DY	YR	DAY OF WK	HR	HR VOL	PERCENT OF AADT	HOUR NUMBER	AADT	EAST VOLUME	WEST VOLUME	PERCENT EAST IS OF TOTAL VOLUME	PERCENT WEST IS OF TOTAL VOLUME
3	22	15	1	17	1,413	11.93	194	11,843	622	791	44.02	55.98
7	24	15	6	11	1,413	11.93	195	11,843	649	764	45.93	54.07
8	3	15	2	14	1,413	11.93	196	11,843	739	674	52.30	47.70
10	16	15	6	18	1,412	11.92	197	11,843	802	610	56.80	43.20
10	16	15	6	16	1,410	11.91	198	11,843	757	653	53.69	46.31
6	19	15	6	13	1,408	11.89	199	11,843	714	694	50.71	49.29
10	16	15	6	15	1,408	11.89	200	11,843	768	640	54.55	45.45

**SR 970 MP 6.85 TEANAWAY ADC SITE R057
K FOR PEAK 200 HOURS OF 2015
Recreational Site**



AADT= 4672 K 30 FACTOR= 18.24 K 100 FACTOR= 15.33 K 200 FACTOR= 14.15 D 100 FACTOR= 65.64

**SR 970 MP 6.85 TEANAWAY ADC SITE R057
D % IN THE PEAK 200 HOURS OF 2015**



MO	DY	YR	DAY OF WK	HR	HR VOL	PERCENT OF AADT	HOUR NUMBER	AADT	EAST VOLUME	WEST VOLUME	PERCENT EAST IS OF TOTAL VOLUME	PERCENT WEST IS OF TOTAL VOLUME
	7	19	15	1	1,101	23.57	1	4,672	328	773	29.79	70.21
	5	25	15	2	1,007	21.55	2	4,672	184	823	18.27	81.73
	5	25	15	2	1,005	21.51	3	4,672	202	803	20.10	79.90
	6	21	15	1	1,001	21.43	4	4,672	333	668	33.27	66.73
	8	9	15	1	966	20.68	5	4,672	341	625	35.30	64.70
	7	5	15	1	958	20.51	6	4,672	237	721	24.74	75.26
	7	26	15	1	950	20.33	7	4,672	360	590	37.89	62.11
	10	18	15	1	948	20.29	8	4,672	207	741	21.84	78.16
	8	9	15	1	941	20.14	9	4,672	324	617	34.43	65.57
	10	11	15	1	934	19.99	10	4,672	229	705	24.52	75.48
	8	2	15	1	929	19.88	11	4,672	309	620	33.26	66.74
	7	5	15	1	924	19.78	12	4,672	214	710	23.16	76.84
	8	2	15	1	915	19.58	13	4,672	323	592	35.30	64.70

MO	DY	YR	DAY OF WK	HR	HR VOL	PERCENT OF AADT	HOUR NUMBER	AADT	EAST VOLUME	WEST VOLUME	PERCENT EAST IS OF TOTAL VOLUME	PERCENT WEST IS OF TOTAL VOLUME
7	12	15	1	14	913	19.54	14	4,672	271	642	29.68	70.32
6	28	15	1	14	910	19.48	15	4,672	316	594	34.73	65.27
6	21	15	1	14	902	19.31	16	4,672	294	608	32.59	67.41
8	9	15	1	14	899	19.24	17	4,672	321	578	35.71	64.29
6	21	15	1	15	898	19.22	18	4,672	265	633	29.51	70.49
7	26	15	1	13	893	19.11	19	4,672	288	605	32.25	67.75
6	28	15	1	13	889	19.03	20	4,672	297	592	33.41	66.59
8	16	15	1	14	889	19.03	21	4,672	291	598	32.73	67.27
7	26	15	1	15	885	18.94	22	4,672	302	583	34.12	65.88
5	25	15	2	14	884	18.92	23	4,672	153	731	17.31	82.69
7	12	15	1	15	882	18.88	24	4,672	313	569	35.49	64.51
5	25	15	2	11	867	18.56	25	4,672	148	719	17.07	82.93
8	9	15	1	12	866	18.54	26	4,672	292	574	33.72	66.28
6	28	15	1	12	864	18.49	27	4,672	260	604	30.09	69.91
7	12	15	1	13	863	18.47	28	4,672	264	599	30.59	69.41
8	2	15	1	15	853	18.26	29	4,672	282	571	33.06	66.94
7	12	15	1	12	852	18.24	30	4,672	297	555	34.86	65.14
10	11	15	1	16	851	18.21	31	4,672	214	637	25.15	74.85
10	18	15	1	13	848	18.15	32	4,672	198	650	23.35	76.65
7	26	15	1	16	841	18.00	33	4,672	308	533	36.62	63.38
6	21	15	1	16	840	17.98	34	4,672	242	598	28.81	71.19
10	4	15	1	13	840	17.98	35	4,672	195	645	23.21	76.79
7	5	15	1	14	839	17.96	36	4,672	240	599	28.61	71.39
7	19	15	1	14	832	17.81	37	4,672	337	495	40.50	59.50
10	4	15	1	12	827	17.70	38	4,672	223	604	26.96	73.04
6	21	15	1	12	822	17.59	39	4,672	273	549	33.21	66.79
9	13	15	1	16	820	17.55	40	4,672	251	569	30.61	69.39
8	2	15	1	12	816	17.47	41	4,672	303	513	37.13	62.87
8	9	15	1	16	812	17.38	42	4,672	289	523	35.59	64.41
10	4	15	1	14	812	17.38	43	4,672	202	610	24.88	75.12
7	19	15	1	13	810	17.34	44	4,672	291	519	35.93	64.07
10	4	15	1	16	806	17.25	45	4,672	212	594	26.30	73.70
8	16	15	1	15	804	17.21	46	4,672	234	570	29.10	70.90
5	25	15	2	15	802	17.17	47	4,672	158	644	19.70	80.30
6	14	15	1	13	801	17.14	48	4,672	270	531	33.71	66.29
7	17	15	6	15	801	17.14	49	4,672	476	325	59.43	40.57
7	26	15	1	12	801	17.14	50	4,672	311	490	38.83	61.17
8	7	15	6	16	801	17.14	51	4,672	469	332	58.55	41.45
9	7	15	2	12	800	17.12	52	4,672	199	601	24.88	75.13
5	23	15	7	11	796	17.04	53	4,672	591	205	74.25	25.75
6	14	15	1	15	796	17.04	54	4,672	256	540	32.16	67.84
5	23	15	7	12	787	16.85	55	4,672	600	187	76.24	23.76
7	19	15	1	16	787	16.85	56	4,672	266	521	33.80	66.20
5	23	15	7	13	785	16.80	57	4,672	597	188	76.05	23.95
7	12	15	1	16	785	16.80	58	4,672	257	528	32.74	67.26

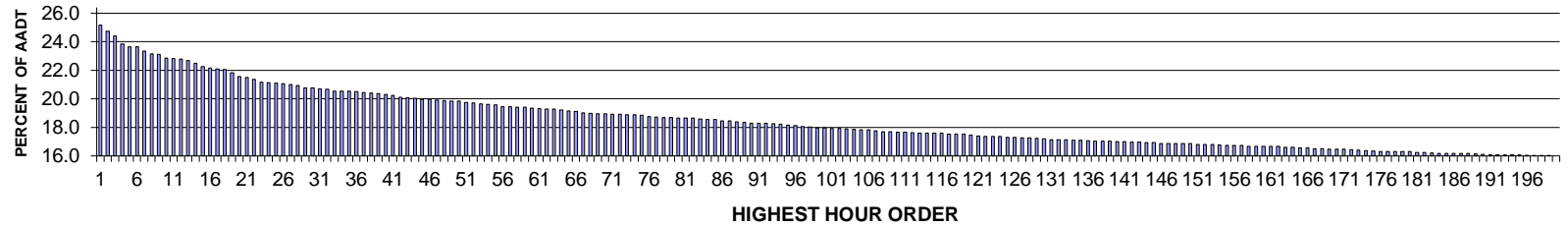
MO	DY	YR	DAY OF WK	HR	HR VOL	PERCENT OF AADT	HOUR NUMBER	AADT	EAST VOLUME	WEST VOLUME	PERCENT EAST IS OF TOTAL VOLUME	PERCENT WEST IS OF TOTAL VOLUME
7	3	15	6	12	782	16.74	59	4,672	574	208	73.40	26.60
8	2	15	1	16	782	16.74	60	4,672	249	533	31.84	68.16
10	4	15	1	15	780	16.70	61	4,672	214	566	27.44	72.56
8	16	15	1	16	775	16.59	62	4,672	239	536	30.84	69.16
7	19	15	1	17	774	16.57	63	4,672	242	532	31.27	68.73
6	7	15	1	13	773	16.55	64	4,672	247	526	31.95	68.05
7	5	15	1	11	770	16.48	65	4,672	171	599	22.21	77.79
10	25	15	1	15	770	16.48	66	4,672	211	559	27.40	72.60
9	7	15	2	13	764	16.35	67	4,672	204	560	26.70	73.30
10	4	15	1	17	763	16.33	68	4,672	189	574	24.77	75.23
7	3	15	6	13	762	16.31	69	4,672	536	226	70.34	29.66
8	14	15	6	15	762	16.31	70	4,672	488	274	64.04	35.96
7	24	15	6	15	761	16.29	71	4,672	479	282	62.94	37.06
6	28	15	1	15	759	16.25	72	4,672	317	442	41.77	58.23
7	17	15	6	14	758	16.22	73	4,672	407	351	53.69	46.31
7	26	15	1	17	757	16.20	74	4,672	253	504	33.42	66.58
9	20	15	1	15	753	16.12	75	4,672	224	529	29.75	70.25
7	12	15	1	17	751	16.07	76	4,672	244	507	32.49	67.51
7	19	15	1	12	749	16.03	77	4,672	286	463	38.18	61.82
10	16	15	6	17	749	16.03	78	4,672	519	230	69.29	30.71
12	26	15	7	13	748	16.01	79	4,672	498	250	66.58	33.42
10	11	15	1	17	747	15.99	80	4,672	206	541	27.58	72.42
8	9	15	1	17	739	15.82	81	4,672	249	490	33.69	66.31
6	21	15	1	17	737	15.77	82	4,672	230	507	31.21	68.79
7	17	15	6	17	735	15.73	83	4,672	486	249	66.12	33.88
6	14	15	1	12	730	15.63	84	4,672	244	486	33.42	66.58
8	16	15	1	13	728	15.58	85	4,672	190	538	26.10	73.90
5	22	15	6	18	727	15.56	86	4,672	582	145	80.06	19.94
5	31	15	1	13	727	15.56	87	4,672	192	535	26.41	73.59
7	18	15	7	12	727	15.56	88	4,672	411	316	56.53	43.47
7	24	15	6	16	727	15.56	89	4,672	491	236	67.54	32.46
6	19	15	6	15	725	15.52	90	4,672	476	249	65.66	34.34
6	14	15	1	14	724	15.50	91	4,672	218	506	30.11	69.89
7	10	15	6	15	724	15.50	92	4,672	464	260	64.09	35.91
8	23	15	1	14	724	15.50	93	4,672	269	455	37.15	62.85
8	8	15	7	13	723	15.48	94	4,672	413	310	57.12	42.88
6	14	15	1	16	722	15.45	95	4,672	211	511	29.22	70.78
6	19	15	6	16	722	15.45	96	4,672	493	229	68.28	31.72
9	20	15	1	16	720	15.41	97	4,672	235	485	32.64	67.36
7	3	15	6	11	719	15.39	98	4,672	507	212	70.51	29.49
5	22	15	6	16	717	15.35	99	4,672	533	184	74.34	25.66
6	19	15	6	14	716	15.33	100	4,672	470	246	65.64	34.36
7	5	15	1	15	716	15.33	101	4,672	240	476	33.52	66.48
11	29	15	1	13	715	15.30	102	4,672	198	517	27.69	72.31
8	14	15	6	14	714	15.28	103	4,672	395	319	55.32	44.68

MO	DY	YR	DAY OF WK	HR	HR VOL	PERCENT OF AADT	HOUR NUMBER	AADT	EAST VOLUME	WEST VOLUME	PERCENT EAST IS OF TOTAL VOLUME	PERCENT WEST IS OF TOTAL VOLUME
8	14	15	6	16	714	15.28	104	4,672	465	249	65.13	34.87
8	16	15	1	17	714	15.28	105	4,672	299	415	41.88	58.12
10	4	15	1	18	714	15.28	106	4,672	205	509	28.71	71.29
5	22	15	6	17	712	15.24	107	4,672	563	149	79.07	20.93
10	18	15	1	14	712	15.24	108	4,672	178	534	25.00	75.00
10	18	15	1	15	712	15.24	109	4,672	192	520	26.97	73.03
5	31	15	1	15	711	15.22	110	4,672	178	533	25.04	74.96
10	17	15	7	12	711	15.22	111	4,672	503	208	70.75	29.25
6	7	15	1	17	710	15.20	112	4,672	175	535	24.65	75.35
7	24	15	6	14	710	15.20	113	4,672	420	290	59.15	40.85
10	16	15	6	15	710	15.20	114	4,672	497	213	70.00	30.00
7	17	15	6	16	709	15.18	115	4,672	448	261	63.19	36.81
6	7	15	1	15	708	15.15	116	4,672	199	509	28.11	71.89
7	11	15	7	14	708	15.15	117	4,672	427	281	60.31	39.69
9	13	15	1	15	708	15.15	118	4,672	216	492	30.51	69.49
10	16	15	6	16	707	15.13	119	4,672	521	186	73.69	26.31
10	16	15	6	18	707	15.13	120	4,672	525	182	74.26	25.74
5	23	15	7	14	705	15.09	121	4,672	513	192	72.77	27.23
6	28	15	1	16	704	15.07	122	4,672	283	421	40.20	59.80
8	7	15	6	14	703	15.05	123	4,672	388	315	55.19	44.81
8	8	15	7	12	703	15.05	124	4,672	396	307	56.33	43.67
8	15	15	7	13	703	15.05	125	4,672	381	322	54.20	45.80
7	3	15	6	14	702	15.03	126	4,672	486	216	69.23	30.77
10	16	15	6	19	702	15.03	127	4,672	534	168	76.07	23.93
7	3	15	6	15	701	15.00	128	4,672	489	212	69.76	30.24
9	20	15	1	14	701	15.00	129	4,672	191	510	27.25	72.75
5	17	15	1	15	700	14.98	130	4,672	194	506	27.71	72.29
6	20	15	7	13	699	14.96	131	4,672	469	230	67.10	32.90
9	20	15	1	12	699	14.96	132	4,672	226	473	32.33	67.67
8	23	15	1	16	698	14.94	133	4,672	239	459	34.24	65.76
7	10	15	6	16	697	14.92	134	4,672	472	225	67.72	32.28
7	24	15	6	13	697	14.92	135	4,672	391	306	56.10	43.90
10	16	15	6	14	697	14.92	136	4,672	467	230	67.00	33.00
5	22	15	6	20	696	14.90	137	4,672	576	120	82.76	17.24
5	25	15	2	17	696	14.90	138	4,672	155	541	22.27	77.73
6	7	15	1	12	696	14.90	139	4,672	204	492	29.31	70.69
8	23	15	1	15	696	14.90	140	4,672	255	441	36.64	63.36
6	19	15	6	17	695	14.88	141	4,672	477	218	68.63	31.37
6	20	15	7	11	695	14.88	142	4,672	465	230	66.91	33.09
6	21	15	1	18	695	14.88	143	4,672	180	515	25.90	74.10
10	25	15	1	16	695	14.88	144	4,672	201	494	28.92	71.08
8	16	15	1	18	693	14.83	145	4,672	301	392	43.43	56.57
9	7	15	2	14	693	14.83	146	4,672	185	508	26.70	73.30
8	16	15	1	12	692	14.81	147	4,672	225	467	32.51	67.49
10	11	15	1	18	692	14.81	148	4,672	210	482	30.35	69.65

MO	DY	YR	DAY OF WK	HR	HR VOL	PERCENT OF AADT	HOUR NUMBER	AADT	EAST VOLUME	WEST VOLUME	PERCENT EAST IS OF TOTAL VOLUME	PERCENT WEST IS OF TOTAL VOLUME
5	22	15	6	14	691	14.79	149	4,672	506	185	73.23	26.77
5	23	15	7	10	690	14.77	150	4,672	503	187	72.90	27.10
5	17	15	1	14	689	14.75	151	4,672	173	516	25.11	74.89
10	2	15	6	18	689	14.75	152	4,672	511	178	74.17	25.83
8	14	15	6	18	687	14.70	153	4,672	434	253	63.17	36.83
7	17	15	6	18	686	14.68	154	4,672	461	225	67.20	32.80
8	7	15	6	15	686	14.68	155	4,672	419	267	61.08	38.92
8	14	15	6	13	686	14.68	156	4,672	399	287	58.16	41.84
6	28	15	1	17	685	14.66	157	4,672	257	428	37.52	62.48
5	22	15	6	19	683	14.62	158	4,672	533	150	78.04	21.96
8	14	15	6	17	683	14.62	159	4,672	429	254	62.81	37.19
9	5	15	7	14	681	14.58	160	4,672	489	192	71.81	28.19
5	24	15	1	13	679	14.53	161	4,672	337	342	49.63	50.37
11	28	15	7	14	679	14.53	162	4,672	324	355	47.72	52.28
11	29	15	1	12	679	14.53	163	4,672	191	488	28.13	71.87
12	19	15	7	12	678	14.51	164	4,672	515	163	75.96	24.04
11	29	15	1	14	677	14.49	165	4,672	217	460	32.05	67.95
11	27	15	6	13	676	14.47	166	4,672	444	232	65.68	34.32
5	25	15	2	16	675	14.45	167	4,672	150	525	22.22	77.78
6	26	15	6	15	675	14.45	168	4,672	436	239	64.59	35.41
7	11	15	7	13	675	14.45	169	4,672	405	270	60.00	40.00
7	24	15	6	18	675	14.45	170	4,672	448	227	66.37	33.63
9	20	15	1	13	675	14.45	171	4,672	199	476	29.48	70.52
9	27	15	1	12	675	14.45	172	4,672	215	460	31.85	68.15
10	17	15	7	13	675	14.45	173	4,672	442	233	65.48	34.52
12	27	15	1	12	675	14.45	174	4,672	354	321	52.44	47.56
5	17	15	1	13	674	14.43	175	4,672	182	492	27.00	73.00
7	18	15	7	13	674	14.43	176	4,672	378	296	56.08	43.92
6	20	15	7	12	673	14.40	177	4,672	432	241	64.19	35.81
12	26	15	7	14	673	14.40	178	4,672	430	243	63.89	36.11
10	9	15	6	17	672	14.38	179	4,672	469	203	69.79	30.21
10	25	15	1	13	672	14.38	180	4,672	191	481	28.42	71.58
6	14	15	1	17	671	14.36	181	4,672	202	469	30.10	69.90
7	19	15	1	18	671	14.36	182	4,672	221	450	32.94	67.06
10	11	15	1	13	671	14.36	183	4,672	209	462	31.15	68.85
6	19	15	6	18	670	14.34	184	4,672	476	194	71.04	28.96
7	25	15	7	13	670	14.34	185	4,672	409	261	61.04	38.96
5	10	15	1	16	668	14.30	186	4,672	196	472	29.34	70.66
12	26	15	7	15	668	14.30	187	4,672	418	250	62.57	37.43
12	31	15	5	14	668	14.30	188	4,672	429	239	64.22	35.78
5	31	15	1	14	667	14.28	189	4,672	170	497	25.49	74.51
6	12	15	6	16	666	14.26	190	4,672	452	214	67.87	32.13
6	26	15	6	13	666	14.26	191	4,672	382	284	57.36	42.64
9	27	15	1	13	666	14.26	192	4,672	220	446	33.03	66.97
8	23	15	1	13	664	14.21	193	4,672	227	437	34.19	65.81

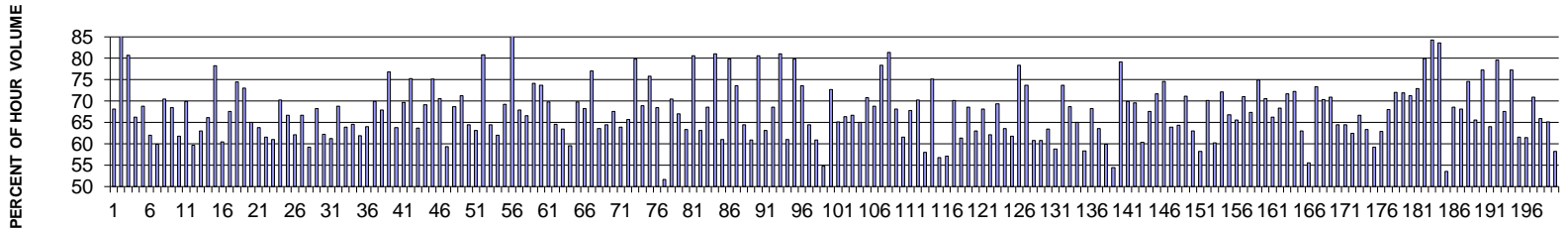
MO	DY	YR	DAY OF WK	HR	HR VOL	PERCENT OF AADT	HOUR NUMBER	AADT	EAST VOLUME	WEST VOLUME	PERCENT EAST IS OF TOTAL VOLUME	PERCENT WEST IS OF TOTAL VOLUME
8	8	15	7	14	663	14.19	194	4,672	385	278	58.07	41.93
10	25	15	1	14	663	14.19	195	4,672	211	452	31.83	68.17
5	24	15	1	15	662	14.17	196	4,672	259	403	39.12	60.88
6	7	15	1	14	662	14.17	197	4,672	206	456	31.12	68.88
7	12	15	1	11	662	14.17	198	4,672	228	434	34.44	65.56
10	10	15	7	12	662	14.17	199	4,672	463	199	69.94	30.06
5	24	15	1	12	661	14.15	200	4,672	351	310	53.10	46.90

SR 002 MP 80.20 NASON CREEK ADC SITE R058
K FOR PEAK 200 HOURS OF 2015
Recreational Site



AADT= 4282 K 30 FACTOR= 20.76 K 100 FACTOR= 17.96 K 200 FACTOR= 16.00 D 100 FACTOR= 72.67

SR 002 MP 80.20 NASON CREEK ADC SITE R058
D % IN THE PEAK 200 HOURS OF 2015



MO	DY	YR	DAY OF WK	HR	HR VOL	PERCENT OF AADT	HOUR NUMBER	AADT	EAST VOLUME	WEST VOLUME	PERCENT EAST IS OF TOTAL VOLUME	PERCENT WEST IS OF TOTAL VOLUME	
	10	4	15	1	12	1,078	25.18	1	4,282	344	734	31.91	68.09
	5	25	15	2	11	1,060	24.75	2	4,282	143	917	13.49	86.51
	5	25	15	2	12	1,045	24.40	3	4,282	202	843	19.33	80.67
	8	9	15	1	12	1,021	23.84	4	4,282	345	676	33.79	66.21
	6	21	15	1	12	1,013	23.66	5	4,282	316	697	31.19	68.81
	8	2	15	1	13	1,012	23.63	6	4,282	384	628	37.94	62.06
	7	26	15	1	14	1,000	23.35	7	4,282	401	599	40.10	59.90
	10	4	15	1	14	991	23.14	8	4,282	293	698	29.57	70.43
	8	2	15	1	12	989	23.10	9	4,282	312	677	31.55	68.45
	8	9	15	1	13	978	22.84	10	4,282	374	604	38.24	61.76
	6	28	15	1	13	977	22.82	11	4,282	294	683	30.09	69.91
	7	19	15	1	13	975	22.77	12	4,282	393	582	40.31	59.69
	7	19	15	1	12	971	22.68	13	4,282	359	612	36.97	63.03

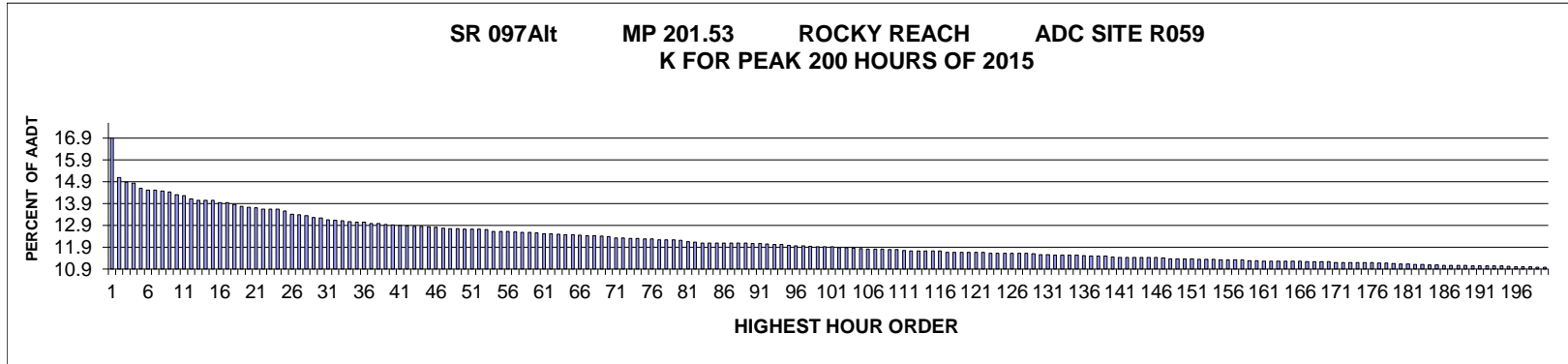
MO	DY	YR	DAY OF WK	HR	HR VOL	PERCENT OF AADT	HOUR NUMBER	AADT	EAST VOLUME	WEST VOLUME	PERCENT EAST IS OF TOTAL VOLUME	PERCENT WEST IS OF TOTAL VOLUME
8	16	15	1	12	963	22.49	14	4,282	326	637	33.85	66.15
10	18	15	1	12	953	22.26	15	4,282	207	746	21.72	78.28
8	9	15	1	14	949	22.16	16	4,282	375	574	39.52	60.48
7	26	15	1	12	946	22.09	17	4,282	307	639	32.45	67.55
7	5	15	1	12	945	22.07	18	4,282	241	704	25.50	74.50
10	11	15	1	15	935	21.84	19	4,282	252	683	26.95	73.05
7	12	15	1	13	923	21.56	20	4,282	323	600	34.99	65.01
7	26	15	1	13	920	21.49	21	4,282	333	587	36.20	63.80
6	21	15	1	13	915	21.37	22	4,282	352	563	38.47	61.53
8	2	15	1	15	907	21.18	23	4,282	354	553	39.03	60.97
6	28	15	1	12	905	21.13	24	4,282	269	636	29.72	70.28
10	4	15	1	13	903	21.09	25	4,282	301	602	33.33	66.67
8	9	15	1	15	902	21.06	26	4,282	342	560	37.92	62.08
7	12	15	1	12	899	20.99	27	4,282	300	599	33.37	66.63
8	16	15	1	13	896	20.92	28	4,282	365	531	40.74	59.26
6	21	15	1	14	890	20.78	29	4,282	283	607	31.80	68.20
12	30	15	4	12	889	20.76	30	4,282	553	336	62.20	37.80
7	26	15	1	15	887	20.71	31	4,282	344	543	38.78	61.22
6	28	15	1	15	885	20.67	32	4,282	276	609	31.19	68.81
8	2	15	1	14	880	20.55	33	4,282	318	562	36.14	63.86
8	16	15	1	15	880	20.55	34	4,282	312	568	35.45	64.55
7	19	15	1	15	879	20.53	35	4,282	335	544	38.11	61.89
7	19	15	1	14	878	20.50	36	4,282	316	562	35.99	64.01
6	21	15	1	15	875	20.43	37	4,282	263	612	30.06	69.94
8	23	15	1	13	874	20.41	38	4,282	280	594	32.04	67.96
6	20	15	7	13	872	20.36	39	4,282	670	202	76.83	23.17
7	19	15	1	16	869	20.29	40	4,282	315	554	36.25	63.75
6	28	15	1	16	867	20.25	41	4,282	263	604	30.33	69.67
5	25	15	2	13	861	20.11	42	4,282	213	648	24.74	75.26
8	16	15	1	16	860	20.08	43	4,282	312	548	36.28	63.72
12	26	15	7	15	858	20.04	44	4,282	593	265	69.11	30.89
6	20	15	7	14	856	19.99	45	4,282	643	213	75.12	24.88
10	11	15	1	16	855	19.97	46	4,282	252	603	29.47	70.53
7	12	15	1	15	853	19.92	47	4,282	347	506	40.68	59.32
7	26	15	1	16	851	19.87	48	4,282	267	584	31.37	68.63
7	5	15	1	13	850	19.85	49	4,282	244	606	28.71	71.29
8	16	15	1	14	850	19.85	50	4,282	302	548	35.53	64.47
8	9	15	1	16	846	19.76	51	4,282	312	534	36.88	63.12
7	5	15	1	11	844	19.71	52	4,282	162	682	19.19	80.81
6	28	15	1	14	842	19.66	53	4,282	299	543	35.51	64.49
8	2	15	1	16	840	19.62	54	4,282	319	521	37.98	62.02
6	7	15	1	12	838	19.57	55	4,282	258	580	30.79	69.21
5	25	15	2	10	833	19.45	56	4,282	108	725	12.97	87.03
12	30	15	4	13	833	19.45	57	4,282	566	267	67.95	32.05
12	26	15	7	14	832	19.43	58	4,282	554	278	66.59	33.41

MO	DY	YR	DAY OF WK	HR	HR VOL	PERCENT OF AADT	HOUR NUMBER	AADT	EAST VOLUME	WEST VOLUME	PERCENT EAST IS OF TOTAL VOLUME	PERCENT WEST IS OF TOTAL VOLUME
8	23	15	1	12	831	19.41	59	4,282	215	616	25.87	74.13
9	7	15	2	12	829	19.36	60	4,282	218	611	26.30	73.70
6	14	15	1	15	827	19.31	61	4,282	250	577	30.23	69.77
7	5	15	1	14	826	19.29	62	4,282	293	533	35.47	64.53
7	12	15	1	14	826	19.29	63	4,282	302	524	36.56	63.44
12	26	15	7	16	823	19.22	64	4,282	490	333	59.54	40.46
10	18	15	1	13	820	19.15	65	4,282	248	572	30.24	69.76
8	16	15	1	17	818	19.10	66	4,282	260	558	31.78	68.22
5	25	15	2	14	814	19.01	67	4,282	187	627	22.97	77.03
6	14	15	1	12	813	18.99	68	4,282	296	517	36.41	63.59
8	23	15	1	14	812	18.96	69	4,282	289	523	35.59	64.41
10	4	15	1	15	811	18.94	70	4,282	263	548	32.43	67.57
6	14	15	1	13	810	18.92	71	4,282	292	518	36.05	63.95
6	14	15	1	14	810	18.92	72	4,282	278	532	34.32	65.68
5	22	15	6	17	809	18.89	73	4,282	646	163	79.85	20.15
6	7	15	1	13	808	18.87	74	4,282	251	557	31.06	68.94
10	4	15	1	11	807	18.85	75	4,282	195	612	24.16	75.84
7	17	15	6	13	803	18.75	76	4,282	550	253	68.49	31.51
12	27	15	1	12	801	18.71	77	4,282	414	387	51.69	48.31
9	27	15	1	12	800	18.68	78	4,282	236	564	29.50	70.50
12	19	15	7	14	800	18.68	79	4,282	536	264	67.00	33.00
7	25	15	7	13	799	18.66	80	4,282	506	293	63.33	36.67
5	22	15	6	16	798	18.64	81	4,282	643	155	80.58	19.42
8	7	15	6	15	798	18.64	82	4,282	504	294	63.16	36.84
12	26	15	7	13	796	18.59	83	4,282	546	250	68.59	31.41
12	19	15	7	13	795	18.57	84	4,282	644	151	81.01	18.99
8	1	15	7	12	794	18.54	85	4,282	484	310	60.96	39.04
5	25	15	2	15	791	18.47	86	4,282	160	631	20.23	79.77
9	20	15	1	15	790	18.45	87	4,282	209	581	26.46	73.54
8	8	15	7	13	787	18.38	88	4,282	507	280	64.42	35.58
8	7	15	6	16	786	18.36	89	4,282	479	307	60.94	39.06
5	24	15	1	13	783	18.29	90	4,282	429	354	54.79	45.21
8	9	15	1	11	783	18.29	91	4,282	214	569	27.33	72.67
12	30	15	4	14	783	18.29	92	4,282	510	273	65.13	34.87
12	26	15	7	12	782	18.26	93	4,282	519	263	66.37	33.63
6	14	15	1	16	780	18.22	94	4,282	260	520	33.33	66.67
12	19	15	7	15	778	18.17	95	4,282	506	272	65.04	34.96
7	26	15	1	17	776	18.12	96	4,282	227	549	29.25	70.75
6	21	15	1	16	773	18.05	97	4,282	241	532	31.18	68.82
10	18	15	1	11	772	18.03	98	4,282	167	605	21.63	78.37
9	7	15	2	11	769	17.96	99	4,282	143	626	18.60	81.40
9	13	15	1	16	769	17.96	100	4,282	245	524	31.86	68.14
8	2	15	1	17	768	17.94	101	4,282	295	473	38.41	61.59
10	11	15	1	14	767	17.91	102	4,282	247	520	32.20	67.80
10	4	15	1	16	766	17.89	103	4,282	228	538	29.77	70.23

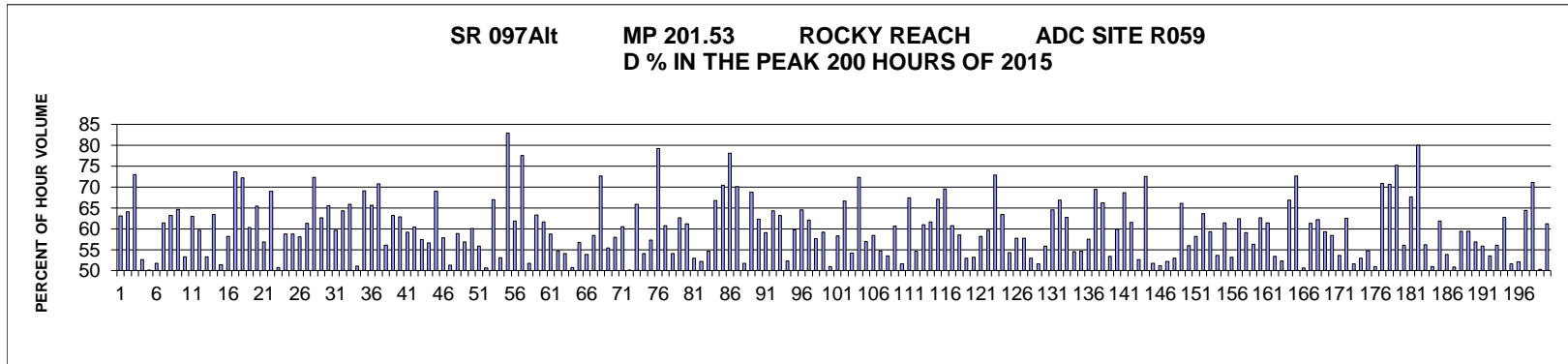
MO	DY	YR	DAY OF WK	HR	HR VOL	PERCENT OF AADT	HOUR NUMBER	AADT	EAST VOLUME	WEST VOLUME	PERCENT EAST IS OF TOTAL VOLUME	PERCENT WEST IS OF TOTAL VOLUME
10	11	15	1	13	765	17.87	104	4,282	321	444	41.96	58.04
6	28	15	1	11	764	17.84	105	4,282	190	574	24.87	75.13
8	1	15	7	14	764	17.84	106	4,282	434	330	56.81	43.19
12	20	15	1	13	760	17.75	107	4,282	434	326	57.11	42.89
7	3	15	6	15	757	17.68	108	4,282	531	226	70.15	29.85
8	15	15	7	12	757	17.68	109	4,282	464	293	61.29	38.71
7	26	15	1	11	756	17.66	110	4,282	238	518	31.48	68.52
8	8	15	7	12	756	17.66	111	4,282	476	280	62.96	37.04
7	31	15	6	16	755	17.63	112	4,282	514	241	68.08	31.92
7	31	15	6	14	754	17.61	113	4,282	468	286	62.07	37.93
6	21	15	1	11	753	17.59	114	4,282	231	522	30.68	69.32
7	5	15	1	15	753	17.59	115	4,282	274	479	36.39	63.61
7	25	15	7	12	753	17.59	116	4,282	465	288	61.75	38.25
5	23	15	7	12	750	17.52	117	4,282	588	162	78.40	21.60
6	28	15	1	17	750	17.52	118	4,282	197	553	26.27	73.73
12	30	15	4	15	750	17.52	119	4,282	456	294	60.80	39.20
8	15	15	7	13	748	17.47	120	4,282	455	293	60.83	39.17
7	24	15	6	16	745	17.40	121	4,282	473	272	63.49	36.51
5	24	15	1	12	744	17.38	122	4,282	437	307	58.74	41.26
7	3	15	6	16	744	17.38	123	4,282	548	196	73.66	26.34
9	20	15	1	13	744	17.38	124	4,282	233	511	31.32	68.68
7	24	15	6	15	741	17.30	125	4,282	482	259	65.05	34.95
12	30	15	4	16	741	17.30	126	4,282	432	309	58.30	41.70
7	3	15	6	12	739	17.26	127	4,282	504	235	68.20	31.80
8	9	15	1	17	739	17.26	128	4,282	269	470	36.40	63.60
8	1	15	7	13	738	17.23	129	4,282	442	296	59.89	40.11
12	26	15	7	17	736	17.19	130	4,282	401	335	54.48	45.52
5	22	15	6	15	734	17.14	131	4,282	581	153	79.16	20.84
8	2	15	1	11	734	17.14	132	4,282	221	513	30.11	69.89
10	25	15	1	13	734	17.14	133	4,282	223	511	30.38	69.62
8	14	15	6	14	732	17.09	134	4,282	442	290	60.38	39.62
10	11	15	1	12	732	17.09	135	4,282	237	495	32.38	67.62
10	11	15	1	17	731	17.07	136	4,282	207	524	28.32	71.68
5	17	15	1	12	729	17.02	137	4,282	185	544	25.38	74.62
6	20	15	7	15	729	17.02	138	4,282	466	263	63.92	36.08
7	17	15	6	15	729	17.02	139	4,282	469	260	64.33	35.67
6	21	15	1	17	728	17.00	140	4,282	210	518	28.85	71.15
7	31	15	6	15	728	17.00	141	4,282	459	269	63.05	36.95
7	25	15	7	14	727	16.98	142	4,282	423	304	58.18	41.82
10	18	15	1	14	727	16.98	143	4,282	217	510	29.85	70.15
8	14	15	6	15	726	16.95	144	4,282	437	289	60.19	39.81
9	20	15	1	14	725	16.93	145	4,282	202	523	27.86	72.14
8	9	15	1	18	723	16.88	146	4,282	240	483	33.20	66.80
9	7	15	2	13	723	16.88	147	4,282	249	474	34.44	65.56
5	17	15	1	13	722	16.86	148	4,282	209	513	28.95	71.05

MO	DY	YR	DAY OF WK	HR	HR VOL	PERCENT OF AADT	HOUR NUMBER	AADT	EAST VOLUME	WEST VOLUME	PERCENT EAST IS OF TOTAL VOLUME	PERCENT WEST IS OF TOTAL VOLUME
8	16	15	1	18	722	16.86	149	4,282	236	486	32.69	67.31
9	13	15	1	15	722	16.86	150	4,282	181	541	25.07	74.93
5	10	15	1	14	720	16.81	151	4,282	212	508	29.44	70.56
8	14	15	6	16	720	16.81	152	4,282	477	243	66.25	33.75
12	31	15	5	13	720	16.81	153	4,282	492	228	68.33	31.67
7	3	15	6	13	718	16.77	154	4,282	515	203	71.73	28.27
6	7	15	1	14	717	16.74	155	4,282	199	518	27.75	72.25
12	31	15	5	15	717	16.74	156	4,282	452	265	63.04	36.96
12	27	15	1	14	716	16.72	157	4,282	398	318	55.59	44.41
5	17	15	1	14	714	16.67	158	4,282	190	524	26.61	73.39
6	20	15	7	12	714	16.67	159	4,282	502	212	70.31	29.69
7	12	15	1	11	714	16.67	160	4,282	208	506	29.13	70.87
7	18	15	7	12	714	16.67	161	4,282	460	254	64.43	35.57
12	31	15	5	16	714	16.67	162	4,282	460	254	64.43	35.57
7	12	15	1	16	711	16.60	163	4,282	267	444	37.55	62.45
7	19	15	1	17	711	16.60	164	4,282	237	474	33.33	66.67
8	7	15	6	13	710	16.58	165	4,282	450	260	63.38	36.62
8	8	15	7	14	709	16.56	166	4,282	420	289	59.24	40.76
5	31	15	1	14	707	16.51	167	4,282	262	445	37.06	62.94
10	4	15	1	17	706	16.49	168	4,282	226	480	32.01	67.99
5	3	15	1	14	705	16.46	169	4,282	197	508	27.94	72.06
5	17	15	1	15	705	16.46	170	4,282	198	507	28.09	71.91
9	13	15	1	14	705	16.46	171	4,282	203	502	28.79	71.21
6	7	15	1	15	704	16.44	172	4,282	191	513	27.13	72.87
5	23	15	7	11	702	16.39	173	4,282	561	141	79.91	20.09
5	22	15	6	18	701	16.37	174	4,282	591	110	84.31	15.69
5	22	15	6	19	700	16.35	175	4,282	585	115	83.57	16.43
5	24	15	1	14	699	16.32	176	4,282	325	374	46.49	53.51
7	24	15	6	17	699	16.32	177	4,282	479	220	68.53	31.47
7	31	15	6	17	699	16.32	178	4,282	476	223	68.10	31.90
9	5	15	7	12	699	16.32	179	4,282	521	178	74.54	25.46
6	19	15	6	15	698	16.30	180	4,282	458	240	65.62	34.38
5	22	15	6	14	696	16.25	181	4,282	538	158	77.30	22.70
8	7	15	6	17	695	16.23	182	4,282	445	250	64.03	35.97
5	22	15	6	13	694	16.21	183	4,282	552	142	79.54	20.46
7	12	15	1	17	693	16.18	184	4,282	225	468	32.47	67.53
10	17	15	7	12	693	16.18	185	4,282	535	158	77.20	22.80
7	10	15	6	14	692	16.16	186	4,282	426	266	61.56	38.44
7	19	15	1	11	692	16.16	187	4,282	267	425	38.58	61.42
8	30	15	1	12	692	16.16	188	4,282	201	491	29.05	70.95
6	26	15	6	15	691	16.14	189	4,282	455	236	65.85	34.15
8	23	15	1	17	690	16.11	190	4,282	241	449	34.93	65.07
1	1	15	5	14	689	16.09	191	4,282	401	288	58.20	41.80
12	20	15	1	12	689	16.09	192	4,282	339	350	49.20	50.80
7	3	15	6	11	688	16.07	193	4,282	512	176	74.42	25.58

MO	DY	YR	DAY OF WK	HR	HR VOL	PERCENT OF AADT	HOUR NUMBER	AADT	EAST VOLUME	WEST VOLUME	PERCENT EAST IS OF TOTAL VOLUME	PERCENT WEST IS OF TOTAL VOLUME
7	24	15	6	14	688	16.07	194	4,282	423	265	61.48	38.52
10	17	15	7	13	688	16.07	195	4,282	538	150	78.20	21.80
10	4	15	1	18	687	16.04	196	4,282	238	449	34.64	65.36
5	3	15	1	15	686	16.02	197	4,282	172	514	25.07	74.93
7	31	15	6	13	686	16.02	198	4,282	436	250	63.56	36.44
10	25	15	1	12	686	16.02	199	4,282	217	469	31.63	68.37
5	24	15	1	15	685	16.00	200	4,282	287	398	41.90	58.10



AADT= 6973 K 30 FACTOR= 13.25 K 100 FACTOR= 11.93 K 200 FACTOR= 10.99 D 30 FACTOR= 65.48



MO	DY	YR	DAY OF WK	HR	HR VOL	PERCENT OF AADT	HOUR NUMBER	AADT	NORTH VOLUME	SOUTH VOLUME	PERCENT NORTH IS OF TOTAL VOLUME	PERCENT SOUTH IS OF TOTAL VOLUME
8	14	15	6	18	1,179	16.91	1	6,973	435	744	36.90	63.10
7	5	15	1	12	1,053	15.10	2	6,973	378	675	35.90	64.10
5	25	15	2	12	1,037	14.87	3	6,973	280	757	27.00	73.00
7	19	15	1	13	1,035	14.84	4	6,973	490	545	47.34	52.66
7	19	15	1	15	1,018	14.60	5	6,973	508	510	49.90	50.10
6	28	15	1	12	1,012	14.51	6	6,973	489	523	48.32	51.68
7	5	15	1	13	1,012	14.51	7	6,973	390	622	38.54	61.46
8	2	15	1	13	1,009	14.47	8	6,973	371	638	36.77	63.23
7	5	15	1	11	1,006	14.43	9	6,973	356	650	35.39	64.61
6	28	15	1	13	998	14.31	10	6,973	466	532	46.69	53.31
7	17	15	6	16	995	14.27	11	6,973	627	368	63.02	36.98
8	15	15	7	13	984	14.11	12	6,973	397	587	40.35	59.65
7	19	15	1	12	980	14.05	13	6,973	458	522	46.73	53.27

MO	DY	YR	DAY OF WK	HR	HR VOL	PERCENT OF AADT	HOUR NUMBER	AADT	NORTH VOLUME	SOUTH VOLUME	PERCENT NORTH IS OF TOTAL VOLUME	PERCENT SOUTH IS OF TOTAL VOLUME
7	17	15	6	17	979	14.04	14	6,973	621	358	63.43	36.57
8	1	15	7	12	979	14.04	15	6,973	476	503	48.62	51.38
7	24	15	6	16	972	13.94	16	6,973	565	407	58.13	41.87
8	14	15	6	19	972	13.94	17	6,973	256	716	26.34	73.66
5	25	15	2	13	966	13.85	18	6,973	269	697	27.85	72.15
7	2	15	5	16	961	13.78	19	6,973	579	382	60.25	39.75
8	2	15	1	12	957	13.72	20	6,973	331	626	34.59	65.41
6	21	15	1	13	956	13.71	21	6,973	412	544	43.10	56.90
7	3	15	6	13	952	13.65	22	6,973	657	295	69.01	30.99
7	19	15	1	14	952	13.65	23	6,973	469	483	49.26	50.74
7	31	15	6	16	951	13.64	24	6,973	559	392	58.78	41.22
7	19	15	1	17	945	13.55	25	6,973	390	555	41.27	58.73
8	14	15	6	16	935	13.41	26	6,973	543	392	58.07	41.93
6	21	15	1	12	933	13.38	27	6,973	361	572	38.69	61.31
5	25	15	2	11	930	13.34	28	6,973	258	672	27.74	72.26
7	3	15	6	12	925	13.27	29	6,973	579	346	62.59	37.41
5	22	15	6	16	924	13.25	30	6,973	605	319	65.48	34.52
8	7	15	6	16	917	13.15	31	6,973	547	370	59.65	40.35
7	2	15	5	17	916	13.14	32	6,973	589	327	64.30	35.70
7	3	15	6	16	914	13.11	33	6,973	602	312	65.86	34.14
8	1	15	7	13	912	13.08	34	6,973	446	466	48.90	51.10
7	2	15	5	18	909	13.04	35	6,973	628	281	69.09	30.91
7	31	15	6	17	909	13.04	36	6,973	597	312	65.68	34.32
7	3	15	6	15	906	12.99	37	6,973	641	265	70.75	29.25
7	26	15	1	14	905	12.98	38	6,973	398	507	43.98	56.02
7	26	15	1	17	903	12.95	39	6,973	332	571	36.77	63.23
8	15	15	7	12	901	12.92	40	6,973	335	566	37.18	62.82
6	26	15	6	17	900	12.91	41	6,973	533	367	59.22	40.78
7	24	15	6	17	898	12.88	42	6,973	542	356	60.36	39.64
6	19	15	6	16	897	12.86	43	6,973	515	382	57.41	42.59
7	5	15	1	14	897	12.86	44	6,973	389	508	43.37	56.63
5	22	15	6	17	895	12.84	45	6,973	617	278	68.94	31.06
6	19	15	6	15	894	12.82	46	6,973	517	377	57.83	42.17
6	7	15	1	13	891	12.78	47	6,973	434	457	48.71	51.29
7	10	15	6	16	890	12.76	48	6,973	524	366	58.88	41.12
7	12	15	1	13	889	12.75	49	6,973	384	505	43.19	56.81
7	12	15	1	12	887	12.72	50	6,973	354	533	39.91	60.09
8	9	15	1	12	887	12.72	51	6,973	392	495	44.19	55.81
8	14	15	6	17	887	12.72	52	6,973	449	438	50.62	49.38
7	3	15	6	11	886	12.71	53	6,973	593	293	66.93	33.07
6	28	15	1	14	881	12.63	54	6,973	468	413	53.12	46.88
7	5	15	1	20	881	12.63	55	6,973	151	730	17.14	82.86
7	17	15	6	15	880	12.62	56	6,973	544	336	61.82	38.18
5	22	15	6	18	879	12.61	57	6,973	682	197	77.59	22.41
7	19	15	1	16	877	12.58	58	6,973	423	454	48.23	51.77

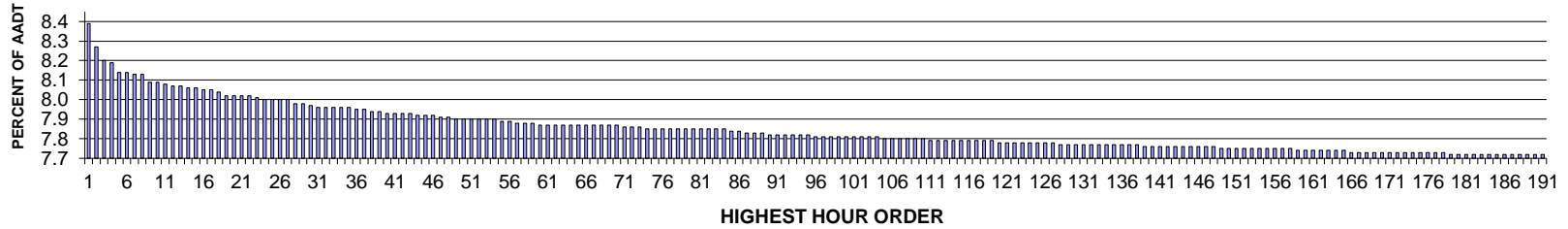
MO	DY	YR	DAY OF WK	HR	HR VOL	PERCENT OF AADT	HOUR NUMBER	AADT	NORTH VOLUME	SOUTH VOLUME	PERCENT NORTH IS OF TOTAL VOLUME	PERCENT SOUTH IS OF TOTAL VOLUME
7	24	15	6	15	877	12.58	59	6,973	555	322	63.28	36.72
8	1	15	7	15	875	12.55	60	6,973	539	336	61.60	38.40
7	31	15	6	14	873	12.52	61	6,973	513	360	58.76	41.24
7	26	15	1	15	872	12.51	62	6,973	395	477	45.30	54.70
7	30	15	5	17	871	12.49	63	6,973	471	400	54.08	45.92
8	1	15	7	11	870	12.48	64	6,973	429	441	49.31	50.69
8	15	15	7	11	870	12.48	65	6,973	376	494	43.22	56.78
7	25	15	7	12	869	12.46	66	6,973	468	401	53.86	46.14
6	26	15	6	16	867	12.43	67	6,973	506	361	58.36	41.64
7	3	15	6	14	867	12.43	68	6,973	630	237	72.66	27.34
7	26	15	1	16	866	12.42	69	6,973	386	480	44.57	55.43
6	21	15	1	14	864	12.39	70	6,973	363	501	42.01	57.99
7	2	15	5	15	860	12.33	71	6,973	520	340	60.47	39.53
7	12	15	1	14	859	12.32	72	6,973	430	429	50.06	49.94
6	19	15	6	17	858	12.30	73	6,973	565	293	65.85	34.15
8	2	15	1	15	858	12.30	74	6,973	394	464	45.92	54.08
7	26	15	1	12	857	12.29	75	6,973	366	491	42.71	57.29
7	5	15	1	19	856	12.28	76	6,973	178	678	20.79	79.21
7	10	15	6	15	854	12.25	77	6,973	519	335	60.77	39.23
6	14	15	1	13	853	12.23	78	6,973	392	461	45.96	54.04
7	31	15	6	15	853	12.23	79	6,973	534	319	62.60	37.40
7	10	15	6	17	852	12.22	80	6,973	521	331	61.15	38.85
5	29	15	6	16	848	12.16	81	6,973	449	399	52.95	47.05
6	7	15	1	12	846	12.13	82	6,973	405	441	47.87	52.13
6	21	15	1	15	844	12.10	83	6,973	383	461	45.38	54.62
9	4	15	6	17	844	12.10	84	6,973	563	281	66.71	33.29
9	13	15	1	15	844	12.10	85	6,973	250	594	29.62	70.38
5	25	15	2	16	843	12.09	86	6,973	185	658	21.95	78.05
9	4	15	6	18	843	12.09	87	6,973	591	252	70.11	29.89
6	7	15	1	14	842	12.08	88	6,973	406	436	48.22	51.78
7	17	15	6	18	842	12.08	89	6,973	579	263	68.76	31.24
7	12	15	1	17	841	12.06	90	6,973	317	524	37.69	62.31
10	16	15	6	17	841	12.06	91	6,973	497	344	59.10	40.90
7	5	15	1	17	840	12.05	92	6,973	300	540	35.71	64.29
8	7	15	6	17	839	12.03	93	6,973	530	309	63.17	36.83
8	9	15	1	13	839	12.03	94	6,973	400	439	47.68	52.32
9	11	15	6	17	836	11.99	95	6,973	499	337	59.69	40.31
7	3	15	6	17	835	11.97	96	6,973	539	296	64.55	35.45
8	2	15	1	14	835	11.97	97	6,973	317	518	37.96	62.04
7	26	15	1	13	833	11.95	98	6,973	353	480	42.38	57.62
7	5	15	1	16	832	11.93	99	6,973	340	492	40.87	59.13
8	9	15	1	14	832	11.93	100	6,973	408	424	49.04	50.96
5	24	15	1	13	831	11.92	101	6,973	484	347	58.24	41.76
7	31	15	6	18	828	11.87	102	6,973	552	276	66.67	33.33
8	9	15	1	16	828	11.87	103	6,973	379	449	45.77	54.23

MO	DY	YR	DAY OF WK	HR	HR VOL	PERCENT OF AADT	HOUR NUMBER	AADT	NORTH VOLUME	SOUTH VOLUME	PERCENT NORTH IS OF TOTAL VOLUME	PERCENT SOUTH IS OF TOTAL VOLUME	
7	7	5	15	1	18	826	11.85	104	6,973	229	597	27.72	72.28
7	7	18	15	7	12	825	11.83	105	6,973	470	355	56.97	43.03
6	6	14	15	1	12	824	11.82	106	6,973	343	481	41.63	58.37
6	6	28	15	1	11	824	11.82	107	6,973	373	451	45.27	54.73
7	7	23	15	5	16	824	11.82	108	6,973	441	383	53.52	46.48
6	6	5	15	6	16	822	11.79	109	6,973	498	324	60.58	39.42
6	6	28	15	1	15	822	11.79	110	6,973	398	424	48.42	51.58
6	6	19	15	6	18	819	11.75	111	6,973	552	267	67.40	32.60
4	4	24	15	6	16	818	11.73	112	6,973	447	371	54.65	45.35
5	5	29	15	6	17	818	11.73	113	6,973	499	319	61.00	39.00
6	6	26	15	6	14	818	11.73	114	6,973	504	314	61.61	38.39
6	6	5	15	6	17	817	11.72	115	6,973	548	269	67.07	32.93
7	7	19	15	1	18	817	11.72	116	6,973	249	568	30.48	69.52
7	7	24	15	6	18	814	11.67	117	6,973	494	320	60.69	39.31
7	7	17	15	6	14	813	11.66	118	6,973	476	337	58.55	41.45
7	7	23	15	5	17	813	11.66	119	6,973	431	382	53.01	46.99
7	7	30	15	5	16	813	11.66	120	6,973	432	381	53.14	46.86
8	8	2	15	1	11	813	11.66	121	6,973	340	473	41.82	58.18
9	9	11	15	6	16	813	11.66	122	6,973	485	328	59.66	40.34
5	5	23	15	7	13	811	11.63	123	6,973	591	220	72.87	27.13
6	6	26	15	6	15	811	11.63	124	6,973	514	297	63.38	36.62
7	7	20	15	2	15	811	11.63	125	6,973	440	371	54.25	45.75
8	8	8	15	7	13	811	11.63	126	6,973	468	343	57.71	42.29
8	8	9	15	1	17	811	11.63	127	6,973	343	468	42.29	57.71
8	8	8	15	7	12	810	11.62	128	6,973	429	381	52.96	47.04
6	6	19	15	6	14	808	11.59	129	6,973	417	391	51.61	48.39
7	7	6	15	2	16	806	11.56	130	6,973	356	450	44.17	55.83
8	8	8	15	7	14	806	11.56	131	6,973	520	286	64.52	35.48
5	5	25	15	2	14	805	11.54	132	6,973	267	538	33.17	66.83
6	6	14	15	1	17	805	11.54	133	6,973	300	505	37.27	62.73
7	7	25	15	7	11	804	11.53	134	6,973	438	366	54.48	45.52
8	8	8	15	7	16	804	11.53	135	6,973	439	365	54.60	45.40
7	7	5	15	1	15	803	11.52	136	6,973	341	462	42.47	57.53
5	5	23	15	7	12	802	11.50	137	6,973	557	245	69.45	30.55
6	6	5	15	6	18	801	11.49	138	6,973	530	271	66.17	33.83
8	8	9	15	1	15	801	11.49	139	6,973	373	428	46.57	53.43
6	6	27	15	7	12	799	11.46	140	6,973	478	321	59.82	40.18
5	5	22	15	6	15	798	11.44	141	6,973	548	250	68.67	31.33
5	5	31	15	1	13	798	11.44	142	6,973	307	491	38.47	61.53
7	7	16	15	5	17	797	11.43	143	6,973	419	378	52.57	47.43
7	7	4	15	7	12	796	11.42	144	6,973	577	219	72.49	27.51
7	7	25	15	7	13	796	11.42	145	6,973	412	384	51.76	48.24
8	8	13	15	5	16	796	11.42	146	6,973	407	389	51.13	48.87
7	7	9	15	5	16	795	11.40	147	6,973	415	380	52.20	47.80
6	6	25	15	5	17	793	11.37	148	6,973	420	373	52.96	47.04

MO	DY	YR	DAY OF WK	HR	HR VOL	PERCENT OF AADT	HOUR NUMBER	AADT	NORTH VOLUME	SOUTH VOLUME	PERCENT NORTH IS OF TOTAL VOLUME	PERCENT SOUTH IS OF TOTAL VOLUME
6	28	15	1	17	793	11.37	149	6,973	269	524	33.92	66.08
7	25	15	7	15	793	11.37	150	6,973	444	349	55.99	44.01
6	7	15	1	16	792	11.36	151	6,973	331	461	41.79	58.21
7	2	15	5	14	791	11.34	152	6,973	503	288	63.59	36.41
7	18	15	7	14	791	11.34	153	6,973	469	322	59.29	40.71
10	9	15	6	16	791	11.34	154	6,973	424	367	53.60	46.40
6	7	15	1	17	790	11.33	155	6,973	305	485	38.61	61.39
6	25	15	5	16	790	11.33	156	6,973	420	370	53.16	46.84
6	26	15	6	18	790	11.33	157	6,973	493	297	62.41	37.59
7	25	15	7	16	790	11.33	158	6,973	467	323	59.11	40.89
6	12	15	6	16	787	11.29	159	6,973	443	344	56.29	43.71
8	15	15	7	10	787	11.29	160	6,973	294	493	37.36	62.64
6	12	15	6	17	786	11.27	161	6,973	483	303	61.45	38.55
6	14	15	1	14	786	11.27	162	6,973	366	420	46.56	53.44
7	20	15	2	17	786	11.27	163	6,973	375	411	47.71	52.29
5	22	15	6	14	785	11.26	164	6,973	525	260	66.88	33.12
6	28	15	1	18	785	11.26	165	6,973	215	570	27.39	72.61
8	7	15	6	13	785	11.26	166	6,973	397	388	50.57	49.43
6	27	15	7	11	784	11.24	167	6,973	481	303	61.35	38.65
6	27	15	7	13	784	11.24	168	6,973	488	296	62.24	37.76
8	1	15	7	16	784	11.24	169	6,973	465	319	59.31	40.69
8	15	15	7	14	783	11.23	170	6,973	326	457	41.63	58.37
8	7	15	6	12	781	11.20	171	6,973	362	419	46.35	53.65
8	8	15	7	15	781	11.20	172	6,973	488	293	62.48	37.52
7	16	15	5	16	780	11.19	173	6,973	403	377	51.67	48.33
7	25	15	7	17	780	11.19	174	6,973	413	367	52.95	47.05
8	1	15	7	14	780	11.19	175	6,973	427	353	54.74	45.26
8	12	15	4	17	780	11.19	176	6,973	383	397	49.10	50.90
5	23	15	7	14	779	11.17	177	6,973	552	227	70.86	29.14
7	4	15	7	13	779	11.17	178	6,973	550	229	70.60	29.40
6	28	15	1	19	778	11.16	179	6,973	193	585	24.81	75.19
6	21	15	1	17	777	11.14	180	6,973	341	436	43.89	56.11
8	9	15	1	18	776	11.13	181	6,973	251	525	32.35	67.65
5	22	15	6	19	775	11.11	182	6,973	620	155	80.00	20.00
9	4	15	6	16	775	11.11	183	6,973	435	340	56.13	43.87
8	8	15	7	11	774	11.10	184	6,973	394	380	50.90	49.10
8	7	15	6	15	773	11.09	185	6,973	478	295	61.84	38.16
7	9	15	5	17	772	11.07	186	6,973	416	356	53.89	46.11
7	17	15	6	12	771	11.06	187	6,973	392	379	50.84	49.16
7	18	15	7	16	771	11.06	188	6,973	458	313	59.40	40.60
8	13	15	5	17	771	11.06	189	6,973	458	313	59.40	40.60
6	7	15	1	15	770	11.04	190	6,973	332	438	43.12	56.88
7	12	15	1	16	770	11.04	191	6,973	340	430	44.16	55.84
7	20	15	2	16	770	11.04	192	6,973	358	412	46.49	53.51
8	7	15	6	14	770	11.04	193	6,973	432	338	56.10	43.90

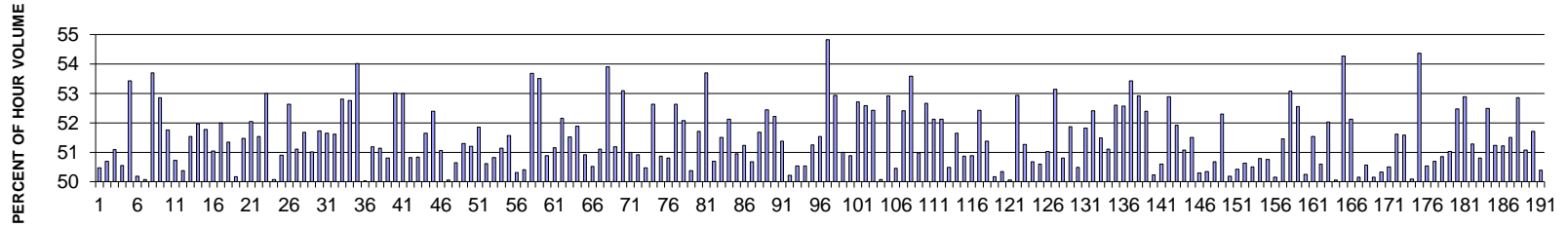
MO	DY	YR	DAY OF WK	HR	HR VOL	PERCENT OF AADT	HOUR NUMBER	AADT	NORTH VOLUME	SOUTH VOLUME	PERCENT NORTH IS OF TOTAL VOLUME	PERCENT SOUTH IS OF TOTAL VOLUME
9	18	15	6	17	770	11.04	194	6,973	483	287	62.73	37.27
7	16	15	5	15	769	11.03	195	6,973	397	372	51.63	48.37
6	18	15	5	16	768	11.01	196	6,973	400	368	52.08	47.92
8	7	15	6	18	768	11.01	197	6,973	495	273	64.45	35.55
7	19	15	1	19	767	11.00	198	6,973	222	545	28.94	71.06
5	15	15	6	16	766	10.99	199	6,973	385	381	50.26	49.74
6	21	15	1	11	766	10.99	200	6,973	297	469	38.77	61.23

**SR 005 MP 110.03 LACEY ADC SITE R060
K FOR PEAK 200 HOURS OF 2015**



AADT= 119277 K 30 FACTOR= 7.92 K 100 FACTOR= 7.76 K 200 FACTOR= 7.65 D 30 FACTOR= 51.73

**SR 005 MP 110.03 LACEY ADC SITE R060
D % IN THE PEAK 200 HOURS OF 2015**



MO	DY	YR	DAY OF WK	HR	HR VOL	PERCENT OF AADT	HOUR NUMBER	AADT	NORTH VOLUME	SOUTH VOLUME	PERCENT NORTH IS OF TOTAL VOLUME	PERCENT SOUTH IS OF TOTAL VOLUME	
	8		15	7	12	9,951	8.34	1	119,277	5,022	4,929	50.47	49.53
	28		15	5	17	9,801	8.22	2	119,277	4,968	4,833	50.69	49.31
	8		15	7	11	9,724	8.15	3	119,277	4,756	4,968	48.91	51.09
	7	25	15	7	13	9,704	8.14	4	119,277	4,799	4,905	49.45	50.55
	7	25	15	7	11	9,654	8.09	5	119,277	4,496	5,158	46.57	53.43
	7	9	15	5	17	9,644	8.09	6	119,277	4,805	4,839	49.82	50.18
	6	12	15	6	17	9,643	8.08	7	119,277	4,814	4,829	49.92	50.08
	3	20	15	6	17	9,641	8.08	8	119,277	4,465	5,176	46.31	53.69
	3	13	15	6	16	9,593	8.04	9	119,277	4,522	5,071	47.14	52.86
	5	28	15	5	18	9,585	8.04	10	119,277	4,961	4,624	51.76	48.24
	4	17	15	6	17	9,583	8.03	11	119,277	4,722	4,861	49.27	50.73
	7	25	15	7	12	9,566	8.02	12	119,277	4,748	4,818	49.63	50.37
	3	27	15	6	15	9,564	8.02	13	119,277	4,636	4,928	48.47	51.53
	10	23	15	6	17	9,557	8.01	14	119,277	4,591	4,966	48.04	51.96

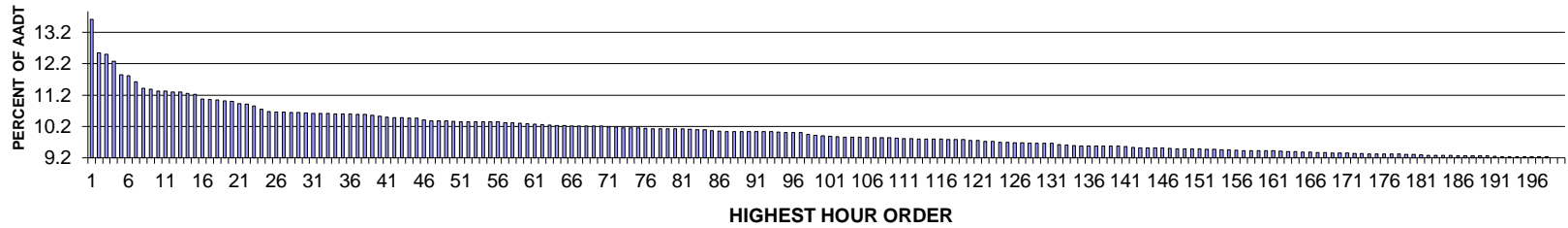
MO	DY	YR	DAY OF WK	HR	HR VOL	PERCENT OF AADT	HOUR NUMBER	AADT	NORTH VOLUME	SOUTH VOLUME	PERCENT NORTH IS OF TOTAL VOLUME	PERCENT SOUTH IS OF TOTAL VOLUME
3	26	15	5	17	9,552	8.01	15	119,277	4,607	4,945	48.23	51.77
3	27	15	6	16	9,543	8.00	16	119,277	4,672	4,871	48.96	51.04
7	19	15	1	12	9,538	8.00	17	119,277	4,959	4,579	51.99	48.01
6	18	15	5	17	9,528	7.99	18	119,277	4,636	4,892	48.66	51.34
7	15	15	4	17	9,512	7.97	19	119,277	4,741	4,771	49.84	50.16
10	15	15	5	17	9,510	7.97	20	119,277	4,615	4,895	48.53	51.47
12	26	15	7	13	9,505	7.97	21	119,277	4,558	4,947	47.95	52.05
4	8	15	4	17	9,501	7.97	22	119,277	4,604	4,897	48.46	51.54
2	20	15	6	16	9,494	7.96	23	119,277	4,463	5,031	47.01	52.99
6	20	15	7	12	9,488	7.95	24	119,277	4,752	4,736	50.08	49.92
7	12	15	1	13	9,488	7.95	25	119,277	4,829	4,659	50.90	49.10
8	16	15	1	12	9,487	7.95	26	119,277	4,993	4,494	52.63	47.37
9	25	15	6	16	9,481	7.95	27	119,277	4,635	4,846	48.89	51.11
3	19	15	5	17	9,458	7.93	28	119,277	4,571	4,887	48.33	51.67
4	9	15	5	17	9,453	7.93	29	119,277	4,631	4,822	48.99	51.01
2	20	15	6	17	9,447	7.92	30	119,277	4,560	4,887	48.27	51.73
5	27	15	4	17	9,440	7.91	31	119,277	4,564	4,876	48.35	51.65
3	27	15	6	17	9,438	7.91	32	119,277	4,566	4,872	48.38	51.62
3	6	15	6	17	9,434	7.91	33	119,277	4,452	4,982	47.19	52.81
10	23	15	6	16	9,432	7.91	34	119,277	4,456	4,976	47.24	52.76
12	31	15	5	13	9,430	7.91	35	119,277	4,337	5,093	45.99	54.01
5	8	15	6	15	9,422	7.90	36	119,277	4,713	4,709	50.02	49.98
11	28	15	7	13	9,420	7.90	37	119,277	4,821	4,599	51.18	48.82
2	13	15	6	18	9,412	7.89	38	119,277	4,600	4,812	48.87	51.13
6	12	15	6	16	9,410	7.89	39	119,277	4,781	4,629	50.81	49.19
2	14	15	7	12	9,399	7.88	40	119,277	4,416	4,983	46.98	53.02
3	13	15	6	15	9,398	7.88	41	119,277	4,418	4,980	47.01	52.99
3	27	15	6	14	9,395	7.88	42	119,277	4,620	4,775	49.18	50.82
5	7	15	5	17	9,394	7.88	43	119,277	4,619	4,775	49.17	50.83
6	18	15	5	16	9,392	7.87	44	119,277	4,542	4,850	48.36	51.64
1	30	15	6	17	9,386	7.87	45	119,277	4,468	4,918	47.60	52.40
10	16	15	6	17	9,382	7.87	46	119,277	4,592	4,790	48.94	51.06
4	2	15	5	18	9,378	7.86	47	119,277	4,695	4,683	50.06	49.94
8	13	15	5	17	9,374	7.86	48	119,277	4,627	4,747	49.36	50.64
2	13	15	6	17	9,369	7.85	49	119,277	4,806	4,563	51.30	48.70
10	9	15	6	14	9,369	7.85	50	119,277	4,572	4,797	48.80	51.20
3	20	15	6	16	9,368	7.85	51	119,277	4,510	4,858	48.14	51.86
6	10	15	4	17	9,368	7.85	52	119,277	4,627	4,741	49.39	50.61
5	14	15	5	17	9,364	7.85	53	119,277	4,605	4,759	49.18	50.82
10	22	15	5	17	9,361	7.85	54	119,277	4,575	4,786	48.87	51.13
6	17	15	4	16	9,356	7.84	55	119,277	4,531	4,825	48.43	51.57
5	21	15	5	17	9,352	7.84	56	119,277	4,647	4,705	49.69	50.31
6	2	15	3	17	9,345	7.83	57	119,277	4,635	4,710	49.60	50.40
8	15	15	7	11	9,344	7.83	58	119,277	4,328	5,016	46.32	53.68
3	12	15	5	17	9,338	7.83	59	119,277	4,342	4,996	46.50	53.50
8	6	15	5	17	9,331	7.82	60	119,277	4,749	4,582	50.89	49.11
2	20	15	6	15	9,330	7.82	61	119,277	4,557	4,773	48.84	51.16
3	18	15	4	17	9,329	7.82	62	119,277	4,463	4,866	47.84	52.16
12	24	15	5	14	9,329	7.82	63	119,277	4,523	4,806	48.48	51.52

MO	DY	YR	DAY OF WK	HR	HR VOL	PERCENT OF AADT	HOUR NUMBER	AADT	NORTH VOLUME	SOUTH VOLUME	PERCENT NORTH IS OF TOTAL VOLUME	PERCENT SOUTH IS OF TOTAL VOLUME
12	26	15	7	15	9,329	7.82	64	119,277	4,489	4,840	48.12	51.88
10	16	15	6	18	9,328	7.82	65	119,277	4,578	4,750	49.08	50.92
6	12	15	6	18	9,325	7.82	66	119,277	4,615	4,710	49.49	50.51
8	9	15	1	12	9,324	7.82	67	119,277	4,765	4,559	51.10	48.90
3	25	15	4	17	9,323	7.82	68	119,277	4,297	5,026	46.09	53.91
11	6	15	6	17	9,323	7.82	69	119,277	4,551	4,772	48.81	51.19
8	23	15	1	12	9,322	7.82	70	119,277	4,950	4,372	53.10	46.90
6	19	15	6	16	9,318	7.81	71	119,277	4,567	4,751	49.01	50.99
7	6	15	2	14	9,312	7.81	72	119,277	4,742	4,570	50.92	49.08
8	27	15	5	17	9,311	7.81	73	119,277	4,699	4,612	50.47	49.53
4	3	15	6	15	9,309	7.80	74	119,277	4,410	4,899	47.37	52.63
8	27	15	5	18	9,308	7.80	75	119,277	4,574	4,734	49.14	50.86
8	7	15	6	12	9,307	7.80	76	119,277	4,579	4,728	49.20	50.80
10	2	15	6	15	9,307	7.80	77	119,277	4,409	4,898	47.37	52.63
5	26	15	3	17	9,305	7.80	78	119,277	4,459	4,846	47.92	52.08
7	16	15	5	17	9,304	7.80	79	119,277	4,687	4,617	50.38	49.62
7	14	15	3	17	9,303	7.80	80	119,277	4,492	4,811	48.29	51.71
4	30	15	5	17	9,302	7.80	81	119,277	4,308	4,994	46.31	53.69
12	31	15	5	15	9,300	7.80	82	119,277	4,715	4,585	50.70	49.30
8	28	15	6	15	9,299	7.80	83	119,277	4,509	4,790	48.49	51.51
10	8	15	5	17	9,299	7.80	84	119,277	4,452	4,847	47.88	52.12
6	24	15	4	17	9,290	7.79	85	119,277	4,558	4,732	49.06	50.94
8	8	15	7	13	9,290	7.79	86	119,277	4,760	4,530	51.24	48.76
7	6	15	2	17	9,279	7.78	87	119,277	4,703	4,576	50.68	49.32
6	22	15	2	17	9,277	7.78	88	119,277	4,484	4,793	48.33	51.67
4	15	15	4	17	9,275	7.78	89	119,277	4,411	4,864	47.56	52.44
5	6	15	4	17	9,271	7.77	90	119,277	4,430	4,841	47.78	52.22
6	5	15	6	15	9,269	7.77	91	119,277	4,507	4,762	48.62	51.38
8	25	15	3	17	9,269	7.77	92	119,277	4,614	4,655	49.78	50.22
6	16	15	3	18	9,267	7.77	93	119,277	4,584	4,683	49.47	50.53
6	30	15	3	17	9,267	7.77	94	119,277	4,584	4,683	49.47	50.53
7	17	15	6	12	9,262	7.77	95	119,277	4,515	4,747	48.75	51.25
4	7	15	3	17	9,261	7.76	96	119,277	4,488	4,773	48.46	51.54
6	21	15	1	13	9,260	7.76	97	119,277	5,076	4,184	54.82	45.18
7	19	15	1	13	9,258	7.76	98	119,277	4,900	4,358	52.93	47.07
12	24	15	5	13	9,256	7.76	99	119,277	4,536	4,720	49.01	50.99
12	26	15	7	14	9,255	7.76	100	119,277	4,546	4,709	49.12	50.88
4	22	15	4	17	9,254	7.76	101	119,277	4,376	4,878	47.29	52.71
12	26	15	7	12	9,252	7.76	102	119,277	4,386	4,866	47.41	52.59
8	2	15	1	13	9,250	7.76	103	119,277	4,850	4,400	52.43	47.57
9	3	15	5	16	9,250	7.76	104	119,277	4,632	4,618	50.08	49.92
2	16	15	2	16	9,248	7.75	105	119,277	4,893	4,355	52.91	47.09
6	27	15	7	13	9,246	7.75	106	119,277	4,665	4,581	50.45	49.55
6	21	15	1	14	9,241	7.75	107	119,277	4,843	4,398	52.41	47.59
11	6	15	6	16	9,241	7.75	108	119,277	4,290	4,951	46.42	53.58
5	20	15	4	17	9,240	7.75	109	119,277	4,529	4,711	49.02	50.98
8	16	15	1	13	9,240	7.75	110	119,277	4,867	4,373	52.67	47.33
8	5	15	4	17	9,238	7.74	111	119,277	4,422	4,816	47.87	52.13
2	20	15	6	18	9,237	7.74	112	119,277	4,423	4,814	47.88	52.12

MO	DY	YR	DAY OF WK	HR	HR VOL	PERCENT OF AADT	HOUR NUMBER	AADT	NORTH VOLUME	SOUTH VOLUME	PERCENT NORTH IS OF TOTAL VOLUME	PERCENT SOUTH IS OF TOTAL VOLUME
4	10	15	6	14	9,231	7.74	113	119,277	4,661	4,570	50.49	49.51
9	12	15	7	12	9,231	7.74	114	119,277	4,464	4,767	48.36	51.64
5	7	15	5	18	9,230	7.74	115	119,277	4,536	4,694	49.14	50.86
12	24	15	5	15	9,230	7.74	116	119,277	4,533	4,697	49.11	50.89
11	28	15	7	12	9,229	7.74	117	119,277	4,390	4,839	47.57	52.43
2	13	15	6	16	9,228	7.74	118	119,277	4,488	4,740	48.63	51.37
5	18	15	2	17	9,227	7.74	119	119,277	4,599	4,628	49.84	50.16
2	14	15	7	13	9,224	7.73	120	119,277	4,581	4,643	49.66	50.34
4	30	15	5	18	9,223	7.73	121	119,277	4,616	4,607	50.05	49.95
2	14	15	7	14	9,222	7.73	122	119,277	4,341	4,881	47.07	52.93
4	17	15	6	14	9,222	7.73	123	119,277	4,495	4,727	48.74	51.26
6	13	15	7	12	9,218	7.73	124	119,277	4,672	4,546	50.68	49.32
9	24	15	5	17	9,217	7.73	125	119,277	4,554	4,663	49.41	50.59
6	11	15	5	17	9,216	7.73	126	119,277	4,703	4,513	51.03	48.97
1	21	15	4	17	9,215	7.73	127	119,277	4,318	4,897	46.86	53.14
6	19	15	6	13	9,214	7.72	128	119,277	4,532	4,682	49.19	50.81
9	30	15	4	17	9,214	7.72	129	119,277	4,435	4,779	48.13	51.87
8	20	15	5	17	9,213	7.72	130	119,277	4,562	4,651	49.52	50.48
8	24	15	2	17	9,212	7.72	131	119,277	4,438	4,774	48.18	51.82
2	11	15	4	17	9,210	7.72	132	119,277	4,383	4,827	47.59	52.41
11	20	15	6	17	9,210	7.72	133	119,277	4,741	4,469	51.48	48.52
6	27	15	7	12	9,207	7.72	134	119,277	4,502	4,705	48.90	51.10
5	15	15	6	17	9,206	7.72	135	119,277	4,364	4,842	47.40	52.60
5	1	15	6	16	9,205	7.72	136	119,277	4,367	4,838	47.44	52.56
6	14	15	1	13	9,205	7.72	137	119,277	4,917	4,288	53.42	46.58
5	1	15	6	17	9,203	7.72	138	119,277	4,334	4,869	47.09	52.91
6	3	15	4	17	9,200	7.71	139	119,277	4,379	4,821	47.60	52.40
8	12	15	4	17	9,199	7.71	140	119,277	4,621	4,578	50.23	49.77
10	9	15	6	16	9,197	7.71	141	119,277	4,543	4,654	49.40	50.60
3	28	15	7	12	9,196	7.71	142	119,277	4,332	4,864	47.11	52.89
7	12	15	1	12	9,196	7.71	143	119,277	4,775	4,421	51.92	48.08
10	2	15	6	17	9,195	7.71	144	119,277	4,499	4,696	48.93	51.07
6	28	15	1	14	9,193	7.71	145	119,277	4,735	4,458	51.51	48.49
7	1	15	4	17	9,193	7.71	146	119,277	4,569	4,624	49.70	50.30
3	19	15	5	18	9,192	7.71	147	119,277	4,564	4,628	49.65	50.35
3	21	15	7	12	9,192	7.71	148	119,277	4,534	4,658	49.33	50.67
8	28	15	6	16	9,190	7.70	149	119,277	4,384	4,806	47.70	52.30
8	15	15	7	12	9,189	7.70	150	119,277	4,578	4,611	49.82	50.18
9	15	15	3	17	9,189	7.70	151	119,277	4,555	4,634	49.57	50.43
6	19	15	6	14	9,187	7.70	152	119,277	4,536	4,651	49.37	50.63
8	22	15	7	13	9,183	7.70	153	119,277	4,546	4,637	49.50	50.50
6	20	15	7	11	9,181	7.70	154	119,277	4,519	4,662	49.22	50.78
7	8	15	4	17	9,181	7.70	155	119,277	4,522	4,659	49.25	50.75
12	31	15	5	14	9,181	7.70	156	119,277	4,577	4,604	49.85	50.15
6	4	15	5	18	9,180	7.70	157	119,277	4,456	4,724	48.54	51.46
9	18	15	6	17	9,179	7.70	158	119,277	4,308	4,871	46.93	53.07
3	5	15	5	17	9,178	7.69	159	119,277	4,355	4,823	47.45	52.55
2	19	15	5	18	9,176	7.69	160	119,277	4,610	4,566	50.24	49.76
2	18	15	4	17	9,174	7.69	161	119,277	4,446	4,728	48.46	51.54

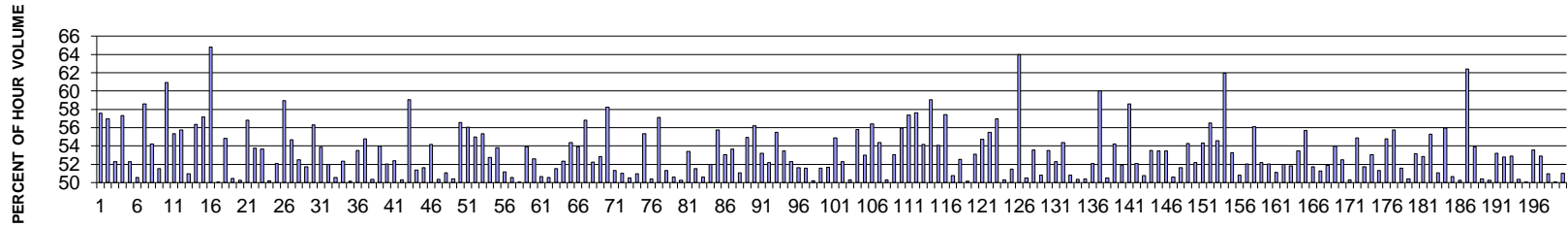
MO	DY	YR	DAY OF WK	HR	HR VOL	PERCENT OF AADT	HOUR NUMBER	AADT	NORTH VOLUME	SOUTH VOLUME	PERCENT NORTH IS OF TOTAL VOLUME	PERCENT SOUTH IS OF TOTAL VOLUME
4	10	15	6	15	9,172	7.69	162	119,277	4,532	4,640	49.41	50.59
5	12	15	3	17	9,171	7.69	163	119,277	4,399	4,772	47.97	52.03
6	16	15	3	17	9,171	7.69	164	119,277	4,580	4,591	49.94	50.06
7	26	15	1	12	9,167	7.69	165	119,277	4,975	4,192	54.27	45.73
5	9	15	7	13	9,166	7.68	166	119,277	4,388	4,778	47.87	52.13
2	19	15	5	17	9,164	7.68	167	119,277	4,568	4,596	49.85	50.15
4	9	15	5	18	9,164	7.68	168	119,277	4,531	4,633	49.44	50.56
7	16	15	5	18	9,161	7.68	169	119,277	4,567	4,594	49.85	50.15
6	12	15	6	15	9,160	7.68	170	119,277	4,609	4,551	50.32	49.68
7	22	15	4	17	9,159	7.68	171	119,277	4,534	4,625	49.50	50.50
7	21	15	3	17	9,158	7.68	172	119,277	4,432	4,726	48.39	51.61
3	29	15	1	14	9,157	7.68	173	119,277	4,723	4,434	51.58	48.42
4	1	15	4	18	9,157	7.68	174	119,277	4,570	4,587	49.91	50.09
6	14	15	1	14	9,156	7.68	175	119,277	4,977	4,179	54.36	45.64
6	19	15	6	15	9,156	7.68	176	119,277	4,627	4,529	50.54	49.46
8	19	15	4	17	9,156	7.68	177	119,277	4,515	4,641	49.31	50.69
7	27	15	2	17	9,155	7.68	178	119,277	4,500	4,655	49.15	50.85
10	9	15	6	17	9,154	7.67	179	119,277	4,484	4,670	48.98	51.02
4	3	15	6	14	9,152	7.67	180	119,277	4,350	4,802	47.53	52.47
12	31	15	5	16	9,152	7.67	181	119,277	4,840	4,312	52.88	47.12
6	4	15	5	17	9,151	7.67	182	119,277	4,693	4,458	51.28	48.72
3	20	15	6	15	9,148	7.67	183	119,277	4,501	4,647	49.20	50.80
3	19	15	5	16	9,147	7.67	184	119,277	4,346	4,801	47.51	52.49
6	11	15	5	18	9,147	7.67	185	119,277	4,686	4,461	51.23	48.77
8	18	15	3	17	9,146	7.67	186	119,277	4,462	4,684	48.79	51.21
3	6	15	6	16	9,144	7.67	187	119,277	4,435	4,709	48.50	51.50
5	8	15	6	14	9,144	7.67	188	119,277	4,311	4,833	47.15	52.85
7	30	15	5	17	9,144	7.67	189	119,277	4,473	4,671	48.92	51.08
8	20	15	5	16	9,144	7.67	190	119,277	4,416	4,728	48.29	51.71
4	16	15	5	18	9,143	7.67	191	119,277	4,536	4,607	49.61	50.39
5	29	15	6	15	9,140	7.66	192	119,277	4,540	4,600	49.67	50.33
9	11	15	6	17	9,140	7.66	193	119,277	4,410	4,730	48.25	51.75
1	30	15	6	16	9,139	7.66	194	119,277	4,303	4,836	47.08	52.92
8	28	15	6	14	9,138	7.66	195	119,277	4,356	4,782	47.67	52.33
6	18	15	5	18	9,132	7.66	196	119,277	4,447	4,685	48.70	51.30
10	23	15	6	18	9,132	7.66	197	119,277	4,425	4,707	48.46	51.54
7	6	15	2	12	9,130	7.65	198	119,277	4,600	4,530	50.38	49.62
7	24	15	6	12	9,128	7.65	199	119,277	4,542	4,586	49.76	50.24
8	9	15	1	13	9,125	7.65	200	119,277	4,550	4,575	49.86	50.14

SR 395 MP 36.24 ELTOPIA ADC SITE R061
K FOR PEAK 200 HOURS OF 2015



AADT= 15152 K 30 FACTOR= 10.66 K 100 FACTOR= 9.93 K 200 FACTOR= 9.23 D 30 FACTOR= 56.28

SR 395 MP 36.24 ELTOPIA ADC SITE R061
D % IN THE PEAK 200 HOURS OF 2015



MO	DY	YR	DAY OF WK	HR	HR VOL	PERCENT OF AADT	HOUR NUMBER	AADT	NORTH VOLUME	SOUTH VOLUME	PERCENT NORTH IS OF TOTAL VOLUME	PERCENT SOUTH IS OF TOTAL VOLUME
11	29	15	1	15	2,066	13.64	1	15,152	1,190	876	57.60	42.40
11	29	15	1	16	1,905	12.57	2	15,152	1,085	820	56.96	43.04
11	29	15	1	14	1,899	12.53	3	15,152	993	906	52.29	47.71
7	31	15	6	15	1,864	12.30	4	15,152	796	1,068	42.70	57.30
11	25	15	4	16	1,800	11.88	5	15,152	859	941	47.72	52.28
11	25	15	4	15	1,795	11.85	6	15,152	908	887	50.58	49.42
7	5	15	1	15	1,765	11.65	7	15,152	731	1,034	41.42	58.58
11	29	15	1	13	1,733	11.44	8	15,152	793	940	45.76	54.24
8	16	15	1	15	1,730	11.42	9	15,152	839	891	48.50	51.50
7	5	15	1	14	1,721	11.36	10	15,152	672	1,049	39.05	60.95
8	16	15	1	14	1,720	11.35	11	15,152	768	952	44.65	55.35
8	9	15	1	17	1,717	11.33	12	15,152	957	760	55.74	44.26
11	25	15	4	14	1,717	11.33	13	15,152	842	875	49.04	50.96

MO	DY	YR	DAY OF WK	HR	HR VOL	PERCENT OF AADT	HOUR NUMBER	AADT	NORTH VOLUME	SOUTH VOLUME	PERCENT NORTH IS OF TOTAL VOLUME	PERCENT SOUTH IS OF TOTAL VOLUME
7	19	15	1	17	1,709	11.28	14	15,152	963	746	56.35	43.65
7	5	15	1	16	1,704	11.25	15	15,152	730	974	42.84	57.16
7	5	15	1	13	1,684	11.11	16	15,152	593	1,091	35.21	64.79
7	26	15	1	16	1,681	11.09	17	15,152	841	840	50.03	49.97
6	26	15	6	15	1,678	11.07	18	15,152	920	758	54.83	45.17
7	31	15	6	16	1,675	11.05	19	15,152	845	830	50.45	49.55
8	7	15	6	16	1,671	11.03	20	15,152	840	831	50.27	49.73
8	9	15	1	14	1,660	10.96	21	15,152	717	943	43.19	56.81
7	19	15	1	14	1,657	10.94	22	15,152	766	891	46.23	53.77
11	25	15	4	17	1,648	10.88	23	15,152	764	884	46.36	53.64
8	16	15	1	16	1,633	10.78	24	15,152	820	813	50.21	49.79
7	17	15	6	16	1,621	10.70	25	15,152	844	777	52.07	47.93
8	9	15	1	13	1,620	10.69	26	15,152	665	955	41.05	58.95
11	25	15	4	13	1,619	10.69	27	15,152	734	885	45.34	54.66
6	26	15	6	17	1,617	10.67	28	15,152	849	768	52.50	47.50
8	14	15	6	14	1,616	10.67	29	15,152	836	780	51.73	48.27
8	9	15	1	18	1,615	10.66	30	15,152	909	706	56.28	43.72
6	26	15	6	16	1,614	10.65	31	15,152	869	745	53.84	46.16
8	23	15	1	16	1,614	10.65	32	15,152	775	839	48.02	51.98
6	12	15	6	17	1,612	10.64	33	15,152	815	797	50.56	49.44
7	19	15	1	15	1,611	10.63	34	15,152	768	843	47.67	52.33
8	16	15	1	17	1,611	10.63	35	15,152	808	803	50.16	49.84
8	23	15	1	15	1,611	10.63	36	15,152	749	862	46.49	53.51
8	2	15	1	15	1,608	10.61	37	15,152	727	881	45.21	54.79
5	8	15	6	17	1,607	10.61	38	15,152	798	809	49.66	50.34
11	6	15	6	17	1,605	10.59	39	15,152	866	739	53.96	46.04
7	24	15	6	15	1,599	10.55	40	15,152	832	767	52.03	47.97
5	15	15	6	16	1,595	10.53	41	15,152	836	759	52.41	47.59
7	26	15	1	15	1,593	10.51	42	15,152	801	792	50.28	49.72
11	29	15	1	17	1,593	10.51	43	15,152	941	652	59.07	40.93
5	15	15	6	17	1,589	10.49	44	15,152	816	773	51.35	48.65
7	24	15	6	16	1,589	10.49	45	15,152	820	769	51.60	48.40
11	6	15	6	15	1,582	10.44	46	15,152	857	725	54.17	45.83
6	19	15	6	16	1,577	10.41	47	15,152	783	794	49.65	50.35
8	9	15	1	16	1,577	10.41	48	15,152	805	772	51.05	48.95
7	17	15	6	15	1,576	10.40	49	15,152	782	794	49.62	50.38
8	23	15	1	14	1,575	10.39	50	15,152	684	891	43.43	56.57
7	16	15	5	16	1,573	10.38	51	15,152	691	882	43.93	56.07
8	2	15	1	14	1,573	10.38	52	15,152	708	865	45.01	54.99
4	12	15	1	16	1,572	10.37	53	15,152	870	702	55.34	44.66
8	14	15	6	15	1,572	10.37	54	15,152	829	743	52.74	47.26
4	10	15	6	16	1,571	10.37	55	15,152	845	726	53.79	46.21
8	2	15	1	16	1,571	10.37	56	15,152	767	804	48.82	51.18
7	17	15	6	18	1,567	10.34	57	15,152	792	775	50.54	49.46
8	21	15	6	17	1,566	10.34	58	15,152	784	782	50.06	49.94

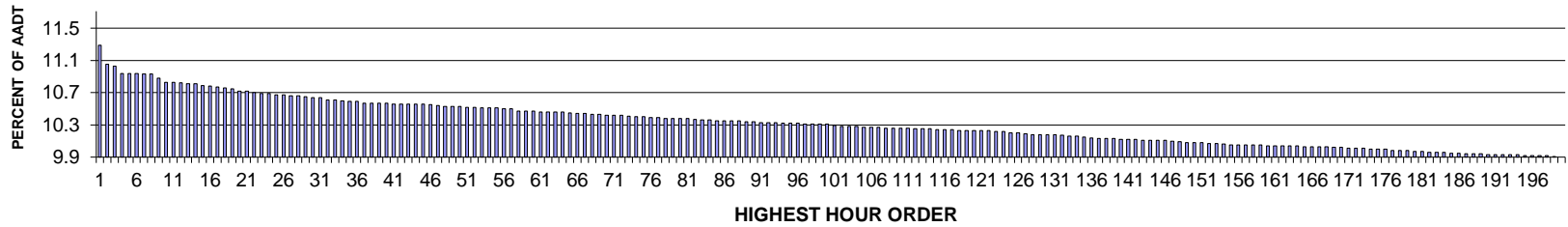
MO	DY	YR	DAY OF WK	HR	HR VOL	PERCENT OF AADT	HOUR NUMBER	AADT	NORTH VOLUME	SOUTH VOLUME	PERCENT NORTH IS OF TOTAL VOLUME	PERCENT SOUTH IS OF TOTAL VOLUME
7	26	15	1	17	1,565	10.33	59	15,152	844	721	53.93	46.07
4	12	15	1	15	1,563	10.32	60	15,152	822	741	52.59	47.41
6	21	15	1	15	1,562	10.31	61	15,152	791	771	50.64	49.36
7	31	15	6	17	1,559	10.29	62	15,152	771	788	49.45	50.55
7	17	15	6	17	1,558	10.28	63	15,152	755	803	48.46	51.54
4	10	15	6	17	1,554	10.26	64	15,152	813	741	52.32	47.68
7	10	15	6	17	1,554	10.26	65	15,152	845	709	54.38	45.62
4	12	15	1	17	1,553	10.25	66	15,152	837	716	53.90	46.10
7	19	15	1	18	1,553	10.25	67	15,152	882	671	56.79	43.21
7	26	15	1	14	1,553	10.25	68	15,152	742	811	47.78	52.22
8	9	15	1	15	1,553	10.25	69	15,152	732	821	47.13	52.87
3	13	15	6	17	1,551	10.24	70	15,152	648	903	41.78	58.22
8	21	15	6	15	1,549	10.22	71	15,152	754	795	48.68	51.32
6	12	15	6	15	1,547	10.21	72	15,152	789	758	51.00	49.00
6	19	15	6	15	1,543	10.18	73	15,152	779	764	50.49	49.51
8	7	15	6	17	1,542	10.18	74	15,152	786	756	50.97	49.03
11	6	15	6	16	1,542	10.18	75	15,152	853	689	55.32	44.68
8	21	15	6	16	1,541	10.17	76	15,152	777	764	50.42	49.58
7	19	15	1	13	1,540	10.16	77	15,152	660	880	42.86	57.14
8	7	15	6	15	1,540	10.16	78	15,152	790	750	51.30	48.70
5	8	15	6	16	1,539	10.16	79	15,152	779	760	50.62	49.38
7	17	15	6	14	1,539	10.16	80	15,152	773	766	50.23	49.77
7	24	15	6	17	1,538	10.15	81	15,152	717	821	46.62	53.38
5	8	15	6	15	1,536	10.14	82	15,152	791	745	51.50	48.50
7	19	15	1	16	1,534	10.12	83	15,152	758	776	49.41	50.59
7	10	15	6	16	1,533	10.12	84	15,152	797	736	51.99	48.01
7	31	15	6	14	1,530	10.10	85	15,152	853	677	55.75	44.25
8	7	15	6	14	1,527	10.08	86	15,152	810	717	53.05	46.95
6	21	15	1	14	1,526	10.07	87	15,152	707	819	46.33	53.67
8	2	15	1	17	1,526	10.07	88	15,152	747	779	48.95	51.05
8	16	15	1	13	1,526	10.07	89	15,152	688	838	45.09	54.91
6	28	15	1	15	1,525	10.06	90	15,152	668	857	43.80	56.20
7	26	15	1	18	1,525	10.06	91	15,152	811	714	53.18	46.82
6	5	15	6	15	1,524	10.06	92	15,152	795	729	52.17	47.83
7	12	15	1	14	1,524	10.06	93	15,152	678	846	44.49	55.51
7	2	15	5	16	1,523	10.05	94	15,152	814	709	53.45	46.55
7	24	15	6	14	1,521	10.04	95	15,152	795	726	52.27	47.73
8	28	15	6	17	1,521	10.04	96	15,152	736	785	48.39	51.61
6	19	15	6	17	1,519	10.03	97	15,152	736	783	48.45	51.55
7	10	15	6	13	1,512	9.98	98	15,152	753	759	49.80	50.20
7	24	15	6	13	1,506	9.94	99	15,152	777	729	51.59	48.41
8	14	15	6	13	1,504	9.93	100	15,152	727	777	48.34	51.66
7	16	15	5	17	1,503	9.92	101	15,152	678	825	45.11	54.89
3	20	15	6	17	1,500	9.90	102	15,152	716	784	47.73	52.27
6	5	15	6	16	1,499	9.89	103	15,152	754	745	50.30	49.70

MO	DY	YR	DAY OF WK	HR	HR VOL	PERCENT OF AADT	HOUR NUMBER	AADT	NORTH VOLUME	SOUTH VOLUME	PERCENT NORTH IS OF TOTAL VOLUME	PERCENT SOUTH IS OF TOTAL VOLUME
11	29	15	1	12	1,499	9.89	104	15,152	663	836	44.23	55.77
6	26	15	6	14	1,498	9.89	105	15,152	794	704	53.00	47.00
11	6	15	6	18	1,497	9.88	106	15,152	653	844	43.62	56.38
6	5	15	6	17	1,495	9.87	107	15,152	813	682	54.38	45.62
7	12	15	1	15	1,495	9.87	108	15,152	743	752	49.70	50.30
7	12	15	1	17	1,495	9.87	109	15,152	793	702	53.04	46.96
11	25	15	4	12	1,494	9.86	110	15,152	658	836	44.04	55.96
8	15	15	7	12	1,492	9.85	111	15,152	636	856	42.63	57.37
7	26	15	1	13	1,491	9.84	112	15,152	632	859	42.39	57.61
7	2	15	5	17	1,490	9.83	113	15,152	807	683	54.16	45.84
3	22	15	1	16	1,489	9.83	114	15,152	879	610	59.03	40.97
4	10	15	6	15	1,489	9.83	115	15,152	805	684	54.06	45.94
7	5	15	1	17	1,489	9.83	116	15,152	634	855	42.58	57.42
7	10	15	6	15	1,487	9.81	117	15,152	755	732	50.77	49.23
8	28	15	6	16	1,487	9.81	118	15,152	781	706	52.52	47.48
7	12	15	1	16	1,486	9.81	119	15,152	741	745	49.87	50.13
6	21	15	1	16	1,484	9.79	120	15,152	788	696	53.10	46.90
11	20	15	6	17	1,483	9.79	121	15,152	671	812	45.25	54.75
5	15	15	6	15	1,479	9.76	122	15,152	821	658	55.51	44.49
8	15	15	7	11	1,478	9.75	123	15,152	636	842	43.03	56.97
5	1	15	6	17	1,475	9.73	124	15,152	733	742	49.69	50.31
6	14	15	1	15	1,475	9.73	125	15,152	716	759	48.54	51.46
8	9	15	1	12	1,472	9.71	126	15,152	530	942	36.01	63.99
4	17	15	6	17	1,471	9.71	127	15,152	728	743	49.49	50.51
2	13	15	6	17	1,470	9.70	128	15,152	683	787	46.46	53.54
7	30	15	5	16	1,470	9.70	129	15,152	747	723	50.82	49.18
3	29	15	1	17	1,469	9.70	130	15,152	786	683	53.51	46.49
4	24	15	6	17	1,469	9.70	131	15,152	768	701	52.28	47.72
6	26	15	6	18	1,462	9.65	132	15,152	795	667	54.38	45.62
5	29	15	6	17	1,461	9.64	133	15,152	742	719	50.79	49.21
6	5	15	6	18	1,458	9.62	134	15,152	734	724	50.34	49.66
5	10	15	1	17	1,456	9.61	135	15,152	722	734	49.59	50.41
6	19	15	6	14	1,456	9.61	136	15,152	758	698	52.06	47.94
6	21	15	1	13	1,455	9.60	137	15,152	582	873	40.00	60.00
8	13	15	5	16	1,455	9.60	138	15,152	720	735	49.48	50.52
5	8	15	6	14	1,454	9.60	139	15,152	788	666	54.20	45.80
6	14	15	1	16	1,454	9.60	140	15,152	755	699	51.93	48.07
8	2	15	1	13	1,453	9.59	141	15,152	602	851	41.43	58.57
6	12	15	6	16	1,448	9.56	142	15,152	754	694	52.07	47.93
8	6	15	5	15	1,446	9.54	143	15,152	712	734	49.24	50.76
2	13	15	6	16	1,445	9.54	144	15,152	672	773	46.51	53.49
3	13	15	6	16	1,445	9.54	145	15,152	673	772	46.57	53.43
8	6	15	5	16	1,445	9.54	146	15,152	673	772	46.57	53.43
5	29	15	6	16	1,444	9.53	147	15,152	731	713	50.62	49.38
5	8	15	6	18	1,443	9.52	148	15,152	698	745	48.37	51.63

MO	DY	YR	DAY OF WK	HR	HR VOL	PERCENT OF AADT	HOUR NUMBER	AADT	NORTH VOLUME	SOUTH VOLUME	PERCENT NORTH IS OF TOTAL VOLUME	PERCENT SOUTH IS OF TOTAL VOLUME
7	10	15	6	14	1,443	9.52	149	15,152	783	660	54.26	45.74
8	23	15	1	18	1,443	9.52	150	15,152	753	690	52.18	47.82
3	6	15	6	17	1,442	9.52	151	15,152	659	783	45.70	54.30
7	2	15	5	18	1,440	9.50	152	15,152	814	626	56.53	43.47
6	14	15	1	14	1,439	9.50	153	15,152	654	785	45.45	54.55
11	28	15	7	13	1,438	9.49	154	15,152	547	891	38.04	61.96
5	3	15	1	16	1,437	9.48	155	15,152	672	765	46.76	53.24
4	10	15	6	18	1,435	9.47	156	15,152	729	706	50.80	49.20
2	20	15	6	17	1,434	9.46	157	15,152	688	746	47.98	52.02
3	13	15	6	18	1,433	9.46	158	15,152	629	804	43.89	56.11
7	23	15	5	17	1,433	9.46	159	15,152	685	748	47.80	52.20
3	29	15	1	15	1,432	9.45	160	15,152	745	687	52.03	47.97
8	23	15	1	17	1,432	9.45	161	15,152	700	732	48.88	51.12
5	15	15	6	18	1,431	9.44	162	15,152	687	744	48.01	51.99
4	12	15	1	18	1,428	9.42	163	15,152	740	688	51.82	48.18
7	17	15	6	13	1,428	9.42	164	15,152	665	763	46.57	53.43
3	22	15	1	17	1,426	9.41	165	15,152	794	632	55.68	44.32
8	7	15	6	18	1,426	9.41	166	15,152	738	688	51.75	48.25
5	10	15	1	16	1,424	9.40	167	15,152	694	730	48.74	51.26
8	7	15	6	13	1,423	9.39	168	15,152	685	738	48.14	51.86
4	19	15	1	16	1,422	9.38	169	15,152	767	655	53.94	46.06
7	10	15	6	18	1,421	9.38	170	15,152	746	675	52.50	47.50
7	31	15	6	18	1,421	9.38	171	15,152	715	706	50.32	49.68
8	16	15	1	12	1,419	9.37	172	15,152	640	779	45.10	54.90
8	21	15	6	13	1,419	9.37	173	15,152	685	734	48.27	51.73
3	27	15	6	16	1,417	9.35	174	15,152	665	752	46.93	53.07
4	24	15	6	16	1,417	9.35	175	15,152	727	690	51.31	48.69
7	2	15	5	14	1,417	9.35	176	15,152	776	641	54.76	45.24
7	6	15	2	16	1,417	9.35	177	15,152	627	790	44.25	55.75
11	25	15	4	18	1,417	9.35	178	15,152	686	731	48.41	51.59
6	19	15	6	18	1,415	9.34	179	15,152	713	702	50.39	49.61
11	28	15	7	15	1,415	9.34	180	15,152	752	663	53.14	46.86
8	6	15	5	17	1,413	9.33	181	15,152	666	747	47.13	52.87
6	12	15	6	14	1,411	9.31	182	15,152	780	631	55.28	44.72
4	24	15	6	18	1,410	9.31	183	15,152	720	690	51.06	48.94
5	3	15	1	17	1,410	9.31	184	15,152	621	789	44.04	55.96
6	12	15	6	18	1,410	9.31	185	15,152	714	696	50.64	49.36
5	1	15	6	16	1,409	9.30	186	15,152	708	701	50.25	49.75
8	23	15	1	13	1,408	9.29	187	15,152	529	879	37.57	62.43
11	13	15	6	17	1,408	9.29	188	15,152	649	759	46.09	53.91
7	9	15	5	16	1,407	9.29	189	15,152	709	698	50.39	49.61
8	20	15	5	16	1,407	9.29	190	15,152	707	700	50.25	49.75
4	26	15	1	17	1,406	9.28	191	15,152	748	658	53.20	46.80
5	3	15	1	15	1,405	9.27	192	15,152	663	742	47.19	52.81
8	7	15	6	12	1,405	9.27	193	15,152	662	743	47.12	52.88

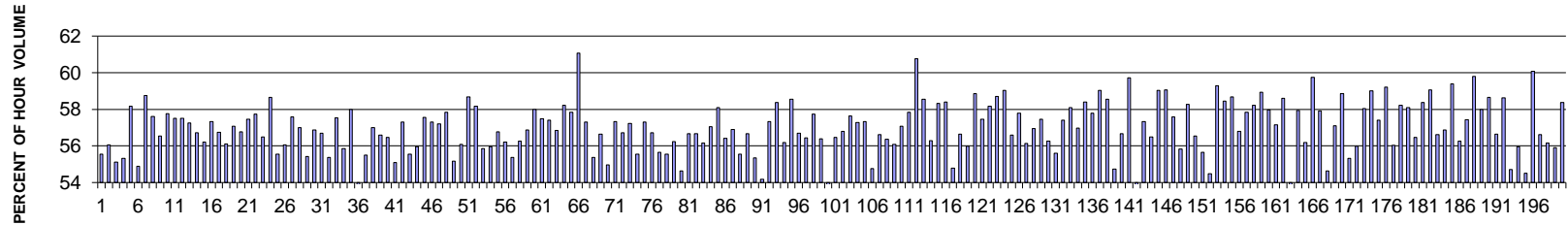
MO	DY	YR	DAY OF WK	HR	HR VOL	PERCENT OF AADT	HOUR NUMBER	AADT	NORTH VOLUME	SOUTH VOLUME	PERCENT NORTH IS OF TOTAL VOLUME	PERCENT SOUTH IS OF TOTAL VOLUME
3	20	15	6	16	1,404	9.27	194	15,152	697	707	49.64	50.36
7	23	15	5	16	1,404	9.27	195	15,152	701	703	49.93	50.07
8	14	15	6	12	1,404	9.27	196	15,152	652	752	46.44	53.56
7	16	15	5	15	1,403	9.26	197	15,152	661	742	47.11	52.89
8	28	15	6	18	1,403	9.26	198	15,152	688	715	49.04	50.96
8	13	15	5	17	1,398	9.23	199	15,152	698	700	49.93	50.07
8	21	15	6	18	1,398	9.23	200	15,152	713	685	51.00	49.00

**SR 240 MP 37.20 RICHLAND ADC SITE R062
K FOR PEAK 200 HOURS OF 2015**



AADT= 73919 K 30 FACTOR= 10.63 K 100 FACTOR= 10.3 K 200 FACTOR= 9.89 D 30 FACTOR= 56.86

**SR 240 MP 37.20 RICHLAND ADC SITE R062
D % IN THE PEAK 200 HOURS OF 2015**



MO	DY	YR	DAY OF WK	HR	HR VOL	PERCENT OF AADT	HOUR NUMBER	AADT	EAST VOLUME	WEST VOLUME	PERCENT EAST IS OF TOTAL VOLUME	PERCENT WEST IS OF TOTAL VOLUME
3	9	15	2	18	8,341	11.28	1	73,919	4,634	3,707	55.56	44.44
6	3	15	4	18	8,157	11.04	2	73,919	4,574	3,583	56.07	43.93
12	22	15	3	17	8,144	11.02	3	73,919	4,488	3,656	55.11	44.89
5	28	15	5	18	8,082	10.93	4	73,919	4,471	3,611	55.32	44.68
4	9	15	5	18	8,078	10.93	5	73,919	4,699	3,379	58.17	41.83
6	4	15	5	18	8,077	10.93	6	73,919	4,433	3,644	54.88	45.12
12	15	15	3	18	8,073	10.92	7	73,919	4,744	3,329	58.76	41.24
4	15	15	4	18	8,072	10.92	8	73,919	4,651	3,421	57.62	42.38
12	16	15	4	18	8,038	10.87	9	73,919	4,544	3,494	56.53	43.47
4	8	15	4	18	7,997	10.82	10	73,919	4,618	3,379	57.75	42.25
11	3	15	3	18	7,997	10.82	11	73,919	4,599	3,398	57.51	42.49
3	25	15	4	18	7,993	10.81	12	73,919	4,597	3,396	57.51	42.49
12	10	15	5	18	7,986	10.80	13	73,919	4,573	3,413	57.26	42.74

MO	DY	YR	DAY OF WK	HR	HR VOL	PERCENT OF AADT	HOUR NUMBER	AADT	EAST VOLUME	WEST VOLUME	PERCENT EAST IS OF TOTAL VOLUME	PERCENT WEST IS OF TOTAL VOLUME
5	7	15	5	18	7,981	10.80	14	73,919	4,528	3,453	56.73	43.27
5	20	15	4	18	7,965	10.78	15	73,919	4,477	3,488	56.21	43.79
4	30	15	5	18	7,963	10.77	16	73,919	4,565	3,398	57.33	42.67
6	2	15	3	18	7,955	10.76	17	73,919	4,514	3,441	56.74	43.26
11	4	15	4	18	7,949	10.75	18	73,919	4,460	3,489	56.11	43.89
3	4	15	4	18	7,936	10.74	19	73,919	4,530	3,406	57.08	42.92
5	6	15	4	18	7,919	10.71	20	73,919	4,495	3,424	56.76	43.24
4	28	15	3	18	7,915	10.71	21	73,919	4,548	3,367	57.46	42.54
4	22	15	4	18	7,903	10.69	22	73,919	4,563	3,340	57.74	42.26
7	23	15	5	18	7,897	10.68	23	73,919	4,462	3,435	56.50	43.50
8	25	15	3	18	7,896	10.68	24	73,919	4,630	3,266	58.64	41.36
7	22	15	4	18	7,883	10.66	25	73,919	4,379	3,504	55.55	44.45
12	21	15	2	17	7,877	10.66	26	73,919	4,416	3,461	56.06	43.94
4	29	15	4	18	7,874	10.65	27	73,919	4,534	3,340	57.58	42.42
5	14	15	5	18	7,872	10.65	28	73,919	4,487	3,385	57.00	43.00
6	11	15	5	18	7,865	10.64	29	73,919	4,358	3,507	55.41	44.59
5	26	15	3	18	7,858	10.63	30	73,919	4,468	3,390	56.86	43.14
8	19	15	4	18	7,857	10.63	31	73,919	4,454	3,403	56.69	43.31
5	19	15	3	18	7,839	10.60	32	73,919	4,341	3,498	55.38	44.62
3	11	15	4	18	7,836	10.60	33	73,919	4,509	3,327	57.54	42.46
2	10	15	3	18	7,829	10.59	34	73,919	4,373	3,456	55.86	44.14
5	7	15	5	17	7,822	10.58	35	73,919	4,536	3,286	57.99	42.01
6	25	15	5	18	7,818	10.58	36	73,919	4,127	3,691	52.79	47.21
5	27	15	4	18	7,809	10.56	37	73,919	4,334	3,475	55.50	44.50
2	12	15	5	18	7,808	10.56	38	73,919	4,451	3,357	57.01	42.99
12	1	15	3	18	7,806	10.56	39	73,919	4,417	3,389	56.58	43.42
5	5	15	3	18	7,804	10.56	40	73,919	4,406	3,398	56.46	43.54
12	9	15	4	18	7,801	10.55	41	73,919	4,298	3,503	55.10	44.90
3	5	15	5	18	7,798	10.55	42	73,919	4,468	3,330	57.30	42.70
11	5	15	5	18	7,798	10.55	43	73,919	4,332	3,466	55.55	44.45
11	12	15	5	18	7,798	10.55	44	73,919	4,363	3,435	55.95	44.05
4	7	15	3	18	7,795	10.55	45	73,919	4,487	3,308	57.56	42.44
5	28	15	5	17	7,789	10.54	46	73,919	4,463	3,326	57.30	42.70
4	16	15	5	18	7,784	10.53	47	73,919	4,453	3,331	57.21	42.79
11	10	15	3	18	7,778	10.52	48	73,919	4,498	3,280	57.83	42.17
8	20	15	5	18	7,776	10.52	49	73,919	4,290	3,486	55.17	44.83
5	18	15	2	18	7,774	10.52	50	73,919	4,360	3,414	56.08	43.92
12	10	15	5	17	7,767	10.51	51	73,919	4,557	3,210	58.67	41.33
12	16	15	4	17	7,766	10.51	52	73,919	4,518	3,248	58.18	41.82
6	17	15	4	18	7,764	10.50	53	73,919	4,336	3,428	55.85	44.15
3	12	15	5	18	7,762	10.50	54	73,919	4,344	3,418	55.96	44.04
7	21	15	3	18	7,762	10.50	55	73,919	4,406	3,356	56.76	43.24
11	19	15	5	18	7,757	10.49	56	73,919	4,360	3,397	56.21	43.79
5	21	15	5	18	7,755	10.49	57	73,919	4,293	3,462	55.36	44.64
6	23	15	3	18	7,733	10.46	58	73,919	4,351	3,382	56.27	43.73

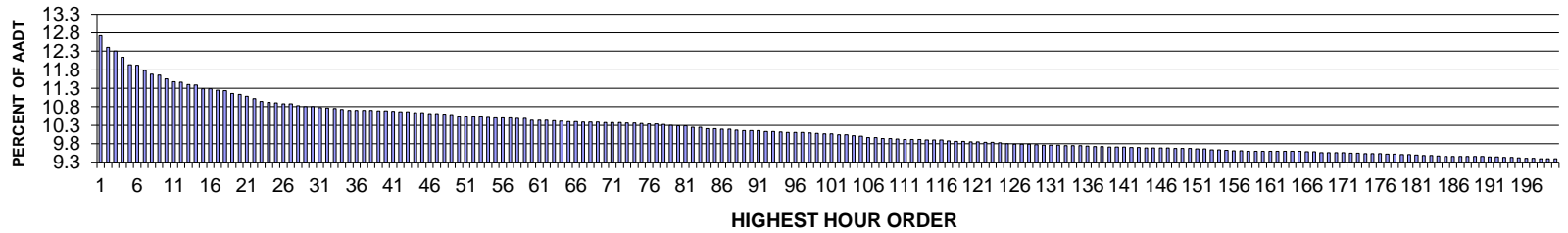
MO	DY	YR	DAY OF WK	HR	HR VOL	PERCENT OF AADT	HOUR NUMBER	AADT	EAST VOLUME	WEST VOLUME	PERCENT EAST IS OF TOTAL VOLUME	PERCENT WEST IS OF TOTAL VOLUME
3	10	15	3	18	7,730	10.46	59	73,919	4,396	3,334	56.87	43.13
3	17	15	3	18	7,730	10.46	60	73,919	4,483	3,247	57.99	42.01
12	14	15	2	18	7,728	10.45	61	73,919	4,442	3,286	57.48	42.52
3	3	15	3	18	7,727	10.45	62	73,919	4,436	3,291	57.41	42.59
3	19	15	5	18	7,727	10.45	63	73,919	4,393	3,334	56.85	43.15
2	17	15	3	18	7,722	10.45	64	73,919	4,496	3,226	58.22	41.78
11	2	15	2	18	7,714	10.44	65	73,919	4,461	3,253	57.83	42.17
3	9	15	2	17	7,712	10.43	66	73,919	4,710	3,002	61.07	38.93
5	11	15	2	18	7,712	10.43	67	73,919	4,420	3,292	57.31	42.69
2	11	15	4	18	7,704	10.42	68	73,919	4,265	3,439	55.36	44.64
8	18	15	3	18	7,701	10.42	69	73,919	4,363	3,338	56.65	43.35
7	9	15	5	18	7,698	10.41	70	73,919	4,231	3,467	54.96	45.04
6	4	15	5	17	7,692	10.41	71	73,919	4,410	3,282	57.33	42.67
8	5	15	4	18	7,692	10.41	72	73,919	4,364	3,328	56.73	43.27
2	18	15	4	18	7,691	10.40	73	73,919	4,402	3,289	57.24	42.76
8	6	15	5	18	7,681	10.39	74	73,919	4,267	3,414	55.55	44.45
8	26	15	4	18	7,681	10.39	75	73,919	4,402	3,279	57.31	42.69
4	14	15	3	18	7,671	10.38	76	73,919	4,350	3,321	56.71	43.29
6	16	15	3	18	7,670	10.38	77	73,919	4,269	3,401	55.66	44.34
6	11	15	5	17	7,669	10.37	78	73,919	4,261	3,408	55.56	44.44
7	8	15	4	18	7,669	10.37	79	73,919	4,312	3,357	56.23	43.77
12	21	15	2	18	7,663	10.37	80	73,919	4,186	3,477	54.63	45.37
3	24	15	3	18	7,662	10.37	81	73,919	4,342	3,320	56.67	43.33
6	1	15	2	18	7,661	10.36	82	73,919	4,342	3,319	56.68	43.32
6	10	15	4	18	7,654	10.35	83	73,919	4,299	3,355	56.17	43.83
2	25	15	4	18	7,649	10.35	84	73,919	4,363	3,286	57.04	42.96
12	15	15	3	17	7,646	10.34	85	73,919	4,441	3,205	58.08	41.92
12	8	15	3	18	7,644	10.34	86	73,919	4,312	3,332	56.41	43.59
7	28	15	3	18	7,642	10.34	87	73,919	4,349	3,293	56.91	43.09
7	16	15	5	18	7,640	10.34	88	73,919	4,243	3,397	55.54	44.46
4	13	15	2	18	7,639	10.33	89	73,919	4,329	3,310	56.67	43.33
7	29	15	4	18	7,635	10.33	90	73,919	4,225	3,410	55.34	44.66
3	26	15	5	18	7,630	10.32	91	73,919	4,133	3,497	54.17	45.83
5	4	15	2	18	7,628	10.32	92	73,919	4,372	3,256	57.32	42.68
4	9	15	5	17	7,626	10.32	93	73,919	4,452	3,174	58.38	41.62
5	12	15	3	18	7,624	10.31	94	73,919	4,283	3,341	56.18	43.82
8	27	15	5	18	7,622	10.31	95	73,919	4,463	3,159	58.55	41.45
7	14	15	3	18	7,619	10.31	96	73,919	4,319	3,300	56.69	43.31
11	9	15	2	18	7,616	10.30	97	73,919	4,299	3,317	56.45	43.55
5	5	15	3	17	7,615	10.30	98	73,919	4,397	3,218	57.74	42.26
2	4	15	4	18	7,613	10.30	99	73,919	4,294	3,319	56.40	43.60
6	18	15	5	18	7,611	10.30	100	73,919	4,027	3,584	52.91	47.09
7	15	15	4	18	7,598	10.28	101	73,919	4,290	3,308	56.46	43.54
8	4	15	3	18	7,593	10.27	102	73,919	4,312	3,281	56.79	43.21
4	30	15	5	17	7,589	10.27	103	73,919	4,374	3,215	57.64	42.36

MO	DY	YR	DAY OF WK	HR	HR VOL	PERCENT OF AADT	HOUR NUMBER	AADT	EAST VOLUME	WEST VOLUME	PERCENT EAST IS OF TOTAL VOLUME	PERCENT WEST IS OF TOTAL VOLUME
11	5	15	5	17	7,589	10.27	104	73,919	4,347	3,242	57.28	42.72
3	16	15	2	18	7,586	10.26	105	73,919	4,348	3,238	57.32	42.68
12	11	15	6	17	7,584	10.26	106	73,919	4,153	3,431	54.76	45.24
4	21	15	3	18	7,582	10.26	107	73,919	4,294	3,288	56.63	43.37
3	18	15	4	18	7,580	10.25	108	73,919	4,272	3,308	56.36	43.64
4	20	15	2	18	7,580	10.25	109	73,919	4,252	3,328	56.09	43.91
2	19	15	5	18	7,578	10.25	110	73,919	4,325	3,253	57.07	42.93
8	24	15	2	18	7,578	10.25	111	73,919	4,383	3,195	57.84	42.16
5	26	15	3	17	7,573	10.24	112	73,919	4,601	2,972	60.76	39.24
5	6	15	4	17	7,569	10.24	113	73,919	4,432	3,137	58.55	41.45
12	3	15	5	18	7,566	10.24	114	73,919	4,259	3,307	56.29	43.71
2	24	15	3	18	7,565	10.23	115	73,919	4,413	3,152	58.33	41.67
12	14	15	2	17	7,565	10.23	116	73,919	4,419	3,146	58.41	41.59
8	11	15	3	18	7,564	10.23	117	73,919	4,144	3,420	54.79	45.21
6	25	15	5	17	7,558	10.22	118	73,919	4,281	3,277	56.64	43.36
2	3	15	3	18	7,557	10.22	119	73,919	4,230	3,327	55.97	44.03
5	4	15	2	17	7,555	10.22	120	73,919	4,447	3,108	58.86	41.14
5	20	15	4	17	7,552	10.22	121	73,919	4,339	3,213	57.45	42.55
5	27	15	4	17	7,551	10.22	122	73,919	4,392	3,159	58.16	41.84
4	27	15	2	18	7,546	10.21	123	73,919	4,430	3,116	58.71	41.29
11	18	15	4	18	7,544	10.21	124	73,919	4,453	3,091	59.03	40.97
6	9	15	3	18	7,535	10.19	125	73,919	4,265	3,270	56.60	43.40
4	6	15	2	18	7,534	10.19	126	73,919	4,355	3,179	57.80	42.20
8	12	15	4	18	7,523	10.18	127	73,919	4,223	3,300	56.13	43.87
6	17	15	4	17	7,521	10.17	128	73,919	4,283	3,238	56.95	43.05
6	10	15	4	17	7,517	10.17	129	73,919	4,319	3,198	57.46	42.54
6	15	15	2	18	7,517	10.17	130	73,919	4,230	3,287	56.27	43.73
12	7	15	2	17	7,517	10.17	131	73,919	4,180	3,337	55.61	44.39
6	3	15	4	17	7,513	10.16	132	73,919	4,313	3,200	57.41	42.59
12	9	15	4	17	7,503	10.15	133	73,919	4,358	3,145	58.08	41.92
7	7	15	3	18	7,500	10.15	134	73,919	4,273	3,227	56.97	43.03
11	19	15	5	17	7,494	10.14	135	73,919	4,376	3,118	58.39	41.61
4	23	15	5	18	7,489	10.13	136	73,919	4,329	3,160	57.80	42.20
11	10	15	3	17	7,484	10.12	137	73,919	4,418	3,066	59.03	40.97
4	8	15	4	17	7,482	10.12	138	73,919	4,381	3,101	58.55	41.45
1	28	15	4	18	7,478	10.12	139	73,919	4,093	3,385	54.73	45.27
2	5	15	5	18	7,475	10.11	140	73,919	4,236	3,239	56.67	43.33
11	3	15	3	17	7,471	10.11	141	73,919	4,462	3,009	59.72	40.28
12	22	15	3	16	7,470	10.11	142	73,919	3,795	3,675	50.80	49.20
5	12	15	3	17	7,468	10.10	143	73,919	4,282	3,186	57.34	42.66
1	14	15	4	18	7,466	10.10	144	73,919	4,218	3,248	56.50	43.50
3	26	15	5	17	7,464	10.10	145	73,919	4,407	3,057	59.04	40.96
12	8	15	3	17	7,464	10.10	146	73,919	4,408	3,056	59.06	40.94
4	16	15	5	17	7,460	10.09	147	73,919	4,296	3,164	57.59	42.41
6	8	15	2	18	7,454	10.08	148	73,919	4,162	3,292	55.84	44.16

MO	DY	YR	DAY OF WK	HR	HR VOL	PERCENT OF AADT	HOUR NUMBER	AADT	EAST VOLUME	WEST VOLUME	PERCENT EAST IS OF TOTAL VOLUME	PERCENT WEST IS OF TOTAL VOLUME
5	14	15	5	17	7,445	10.07	149	73,919	4,338	3,107	58.27	41.73
6	16	15	3	17	7,442	10.07	150	73,919	4,207	3,235	56.53	43.47
6	22	15	2	18	7,442	10.07	151	73,919	4,141	3,301	55.64	44.36
6	18	15	5	17	7,434	10.06	152	73,919	4,050	3,384	54.48	45.52
12	1	15	3	17	7,433	10.06	153	73,919	4,408	3,025	59.30	40.70
6	24	15	4	17	7,432	10.05	154	73,919	4,343	3,089	58.44	41.56
3	11	15	4	17	7,425	10.04	155	73,919	4,356	3,069	58.67	41.33
3	23	15	2	18	7,425	10.04	156	73,919	4,217	3,208	56.79	43.21
11	18	15	4	17	7,424	10.04	157	73,919	4,293	3,131	57.83	42.17
2	12	15	5	17	7,422	10.04	158	73,919	4,321	3,101	58.22	41.78
3	5	15	5	17	7,420	10.04	159	73,919	4,372	3,048	58.92	41.08
1	20	15	3	18	7,416	10.03	160	73,919	4,298	3,118	57.96	42.04
4	15	15	4	17	7,414	10.03	161	73,919	4,237	3,177	57.15	42.85
4	22	15	4	17	7,414	10.03	162	73,919	4,344	3,070	58.59	41.41
12	22	15	3	18	7,414	10.03	163	73,919	3,956	3,458	53.36	46.64
5	19	15	3	17	7,411	10.03	164	73,919	4,295	3,116	57.95	42.05
8	17	15	2	18	7,410	10.02	165	73,919	4,164	3,246	56.19	43.81
11	4	15	4	17	7,409	10.02	166	73,919	4,426	2,983	59.74	40.26
3	12	15	5	17	7,406	10.02	167	73,919	4,289	3,117	57.91	42.09
7	30	15	5	18	7,405	10.02	168	73,919	4,046	3,359	54.64	45.36
6	23	15	3	17	7,400	10.01	169	73,919	4,226	3,174	57.11	42.89
3	10	15	3	17	7,397	10.01	170	73,919	4,354	3,043	58.86	41.14
6	24	15	4	18	7,393	10.00	171	73,919	4,089	3,304	55.31	44.69
7	13	15	2	18	7,393	10.00	172	73,919	4,139	3,254	55.99	44.01
11	11	15	4	17	7,390	10.00	173	73,919	4,289	3,101	58.04	41.96
4	14	15	3	17	7,385	9.99	174	73,919	4,357	3,028	59.00	41.00
1	7	15	4	18	7,382	9.99	175	73,919	4,238	3,144	57.41	42.59
3	25	15	4	17	7,382	9.99	176	73,919	4,371	3,011	59.21	40.79
3	3	15	3	17	7,367	9.97	177	73,919	4,127	3,240	56.02	43.98
4	23	15	5	17	7,367	9.97	178	73,919	4,288	3,079	58.21	41.79
6	22	15	2	17	7,367	9.97	179	73,919	4,279	3,088	58.08	41.92
1	22	15	5	18	7,366	9.96	180	73,919	4,159	3,207	56.46	43.54
6	2	15	3	17	7,360	9.96	181	73,919	4,295	3,065	58.36	41.64
3	24	15	3	17	7,358	9.95	182	73,919	4,346	3,012	59.06	40.94
5	21	15	5	17	7,356	9.95	183	73,919	4,165	3,191	56.62	43.38
11	30	15	2	18	7,352	9.95	184	73,919	4,181	3,171	56.87	43.13
4	20	15	2	17	7,349	9.94	185	73,919	4,364	2,985	59.38	40.62
1	29	15	5	18	7,344	9.94	186	73,919	4,132	3,212	56.26	43.74
5	13	15	4	17	7,341	9.93	187	73,919	4,216	3,125	57.43	42.57
3	18	15	4	17	7,340	9.93	188	73,919	4,389	2,951	59.80	40.20
6	9	15	3	17	7,338	9.93	189	73,919	4,256	3,082	58.00	42.00
4	7	15	3	17	7,336	9.92	190	73,919	4,303	3,033	58.66	41.34
7	20	15	2	18	7,336	9.92	191	73,919	4,155	3,181	56.64	43.36
11	30	15	2	17	7,336	9.92	192	73,919	4,300	3,036	58.62	41.38
2	26	15	5	18	7,333	9.92	193	73,919	4,011	3,322	54.70	45.30

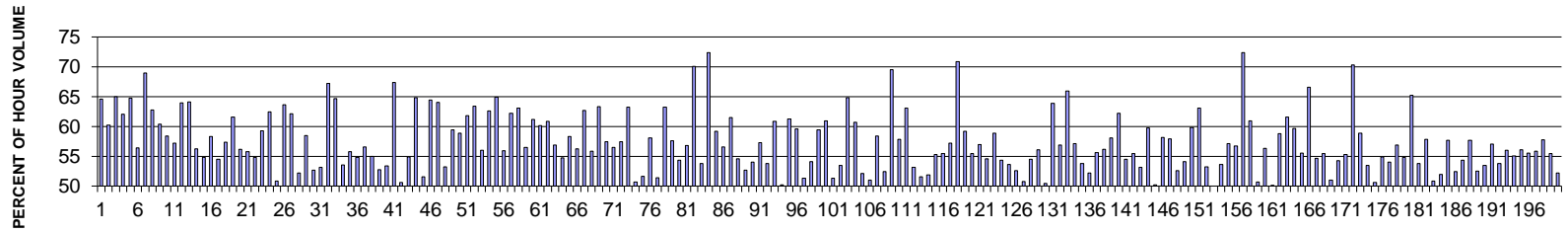
MO	DY	YR	DAY OF WK	HR	HR VOL	PERCENT OF AADT	HOUR NUMBER	AADT	EAST VOLUME	WEST VOLUME	PERCENT EAST IS OF TOTAL VOLUME	PERCENT WEST IS OF TOTAL VOLUME
1	15	15	5	18	7,332	9.92	194	73,919	4,102	3,230	55.95	44.05
8	13	15	5	18	7,329	9.91	195	73,919	3,994	3,335	54.50	45.50
11	12	15	5	17	7,328	9.91	196	73,919	4,402	2,926	60.07	39.93
2	23	15	2	18	7,325	9.91	197	73,919	4,148	3,177	56.63	43.37
11	11	15	4	18	7,325	9.91	198	73,919	4,114	3,211	56.16	43.84
8	3	15	2	18	7,318	9.90	199	73,919	4,091	3,227	55.90	44.10
2	11	15	4	17	7,314	9.89	200	73,919	4,270	3,044	58.38	41.62

**SR 395 MP 190.29 LOON LAKE ADC SITE R063
K FOR PEAK 200 HOURS OF 2015**



AADT= 8772 K 30 FACTOR= 10.8 K 100 FACTOR= 10.07 K 200 FACTOR= 9.39 D 30 FACTOR= 52.69

**SR 395 MP 190.29 LOON LAKE ADC SITE R063
D % IN THE PEAK 200 HOURS OF 2015**



MO	DY	YR	DAY OF WK	HR	HR VOL	PERCENT OF AADT	HOUR NUMBER	AADT	NORTH VOLUME	SOUTH VOLUME	PERCENT NORTH IS OF TOTAL VOLUME	PERCENT SOUTH IS OF TOTAL VOLUME
7	3	15	6	14	1,116	12.72	1	8,772	721	395	64.61	35.39
7	3	15	6	12	1,088	12.40	2	8,772	655	433	60.20	39.80
7	3	15	6	15	1,080	12.31	3	8,772	702	378	65.00	35.00
5	22	15	6	17	1,065	12.14	4	8,772	661	404	62.07	37.93
7	5	15	1	13	1,047	11.94	5	8,772	369	678	35.24	64.76
10	16	15	6	17	1,046	11.92	6	8,772	590	456	56.41	43.59
5	22	15	6	18	1,033	11.78	7	8,772	712	321	68.93	31.07
7	3	15	6	13	1,025	11.68	8	8,772	643	382	62.73	37.27
7	24	15	6	17	1,022	11.65	9	8,772	617	405	60.37	39.63
6	5	15	6	17	1,014	11.56	10	8,772	592	422	58.38	41.62
5	22	15	6	16	1,007	11.48	11	8,772	576	431	57.20	42.80
7	5	15	1	14	1,006	11.47	12	8,772	363	643	36.08	63.92
7	3	15	6	16	1,000	11.40	13	8,772	641	359	64.10	35.90

MO	DY	YR	DAY OF WK	HR	HR VOL	PERCENT OF AADT	HOUR NUMBER	AADT	NORTH VOLUME	SOUTH VOLUME	PERCENT NORTH IS OF TOTAL VOLUME	PERCENT SOUTH IS OF TOTAL VOLUME
9	18	15	6	17	999	11.39	14	8,772	562	437	56.26	43.74
7	10	15	6	16	990	11.29	15	8,772	543	447	54.85	45.15
7	10	15	6	17	990	11.29	16	8,772	577	413	58.28	41.72
10	9	15	6	17	987	11.25	17	8,772	538	449	54.51	45.49
9	4	15	6	17	985	11.23	18	8,772	565	420	57.36	42.64
7	2	15	5	17	979	11.16	19	8,772	603	376	61.59	38.41
10	2	15	6	17	976	11.13	20	8,772	548	428	56.15	43.85
5	1	15	6	17	972	11.08	21	8,772	542	430	55.76	44.24
7	17	15	6	16	967	11.02	22	8,772	530	437	54.81	45.19
5	22	15	6	15	960	10.94	23	8,772	569	391	59.27	40.73
7	17	15	6	18	958	10.92	24	8,772	598	360	62.42	37.58
7	11	15	7	12	956	10.90	25	8,772	486	470	50.84	49.16
7	5	15	1	15	954	10.88	26	8,772	347	607	36.37	63.63
7	17	15	6	17	954	10.88	27	8,772	593	361	62.16	37.84
7	3	15	6	11	950	10.83	28	8,772	496	454	52.21	47.79
8	7	15	6	17	948	10.81	29	8,772	554	394	58.44	41.56
7	11	15	7	14	947	10.80	30	8,772	499	448	52.69	47.31
6	21	15	1	14	946	10.78	31	8,772	503	443	53.17	46.83
6	19	15	6	18	945	10.77	32	8,772	635	310	67.20	32.80
7	3	15	6	17	943	10.75	33	8,772	610	333	64.69	35.31
4	24	15	6	17	941	10.73	34	8,772	504	437	53.56	46.44
5	15	15	6	17	939	10.70	35	8,772	524	415	55.80	44.20
10	16	15	6	16	939	10.70	36	8,772	515	424	54.85	45.15
10	23	15	6	17	939	10.70	37	8,772	531	408	56.55	43.45
10	30	15	6	17	939	10.70	38	8,772	516	423	54.95	45.05
6	12	15	6	16	938	10.69	39	8,772	495	443	52.77	47.23
8	1	15	7	12	938	10.69	40	8,772	501	437	53.41	46.59
9	4	15	6	18	937	10.68	41	8,772	631	306	67.34	32.66
6	6	15	7	14	936	10.67	42	8,772	462	474	49.36	50.64
6	19	15	6	16	935	10.66	43	8,772	513	422	54.87	45.13
7	10	15	6	18	933	10.64	44	8,772	605	328	64.84	35.16
10	2	15	6	16	933	10.64	45	8,772	481	452	51.55	48.45
6	5	15	6	18	931	10.61	46	8,772	600	331	64.45	35.55
7	24	15	6	18	931	10.61	47	8,772	596	335	64.02	35.98
5	29	15	6	17	930	10.60	48	8,772	495	435	53.23	46.77
7	4	15	7	12	929	10.59	49	8,772	552	377	59.42	40.58
6	12	15	6	17	924	10.53	50	8,772	544	380	58.87	41.13
7	4	15	7	13	924	10.53	51	8,772	571	353	61.80	38.20
7	5	15	1	16	923	10.52	52	8,772	338	585	36.62	63.38
7	31	15	6	16	923	10.52	53	8,772	517	406	56.01	43.99
7	31	15	6	18	922	10.51	54	8,772	577	345	62.58	37.42
7	5	15	1	12	921	10.50	55	8,772	323	598	35.07	64.93
7	10	15	6	15	921	10.50	56	8,772	515	406	55.92	44.08
10	9	15	6	18	921	10.50	57	8,772	573	348	62.21	37.79
7	26	15	1	13	919	10.48	58	8,772	339	580	36.89	63.11

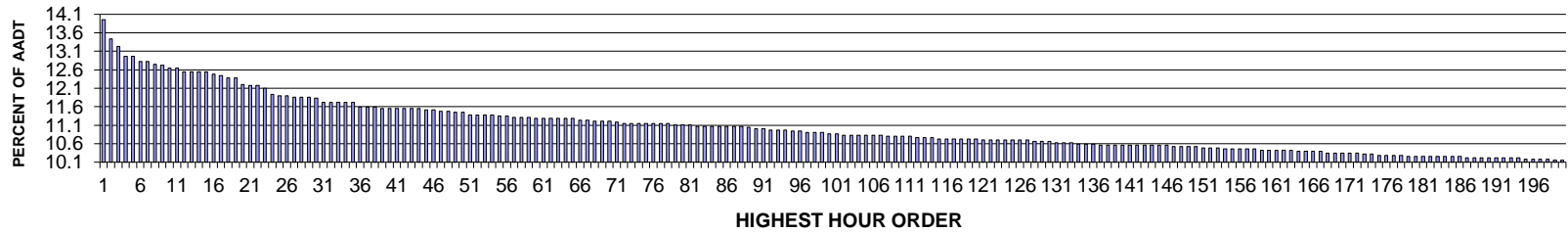
MO	DY	YR	DAY OF WK	HR	HR VOL	PERCENT OF AADT	HOUR NUMBER	AADT	NORTH VOLUME	SOUTH VOLUME	PERCENT NORTH IS OF TOTAL VOLUME	PERCENT SOUTH IS OF TOTAL VOLUME
7	31	15	6	15	919	10.48	59	8,772	519	400	56.47	43.53
6	26	15	6	17	916	10.44	60	8,772	560	356	61.14	38.86
7	24	15	6	16	916	10.44	61	8,772	551	365	60.15	39.85
6	19	15	6	17	915	10.43	62	8,772	557	358	60.87	39.13
8	14	15	6	17	914	10.42	63	8,772	520	394	56.89	43.11
4	17	15	6	17	913	10.41	64	8,772	500	413	54.76	45.24
7	2	15	5	16	912	10.40	65	8,772	532	380	58.33	41.67
8	8	15	7	13	912	10.40	66	8,772	513	399	56.25	43.75
7	31	15	6	17	911	10.39	67	8,772	571	340	62.68	37.32
8	1	15	7	13	911	10.39	68	8,772	509	402	55.87	44.13
9	11	15	6	18	911	10.39	69	8,772	577	334	63.34	36.66
8	7	15	6	16	910	10.37	70	8,772	523	387	57.47	42.53
8	28	15	6	17	910	10.37	71	8,772	514	396	56.48	43.52
9	11	15	6	17	910	10.37	72	8,772	523	387	57.47	42.53
7	4	15	7	14	909	10.36	73	8,772	575	334	63.26	36.74
7	10	15	6	13	909	10.36	74	8,772	461	448	50.72	49.28
11	6	15	6	16	908	10.35	75	8,772	469	439	51.65	48.35
5	23	15	7	13	906	10.33	76	8,772	526	380	58.06	41.94
7	11	15	7	13	906	10.33	77	8,772	466	440	51.43	48.57
10	16	15	6	18	905	10.32	78	8,772	572	333	63.20	36.80
9	25	15	6	17	903	10.29	79	8,772	520	383	57.59	42.41
5	1	15	6	16	902	10.28	80	8,772	490	412	54.32	45.68
5	8	15	6	17	902	10.28	81	8,772	512	390	56.76	43.24
5	25	15	2	14	899	10.25	82	8,772	269	630	29.92	70.08
8	14	15	6	15	898	10.24	83	8,772	483	415	53.79	46.21
5	25	15	2	13	895	10.20	84	8,772	247	648	27.60	72.40
8	7	15	6	15	895	10.20	85	8,772	530	365	59.22	40.78
5	23	15	7	12	894	10.19	86	8,772	506	388	56.60	43.40
10	2	15	6	18	894	10.19	87	8,772	550	344	61.52	38.48
9	11	15	6	16	892	10.17	88	8,772	487	405	54.60	45.40
7	10	15	6	12	891	10.16	89	8,772	422	469	47.36	52.64
9	25	15	6	16	891	10.16	90	8,772	481	410	53.98	46.02
6	5	15	6	16	890	10.15	91	8,772	510	380	57.30	42.70
5	23	15	7	11	889	10.13	92	8,772	478	411	53.77	46.23
7	26	15	1	14	889	10.13	93	8,772	348	541	39.15	60.85
7	19	15	1	14	888	10.12	94	8,772	442	446	49.77	50.23
5	15	15	6	18	887	10.11	95	8,772	543	344	61.22	38.78
7	2	15	5	15	886	10.10	96	8,772	528	358	59.59	40.41
8	7	15	6	14	886	10.10	97	8,772	455	431	51.35	48.65
7	31	15	6	14	885	10.09	98	8,772	479	406	54.12	45.88
9	25	15	6	18	884	10.08	99	8,772	525	359	59.39	40.61
7	26	15	1	15	883	10.07	100	8,772	345	538	39.07	60.93
7	31	15	6	12	883	10.07	101	8,772	430	453	48.70	51.30
7	10	15	6	14	881	10.04	102	8,772	471	410	53.46	46.54
8	7	15	6	18	881	10.04	103	8,772	571	310	64.81	35.19

MO	DY	YR	DAY OF WK	HR	HR VOL	PERCENT OF AADT	HOUR NUMBER	AADT	NORTH VOLUME	SOUTH VOLUME	PERCENT NORTH IS OF TOTAL VOLUME	PERCENT SOUTH IS OF TOTAL VOLUME
5	23	15	7	14	878	10.01	104	8,772	533	345	60.71	39.29
10	23	15	6	16	877	10.00	105	8,772	457	420	52.11	47.89
5	8	15	6	16	875	9.97	106	8,772	446	429	50.97	49.03
7	23	15	5	17	875	9.97	107	8,772	511	364	58.40	41.60
6	21	15	1	13	872	9.94	108	8,772	415	457	47.59	52.41
7	2	15	5	18	872	9.94	109	8,772	606	266	69.50	30.50
6	20	15	7	14	871	9.93	110	8,772	504	367	57.86	42.14
5	1	15	6	18	870	9.92	111	8,772	549	321	63.10	36.90
7	24	15	6	12	869	9.91	112	8,772	407	462	46.84	53.16
9	4	15	6	14	869	9.91	113	8,772	448	421	51.55	48.45
7	17	15	6	14	868	9.90	114	8,772	450	418	51.84	48.16
8	14	15	6	14	868	9.90	115	8,772	480	388	55.30	44.70
8	21	15	6	17	868	9.90	116	8,772	481	387	55.41	44.59
7	24	15	6	15	866	9.87	117	8,772	495	371	57.16	42.84
7	10	15	6	19	865	9.86	118	8,772	613	252	70.87	29.13
8	14	15	6	16	865	9.86	119	8,772	512	353	59.19	40.81
6	19	15	6	15	864	9.85	120	8,772	479	385	55.44	44.56
7	9	15	5	17	864	9.85	121	8,772	492	372	56.94	43.06
7	19	15	1	13	863	9.84	122	8,772	392	471	45.42	54.58
11	13	15	6	17	863	9.84	123	8,772	508	355	58.86	41.14
10	9	15	6	16	861	9.82	124	8,772	468	393	54.36	45.64
11	20	15	6	17	860	9.80	125	8,772	461	399	53.60	46.40
5	15	15	6	16	859	9.79	126	8,772	407	452	47.38	52.62
8	8	15	7	11	859	9.79	127	8,772	423	436	49.24	50.76
8	20	15	5	16	859	9.79	128	8,772	468	391	54.48	45.52
11	6	15	6	17	858	9.78	129	8,772	481	377	56.06	43.94
5	29	15	6	16	856	9.76	130	8,772	424	432	49.53	50.47
6	12	15	6	18	856	9.76	131	8,772	547	309	63.90	36.10
8	1	15	7	14	856	9.76	132	8,772	487	369	56.89	43.11
5	25	15	2	15	855	9.75	133	8,772	291	564	34.04	65.96
7	17	15	6	15	855	9.75	134	8,772	488	367	57.08	42.92
7	24	15	6	14	855	9.75	135	8,772	460	395	53.80	46.20
8	8	15	7	12	854	9.74	136	8,772	446	408	52.22	47.78
5	22	15	6	14	853	9.72	137	8,772	474	379	55.57	44.43
9	4	15	6	15	853	9.72	138	8,772	479	374	56.15	43.85
4	3	15	6	17	852	9.71	139	8,772	495	357	58.10	41.90
4	24	15	6	18	852	9.71	140	8,772	530	322	62.21	37.79
8	8	15	7	14	852	9.71	141	8,772	464	388	54.46	45.54
10	15	15	5	17	851	9.70	142	8,772	472	379	55.46	44.54
11	20	15	6	16	851	9.70	143	8,772	452	399	53.11	46.89
5	29	15	6	18	850	9.69	144	8,772	508	342	59.76	40.24
6	19	15	6	13	850	9.69	145	8,772	423	427	49.76	50.24
6	26	15	6	16	850	9.69	146	8,772	494	356	58.12	41.88
10	23	15	6	18	849	9.68	147	8,772	492	357	57.95	42.05
6	7	15	1	14	848	9.67	148	8,772	402	446	47.41	52.59

MO	DY	YR	DAY OF WK	HR	HR VOL	PERCENT OF AADT	HOUR NUMBER	AADT	NORTH VOLUME	SOUTH VOLUME	PERCENT NORTH IS OF TOTAL VOLUME	PERCENT SOUTH IS OF TOTAL VOLUME
7	12	15	1	14	848	9.67	149	8,772	389	459	45.87	54.13
8	28	15	6	18	848	9.67	150	8,772	507	341	59.79	40.21
7	30	15	5	18	847	9.66	151	8,772	534	313	63.05	36.95
10	1	15	5	17	847	9.66	152	8,772	451	396	53.25	46.75
8	1	15	7	11	846	9.64	153	8,772	423	423	50.00	50.00
9	19	15	7	13	846	9.64	154	8,772	392	454	46.34	53.66
7	12	15	1	15	844	9.62	155	8,772	362	482	42.89	57.11
3	20	15	6	17	843	9.61	156	8,772	478	365	56.70	43.30
5	22	15	6	19	843	9.61	157	8,772	610	233	72.36	27.64
5	23	15	7	15	842	9.60	158	8,772	513	329	60.93	39.07
7	2	15	5	13	842	9.60	159	8,772	415	427	49.29	50.71
7	11	15	7	15	842	9.60	160	8,772	474	368	56.29	43.71
8	16	15	1	13	842	9.60	161	8,772	422	420	50.12	49.88
10	1	15	5	16	842	9.60	162	8,772	495	347	58.79	41.21
5	8	15	6	18	841	9.59	163	8,772	518	323	61.59	38.41
8	19	15	4	17	841	9.59	164	8,772	502	339	59.69	40.31
9	18	15	6	16	841	9.59	165	8,772	467	374	55.53	44.47
7	3	15	6	18	840	9.58	166	8,772	559	281	66.55	33.45
7	19	15	1	12	840	9.58	167	8,772	381	459	45.36	54.64
3	6	15	6	17	839	9.56	168	8,772	465	374	55.42	44.58
7	11	15	7	16	839	9.56	169	8,772	411	428	48.99	51.01
7	15	15	4	16	839	9.56	170	8,772	455	384	54.23	45.77
7	19	15	1	15	839	9.56	171	8,772	375	464	44.70	55.30
7	2	15	5	19	838	9.55	172	8,772	589	249	70.29	29.71
9	4	15	6	16	837	9.54	173	8,772	493	344	58.90	41.10
7	1	15	4	17	836	9.53	174	8,772	447	389	53.47	46.53
7	12	15	1	13	836	9.53	175	8,772	423	413	50.60	49.40
10	16	15	6	15	836	9.53	176	8,772	459	377	54.90	45.10
4	3	15	6	16	835	9.52	177	8,772	451	384	54.01	45.99
6	13	15	7	17	835	9.52	178	8,772	475	360	56.89	43.11
8	15	15	7	14	834	9.51	179	8,772	457	377	54.80	45.20
9	18	15	6	18	834	9.51	180	8,772	544	290	65.23	34.77
8	20	15	5	17	833	9.50	181	8,772	448	385	53.78	46.22
7	30	15	5	17	832	9.48	182	8,772	481	351	57.81	42.19
8	15	15	7	13	832	9.48	183	8,772	423	409	50.84	49.16
4	24	15	6	16	831	9.47	184	8,772	432	399	51.99	48.01
6	26	15	6	15	830	9.46	185	8,772	479	351	57.71	42.29
7	12	15	1	12	830	9.46	186	8,772	395	435	47.59	52.41
7	25	15	7	14	830	9.46	187	8,772	451	379	54.34	45.66
6	20	15	7	13	829	9.45	188	8,772	478	351	57.66	42.34
8	7	15	6	13	829	9.45	189	8,772	435	394	52.47	47.53
8	28	15	6	15	829	9.45	190	8,772	443	386	53.44	46.56
7	18	15	7	14	828	9.44	191	8,772	472	356	57.00	43.00
8	7	15	6	12	828	9.44	192	8,772	383	445	46.26	53.74
6	25	15	5	17	827	9.43	193	8,772	463	364	55.99	44.01

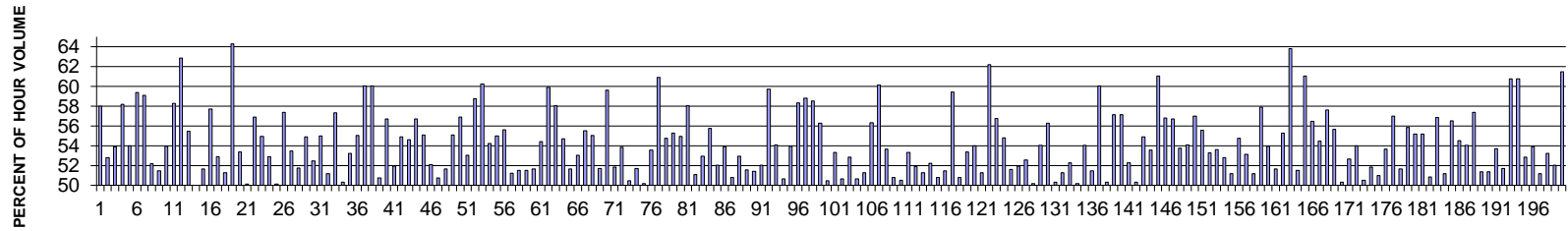
MO	DY	YR	DAY OF WK	HR	HR VOL	PERCENT OF AADT	HOUR NUMBER	AADT	NORTH VOLUME	SOUTH VOLUME	PERCENT NORTH IS OF TOTAL VOLUME	PERCENT SOUTH IS OF TOTAL VOLUME
6	26	15	6	14	827	9.43	194	8,772	455	372	55.02	44.98
8	16	15	1	15	826	9.42	195	8,772	363	463	43.95	56.05
6	5	15	6	15	825	9.40	196	8,772	458	367	55.52	44.48
12	4	15	6	17	825	9.40	197	8,772	461	364	55.88	44.12
7	8	15	4	17	824	9.39	198	8,772	476	348	57.77	42.23
7	16	15	5	17	824	9.39	199	8,772	457	367	55.46	44.54
7	24	15	6	13	824	9.39	200	8,772	394	430	47.82	52.18

**SR 002 MP 250.50 DAVENPORT ADC SITE R064
K FOR PEAK 200 HOURS OF 2015**



AADT= 2917 K 30 FACTOR= 11.83 K 100 FACTOR= 10.87 K 200 FACTOR= 10.15 D 30 FACTOR= 52.46

**SR 002 MP 250.50 DAVENPORT ADC SITE R064
D % IN THE PEAK 200 HOURS OF 2015**



MO	DY	YR	DAY OF WK	HR	HR VOL	PERCENT OF AADT	HOUR NUMBER	AADT	EAST VOLUME	WEST VOLUME	PERCENT EAST IS OF TOTAL VOLUME	PERCENT WEST IS OF TOTAL VOLUME	
	5	22	15	6	17	407	13.95	1	2,917	171	236	42.01	57.99
	8	14	15	6	16	392	13.44	2	2,917	185	207	47.19	52.81
	7	17	15	6	16	386	13.23	3	2,917	178	208	46.11	53.89
	5	22	15	6	16	378	12.96	4	2,917	158	220	41.80	58.20
	7	17	15	6	15	378	12.96	5	2,917	174	204	46.03	53.97
	6	19	15	6	16	374	12.82	6	2,917	152	222	40.64	59.36
	7	5	15	1	13	374	12.82	7	2,917	221	153	59.09	40.91
	7	31	15	6	15	372	12.75	8	2,917	178	194	47.85	52.15
	10	16	15	6	15	371	12.72	9	2,917	191	180	51.48	48.52
	5	15	15	6	17	369	12.65	10	2,917	170	199	46.07	53.93
	5	22	15	6	18	369	12.65	11	2,917	154	215	41.73	58.27
	5	8	15	6	17	366	12.55	12	2,917	136	230	37.16	62.84
	7	19	15	1	14	366	12.55	13	2,917	203	163	55.46	44.54

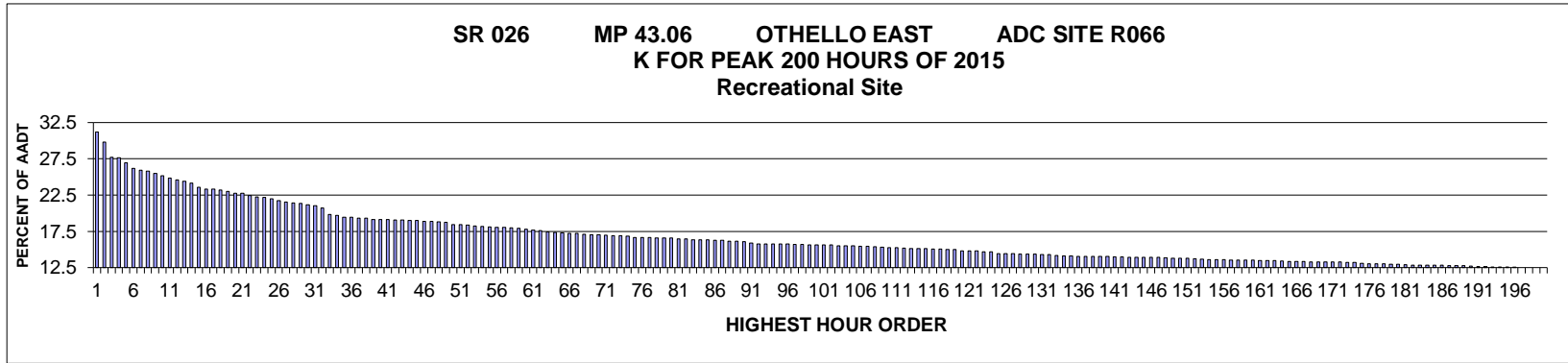
MO	DY	YR	DAY OF WK	HR	HR VOL	PERCENT OF AADT	HOUR NUMBER	AADT	EAST VOLUME	WEST VOLUME	PERCENT EAST IS OF TOTAL VOLUME	PERCENT WEST IS OF TOTAL VOLUME
7	31	15	6	13	366	12.55	14	2,917	183	183	50.00	50.00
8	14	15	6	17	366	12.55	15	2,917	177	189	48.36	51.64
5	22	15	6	14	364	12.48	16	2,917	154	210	42.31	57.69
7	17	15	6	17	363	12.44	17	2,917	171	192	47.11	52.89
6	5	15	6	18	361	12.38	18	2,917	185	176	51.25	48.75
8	16	15	1	15	361	12.38	19	2,917	232	129	64.27	35.73
7	2	15	5	16	356	12.20	20	2,917	166	190	46.63	53.37
7	26	15	1	15	355	12.17	21	2,917	178	177	50.14	49.86
10	9	15	6	17	355	12.17	22	2,917	153	202	43.10	56.90
8	7	15	6	17	353	12.10	23	2,917	159	194	45.04	54.96
7	24	15	6	17	348	11.93	24	2,917	164	184	47.13	52.87
6	26	15	6	17	347	11.90	25	2,917	174	173	50.14	49.86
8	16	15	1	13	347	11.90	26	2,917	199	148	57.35	42.65
5	22	15	6	15	346	11.86	27	2,917	161	185	46.53	53.47
7	30	15	5	15	346	11.86	28	2,917	167	179	48.27	51.73
7	31	15	6	12	346	11.86	29	2,917	190	156	54.91	45.09
8	14	15	6	15	345	11.83	30	2,917	164	181	47.54	52.46
6	12	15	6	18	342	11.72	31	2,917	188	154	54.97	45.03
7	3	15	6	14	342	11.72	32	2,917	175	167	51.17	48.83
7	17	15	6	14	342	11.72	33	2,917	146	196	42.69	57.31
7	31	15	6	16	342	11.72	34	2,917	172	170	50.29	49.71
9	4	15	6	18	342	11.72	35	2,917	160	182	46.78	53.22
7	31	15	6	17	338	11.59	36	2,917	152	186	44.97	55.03
9	4	15	6	17	338	11.59	37	2,917	135	203	39.94	60.06
10	16	15	6	17	338	11.59	38	2,917	135	203	39.94	60.06
6	26	15	6	15	337	11.55	39	2,917	171	166	50.74	49.26
7	3	15	6	12	337	11.55	40	2,917	146	191	43.32	56.68
7	31	15	6	14	337	11.55	41	2,917	162	175	48.07	51.93
8	14	15	6	14	337	11.55	42	2,917	152	185	45.10	54.90
8	16	15	1	12	337	11.55	43	2,917	153	184	45.40	54.60
10	23	15	6	17	337	11.55	44	2,917	146	191	43.32	56.68
6	19	15	6	12	336	11.52	45	2,917	151	185	44.94	55.06
10	16	15	6	14	336	11.52	46	2,917	175	161	52.08	47.92
7	26	15	1	14	335	11.48	47	2,917	170	165	50.75	49.25
9	11	15	6	16	335	11.48	48	2,917	173	162	51.64	48.36
7	2	15	5	17	334	11.45	49	2,917	150	184	44.91	55.09
8	15	15	7	12	334	11.45	50	2,917	144	190	43.11	56.89
5	29	15	6	16	332	11.38	51	2,917	176	156	53.01	46.99
6	26	15	6	16	332	11.38	52	2,917	195	137	58.73	41.27
7	5	15	1	12	332	11.38	53	2,917	200	132	60.24	39.76
7	19	15	1	15	332	11.38	54	2,917	180	152	54.22	45.78
6	26	15	6	14	331	11.35	55	2,917	182	149	54.98	45.02
7	17	15	6	18	331	11.35	56	2,917	147	184	44.41	55.59
7	23	15	5	15	330	11.31	57	2,917	161	169	48.79	51.21
8	1	15	7	12	330	11.31	58	2,917	170	160	51.52	48.48

MO	DY	YR	DAY OF WK	HR	HR VOL	PERCENT OF AADT	HOUR NUMBER	AADT	EAST VOLUME	WEST VOLUME	PERCENT EAST IS OF TOTAL VOLUME	PERCENT WEST IS OF TOTAL VOLUME
8	13	15	5	14	330	11.31	59	2,917	170	160	51.52	48.48
6	19	15	6	14	329	11.28	60	2,917	170	159	51.67	48.33
7	12	15	1	14	329	11.28	61	2,917	179	150	54.41	45.59
7	19	15	1	16	329	11.28	62	2,917	197	132	59.88	40.12
8	14	15	6	18	329	11.28	63	2,917	138	191	41.95	58.05
10	9	15	6	18	329	11.28	64	2,917	149	180	45.29	54.71
10	16	15	6	16	329	11.28	65	2,917	170	159	51.67	48.33
6	12	15	6	17	328	11.24	66	2,917	154	174	46.95	53.05
7	2	15	5	13	328	11.24	67	2,917	146	182	44.51	55.49
5	8	15	6	18	327	11.21	68	2,917	147	180	44.95	55.05
7	17	15	6	12	327	11.21	69	2,917	169	158	51.68	48.32
8	16	15	1	16	327	11.21	70	2,917	195	132	59.63	40.37
9	11	15	6	18	326	11.18	71	2,917	157	169	48.16	51.84
6	5	15	6	17	325	11.14	72	2,917	150	175	46.15	53.85
6	12	15	6	14	325	11.14	73	2,917	164	161	50.46	49.54
6	20	15	7	12	325	11.14	74	2,917	168	157	51.69	48.31
7	23	15	5	13	325	11.14	75	2,917	162	163	49.85	50.15
8	8	15	7	11	325	11.14	76	2,917	174	151	53.54	46.46
8	14	15	6	13	325	11.14	77	2,917	127	198	39.08	60.92
10	23	15	6	16	325	11.14	78	2,917	147	178	45.23	54.77
7	16	15	5	15	324	11.11	79	2,917	179	145	55.25	44.75
7	18	15	7	12	324	11.11	80	2,917	146	178	45.06	54.94
9	5	15	7	12	324	11.11	81	2,917	188	136	58.02	41.98
7	2	15	5	14	323	11.07	82	2,917	158	165	48.92	51.08
7	3	15	6	15	323	11.07	83	2,917	152	171	47.06	52.94
7	10	15	6	16	323	11.07	84	2,917	143	180	44.27	55.73
7	10	15	6	17	323	11.07	85	2,917	155	168	47.99	52.01
8	7	15	6	13	323	11.07	86	2,917	174	149	53.87	46.13
8	14	15	6	12	323	11.07	87	2,917	159	164	49.23	50.77
10	16	15	6	18	323	11.07	88	2,917	152	171	47.06	52.94
5	29	15	6	18	322	11.04	89	2,917	166	156	51.55	48.45
8	6	15	5	17	321	11.00	90	2,917	165	156	51.40	48.60
8	10	15	2	12	321	11.00	91	2,917	167	154	52.02	47.98
5	23	15	7	12	320	10.97	92	2,917	129	191	40.31	59.69
7	20	15	2	12	320	10.97	93	2,917	173	147	54.06	45.94
9	18	15	6	17	320	10.97	94	2,917	158	162	49.38	50.63
7	31	15	6	18	319	10.94	95	2,917	147	172	46.08	53.92
8	2	15	1	13	319	10.94	96	2,917	186	133	58.31	41.69
5	23	15	7	11	318	10.90	97	2,917	131	187	41.19	58.81
6	28	15	1	14	318	10.90	98	2,917	132	186	41.51	58.49
7	5	15	1	14	318	10.90	99	2,917	179	139	56.29	43.71
6	18	15	5	12	317	10.87	100	2,917	160	157	50.47	49.53
10	2	15	6	15	317	10.87	101	2,917	148	169	46.69	53.31
3	13	15	6	18	316	10.83	102	2,917	160	156	50.63	49.37
6	19	15	6	11	316	10.83	103	2,917	167	149	52.85	47.15

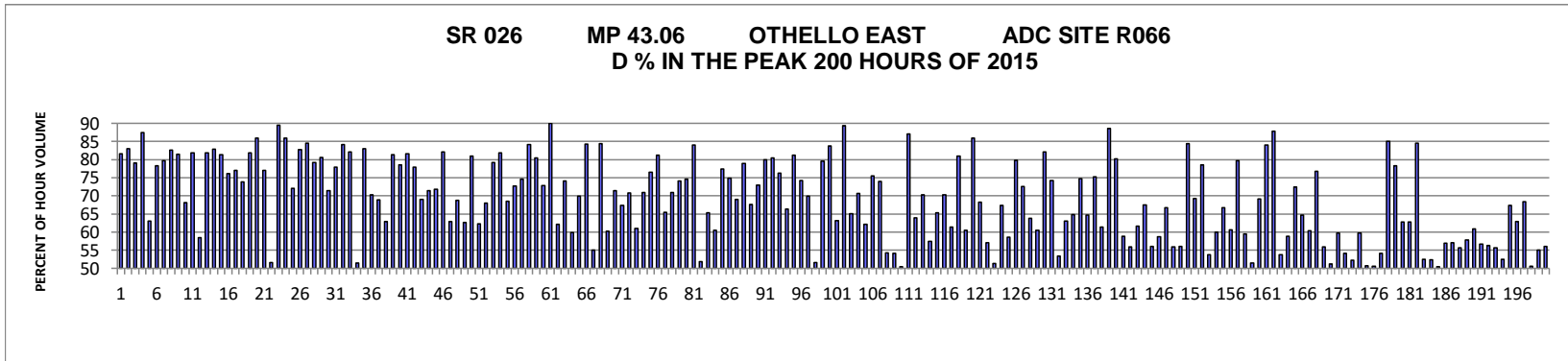
MO	DY	YR	DAY OF WK	HR	HR VOL	PERCENT OF AADT	HOUR NUMBER	AADT	EAST VOLUME	WEST VOLUME	PERCENT EAST IS OF TOTAL VOLUME	PERCENT WEST IS OF TOTAL VOLUME
7	24	15	6	12	316	10.83	104	2,917	160	156	50.63	49.37
8	16	15	1	14	316	10.83	105	2,917	162	154	51.27	48.73
9	4	15	6	16	316	10.83	106	2,917	138	178	43.67	56.33
10	3	15	7	12	316	10.83	107	2,917	190	126	60.13	39.87
5	8	15	6	16	315	10.80	108	2,917	146	169	46.35	53.65
6	12	15	6	16	315	10.80	109	2,917	155	160	49.21	50.79
6	19	15	6	13	315	10.80	110	2,917	156	159	49.52	50.48
8	21	15	6	16	315	10.80	111	2,917	168	147	53.33	46.67
6	18	15	5	14	314	10.76	112	2,917	163	151	51.91	48.09
7	12	15	1	15	314	10.76	113	2,917	161	153	51.27	48.73
8	9	15	1	14	314	10.76	114	2,917	150	164	47.77	52.23
7	9	15	5	14	313	10.73	115	2,917	154	159	49.20	50.80
7	10	15	6	13	313	10.73	116	2,917	161	152	51.44	48.56
7	24	15	6	15	313	10.73	117	2,917	127	186	40.58	59.42
7	26	15	1	13	313	10.73	118	2,917	159	154	50.80	49.20
7	30	15	5	17	313	10.73	119	2,917	167	146	53.35	46.65
8	9	15	1	15	313	10.73	120	2,917	169	144	53.99	46.01
5	17	15	1	17	312	10.70	121	2,917	160	152	51.28	48.72
7	5	15	1	15	312	10.70	122	2,917	194	118	62.18	37.82
7	17	15	6	19	312	10.70	123	2,917	135	177	43.27	56.73
7	24	15	6	13	312	10.70	124	2,917	171	141	54.81	45.19
7	30	15	5	13	312	10.70	125	2,917	161	151	51.60	48.40
8	1	15	7	13	312	10.70	126	2,917	162	150	51.92	48.08
10	23	15	6	18	312	10.70	127	2,917	164	148	52.56	47.44
7	2	15	5	12	311	10.66	128	2,917	155	156	49.84	50.16
7	23	15	5	14	311	10.66	129	2,917	168	143	54.02	45.98
7	26	15	1	16	311	10.66	130	2,917	175	136	56.27	43.73
7	19	15	1	12	310	10.63	131	2,917	154	156	49.68	50.32
8	7	15	6	16	310	10.63	132	2,917	151	159	48.71	51.29
8	7	15	6	18	310	10.63	133	2,917	148	162	47.74	52.26
6	5	15	6	14	309	10.59	134	2,917	154	155	49.84	50.16
8	9	15	1	13	309	10.59	135	2,917	167	142	54.05	45.95
10	2	15	6	18	309	10.59	136	2,917	159	150	51.46	48.54
5	22	15	6	19	308	10.56	137	2,917	123	185	39.94	60.06
5	29	15	6	17	308	10.56	138	2,917	153	155	49.68	50.32
6	21	15	1	14	308	10.56	139	2,917	176	132	57.14	42.86
7	12	15	1	16	308	10.56	140	2,917	176	132	57.14	42.86
7	23	15	5	17	308	10.56	141	2,917	161	147	52.27	47.73
7	24	15	6	18	308	10.56	142	2,917	155	153	50.32	49.68
8	17	15	2	12	308	10.56	143	2,917	169	139	54.87	45.13
9	4	15	6	14	308	10.56	144	2,917	143	165	46.43	53.57
9	4	15	6	15	308	10.56	145	2,917	120	188	38.96	61.04
9	20	15	1	14	308	10.56	146	2,917	175	133	56.82	43.18
6	14	15	1	15	307	10.52	147	2,917	174	133	56.68	43.32
6	19	15	6	17	307	10.52	148	2,917	142	165	46.25	53.75

MO	DY	YR	DAY OF WK	HR	HR VOL	PERCENT OF AADT	HOUR NUMBER	AADT	EAST VOLUME	WEST VOLUME	PERCENT EAST IS OF TOTAL VOLUME	PERCENT WEST IS OF TOTAL VOLUME
8	1	15	7	11	307	10.52	149	2,917	141	166	45.93	54.07
8	7	15	6	12	307	10.52	150	2,917	132	175	43.00	57.00
5	17	15	1	15	306	10.49	151	2,917	170	136	55.56	44.44
6	19	15	6	15	306	10.49	152	2,917	163	143	53.27	46.73
7	17	15	6	13	306	10.49	153	2,917	142	164	46.41	53.59
6	5	15	6	16	305	10.46	154	2,917	161	144	52.79	47.21
7	16	15	5	16	305	10.46	155	2,917	156	149	51.15	48.85
8	6	15	5	16	305	10.46	156	2,917	167	138	54.75	45.25
8	13	15	5	12	305	10.46	157	2,917	162	143	53.11	46.89
8	15	15	7	11	305	10.46	158	2,917	156	149	51.15	48.85
5	22	15	6	12	304	10.42	159	2,917	128	176	42.11	57.89
6	21	15	1	15	304	10.42	160	2,917	164	140	53.95	46.05
7	30	15	5	12	304	10.42	161	2,917	147	157	48.36	51.64
8	21	15	6	14	304	10.42	162	2,917	168	136	55.26	44.74
9	7	15	2	15	304	10.42	163	2,917	194	110	63.82	36.18
3	13	15	6	16	303	10.39	164	2,917	156	147	51.49	48.51
6	21	15	1	16	303	10.39	165	2,917	185	118	61.06	38.94
7	19	15	1	17	303	10.39	166	2,917	171	132	56.44	43.56
10	9	15	6	16	303	10.39	167	2,917	138	165	45.54	54.46
7	3	15	6	11	302	10.35	168	2,917	128	174	42.38	57.62
7	10	15	6	15	302	10.35	169	2,917	168	134	55.63	44.37
8	3	15	2	13	302	10.35	170	2,917	152	150	50.33	49.67
9	18	15	6	18	302	10.35	171	2,917	143	159	47.35	52.65
10	2	15	6	16	302	10.35	172	2,917	163	139	53.97	46.03
6	12	15	6	15	301	10.32	173	2,917	152	149	50.50	49.50
8	8	15	7	12	301	10.32	174	2,917	145	156	48.17	51.83
6	5	15	6	15	300	10.28	175	2,917	147	153	49.00	51.00
6	14	15	1	16	300	10.28	176	2,917	161	139	53.67	46.33
7	30	15	5	14	300	10.28	177	2,917	171	129	57.00	43.00
9	18	15	6	15	300	10.28	178	2,917	155	145	51.67	48.33
2	27	15	6	17	299	10.25	179	2,917	167	132	55.85	44.15
7	16	15	5	14	299	10.25	180	2,917	165	134	55.18	44.82
7	24	15	6	16	299	10.25	181	2,917	134	165	44.82	55.18
7	25	15	7	15	299	10.25	182	2,917	152	147	50.84	49.16
7	26	15	1	17	299	10.25	183	2,917	170	129	56.86	43.14
8	21	15	6	13	299	10.25	184	2,917	153	146	51.17	48.83
9	11	15	6	15	299	10.25	185	2,917	130	169	43.48	56.52
10	15	15	5	16	299	10.25	186	2,917	163	136	54.52	45.48
5	23	15	7	13	298	10.22	187	2,917	137	161	45.97	54.03
7	3	15	6	13	298	10.22	188	2,917	127	171	42.62	57.38
7	19	15	1	13	298	10.22	189	2,917	153	145	51.34	48.66
7	23	15	5	12	298	10.22	190	2,917	153	145	51.34	48.66
7	27	15	2	13	298	10.22	191	2,917	160	138	53.69	46.31
8	17	15	2	17	298	10.22	192	2,917	154	144	51.68	48.32
9	7	15	2	14	298	10.22	193	2,917	181	117	60.74	39.26

MO	DY	YR	DAY OF WK	HR	HR VOL	PERCENT OF AADT	HOUR NUMBER	AADT	EAST VOLUME	WEST VOLUME	PERCENT EAST IS OF TOTAL VOLUME	PERCENT WEST IS OF TOTAL VOLUME
9	19	15	7	11	298	10.22	194	2,917	181	117	60.74	39.26
7	16	15	5	17	297	10.18	195	2,917	140	157	47.14	52.86
7	18	15	7	13	297	10.18	196	2,917	160	137	53.87	46.13
8	10	15	2	11	297	10.18	197	2,917	145	152	48.82	51.18
10	9	15	6	14	297	10.18	198	2,917	139	158	46.80	53.20
5	21	15	5	18	296	10.15	199	2,917	154	142	52.03	47.97
5	22	15	6	13	296	10.15	200	2,917	114	182	38.51	61.49



AADT= 2874 K 30 FACTOR= 21.22 K 100 FACTOR= 15.69 K 200 FACTOR= 12.53 D 100 FACTOR= 83.81



MO	DY	YR	DAY OF WK	HR	HR VOL	PERCENT OF AADT	HOUR NUMBER	AADT	EAST VOLUME	WEST VOLUME	PERCENT EAST IS OF TOTAL VOLUME	PERCENT WEST IS OF TOTAL VOLUME
11	29	15	1	15	898	31.25	1	2,874	733	165	81.63	18.37
11	29	15	1	16	858	29.85	2	2,874	712	146	82.98	17.02
11	29	15	1	14	798	27.77	3	2,874	631	167	79.07	20.93
11	8	15	1	14	795	27.66	4	2,874	100	695	12.58	87.42
5	8	15	6	15	775	26.97	5	2,874	489	286	63.10	36.90
11	6	15	6	15	754	26.24	6	2,874	590	164	78.25	21.75
4	10	15	6	14	747	25.99	7	2,874	595	152	79.65	20.35
11	6	15	6	14	742	25.82	8	2,874	613	129	82.61	17.39
4	12	15	1	15	734	25.54	9	2,874	136	598	18.53	81.47
5	8	15	6	14	724	25.19	10	2,874	493	231	68.09	31.91
3	22	15	1	16	715	24.88	11	2,874	585	130	81.82	18.18
5	8	15	6	16	707	24.60	12	2,874	413	294	58.42	41.58
11	8	15	1	15	702	24.43	13	2,874	127	575	18.09	81.91

MO	DY	YR	DAY OF WK	HR	HR VOL	PERCENT OF AADT	HOUR NUMBER	AADT	EAST VOLUME	WEST VOLUME	PERCENT EAST IS OF TOTAL VOLUME	PERCENT WEST IS OF TOTAL VOLUME
11	29	15	1	17	695	24.18	14	2,874	576	119	82.88	17.12
4	12	15	1	14	679	23.63	15	2,874	127	552	18.70	81.30
4	10	15	6	15	672	23.38	16	2,874	512	160	76.19	23.81
4	10	15	6	13	671	23.35	17	2,874	517	154	77.05	22.95
11	6	15	6	16	668	23.24	18	2,874	493	175	73.80	26.20
3	22	15	1	15	662	23.03	19	2,874	542	120	81.87	18.13
4	12	15	1	13	655	22.79	20	2,874	92	563	14.05	85.95
4	12	15	1	16	654	22.76	21	2,874	150	504	22.94	77.06
5	8	15	6	17	646	22.48	22	2,874	333	313	51.55	48.45
11	8	15	1	12	640	22.27	23	2,874	67	573	10.47	89.53
11	8	15	1	13	638	22.20	24	2,874	90	548	14.11	85.89
11	29	15	1	13	633	22.03	25	2,874	456	177	72.04	27.96
5	10	15	1	15	626	21.78	26	2,874	108	518	17.25	82.75
3	22	15	1	17	620	21.57	27	2,874	524	96	84.52	15.48
11	6	15	6	13	616	21.43	28	2,874	488	128	79.22	20.78
3	13	15	6	17	615	21.40	29	2,874	119	496	19.35	80.65
11	20	15	6	16	610	21.22	30	2,874	174	436	28.52	71.48
11	8	15	1	16	606	21.09	31	2,874	134	472	22.11	77.89
5	10	15	1	13	597	20.77	32	2,874	95	502	15.91	84.09
3	13	15	6	16	571	19.87	33	2,874	102	469	17.86	82.14
5	8	15	6	18	568	19.76	34	2,874	292	276	51.41	48.59
11	1	15	1	13	559	19.45	35	2,874	95	464	16.99	83.01
11	20	15	6	17	559	19.45	36	2,874	166	393	29.70	70.30
4	10	15	6	16	557	19.38	37	2,874	384	173	68.94	31.06
10	16	15	6	17	556	19.35	38	2,874	350	206	62.95	37.05
3	13	15	6	15	551	19.17	39	2,874	103	448	18.69	81.31
5	10	15	1	16	551	19.17	40	2,874	118	433	21.42	78.58
3	13	15	6	18	550	19.14	41	2,874	101	449	18.36	81.64
3	22	15	1	14	549	19.10	42	2,874	428	121	77.96	22.04
11	6	15	6	17	548	19.07	43	2,874	378	170	68.98	31.02
10	30	15	6	17	546	19.00	44	2,874	390	156	71.43	28.57
11	20	15	6	15	546	19.00	45	2,874	154	392	28.21	71.79
3	22	15	1	18	544	18.93	46	2,874	447	97	82.17	17.83
5	8	15	6	13	544	18.93	47	2,874	342	202	62.87	37.13
10	30	15	6	16	542	18.86	48	2,874	373	169	68.82	31.18
9	4	15	6	18	539	18.75	49	2,874	201	338	37.29	62.71
5	10	15	1	14	531	18.48	50	2,874	101	430	19.02	80.98
10	16	15	6	18	530	18.44	51	2,874	330	200	62.26	37.74
11	20	15	6	14	529	18.41	52	2,874	169	360	31.95	68.05
10	18	15	1	13	525	18.27	53	2,874	109	416	20.76	79.24
11	29	15	1	18	524	18.23	54	2,874	429	95	81.87	18.13
10	30	15	6	15	521	18.13	55	2,874	357	164	68.52	31.48
4	12	15	1	17	520	18.09	56	2,874	142	378	27.31	72.69
8	15	15	7	11	520	18.09	57	2,874	388	132	74.62	25.38
12	19	15	7	12	518	18.02	58	2,874	82	436	15.83	84.17

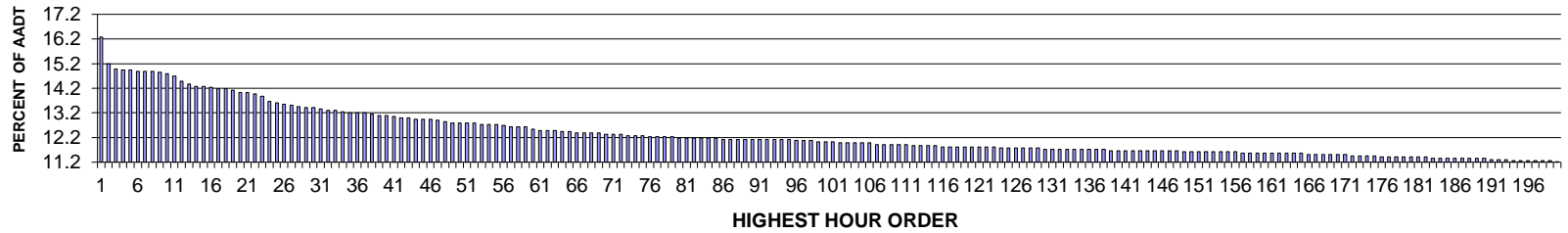
MO	DY	YR	DAY OF WK	HR	HR VOL	PERCENT OF AADT	HOUR NUMBER	AADT	EAST VOLUME	WEST VOLUME	PERCENT EAST IS OF TOTAL VOLUME	PERCENT WEST IS OF TOTAL VOLUME
11	1	15	1	14	516	17.95	59	2,874	101	415	19.57	80.43
4	10	15	6	12	512	17.81	60	2,874	373	139	72.85	27.15
11	22	15	1	13	509	17.71	61	2,874	51	458	10.02	89.98
4	10	15	6	17	507	17.64	62	2,874	315	192	62.13	37.87
11	20	15	6	18	502	17.47	63	2,874	130	372	25.90	74.10
8	16	15	1	16	499	17.36	64	2,874	200	299	40.08	59.92
8	15	15	7	13	498	17.33	65	2,874	348	150	69.88	30.12
5	9	15	7	16	496	17.26	66	2,874	78	418	15.73	84.27
9	4	15	6	16	496	17.26	67	2,874	223	273	44.96	55.04
12	19	15	7	13	493	17.15	68	2,874	77	416	15.62	84.38
5	8	15	6	12	490	17.05	69	2,874	295	195	60.20	39.80
11	29	15	1	12	490	17.05	70	2,874	350	140	71.43	28.57
9	4	15	6	19	488	16.98	71	2,874	159	329	32.58	67.42
9	20	15	1	14	487	16.95	72	2,874	142	345	29.16	70.84
10	16	15	6	16	487	16.95	73	2,874	297	190	60.99	39.01
10	30	15	6	18	484	16.84	74	2,874	343	141	70.87	29.13
3	13	15	6	14	480	16.70	75	2,874	113	367	23.54	76.46
5	9	15	7	15	480	16.70	76	2,874	90	390	18.75	81.25
9	4	15	6	17	480	16.70	77	2,874	166	314	34.58	65.42
10	18	15	1	15	478	16.63	78	2,874	139	339	29.08	70.92
10	30	15	6	19	478	16.63	79	2,874	354	124	74.06	25.94
8	15	15	7	12	477	16.60	80	2,874	356	121	74.63	25.37
5	9	15	7	17	474	16.49	81	2,874	76	398	16.03	83.97
8	16	15	1	13	473	16.46	82	2,874	228	245	48.20	51.80
10	16	15	6	15	471	16.39	83	2,874	308	163	65.39	34.61
10	16	15	6	19	471	16.39	84	2,874	285	186	60.51	39.49
9	20	15	1	13	470	16.35	85	2,874	106	364	22.55	77.45
10	18	15	1	14	469	16.32	86	2,874	118	351	25.16	74.84
8	15	15	7	14	468	16.28	87	2,874	323	145	69.02	30.98
9	20	15	1	12	465	16.18	88	2,874	98	367	21.08	78.92
2	13	15	6	17	464	16.14	89	2,874	150	314	32.33	67.67
11	1	15	1	15	463	16.11	90	2,874	125	338	27.00	73.00
8	15	15	7	10	458	15.94	91	2,874	366	92	79.91	20.09
1	11	15	1	14	454	15.80	92	2,874	365	89	80.40	19.60
1	11	15	1	15	454	15.80	93	2,874	346	108	76.21	23.79
9	20	15	1	15	454	15.80	94	2,874	153	301	33.70	66.30
10	18	15	1	12	454	15.80	95	2,874	85	369	18.72	81.28
11	1	15	1	16	454	15.80	96	2,874	117	337	25.77	74.23
2	13	15	6	15	452	15.73	97	2,874	136	316	30.09	69.91
8	16	15	1	14	452	15.73	98	2,874	219	233	48.45	51.55
4	12	15	1	12	451	15.69	99	2,874	92	359	20.40	79.60
5	9	15	7	18	451	15.69	100	2,874	73	378	16.19	83.81
2	16	15	2	17	450	15.66	101	2,874	284	166	63.11	36.89
11	22	15	1	12	450	15.66	102	2,874	48	402	10.67	89.33
2	16	15	2	16	446	15.52	103	2,874	290	156	65.02	34.98

MO	DY	YR	DAY OF WK	HR	HR VOL	PERCENT OF AADT	HOUR NUMBER	AADT	EAST VOLUME	WEST VOLUME	PERCENT EAST IS OF TOTAL VOLUME	PERCENT WEST IS OF TOTAL VOLUME
10	16	15	6	14	446	15.52	104	2,874	315	131	70.63	29.37
11	6	15	6	18	446	15.52	105	2,874	277	169	62.11	37.89
3	13	15	6	13	445	15.48	106	2,874	109	336	24.49	75.51
11	6	15	6	12	445	15.48	107	2,874	329	116	73.93	26.07
9	4	15	6	20	442	15.38	108	2,874	202	240	45.70	54.30
8	15	15	7	16	441	15.34	109	2,874	202	239	45.80	54.20
5	8	15	6	19	440	15.31	110	2,874	218	222	49.55	50.45
11	1	15	1	12	440	15.31	111	2,874	57	383	12.95	87.05
8	14	15	6	14	438	15.24	112	2,874	280	158	63.93	36.07
2	13	15	6	18	435	15.14	113	2,874	129	306	29.66	70.34
9	4	15	6	15	435	15.14	114	2,874	185	250	42.53	57.47
10	2	15	6	18	435	15.14	115	2,874	151	284	34.71	65.29
8	14	15	6	15	434	15.10	116	2,874	305	129	70.28	29.72
8	16	15	1	15	433	15.07	117	2,874	167	266	38.57	61.43
5	10	15	1	12	431	15.00	118	2,874	82	349	19.03	80.97
9	7	15	2	16	431	15.00	119	2,874	261	170	60.56	39.44
11	8	15	1	11	427	14.86	120	2,874	60	367	14.05	85.95
5	10	15	1	17	426	14.82	121	2,874	135	291	31.69	68.31
9	7	15	2	15	426	14.82	122	2,874	243	183	57.04	42.96
9	18	15	6	17	423	14.72	123	2,874	217	206	51.30	48.70
11	20	15	6	13	422	14.68	124	2,874	138	284	32.70	67.30
10	23	15	6	18	416	14.47	125	2,874	172	244	41.35	58.65
1	10	15	7	14	415	14.44	126	2,874	331	84	79.76	20.24
11	8	15	1	17	415	14.44	127	2,874	114	301	27.47	72.53
2	16	15	2	15	414	14.41	128	2,874	264	150	63.77	36.23
8	15	15	7	17	413	14.37	129	2,874	163	250	39.47	60.53
11	22	15	1	14	413	14.37	130	2,874	74	339	17.92	82.08
3	22	15	1	13	412	14.34	131	2,874	306	106	74.27	25.73
10	2	15	6	16	412	14.34	132	2,874	192	220	46.60	53.40
8	14	15	6	16	408	14.20	133	2,874	257	151	62.99	37.01
5	9	15	7	11	407	14.16	134	2,874	264	143	64.86	35.14
5	9	15	7	14	407	14.16	135	2,874	103	304	25.31	74.69
9	7	15	2	17	405	14.09	136	2,874	262	143	64.69	35.31
1	11	15	1	16	404	14.06	137	2,874	304	100	75.25	24.75
5	9	15	7	13	404	14.06	138	2,874	156	248	38.61	61.39
12	18	15	6	13	404	14.06	139	2,874	46	358	11.39	88.61
12	19	15	7	14	404	14.06	140	2,874	80	324	19.80	80.20
10	2	15	6	17	403	14.02	141	2,874	166	237	41.19	58.81
9	18	15	6	19	402	13.99	142	2,874	225	177	55.97	44.03
8	14	15	6	13	401	13.95	143	2,874	247	154	61.60	38.40
5	9	15	7	10	400	13.92	144	2,874	270	130	67.50	32.50
9	20	15	1	17	400	13.92	145	2,874	176	224	44.00	56.00
11	21	15	7	13	400	13.92	146	2,874	165	235	41.25	58.75
11	28	15	7	15	400	13.92	147	2,874	267	133	66.75	33.25
9	18	15	6	16	399	13.88	148	2,874	223	176	55.89	44.11

MO	DY	YR	DAY OF WK	HR	HR VOL	PERCENT OF AADT	HOUR NUMBER	AADT	EAST VOLUME	WEST VOLUME	PERCENT EAST IS OF TOTAL VOLUME	PERCENT WEST IS OF TOTAL VOLUME
10	23	15	6	17	398	13.85	149	2,874	175	223	43.97	56.03
12	18	15	6	12	398	13.85	150	2,874	62	336	15.58	84.42
2	13	15	6	16	397	13.81	151	2,874	122	275	30.73	69.27
10	17	15	7	10	396	13.78	152	2,874	311	85	78.54	21.46
8	14	15	6	17	394	13.71	153	2,874	212	182	53.81	46.19
8	15	15	7	15	392	13.64	154	2,874	235	157	59.95	40.05
9	7	15	2	18	391	13.60	155	2,874	261	130	66.75	33.25
9	20	15	1	16	391	13.60	156	2,874	154	237	39.39	60.61
3	22	15	1	19	390	13.57	157	2,874	311	79	79.74	20.26
5	8	15	6	11	390	13.57	158	2,874	232	158	59.49	40.51
9	18	15	6	18	389	13.54	159	2,874	189	200	48.59	51.41
10	16	15	6	20	389	13.54	160	2,874	269	120	69.15	30.85
11	1	15	1	11	388	13.50	161	2,874	62	326	15.98	84.02
11	22	15	1	11	388	13.50	162	2,874	47	341	12.11	87.89
9	7	15	2	14	387	13.47	163	2,874	208	179	53.75	46.25
10	2	15	6	15	386	13.43	164	2,874	159	227	41.19	58.81
6	19	15	6	18	385	13.40	165	2,874	106	279	27.53	72.47
10	18	15	1	16	385	13.40	166	2,874	136	249	35.32	64.68
9	25	15	6	17	384	13.36	167	2,874	152	232	39.58	60.42
3	13	15	6	19	383	13.33	168	2,874	89	294	23.24	76.76
5	8	15	6	20	383	13.33	169	2,874	214	169	55.87	44.13
8	21	15	6	17	383	13.33	170	2,874	196	187	51.17	48.83
9	18	15	6	15	383	13.33	171	2,874	229	154	59.79	40.21
10	9	15	6	15	382	13.29	172	2,874	175	207	45.81	54.19
9	4	15	6	14	381	13.26	173	2,874	199	182	52.23	47.77
9	25	15	6	16	380	13.22	174	2,874	153	227	40.26	59.74
10	18	15	1	17	377	13.12	175	2,874	186	191	49.34	50.66
9	4	15	6	13	376	13.08	176	2,874	186	190	49.47	50.53
10	23	15	6	16	375	13.05	177	2,874	172	203	45.87	54.13
12	18	15	6	14	375	13.05	178	2,874	56	319	14.93	85.07
1	10	15	7	15	373	12.98	179	2,874	292	81	78.28	21.72
4	12	15	1	18	373	12.98	180	2,874	139	234	37.27	62.73
8	20	15	5	16	371	12.91	181	2,874	233	138	62.80	37.20
5	9	15	7	19	370	12.87	182	2,874	57	313	15.41	84.59
10	4	15	1	16	370	12.87	183	2,874	194	176	52.43	47.57
6	19	15	6	16	369	12.84	184	2,874	176	193	47.70	52.30
8	16	15	1	12	369	12.84	185	2,874	183	186	49.59	50.41
11	21	15	7	12	369	12.84	186	2,874	159	210	43.09	56.91
8	21	15	6	15	368	12.80	187	2,874	210	158	57.07	42.93
8	21	15	6	16	368	12.80	188	2,874	205	163	55.71	44.29
10	4	15	1	17	367	12.77	189	2,874	212	155	57.77	42.23
5	10	15	1	18	366	12.73	190	2,874	143	223	39.07	60.93
10	9	15	6	16	365	12.70	191	2,874	158	207	43.29	56.71
4	17	15	6	18	364	12.67	192	2,874	205	159	56.32	43.68
4	3	15	6	16	363	12.63	193	2,874	161	202	44.35	55.65

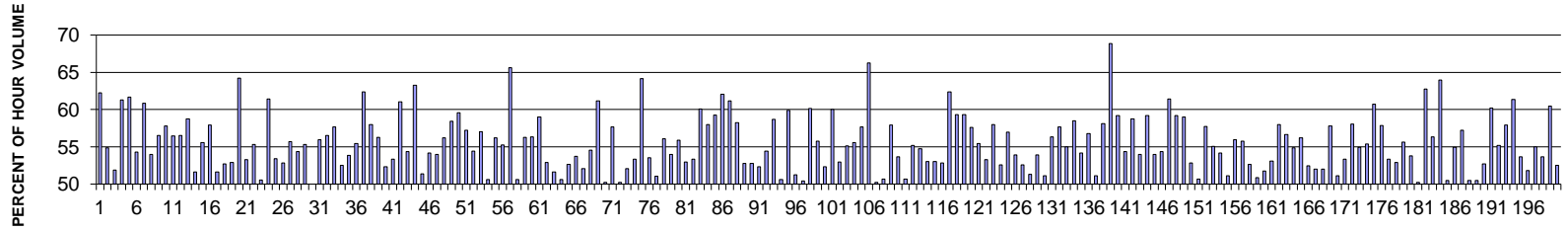
MO	DY	YR	DAY OF WK	HR	HR VOL	PERCENT OF AADT	HOUR NUMBER	AADT	EAST VOLUME	WEST VOLUME	PERCENT EAST IS OF TOTAL VOLUME	PERCENT WEST IS OF TOTAL VOLUME
5	9	15	7	12	362	12.60	194	2,874	190	172	52.49	47.51
9	11	15	6	17	362	12.60	195	2,874	118	244	32.60	67.40
2	16	15	2	18	361	12.56	196	2,874	227	134	62.88	37.12
1	11	15	1	17	360	12.53	197	2,874	246	114	68.33	31.67
5	7	15	5	16	360	12.53	198	2,874	182	178	50.56	49.44
8	16	15	1	18	360	12.53	199	2,874	162	198	45.00	55.00
8	20	15	5	17	360	12.53	200	2,874	202	158	56.11	43.89

**SR 012 MP 389.71 DODGE JCT ADC SITE R067
K FOR PEAK 200 HOURS OF 2015**



AADT= 1954 K 30 FACTOR= 13.41 K 100 FACTOR= 12.03 K 200 FACTOR= 11.21 D 30 FACTOR= 50.00

**SR 012 MP 389.71 DODGE JCT ADC SITE R067
D % IN THE PEAK 200 HOURS OF 2015**



MO	DY	YR	DAY OF WK	HR	HR VOL	PERCENT OF AADT	HOUR NUMBER	AADT	EAST VOLUME	WEST VOLUME	PERCENT EAST IS OF TOTAL VOLUME	PERCENT WEST IS OF TOTAL VOLUME
10	16	15	6	17	318	16.27	1	1,954	198	120	62.26	37.74
8	16	15	1	14	297	15.20	2	1,954	163	134	54.88	45.12
11	29	15	1	15	293	14.99	3	1,954	152	141	51.88	48.12
5	22	15	6	17	292	14.94	4	1,954	179	113	61.30	38.70
5	25	15	2	16	292	14.94	5	1,954	112	180	38.36	61.64
8	14	15	6	17	291	14.89	6	1,954	133	158	45.70	54.30
8	16	15	1	11	291	14.89	7	1,954	177	114	60.82	39.18
8	16	15	1	12	291	14.89	8	1,954	157	134	53.95	46.05
9	20	15	1	12	290	14.84	9	1,954	126	164	43.45	56.55
8	16	15	1	13	289	14.79	10	1,954	167	122	57.79	42.21
10	16	15	6	18	287	14.69	11	1,954	162	125	56.45	43.55
10	16	15	6	15	283	14.48	12	1,954	160	123	56.54	43.46
8	14	15	6	18	281	14.38	13	1,954	165	116	58.72	41.28

MO	DY	YR	DAY OF WK	HR	HR VOL	PERCENT OF AADT	HOUR NUMBER	AADT	EAST VOLUME	WEST VOLUME	PERCENT EAST IS OF TOTAL VOLUME	PERCENT WEST IS OF TOTAL VOLUME
6	19	15	6	15	279	14.28	14	1,954	135	144	48.39	51.61
9	20	15	1	11	279	14.28	15	1,954	124	155	44.44	55.56
8	14	15	6	16	278	14.23	16	1,954	117	161	42.09	57.91
9	20	15	1	13	277	14.18	17	1,954	143	134	51.62	48.38
11	29	15	1	14	277	14.18	18	1,954	131	146	47.29	52.71
8	9	15	1	16	276	14.12	19	1,954	130	146	47.10	52.90
5	25	15	2	13	274	14.02	20	1,954	98	176	35.77	64.23
6	20	15	7	12	274	14.02	21	1,954	128	146	46.72	53.28
9	7	15	2	14	273	13.97	22	1,954	122	151	44.69	55.31
10	23	15	6	17	271	13.87	23	1,954	134	137	49.45	50.55
8	14	15	6	14	267	13.66	24	1,954	103	164	38.58	61.42
11	25	15	4	16	266	13.61	25	1,954	142	124	53.38	46.62
9	25	15	6	15	265	13.56	26	1,954	140	125	52.83	47.17
10	16	15	6	16	264	13.51	27	1,954	147	117	55.68	44.32
6	21	15	1	16	263	13.46	28	1,954	120	143	45.63	54.37
5	22	15	6	15	262	13.41	29	1,954	145	117	55.34	44.66
9	4	15	6	17	262	13.41	30	1,954	131	131	50.00	50.00
7	12	15	1	13	261	13.36	31	1,954	115	146	44.06	55.94
5	3	15	1	16	260	13.31	32	1,954	113	147	43.46	56.54
5	25	15	2	15	260	13.31	33	1,954	110	150	42.31	57.69
10	4	15	1	17	259	13.25	34	1,954	123	136	47.49	52.51
9	20	15	1	16	258	13.20	35	1,954	119	139	46.12	53.88
10	2	15	6	17	258	13.20	36	1,954	143	115	55.43	44.57
10	18	15	1	12	258	13.20	37	1,954	97	161	37.60	62.40
11	29	15	1	16	257	13.15	38	1,954	149	108	57.98	42.02
6	21	15	1	17	256	13.10	39	1,954	144	112	56.25	43.75
7	24	15	6	16	256	13.10	40	1,954	134	122	52.34	47.66
8	14	15	6	13	255	13.05	41	1,954	119	136	46.67	53.33
7	19	15	1	13	254	13.00	42	1,954	99	155	38.98	61.02
9	18	15	6	16	254	13.00	43	1,954	138	116	54.33	45.67
10	17	15	7	10	253	12.95	44	1,954	160	93	63.24	36.76
10	25	15	1	17	253	12.95	45	1,954	123	130	48.62	51.38
11	25	15	4	15	253	12.95	46	1,954	137	116	54.15	45.85
10	4	15	1	16	252	12.90	47	1,954	116	136	46.03	53.97
7	19	15	1	16	251	12.85	48	1,954	110	141	43.82	56.18
5	23	15	7	12	250	12.79	49	1,954	146	104	58.40	41.60
6	12	15	6	16	250	12.79	50	1,954	149	101	59.60	40.40
8	14	15	6	15	250	12.79	51	1,954	107	143	42.80	57.20
10	9	15	6	16	250	12.79	52	1,954	136	114	54.40	45.60
6	21	15	1	13	249	12.74	53	1,954	107	142	42.97	57.03
7	12	15	1	17	249	12.74	54	1,954	123	126	49.40	50.60
9	18	15	6	14	249	12.74	55	1,954	140	109	56.22	43.78
10	2	15	6	16	248	12.69	56	1,954	111	137	44.76	55.24
5	25	15	2	12	247	12.64	57	1,954	85	162	34.41	65.59
8	7	15	6	15	247	12.64	58	1,954	122	125	49.39	50.61

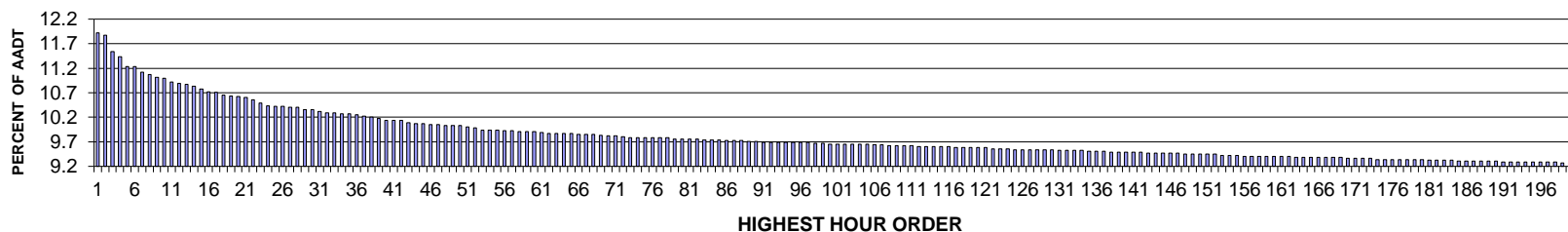
MO	DY	YR	DAY OF WK	HR	HR VOL	PERCENT OF AADT	HOUR NUMBER	AADT	EAST VOLUME	WEST VOLUME	PERCENT EAST IS OF TOTAL VOLUME	PERCENT WEST IS OF TOTAL VOLUME
9	18	15	6	15	247	12.64	59	1,954	139	108	56.28	43.72
9	7	15	2	15	245	12.54	60	1,954	107	138	43.67	56.33
7	31	15	6	11	244	12.49	61	1,954	144	100	59.02	40.98
8	16	15	1	17	244	12.49	62	1,954	129	115	52.87	47.13
9	4	15	6	15	244	12.49	63	1,954	126	118	51.64	48.36
6	19	15	6	14	243	12.44	64	1,954	120	123	49.38	50.62
7	26	15	1	16	243	12.44	65	1,954	128	115	52.67	47.33
6	21	15	1	14	242	12.38	66	1,954	112	130	46.28	53.72
9	20	15	1	17	242	12.38	67	1,954	126	116	52.07	47.93
10	16	15	6	13	242	12.38	68	1,954	132	110	54.55	45.45
11	6	15	6	15	242	12.38	69	1,954	148	94	61.16	38.84
7	10	15	6	12	241	12.33	70	1,954	121	120	50.21	49.79
8	23	15	1	15	241	12.33	71	1,954	102	139	42.32	57.68
10	9	15	6	17	241	12.33	72	1,954	121	120	50.21	49.79
8	16	15	1	16	240	12.28	73	1,954	125	115	52.08	47.92
9	7	15	2	16	240	12.28	74	1,954	128	112	53.33	46.67
10	18	15	1	14	240	12.28	75	1,954	86	154	35.83	64.17
9	4	15	6	16	239	12.23	76	1,954	128	111	53.56	46.44
9	25	15	6	16	239	12.23	77	1,954	122	117	51.05	48.95
10	2	15	6	14	239	12.23	78	1,954	134	105	56.07	43.93
10	17	15	7	11	239	12.23	79	1,954	129	110	53.97	46.03
5	8	15	6	16	238	12.18	80	1,954	133	105	55.88	44.12
6	19	15	6	16	238	12.18	81	1,954	112	126	47.06	52.94
7	31	15	6	14	238	12.18	82	1,954	111	127	46.64	53.36
8	2	15	1	14	238	12.18	83	1,954	95	143	39.92	60.08
10	16	15	6	14	238	12.18	84	1,954	138	100	57.98	42.02
11	25	15	4	14	238	12.18	85	1,954	97	141	40.76	59.24
5	10	15	1	14	237	12.13	86	1,954	90	147	37.97	62.03
5	25	15	2	14	237	12.13	87	1,954	92	145	38.82	61.18
6	26	15	6	16	237	12.13	88	1,954	138	99	58.23	41.77
7	24	15	6	17	237	12.13	89	1,954	125	112	52.74	47.26
7	26	15	1	14	237	12.13	90	1,954	125	112	52.74	47.26
8	7	15	6	12	237	12.13	91	1,954	113	124	47.68	52.32
8	14	15	6	19	237	12.13	92	1,954	129	108	54.43	45.57
8	23	15	1	17	237	12.13	93	1,954	98	139	41.35	58.65
10	23	15	6	16	237	12.13	94	1,954	120	117	50.63	49.37
11	29	15	1	13	237	12.13	95	1,954	95	142	40.08	59.92
8	15	15	7	15	236	12.08	96	1,954	115	121	48.73	51.27
8	21	15	6	16	236	12.08	97	1,954	119	117	50.42	49.58
9	7	15	2	17	236	12.08	98	1,954	142	94	60.17	39.83
8	9	15	1	17	235	12.03	99	1,954	104	131	44.26	55.74
10	4	15	1	13	235	12.03	100	1,954	112	123	47.66	52.34
11	6	15	6	17	235	12.03	101	1,954	141	94	60.00	40.00
7	17	15	6	14	234	11.98	102	1,954	124	110	52.99	47.01
7	17	15	6	15	234	11.98	103	1,954	129	105	55.13	44.87

MO	DY	YR	DAY OF WK	HR	HR VOL	PERCENT OF AADT	HOUR NUMBER	AADT	EAST VOLUME	WEST VOLUME	PERCENT EAST IS OF TOTAL VOLUME	PERCENT WEST IS OF TOTAL VOLUME
7	24	15	6	15	234	11.98	104	1,954	130	104	55.56	44.44
8	9	15	1	15	234	11.98	105	1,954	99	135	42.31	57.69
11	29	15	1	12	234	11.98	106	1,954	79	155	33.76	66.24
2	13	15	6	17	233	11.92	107	1,954	117	116	50.21	49.79
8	16	15	1	15	233	11.92	108	1,954	115	118	49.36	50.64
9	11	15	6	16	233	11.92	109	1,954	135	98	57.94	42.06
9	25	15	6	17	233	11.92	110	1,954	125	108	53.65	46.35
10	9	15	6	15	233	11.92	111	1,954	118	115	50.64	49.36
4	5	15	1	18	232	11.87	112	1,954	128	104	55.17	44.83
5	8	15	6	18	232	11.87	113	1,954	127	105	54.74	45.26
8	23	15	1	16	232	11.87	114	1,954	109	123	46.98	53.02
10	11	15	1	17	232	11.87	115	1,954	109	123	46.98	53.02
5	3	15	1	17	231	11.82	116	1,954	122	109	52.81	47.19
6	21	15	1	18	231	11.82	117	1,954	144	87	62.34	37.66
7	26	15	1	13	231	11.82	118	1,954	94	137	40.69	59.31
8	14	15	6	11	231	11.82	119	1,954	94	137	40.69	59.31
8	14	15	6	12	231	11.82	120	1,954	98	133	42.42	57.58
9	18	15	6	17	231	11.82	121	1,954	128	103	55.41	44.59
9	18	15	6	18	231	11.82	122	1,954	123	108	53.25	46.75
10	16	15	6	12	231	11.82	123	1,954	134	97	58.01	41.99
7	19	15	1	17	230	11.77	124	1,954	121	109	52.61	47.39
7	23	15	5	15	230	11.77	125	1,954	99	131	43.04	56.96
8	2	15	1	13	230	11.77	126	1,954	106	124	46.09	53.91
9	20	15	1	14	230	11.77	127	1,954	121	109	52.61	47.39
9	25	15	6	18	230	11.77	128	1,954	118	112	51.30	48.70
10	25	15	1	16	230	11.77	129	1,954	106	124	46.09	53.91
4	26	15	1	17	229	11.72	130	1,954	112	117	48.91	51.09
7	17	15	6	16	229	11.72	131	1,954	129	100	56.33	43.67
7	24	15	6	14	229	11.72	132	1,954	132	97	57.64	42.36
7	26	15	1	15	229	11.72	133	1,954	103	126	44.98	55.02
7	30	15	5	16	229	11.72	134	1,954	134	95	58.52	41.48
8	21	15	6	15	229	11.72	135	1,954	124	105	54.15	45.85
9	13	15	1	16	229	11.72	136	1,954	130	99	56.77	43.23
10	11	15	1	16	229	11.72	137	1,954	112	117	48.91	51.09
10	25	15	1	15	229	11.72	138	1,954	96	133	41.92	58.08
3	22	15	1	17	228	11.67	139	1,954	157	71	68.86	31.14
5	10	15	1	13	228	11.67	140	1,954	93	135	40.79	59.21
6	5	15	6	14	228	11.67	141	1,954	104	124	45.61	54.39
7	17	15	6	13	228	11.67	142	1,954	134	94	58.77	41.23
7	26	15	1	12	228	11.67	143	1,954	105	123	46.05	53.95
8	2	15	1	15	228	11.67	144	1,954	93	135	40.79	59.21
8	23	15	1	13	228	11.67	145	1,954	105	123	46.05	53.95
9	4	15	6	18	228	11.67	146	1,954	104	124	45.61	54.39
10	16	15	6	19	228	11.67	147	1,954	140	88	61.40	38.60
10	18	15	1	16	228	11.67	148	1,954	93	135	40.79	59.21

MO	DY	YR	DAY OF WK	HR	HR VOL	PERCENT OF AADT	HOUR NUMBER	AADT	EAST VOLUME	WEST VOLUME	PERCENT EAST IS OF TOTAL VOLUME	PERCENT WEST IS OF TOTAL VOLUME
4	3	15	6	16	227	11.62	149	1,954	134	93	59.03	40.97
4	5	15	1	17	227	11.62	150	1,954	120	107	52.86	47.14
5	17	15	1	16	227	11.62	151	1,954	115	112	50.66	49.34
6	14	15	1	12	227	11.62	152	1,954	96	131	42.29	57.71
6	20	15	7	11	227	11.62	153	1,954	102	125	44.93	55.07
7	10	15	6	16	227	11.62	154	1,954	123	104	54.19	45.81
7	19	15	1	14	227	11.62	155	1,954	116	111	51.10	48.90
10	11	15	1	15	227	11.62	156	1,954	100	127	44.05	55.95
5	15	15	6	16	226	11.57	157	1,954	126	100	55.75	44.25
5	22	15	6	14	226	11.57	158	1,954	107	119	47.35	52.65
6	5	15	6	15	226	11.57	159	1,954	115	111	50.88	49.12
6	5	15	6	17	226	11.57	160	1,954	117	109	51.77	48.23
6	12	15	6	11	226	11.57	161	1,954	106	120	46.90	53.10
6	12	15	6	15	226	11.57	162	1,954	131	95	57.96	42.04
7	26	15	1	17	226	11.57	163	1,954	128	98	56.64	43.36
8	23	15	1	14	226	11.57	164	1,954	102	124	45.13	54.87
10	16	15	6	11	226	11.57	165	1,954	127	99	56.19	43.81
4	5	15	1	16	225	11.51	166	1,954	118	107	52.44	47.56
5	25	15	2	17	225	11.51	167	1,954	108	117	48.00	52.00
6	12	15	6	17	225	11.51	168	1,954	108	117	48.00	52.00
7	19	15	1	15	225	11.51	169	1,954	95	130	42.22	57.78
8	2	15	1	17	225	11.51	170	1,954	110	115	48.89	51.11
8	21	15	6	14	225	11.51	171	1,954	105	120	46.67	53.33
4	10	15	6	16	224	11.46	172	1,954	130	94	58.04	41.96
5	8	15	6	17	224	11.46	173	1,954	123	101	54.91	45.09
7	17	15	6	12	224	11.46	174	1,954	124	100	55.36	44.64
9	11	15	6	17	224	11.46	175	1,954	136	88	60.71	39.29
5	22	15	6	19	223	11.41	176	1,954	129	94	57.85	42.15
6	19	15	6	17	223	11.41	177	1,954	119	104	53.36	46.64
6	21	15	1	15	223	11.41	178	1,954	105	118	47.09	52.91
8	13	15	5	11	223	11.41	179	1,954	99	124	44.39	55.61
9	4	15	6	14	223	11.41	180	1,954	120	103	53.81	46.19
10	2	15	6	15	223	11.41	181	1,954	111	112	49.78	50.22
11	25	15	4	17	223	11.41	182	1,954	140	83	62.78	37.22
6	26	15	6	11	222	11.36	183	1,954	125	97	56.31	43.69
6	26	15	6	12	222	11.36	184	1,954	142	80	63.96	36.04
7	10	15	6	13	222	11.36	185	1,954	110	112	49.55	50.45
7	12	15	1	14	222	11.36	186	1,954	100	122	45.05	54.95
8	7	15	6	16	222	11.36	187	1,954	95	127	42.79	57.21
9	11	15	6	14	222	11.36	188	1,954	110	112	49.55	50.45
9	13	15	1	15	222	11.36	189	1,954	110	112	49.55	50.45
9	19	15	7	11	222	11.36	190	1,954	105	117	47.30	52.70
6	14	15	1	18	221	11.31	191	1,954	133	88	60.18	39.82
7	31	15	6	16	221	11.31	192	1,954	122	99	55.20	44.80
11	6	15	6	16	221	11.31	193	1,954	128	93	57.92	42.08

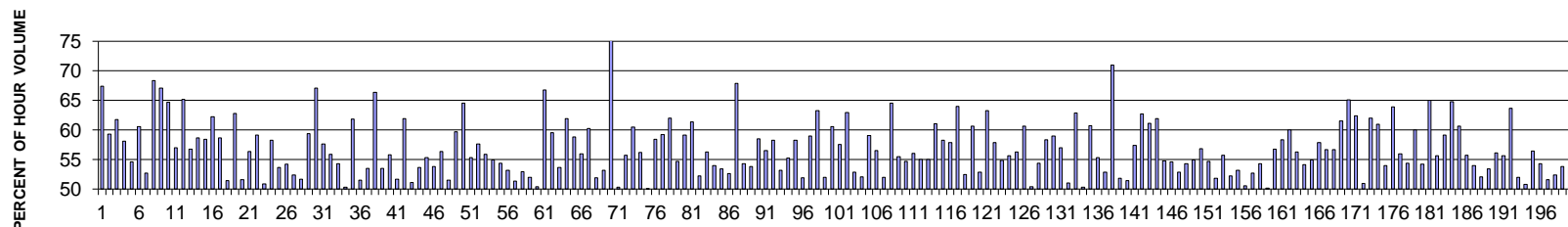
MO	DY	YR	DAY OF WK	HR	HR VOL	PERCENT OF AADT	HOUR NUMBER	AADT	EAST VOLUME	WEST VOLUME	PERCENT EAST IS OF TOTAL VOLUME	PERCENT WEST IS OF TOTAL VOLUME
4	17	15	6	17	220	11.26	194	1,954	135	85	61.36	38.64
4	24	15	6	16	220	11.26	195	1,954	102	118	46.36	53.64
5	10	15	1	16	220	11.26	196	1,954	106	114	48.18	51.82
5	22	15	6	18	220	11.26	197	1,954	121	99	55.00	45.00
6	19	15	6	18	220	11.26	198	1,954	102	118	46.36	53.64
9	7	15	2	12	220	11.26	199	1,954	87	133	39.55	60.45
4	24	15	6	18	219	11.21	200	1,954	115	104	52.51	47.49

**SR 097 MP 293.42 OMAK ADC SITE R068
K FOR PEAK 200 HOURS OF 2015**



AADT= 5511 K 30 FACTOR= 10.36 K 100 FACTOR= 9.65 K 200 FACTOR= 9.27 D 30 FACTOR= 67.08

**SR 097 MP 293.42 OMAK ADC SITE R068
D % IN THE PEAK 200 HOURS OF 2015**



MO	DY	YR	DAY OF WK	HR	HR VOL	PERCENT OF AADT	HOUR NUMBER	AADT	NORTH VOLUME	SOUTH VOLUME	PERCENT NORTH IS OF TOTAL VOLUME	PERCENT SOUTH IS OF TOTAL VOLUME
10	16	15	6	15	657	11.92	1	5,511	443	214	67.43	32.57
10	16	15	6	14	654	11.87	2	5,511	388	266	59.33	40.67
10	16	15	6	16	636	11.54	3	5,511	393	243	61.79	38.21
10	16	15	6	13	630	11.43	4	5,511	366	264	58.10	41.90
8	14	15	6	16	619	11.23	5	5,511	338	281	54.60	45.40
8	16	15	1	13	619	11.23	6	5,511	244	375	39.42	60.58
8	18	15	3	14	613	11.12	7	5,511	290	323	47.31	52.69
5	22	15	6	16	610	11.07	8	5,511	417	193	68.36	31.64
10	11	15	1	15	607	11.01	9	5,511	200	407	32.95	67.05
10	16	15	6	17	606	11.00	10	5,511	392	214	64.69	35.31
8	14	15	6	17	602	10.92	11	5,511	343	259	56.98	43.02
10	16	15	6	18	600	10.89	12	5,511	391	209	65.17	34.83
6	19	15	6	17	599	10.87	13	5,511	340	259	56.76	43.24

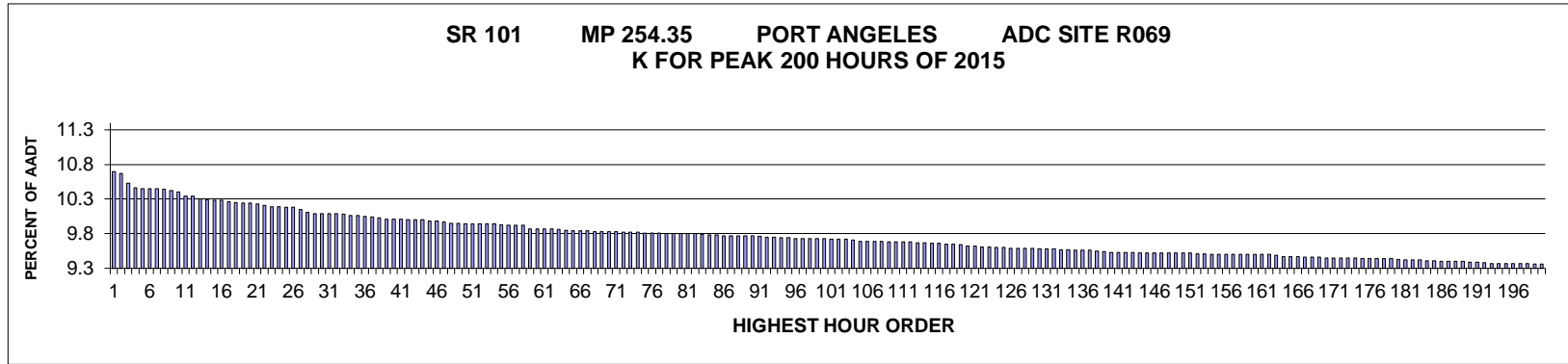
MO	DY	YR	DAY OF WK	HR	HR VOL	PERCENT OF AADT	HOUR NUMBER	AADT	NORTH VOLUME	SOUTH VOLUME	PERCENT NORTH IS OF TOTAL VOLUME	PERCENT SOUTH IS OF TOTAL VOLUME
8	15	15	7	17	597	10.83	14	5,511	247	350	41.37	58.63
5	22	15	6	17	594	10.78	15	5,511	347	247	58.42	41.58
10	9	15	6	16	591	10.72	16	5,511	368	223	62.27	37.73
6	19	15	6	15	590	10.71	17	5,511	346	244	58.64	41.36
4	3	15	6	14	587	10.65	18	5,511	302	285	51.45	48.55
8	16	15	1	14	586	10.63	19	5,511	218	368	37.20	62.80
8	18	15	3	13	585	10.62	20	5,511	302	283	51.62	48.38
6	19	15	6	16	584	10.60	21	5,511	329	255	56.34	43.66
10	15	15	5	17	582	10.56	22	5,511	344	238	59.11	40.89
10	9	15	6	12	578	10.49	23	5,511	294	284	50.87	49.13
9	25	15	6	17	575	10.43	24	5,511	335	240	58.26	41.74
7	31	15	6	13	574	10.42	25	5,511	266	308	46.34	53.66
8	13	15	5	15	574	10.42	26	5,511	311	263	54.18	45.82
8	14	15	6	18	573	10.40	27	5,511	273	300	47.64	52.36
10	16	15	6	12	573	10.40	28	5,511	296	277	51.66	48.34
8	15	15	7	18	571	10.36	29	5,511	232	339	40.63	59.37
10	11	15	1	14	571	10.36	30	5,511	188	383	32.92	67.08
5	22	15	6	14	569	10.32	31	5,511	328	241	57.64	42.36
5	8	15	6	16	567	10.29	32	5,511	317	250	55.91	44.09
8	15	15	7	16	567	10.29	33	5,511	259	308	45.68	54.32
7	3	15	6	12	566	10.27	34	5,511	285	281	50.35	49.65
10	9	15	6	17	566	10.27	35	5,511	350	216	61.84	38.16
8	14	15	6	14	565	10.25	36	5,511	291	274	51.50	48.50
7	2	15	5	13	563	10.22	37	5,511	262	301	46.54	53.46
7	5	15	1	13	562	10.20	38	5,511	189	373	33.63	66.37
9	18	15	6	17	561	10.18	39	5,511	300	261	53.48	46.52
7	3	15	6	14	559	10.14	40	5,511	312	247	55.81	44.19
8	13	15	5	16	559	10.14	41	5,511	289	270	51.70	48.30
8	16	15	1	12	559	10.14	42	5,511	213	346	38.10	61.90
7	31	15	6	15	556	10.09	43	5,511	284	272	51.08	48.92
5	16	15	7	13	555	10.07	44	5,511	298	257	53.69	46.31
10	9	15	6	14	555	10.07	45	5,511	307	248	55.32	44.68
7	3	15	6	11	554	10.05	46	5,511	256	298	46.21	53.79
10	15	15	5	15	554	10.05	47	5,511	312	242	56.32	43.68
8	14	15	6	13	553	10.03	48	5,511	268	285	48.46	51.54
9	4	15	6	17	553	10.03	49	5,511	330	223	59.67	40.33
10	9	15	6	18	553	10.03	50	5,511	357	196	64.56	35.44
7	17	15	6	15	551	10.00	51	5,511	305	246	55.35	44.65
10	9	15	6	15	550	9.98	52	5,511	317	233	57.64	42.36
5	1	15	6	17	548	9.94	53	5,511	306	242	55.84	44.16
9	4	15	6	16	548	9.94	54	5,511	301	247	54.93	45.07
9	25	15	6	16	548	9.94	55	5,511	298	250	54.38	45.62
8	13	15	5	18	547	9.93	56	5,511	291	256	53.20	46.80
8	14	15	6	15	547	9.93	57	5,511	281	266	51.37	48.63
4	3	15	6	13	546	9.91	58	5,511	257	289	47.07	52.93

MO	DY	YR	DAY OF WK	HR	HR VOL	PERCENT OF AADT	HOUR NUMBER	AADT	NORTH VOLUME	SOUTH VOLUME	PERCENT NORTH IS OF TOTAL VOLUME	PERCENT SOUTH IS OF TOTAL VOLUME
8	3	15	2	13	546	9.91	59	5,511	262	284	47.99	52.01
9	10	15	5	15	546	9.91	60	5,511	275	271	50.37	49.63
10	15	15	5	18	545	9.89	61	5,511	364	181	66.79	33.21
7	6	15	2	12	544	9.87	62	5,511	220	324	40.44	59.56
7	17	15	6	17	544	9.87	63	5,511	292	252	53.68	46.32
8	6	15	5	17	544	9.87	64	5,511	337	207	61.95	38.05
8	13	15	5	17	544	9.87	65	5,511	320	224	58.82	41.18
7	6	15	2	15	543	9.85	66	5,511	239	304	44.01	55.99
7	31	15	6	12	543	9.85	67	5,511	216	327	39.78	60.22
8	18	15	3	15	543	9.85	68	5,511	282	261	51.93	48.07
7	10	15	6	14	542	9.83	69	5,511	288	254	53.14	46.86
5	25	15	2	12	541	9.82	70	5,511	124	417	22.92	77.08
6	19	15	6	13	541	9.82	71	5,511	272	269	50.28	49.72
6	19	15	6	14	540	9.80	72	5,511	301	239	55.74	44.26
5	21	15	5	17	539	9.78	73	5,511	326	213	60.48	39.52
7	31	15	6	18	539	9.78	74	5,511	303	236	56.22	43.78
8	6	15	5	14	539	9.78	75	5,511	269	270	49.91	50.09
8	15	15	7	14	539	9.78	76	5,511	224	315	41.56	58.44
9	26	15	7	13	539	9.78	77	5,511	220	319	40.82	59.18
10	8	15	5	17	539	9.78	78	5,511	334	205	61.97	38.03
7	2	15	5	14	538	9.76	79	5,511	294	244	54.65	45.35
7	2	15	5	16	538	9.76	80	5,511	318	220	59.11	40.89
10	18	15	1	14	538	9.76	81	5,511	208	330	38.66	61.34
10	19	15	2	15	538	9.76	82	5,511	257	281	47.77	52.23
4	3	15	6	17	537	9.74	83	5,511	302	235	56.24	43.76
8	17	15	2	17	537	9.74	84	5,511	290	247	54.00	46.00
9	8	15	3	8	537	9.74	85	5,511	250	287	46.55	53.45
5	1	15	6	14	536	9.73	86	5,511	282	254	52.61	47.39
5	22	15	6	18	536	9.73	87	5,511	364	172	67.91	32.09
6	5	15	6	15	536	9.73	88	5,511	291	245	54.29	45.71
9	11	15	6	15	535	9.71	89	5,511	288	247	53.83	46.17
9	25	15	6	18	535	9.71	90	5,511	313	222	58.50	41.50
4	4	15	7	11	534	9.69	91	5,511	302	232	56.55	43.45
5	29	15	6	16	534	9.69	92	5,511	311	223	58.24	41.76
7	1	15	4	15	534	9.69	93	5,511	284	250	53.18	46.82
7	3	15	6	13	534	9.69	94	5,511	295	239	55.24	44.76
8	7	15	6	18	534	9.69	95	5,511	311	223	58.24	41.76
9	4	15	6	13	534	9.69	96	5,511	257	277	48.13	51.87
10	23	15	6	18	534	9.69	97	5,511	315	219	58.99	41.01
6	19	15	6	18	533	9.67	98	5,511	337	196	63.23	36.77
7	23	15	5	16	533	9.67	99	5,511	277	256	51.97	48.03
5	1	15	6	18	532	9.65	100	5,511	322	210	60.53	39.47
5	15	15	6	17	532	9.65	101	5,511	306	226	57.52	42.48
5	22	15	6	15	532	9.65	102	5,511	335	197	62.97	37.03
6	23	15	3	17	532	9.65	103	5,511	281	251	52.82	47.18

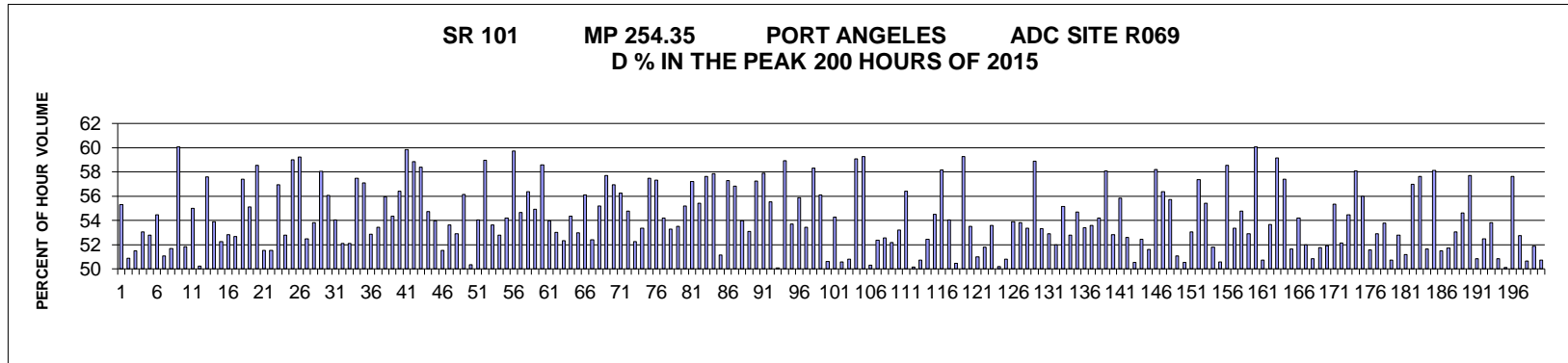
MO	DY	YR	DAY OF WK	HR	HR VOL	PERCENT OF AADT	HOUR NUMBER	AADT	NORTH VOLUME	SOUTH VOLUME	PERCENT NORTH IS OF TOTAL VOLUME	PERCENT SOUTH IS OF TOTAL VOLUME
6	26	15	6	15	532	9.65	104	5,511	277	255	52.07	47.93
7	3	15	6	15	532	9.65	105	5,511	314	218	59.02	40.98
7	24	15	6	16	531	9.64	106	5,511	300	231	56.50	43.50
10	10	15	7	12	531	9.64	107	5,511	276	255	51.98	48.02
5	21	15	5	16	530	9.62	108	5,511	342	188	64.53	35.47
8	19	15	4	15	530	9.62	109	5,511	294	236	55.47	44.53
10	9	15	6	13	530	9.62	110	5,511	290	240	54.72	45.28
10	22	15	5	17	530	9.62	111	5,511	297	233	56.04	43.96
4	25	15	7	12	529	9.60	112	5,511	238	291	44.99	55.01
6	18	15	5	16	529	9.60	113	5,511	291	238	55.01	44.99
8	14	15	6	12	529	9.60	114	5,511	206	323	38.94	61.06
9	3	15	5	17	529	9.60	115	5,511	308	221	58.22	41.78
9	18	15	6	18	529	9.60	116	5,511	306	223	57.84	42.16
5	1	15	6	15	528	9.58	117	5,511	338	190	64.02	35.98
7	6	15	2	13	528	9.58	118	5,511	251	277	47.54	52.46
7	17	15	6	12	528	9.58	119	5,511	208	320	39.39	60.61
10	10	15	7	15	528	9.58	120	5,511	279	249	52.84	47.16
10	15	15	5	16	528	9.58	121	5,511	334	194	63.26	36.74
6	21	15	1	14	527	9.56	122	5,511	222	305	42.13	57.87
9	10	15	5	16	527	9.56	123	5,511	289	238	54.84	45.16
9	23	15	4	17	527	9.56	124	5,511	293	234	55.60	44.40
7	5	15	1	14	526	9.54	125	5,511	230	296	43.73	56.27
7	22	15	4	18	526	9.54	126	5,511	319	207	60.65	39.35
7	24	15	6	15	526	9.54	127	5,511	261	265	49.62	50.38
8	7	15	6	15	526	9.54	128	5,511	286	240	54.37	45.63
8	15	15	7	12	526	9.54	129	5,511	219	307	41.63	58.37
9	8	15	3	17	526	9.54	130	5,511	310	216	58.94	41.06
5	7	15	5	17	525	9.53	131	5,511	299	226	56.95	43.05
5	22	15	6	12	525	9.53	132	5,511	268	257	51.05	48.95
7	16	15	5	18	525	9.53	133	5,511	330	195	62.86	37.14
7	23	15	5	14	525	9.53	134	5,511	261	264	49.71	50.29
6	5	15	6	17	524	9.51	135	5,511	318	206	60.69	39.31
7	9	15	5	13	524	9.51	136	5,511	234	290	44.66	55.34
9	5	15	7	13	524	9.51	137	5,511	247	277	47.14	52.86
5	25	15	2	13	523	9.49	138	5,511	152	371	29.06	70.94
6	19	15	6	12	523	9.49	139	5,511	252	271	48.18	51.82
6	26	15	6	12	523	9.49	140	5,511	254	269	48.57	51.43
8	4	15	3	17	523	9.49	141	5,511	300	223	57.36	42.64
10	8	15	5	18	523	9.49	142	5,511	328	195	62.72	37.28
5	8	15	6	17	522	9.47	143	5,511	319	203	61.11	38.89
7	2	15	5	17	522	9.47	144	5,511	323	199	61.88	38.12
7	10	15	6	17	522	9.47	145	5,511	286	236	54.79	45.21
7	31	15	6	14	522	9.47	146	5,511	285	237	54.60	45.40
10	7	15	4	15	522	9.47	147	5,511	276	246	52.87	47.13
8	12	15	4	16	521	9.45	148	5,511	283	238	54.32	45.68

MO	DY	YR	DAY OF WK	HR	HR VOL	PERCENT OF AADT	HOUR NUMBER	AADT	NORTH VOLUME	SOUTH VOLUME	PERCENT NORTH IS OF TOTAL VOLUME	PERCENT SOUTH IS OF TOTAL VOLUME
9	4	15	6	15	521	9.45	149	5,511	286	235	54.89	45.11
9	16	15	4	17	521	9.45	150	5,511	296	225	56.81	43.19
10	2	15	6	17	521	9.45	151	5,511	285	236	54.70	45.30
10	21	15	4	15	521	9.45	152	5,511	270	251	51.82	48.18
7	17	15	6	13	519	9.42	153	5,511	230	289	44.32	55.68
8	2	15	1	14	519	9.42	154	5,511	248	271	47.78	52.22
10	2	15	6	13	519	9.42	155	5,511	243	276	46.82	53.18
5	8	15	6	15	518	9.40	156	5,511	256	262	49.42	50.58
6	4	15	5	17	518	9.40	157	5,511	273	245	52.70	47.30
8	15	15	7	15	518	9.40	158	5,511	237	281	45.75	54.25
8	16	15	1	15	518	9.40	159	5,511	258	260	49.81	50.19
9	1	15	3	17	518	9.40	160	5,511	294	224	56.76	43.24
9	4	15	6	18	518	9.40	161	5,511	302	216	58.30	41.70
9	11	15	6	18	518	9.40	162	5,511	311	207	60.04	39.96
7	31	15	6	17	517	9.38	163	5,511	291	226	56.29	43.71
8	15	15	7	13	517	9.38	164	5,511	237	280	45.84	54.16
8	17	15	2	16	517	9.38	165	5,511	284	233	54.93	45.07
9	8	15	3	16	517	9.38	166	5,511	299	218	57.83	42.17
9	17	15	5	17	517	9.38	167	5,511	293	224	56.67	43.33
10	2	15	6	16	517	9.38	168	5,511	293	224	56.67	43.33
10	2	15	6	18	517	9.38	169	5,511	318	199	61.51	38.49
6	21	15	1	13	516	9.36	170	5,511	180	336	34.88	65.12
7	10	15	6	18	516	9.36	171	5,511	322	194	62.40	37.60
7	16	15	5	13	516	9.36	172	5,511	263	253	50.97	49.03
7	19	15	1	13	516	9.36	173	5,511	196	320	37.98	62.02
7	6	15	2	11	515	9.34	174	5,511	201	314	39.03	60.97
7	6	15	2	16	515	9.34	175	5,511	278	237	53.98	46.02
8	5	15	4	18	515	9.34	176	5,511	329	186	63.88	36.12
8	11	15	3	16	515	9.34	177	5,511	288	227	55.92	44.08
9	10	15	5	13	515	9.34	178	5,511	235	280	45.63	54.37
9	16	15	4	18	515	9.34	179	5,511	309	206	60.00	40.00
10	23	15	6	17	515	9.34	180	5,511	279	236	54.17	45.83
5	29	15	6	17	514	9.33	181	5,511	334	180	64.98	35.02
6	18	15	5	17	514	9.33	182	5,511	286	228	55.64	44.36
9	30	15	4	16	514	9.33	183	5,511	304	210	59.14	40.86
12	1	15	3	17	514	9.33	184	5,511	333	181	64.79	35.21
5	3	15	1	13	513	9.31	185	5,511	202	311	39.38	60.62
5	21	15	5	15	513	9.31	186	5,511	286	227	55.75	44.25
7	6	15	2	14	513	9.31	187	5,511	236	277	46.00	54.00
8	3	15	2	15	513	9.31	188	5,511	267	246	52.05	47.95
10	20	15	3	15	513	9.31	189	5,511	239	274	46.59	53.41
11	5	15	5	17	513	9.31	190	5,511	288	225	56.14	43.86
5	14	15	5	17	512	9.29	191	5,511	285	227	55.66	44.34
5	17	15	1	13	512	9.29	192	5,511	186	326	36.33	63.67
5	26	15	3	14	512	9.29	193	5,511	266	246	51.95	48.05

MO	DY	YR	DAY OF WK	HR	HR VOL	PERCENT OF AADT	HOUR NUMBER	AADT	NORTH VOLUME	SOUTH VOLUME	PERCENT NORTH IS OF TOTAL VOLUME	PERCENT SOUTH IS OF TOTAL VOLUME
6	26	15	6	13	512	9.29	194	5,511	260	252	50.78	49.22
7	22	15	4	17	512	9.29	195	5,511	289	223	56.45	43.55
9	11	15	6	13	512	9.29	196	5,511	234	278	45.70	54.30
10	10	15	7	13	512	9.29	197	5,511	248	264	48.44	51.56
10	30	15	6	17	512	9.29	198	5,511	268	244	52.34	47.66
5	15	15	6	15	511	9.27	199	5,511	275	236	53.82	46.18
5	15	15	6	16	511	9.27	200	5,511	274	237	53.62	46.38



AADT= 22806 K 30 FACTOR= 10.09 K 100 FACTOR= 9.73 K 200 FACTOR= 9.36 D 30 FACTOR= 56.08



MO	DY	YR	DAY OF WK	HR	HR VOL	PERCENT OF AADT	HOUR NUMBER	AADT	EAST VOLUME	WEST VOLUME	PERCENT EAST IS OF TOTAL VOLUME	PERCENT WEST IS OF TOTAL VOLUME
7	2	15	5	18	2,440	10.70	1	22,806	1,349	1,091	55.29	44.71
9	4	15	6	17	2,433	10.67	2	22,806	1,238	1,195	50.88	49.12
7	17	15	6	17	2,401	10.53	3	22,806	1,236	1,165	51.48	48.52
8	4	15	3	17	2,386	10.46	4	22,806	1,266	1,120	53.06	46.94
8	7	15	6	17	2,384	10.45	5	22,806	1,258	1,126	52.77	47.23
7	31	15	6	18	2,383	10.45	6	22,806	1,298	1,085	54.47	45.53
8	17	15	2	17	2,383	10.45	7	22,806	1,217	1,166	51.07	48.93
7	16	15	5	17	2,382	10.44	8	22,806	1,231	1,151	51.68	48.32
8	6	15	5	18	2,376	10.42	9	22,806	1,427	949	60.06	39.94
8	6	15	5	17	2,372	10.40	10	22,806	1,229	1,143	51.81	48.19
7	17	15	6	18	2,359	10.34	11	22,806	1,297	1,062	54.98	45.02
7	10	15	6	17	2,358	10.34	12	22,806	1,174	1,184	49.79	50.21
8	18	15	3	18	2,349	10.30	13	22,806	1,353	996	57.60	42.40

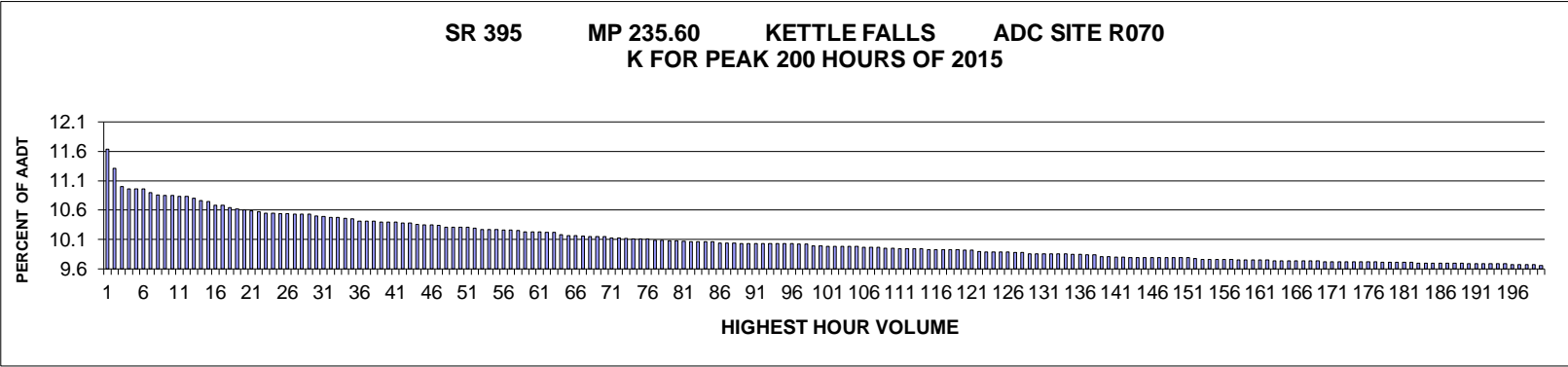
MO	DY	YR	DAY OF WK	HR	HR VOL	PERCENT OF AADT	HOUR NUMBER	AADT	EAST VOLUME	WEST VOLUME	PERCENT EAST IS OF TOTAL VOLUME	PERCENT WEST IS OF TOTAL VOLUME	
8	8	11	15	3	17	2,346	10.29	14	22,806	1,264	1,082	53.88	46.12
8	8	21	15	6	17	2,345	10.28	15	22,806	1,225	1,120	52.24	47.76
8	8	20	15	5	17	2,344	10.28	16	22,806	1,238	1,106	52.82	47.18
8	8	13	15	5	17	2,341	10.26	17	22,806	1,233	1,108	52.67	47.33
8	8	7	15	6	18	2,338	10.25	18	22,806	1,342	996	57.40	42.60
7	7	3	15	6	13	2,336	10.24	19	22,806	1,049	1,287	44.91	55.09
7	7	30	15	5	18	2,336	10.24	20	22,806	1,368	968	58.56	41.44
7	7	24	15	6	17	2,332	10.23	21	22,806	1,202	1,130	51.54	48.46
8	8	21	15	6	16	2,329	10.21	22	22,806	1,129	1,200	48.48	51.52
7	7	16	15	5	18	2,325	10.19	23	22,806	1,324	1,001	56.95	43.05
9	9	3	15	5	17	2,324	10.19	24	22,806	1,227	1,097	52.80	47.20
8	8	11	15	3	18	2,322	10.18	25	22,806	1,370	952	59.00	41.00
8	8	20	15	5	18	2,321	10.18	26	22,806	1,375	946	59.24	40.76
8	8	3	15	2	17	2,314	10.15	27	22,806	1,214	1,100	52.46	47.54
7	7	31	15	6	17	2,305	10.11	28	22,806	1,240	1,065	53.80	46.20
7	7	23	15	5	18	2,302	10.09	29	22,806	1,336	966	58.04	41.96
8	8	27	15	5	17	2,302	10.09	30	22,806	1,291	1,011	56.08	43.92
9	9	10	15	5	17	2,302	10.09	31	22,806	1,244	1,058	54.04	45.96
8	8	28	15	6	17	2,300	10.09	32	22,806	1,198	1,102	52.09	47.91
9	9	18	15	6	17	2,298	10.08	33	22,806	1,197	1,101	52.09	47.91
7	7	22	15	4	18	2,295	10.06	34	22,806	1,319	976	57.47	42.53
7	7	29	15	4	18	2,295	10.06	35	22,806	1,310	985	57.08	42.92
7	7	2	15	5	17	2,293	10.05	36	22,806	1,212	1,081	52.86	47.14
9	9	17	15	5	17	2,289	10.04	37	22,806	1,223	1,066	53.43	46.57
7	7	22	15	4	17	2,288	10.03	38	22,806	1,280	1,008	55.94	44.06
5	5	27	15	4	17	2,284	10.01	39	22,806	1,241	1,043	54.33	45.67
8	8	26	15	4	18	2,283	10.01	40	22,806	1,288	995	56.42	43.58
8	8	4	15	3	18	2,282	10.01	41	22,806	1,365	917	59.82	40.18
8	8	13	15	5	18	2,281	10.00	42	22,806	1,342	939	58.83	41.17
8	8	27	15	5	18	2,281	10.00	43	22,806	1,332	949	58.40	41.60
7	7	10	15	6	18	2,280	10.00	44	22,806	1,248	1,032	54.74	45.26
7	7	29	15	4	17	2,276	9.98	45	22,806	1,228	1,048	53.95	46.05
9	9	4	15	6	16	2,275	9.98	46	22,806	1,103	1,172	48.48	51.52
11	11	20	15	6	17	2,274	9.97	47	22,806	1,219	1,055	53.61	46.39
8	8	5	15	4	17	2,270	9.95	48	22,806	1,201	1,069	52.91	47.09
8	8	21	15	6	18	2,269	9.95	49	22,806	1,274	995	56.15	43.85
6	6	19	15	6	17	2,267	9.94	50	22,806	1,141	1,126	50.33	49.67
7	7	15	15	4	18	2,267	9.94	51	22,806	1,225	1,042	54.04	45.96
7	7	28	15	3	18	2,267	9.94	52	22,806	1,337	930	58.98	41.02
6	6	26	15	6	17	2,266	9.94	53	22,806	1,215	1,051	53.62	46.38
7	7	17	15	6	16	2,266	9.94	54	22,806	1,070	1,196	47.22	52.78
8	8	26	15	4	17	2,264	9.93	55	22,806	1,227	1,037	54.20	45.80
7	7	9	15	5	18	2,263	9.92	56	22,806	1,352	911	59.74	40.26
7	7	23	15	5	17	2,263	9.92	57	22,806	1,237	1,026	54.66	45.34
8	8	5	15	4	18	2,262	9.92	58	22,806	1,275	987	56.37	43.63

MO	DY	YR	DAY OF WK	HR	HR VOL	PERCENT OF AADT	HOUR NUMBER	AADT	EAST VOLUME	WEST VOLUME	PERCENT EAST IS OF TOTAL VOLUME	PERCENT WEST IS OF TOTAL VOLUME
7	28	15	3	17	2,252	9.87	59	22,806	1,237	1,015	54.93	45.07
8	3	15	2	18	2,252	9.87	60	22,806	1,319	933	58.57	41.43
7	9	15	5	17	2,250	9.87	61	22,806	1,214	1,036	53.96	46.04
9	25	15	6	17	2,250	9.87	62	22,806	1,193	1,057	53.02	46.98
8	24	15	2	17	2,249	9.86	63	22,806	1,177	1,072	52.33	47.67
8	12	15	4	17	2,246	9.85	64	22,806	1,221	1,025	54.36	45.64
7	20	15	2	17	2,245	9.84	65	22,806	1,189	1,056	52.96	47.04
6	17	15	4	18	2,244	9.84	66	22,806	1,259	985	56.11	43.89
8	25	15	3	17	2,244	9.84	67	22,806	1,176	1,068	52.41	47.59
5	29	15	6	17	2,242	9.83	68	22,806	1,237	1,005	55.17	44.83
6	30	15	3	18	2,242	9.83	69	22,806	1,294	948	57.72	42.28
9	4	15	6	18	2,241	9.83	70	22,806	1,276	965	56.94	43.06
10	15	15	5	17	2,241	9.83	71	22,806	1,261	980	56.27	43.73
10	23	15	6	17	2,240	9.82	72	22,806	1,227	1,013	54.78	45.22
5	21	15	5	17	2,239	9.82	73	22,806	1,170	1,069	52.26	47.74
5	28	15	5	17	2,239	9.82	74	22,806	1,195	1,044	53.37	46.63
6	23	15	3	18	2,237	9.81	75	22,806	1,286	951	57.49	42.51
7	8	15	4	18	2,237	9.81	76	22,806	1,282	955	57.31	42.69
8	18	15	3	17	2,237	9.81	77	22,806	1,212	1,025	54.18	45.82
5	15	15	6	17	2,236	9.80	78	22,806	1,191	1,045	53.26	46.74
6	5	15	6	17	2,236	9.80	79	22,806	1,196	1,040	53.49	46.51
7	24	15	6	18	2,235	9.80	80	22,806	1,233	1,002	55.17	44.83
6	11	15	5	18	2,234	9.80	81	22,806	1,278	956	57.21	42.79
6	30	15	3	17	2,234	9.80	82	22,806	1,238	996	55.42	44.58
8	17	15	2	18	2,233	9.79	83	22,806	1,287	946	57.64	42.36
6	16	15	3	18	2,231	9.78	84	22,806	1,291	940	57.87	42.13
9	10	15	5	16	2,231	9.78	85	22,806	1,141	1,090	51.14	48.86
7	1	15	4	18	2,229	9.77	86	22,806	1,277	952	57.29	42.71
7	14	15	3	18	2,229	9.77	87	22,806	1,267	962	56.84	43.16
7	15	15	4	17	2,229	9.77	88	22,806	1,203	1,026	53.97	46.03
5	22	15	6	16	2,228	9.77	89	22,806	1,045	1,183	46.90	53.10
8	19	15	4	18	2,228	9.77	90	22,806	1,275	953	57.23	42.77
7	27	15	2	18	2,227	9.76	91	22,806	1,289	938	57.88	42.12
7	30	15	5	17	2,224	9.75	92	22,806	1,235	989	55.53	44.47
5	15	15	6	16	2,223	9.75	93	22,806	1,113	1,110	50.07	49.93
7	21	15	3	18	2,222	9.74	94	22,806	1,309	913	58.91	41.09
7	8	15	4	17	2,221	9.74	95	22,806	1,193	1,028	53.71	46.29
4	17	15	6	17	2,220	9.73	96	22,806	1,240	980	55.86	44.14
7	1	15	4	17	2,220	9.73	97	22,806	1,186	1,034	53.42	46.58
8	25	15	3	18	2,220	9.73	98	22,806	1,295	925	58.33	41.67
6	19	15	6	18	2,219	9.73	99	22,806	1,245	974	56.11	43.89
7	31	15	6	15	2,219	9.73	100	22,806	1,123	1,096	50.61	49.39
5	1	15	6	17	2,217	9.72	101	22,806	1,203	1,014	54.26	45.74
7	16	15	5	16	2,217	9.72	102	22,806	1,121	1,096	50.56	49.44
5	22	15	6	17	2,216	9.72	103	22,806	1,126	1,090	50.81	49.19

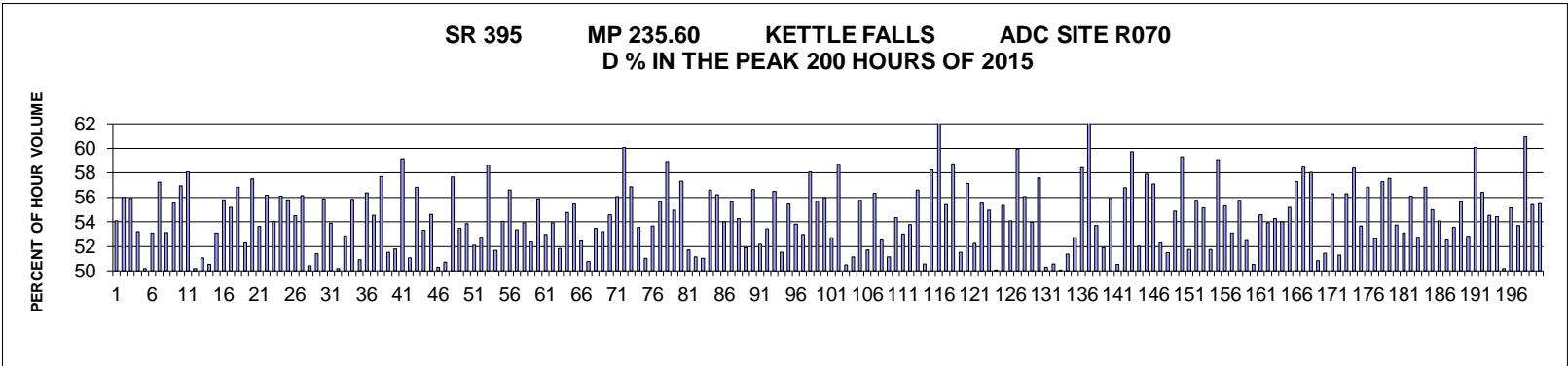
MO	DY	YR	DAY OF WK	HR	HR VOL	PERCENT OF AADT	HOUR NUMBER	AADT	EAST VOLUME	WEST VOLUME	PERCENT EAST IS OF TOTAL VOLUME	PERCENT WEST IS OF TOTAL VOLUME	
	7	3	15	6	12	2,214	9.71	104	22,806	906	1,308	40.92	59.08
	9	5	15	7	12	2,210	9.69	105	22,806	900	1,310	40.72	59.28
	9	18	15	6	16	2,210	9.69	106	22,806	1,112	1,098	50.32	49.68
	7	3	15	6	14	2,209	9.69	107	22,806	1,052	1,157	47.62	52.38
	7	17	15	6	15	2,209	9.69	108	22,806	1,048	1,161	47.44	52.56
	6	25	15	5	17	2,208	9.68	109	22,806	1,152	1,056	52.17	47.83
	10	9	15	6	17	2,208	9.68	110	22,806	1,175	1,033	53.22	46.78
	5	8	15	6	17	2,207	9.68	111	22,806	1,245	962	56.41	43.59
	9	25	15	6	16	2,207	9.68	112	22,806	1,107	1,100	50.16	49.84
	8	21	15	6	15	2,206	9.67	113	22,806	1,087	1,119	49.27	50.73
	8	10	15	2	17	2,205	9.67	114	22,806	1,156	1,049	52.43	47.57
	9	18	15	6	18	2,204	9.66	115	22,806	1,201	1,003	54.49	45.51
	7	7	15	3	18	2,203	9.66	116	22,806	1,281	922	58.15	41.85
	6	23	15	3	17	2,200	9.65	117	22,806	1,189	1,011	54.05	45.95
	8	28	15	6	16	2,200	9.65	118	22,806	1,090	1,110	49.55	50.45
	6	25	15	5	18	2,198	9.64	119	22,806	1,303	895	59.28	40.72
	7	14	15	3	17	2,193	9.62	120	22,806	1,173	1,020	53.49	46.51
	8	14	15	6	17	2,193	9.62	121	22,806	1,118	1,075	50.98	49.02
	9	15	15	3	17	2,192	9.61	122	22,806	1,135	1,057	51.78	48.22
	9	16	15	4	17	2,192	9.61	123	22,806	1,175	1,017	53.60	46.40
	7	17	15	6	14	2,190	9.60	124	22,806	1,099	1,091	50.18	49.82
	5	20	15	4	17	2,189	9.60	125	22,806	1,112	1,077	50.80	49.20
	9	11	15	6	17	2,188	9.59	126	22,806	1,179	1,009	53.88	46.12
	7	3	15	6	15	2,187	9.59	127	22,806	1,010	1,177	46.18	53.82
	7	27	15	2	17	2,186	9.59	128	22,806	1,166	1,020	53.34	46.66
	8	12	15	4	18	2,186	9.59	129	22,806	1,287	899	58.87	41.13
	6	15	15	2	17	2,184	9.58	130	22,806	1,164	1,020	53.30	46.70
	7	10	15	6	15	2,184	9.58	131	22,806	1,029	1,155	47.12	52.88
	8	13	15	5	16	2,184	9.58	132	22,806	1,135	1,049	51.97	48.03
	9	5	15	7	13	2,183	9.57	133	22,806	979	1,204	44.85	55.15
	10	2	15	6	16	2,182	9.57	134	22,806	1,152	1,030	52.80	47.20
	12	4	15	6	17	2,181	9.56	135	22,806	1,193	988	54.70	45.30
	7	7	15	3	17	2,180	9.56	136	22,806	1,164	1,016	53.39	46.61
	10	1	15	5	17	2,180	9.56	137	22,806	1,168	1,012	53.58	46.42
	9	24	15	5	17	2,179	9.55	138	22,806	1,181	998	54.20	45.80
	9	22	15	3	18	2,175	9.54	139	22,806	1,263	912	58.07	41.93
	9	22	15	3	17	2,174	9.53	140	22,806	1,148	1,026	52.81	47.19
	11	5	15	5	17	2,174	9.53	141	22,806	1,214	960	55.84	44.16
	6	12	15	6	17	2,173	9.53	142	22,806	1,143	1,030	52.60	47.40
	7	2	15	5	16	2,173	9.53	143	22,806	1,075	1,098	49.47	50.53
	6	17	15	4	17	2,171	9.52	144	22,806	1,138	1,033	52.42	47.58
	9	3	15	5	16	2,171	9.52	145	22,806	1,120	1,051	51.59	48.41
	9	24	15	5	18	2,171	9.52	146	22,806	1,263	908	58.18	41.82
	10	9	15	6	18	2,171	9.52	147	22,806	1,224	947	56.38	43.62
	6	9	15	3	17	2,170	9.52	148	22,806	1,209	961	55.71	44.29

MO	DY	YR	DAY OF WK	HR	HR VOL	PERCENT OF AADT	HOUR NUMBER	AADT	EAST VOLUME	WEST VOLUME	PERCENT EAST IS OF TOTAL VOLUME	PERCENT WEST IS OF TOTAL VOLUME	
	7	1	15	4	16	2,170	9.52	149	22,806	1,062	1,108	48.94	51.06
	8	7	15	6	16	2,170	9.52	150	22,806	1,097	1,073	50.55	49.45
	11	6	15	6	17	2,170	9.52	151	22,806	1,151	1,019	53.04	46.96
	6	12	15	6	18	2,169	9.51	152	22,806	1,244	925	57.35	42.65
	6	4	15	5	17	2,168	9.51	153	22,806	1,201	967	55.40	44.60
	7	21	15	3	17	2,167	9.50	154	22,806	1,122	1,045	51.78	48.22
	8	27	15	5	16	2,167	9.50	155	22,806	1,096	1,071	50.58	49.42
	9	3	15	5	18	2,167	9.50	156	22,806	1,269	898	58.56	41.44
	10	2	15	6	17	2,167	9.50	157	22,806	1,156	1,011	53.35	46.65
	4	9	15	5	17	2,166	9.50	158	22,806	1,186	980	54.76	45.24
	7	2	15	5	14	2,166	9.50	159	22,806	1,020	1,146	47.09	52.91
	7	20	15	2	18	2,166	9.50	160	22,806	1,301	865	60.06	39.94
	7	24	15	6	16	2,166	9.50	161	22,806	1,067	1,099	49.26	50.74
	8	19	15	4	17	2,166	9.50	162	22,806	1,162	1,004	53.65	46.35
	8	10	15	2	18	2,164	9.49	163	22,806	1,280	884	59.15	40.85
	6	18	15	5	18	2,160	9.47	164	22,806	1,240	920	57.41	42.59
	9	1	15	3	17	2,159	9.47	165	22,806	1,115	1,044	51.64	48.36
	10	13	15	3	17	2,159	9.47	166	22,806	1,170	989	54.19	45.81
	6	18	15	5	17	2,158	9.46	167	22,806	1,122	1,036	51.99	48.01
	8	20	15	5	16	2,158	9.46	168	22,806	1,097	1,061	50.83	49.17
	7	10	15	6	16	2,157	9.46	169	22,806	1,041	1,116	48.26	51.74
	4	10	15	6	17	2,156	9.45	170	22,806	1,119	1,037	51.90	48.10
	5	28	15	5	18	2,156	9.45	171	22,806	1,193	963	55.33	44.67
	9	5	15	7	15	2,156	9.45	172	22,806	1,032	1,124	47.87	52.13
	9	9	15	4	18	2,156	9.45	173	22,806	1,174	982	54.45	45.55
	9	17	15	5	18	2,155	9.45	174	22,806	1,252	903	58.10	41.90
	10	14	15	4	17	2,154	9.44	175	22,806	1,206	948	55.99	44.01
	6	24	15	4	17	2,153	9.44	176	22,806	1,110	1,043	51.56	48.44
	10	8	15	5	17	2,153	9.44	177	22,806	1,139	1,014	52.90	47.10
	5	7	15	5	17	2,152	9.44	178	22,806	1,157	995	53.76	46.24
	5	29	15	6	16	2,152	9.44	179	22,806	1,092	1,060	50.74	49.26
	9	2	15	4	17	2,151	9.43	180	22,806	1,135	1,016	52.77	47.23
	7	9	15	5	16	2,149	9.42	181	22,806	1,100	1,049	51.19	48.81
	9	11	15	6	18	2,148	9.42	182	22,806	1,224	924	56.98	43.02
	9	23	15	4	18	2,148	9.42	183	22,806	1,238	910	57.64	42.36
	8	21	15	6	14	2,146	9.41	184	22,806	1,038	1,108	48.37	51.63
	6	15	15	2	18	2,145	9.41	185	22,806	1,247	898	58.14	41.86
	8	19	15	4	16	2,144	9.40	186	22,806	1,104	1,040	51.49	48.51
	11	25	15	4	16	2,144	9.40	187	22,806	1,109	1,035	51.73	48.27
	6	11	15	5	17	2,143	9.40	188	22,806	1,137	1,006	53.06	46.94
	6	26	15	6	18	2,143	9.40	189	22,806	1,170	973	54.60	45.40
	9	15	15	3	18	2,142	9.39	190	22,806	1,236	906	57.70	42.30
	8	18	15	3	16	2,141	9.39	191	22,806	1,088	1,053	50.82	49.18
	7	3	15	6	17	2,140	9.38	192	22,806	1,017	1,123	47.52	52.48
	6	16	15	3	17	2,137	9.37	193	22,806	1,150	987	53.81	46.19

MO	DY	YR	DAY OF WK	HR	HR VOL	PERCENT OF AADT	HOUR NUMBER	AADT	EAST VOLUME	WEST VOLUME	PERCENT EAST IS OF TOTAL VOLUME	PERCENT WEST IS OF TOTAL VOLUME	
	7	17	15	6	12	2,137	9.37	194	22,806	1,051	1,086	49.18	50.82
	7	23	15	5	16	2,137	9.37	195	22,806	1,071	1,066	50.12	49.88
	5	15	15	6	18	2,136	9.37	196	22,806	1,231	905	57.63	42.37
	7	13	15	2	17	2,136	9.37	197	22,806	1,127	1,009	52.76	47.24
	10	9	15	6	16	2,136	9.37	198	22,806	1,054	1,082	49.34	50.66
	5	21	15	5	16	2,135	9.36	199	22,806	1,107	1,028	51.85	48.15
	7	14	15	3	16	2,135	9.36	200	22,806	1,083	1,052	50.73	49.27



AADT= 7836 K 30 FACTOR= 10.5 K 100 FACTOR= 9.99 K 200 FACTOR= 9.66 D 30 FACTOR= 55.89



MO	DY	YR	DAY OF WK	HR	HR VOL	PERCENT OF AADT	HOUR NUMBER	AADT	NORTH VOLUME	SOUTH VOLUME	PERCENT NORTH IS OF TOTAL VOLUME	PERCENT SOUTH IS OF TOTAL VOLUME
10	2	15	6	16	912	11.64	1	7,836	493	419	54.06	45.94
6	5	15	6	16	886	11.31	2	7,836	496	390	55.98	44.02
8	14	15	6	14	862	11.00	3	7,836	482	380	55.92	44.08
6	4	15	5	17	859	10.96	4	7,836	457	402	53.20	46.80
7	17	15	6	15	859	10.96	5	7,836	431	428	50.17	49.83
7	31	15	6	14	859	10.96	6	7,836	456	403	53.08	46.92
10	16	15	6	17	854	10.90	7	7,836	489	365	57.26	42.74
10	15	15	5	16	851	10.86	8	7,836	452	399	53.11	46.89
7	10	15	6	15	850	10.85	9	7,836	472	378	55.53	44.47
9	10	15	5	17	850	10.85	10	7,836	484	366	56.94	43.06
6	3	15	4	16	849	10.83	11	7,836	493	356	58.07	41.93
9	25	15	6	16	849	10.83	12	7,836	423	426	49.82	50.18
7	31	15	6	13	846	10.80	13	7,836	414	432	48.94	51.06

MO	DY	YR	DAY OF WK	HR	HR VOL	PERCENT OF AADT	HOUR NUMBER	AADT	NORTH VOLUME	SOUTH VOLUME	PERCENT NORTH IS OF TOTAL VOLUME	PERCENT SOUTH IS OF TOTAL VOLUME
10	30	15	6	16	843	10.76	14	7,836	417	426	49.47	50.53
6	12	15	6	16	842	10.75	15	7,836	447	395	53.09	46.91
6	3	15	4	17	837	10.68	16	7,836	467	370	55.79	44.21
6	19	15	6	16	837	10.68	17	7,836	462	375	55.20	44.80
8	7	15	6	15	834	10.64	18	7,836	474	360	56.83	43.17
6	9	15	3	16	832	10.62	19	7,836	435	397	52.28	47.72
7	31	15	6	15	831	10.60	20	7,836	478	353	57.52	42.48
10	3	15	7	13	830	10.59	21	7,836	385	445	46.39	53.61
5	22	15	6	16	828	10.57	22	7,836	465	363	56.16	43.84
5	15	15	6	16	827	10.55	23	7,836	447	380	54.05	45.95
6	10	15	4	17	827	10.55	24	7,836	464	363	56.11	43.89
5	8	15	6	16	826	10.54	25	7,836	461	365	55.81	44.19
6	24	15	4	16	826	10.54	26	7,836	450	376	54.48	45.52
6	10	15	4	16	825	10.53	27	7,836	463	362	56.12	43.88
7	24	15	6	14	825	10.53	28	7,836	416	409	50.42	49.58
9	29	15	3	16	825	10.53	29	7,836	424	401	51.39	48.61
7	3	15	6	12	823	10.50	30	7,836	460	363	55.89	44.11
5	22	15	6	15	822	10.49	31	7,836	443	379	53.89	46.11
8	7	15	6	13	821	10.48	32	7,836	409	412	49.82	50.18
9	4	15	6	16	821	10.48	33	7,836	434	387	52.86	47.14
10	13	15	3	17	820	10.46	34	7,836	458	362	55.85	44.15
10	16	15	6	16	819	10.45	35	7,836	417	402	50.92	49.08
5	27	15	4	17	816	10.41	36	7,836	460	356	56.37	43.63
7	31	15	6	17	816	10.41	37	7,836	445	371	54.53	45.47
10	16	15	6	15	816	10.41	38	7,836	471	345	57.72	42.28
5	1	15	6	16	815	10.40	39	7,836	420	395	51.53	48.47
10	6	15	3	16	815	10.40	40	7,836	422	393	51.78	48.22
11	5	15	5	17	815	10.40	41	7,836	482	333	59.14	40.86
7	2	15	5	12	813	10.38	42	7,836	398	415	48.95	51.05
10	14	15	4	17	813	10.38	43	7,836	462	351	56.83	43.17
5	28	15	5	16	812	10.36	44	7,836	433	379	53.33	46.67
7	15	15	4	16	811	10.35	45	7,836	443	368	54.62	45.38
10	23	15	6	16	811	10.35	46	7,836	408	403	50.31	49.69
10	13	15	3	16	810	10.34	47	7,836	411	399	50.74	49.26
5	7	15	5	17	808	10.31	48	7,836	466	342	57.67	42.33
6	5	15	6	17	808	10.31	49	7,836	432	376	53.47	46.53
7	31	15	6	16	808	10.31	50	7,836	435	373	53.84	46.16
10	7	15	4	16	808	10.31	51	7,836	421	387	52.10	47.90
4	17	15	6	16	806	10.29	52	7,836	425	381	52.73	47.27
5	20	15	4	17	805	10.27	53	7,836	472	333	58.63	41.37
9	18	15	6	16	805	10.27	54	7,836	389	416	48.32	51.68
10	9	15	6	15	805	10.27	55	7,836	435	370	54.04	45.96
5	1	15	6	15	804	10.26	56	7,836	455	349	56.59	43.41
7	10	15	6	16	804	10.26	57	7,836	429	375	53.36	46.64
12	15	15	3	16	803	10.25	58	7,836	433	370	53.92	46.08

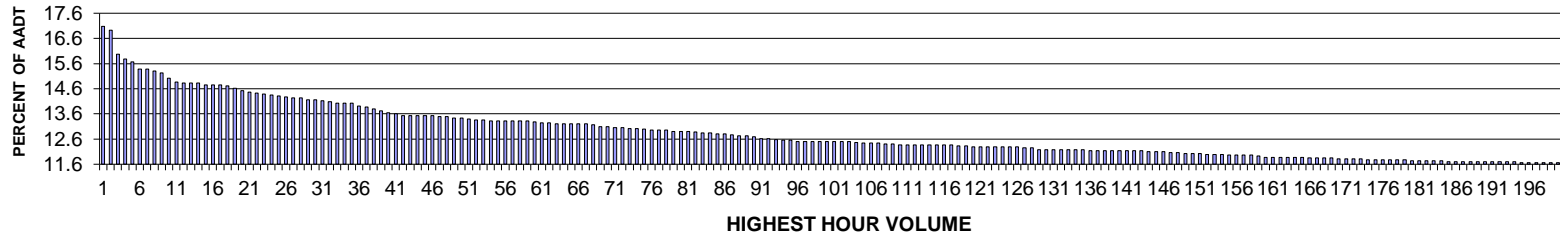
MO	DY	YR	DAY OF WK	HR	HR VOL	PERCENT OF AADT	HOUR NUMBER	AADT	NORTH VOLUME	SOUTH VOLUME	PERCENT NORTH IS OF TOTAL VOLUME	PERCENT SOUTH IS OF TOTAL VOLUME
5	29	15	6	16	802	10.23	59	7,836	420	382	52.37	47.63
7	17	15	6	16	802	10.23	60	7,836	448	354	55.86	44.14
8	7	15	6	16	802	10.23	61	7,836	425	377	52.99	47.01
7	2	15	5	16	801	10.22	62	7,836	432	369	53.93	46.07
9	8	15	3	16	801	10.22	63	7,836	415	386	51.81	48.19
7	24	15	6	16	798	10.18	64	7,836	437	361	54.76	45.24
6	11	15	5	17	797	10.17	65	7,836	442	355	55.46	44.54
10	2	15	6	15	797	10.17	66	7,836	418	379	52.45	47.55
7	31	15	6	12	796	10.16	67	7,836	404	392	50.75	49.25
6	26	15	6	12	795	10.15	68	7,836	370	425	46.54	53.46
7	10	15	6	14	795	10.15	69	7,836	423	372	53.21	46.79
8	11	15	3	16	795	10.15	70	7,836	434	361	54.59	45.41
4	1	15	4	16	794	10.13	71	7,836	445	349	56.05	43.95
5	21	15	5	17	794	10.13	72	7,836	477	317	60.08	39.92
6	5	15	6	15	793	10.12	73	7,836	451	342	56.87	43.13
8	7	15	6	14	792	10.11	74	7,836	424	368	53.54	46.46
8	18	15	3	16	792	10.11	75	7,836	404	388	51.01	48.99
9	9	15	4	16	792	10.11	76	7,836	425	367	53.66	46.34
7	16	15	5	17	791	10.09	77	7,836	440	351	55.63	44.37
9	23	15	4	17	791	10.09	78	7,836	466	325	58.91	41.09
6	11	15	5	16	790	10.08	79	7,836	434	356	54.94	45.06
8	7	15	6	17	790	10.08	80	7,836	453	337	57.34	42.66
10	21	15	4	16	789	10.07	81	7,836	408	381	51.71	48.29
4	23	15	5	16	788	10.06	82	7,836	403	385	51.14	48.86
9	22	15	3	16	788	10.06	83	7,836	402	386	51.02	48.98
10	3	15	7	14	788	10.06	84	7,836	342	446	43.40	56.60
10	21	15	4	17	788	10.06	85	7,836	443	345	56.22	43.78
7	22	15	4	17	787	10.04	86	7,836	425	362	54.00	46.00
9	9	15	4	17	787	10.04	87	7,836	438	349	55.65	44.35
11	20	15	6	16	787	10.04	88	7,836	427	360	54.26	45.74
6	12	15	6	15	786	10.03	89	7,836	408	378	51.91	48.09
7	17	15	6	17	786	10.03	90	7,836	445	341	56.62	43.38
7	22	15	4	15	786	10.03	91	7,836	410	376	52.16	47.84
8	5	15	4	14	786	10.03	92	7,836	420	366	53.44	46.56
8	10	15	2	16	786	10.03	93	7,836	444	342	56.49	43.51
9	1	15	3	16	786	10.03	94	7,836	405	381	51.53	48.47
10	20	15	3	17	786	10.03	95	7,836	436	350	55.47	44.53
11	10	15	3	16	786	10.03	96	7,836	423	363	53.82	46.18
5	22	15	6	14	785	10.02	97	7,836	416	369	52.99	47.01
7	2	15	5	17	785	10.02	98	7,836	456	329	58.09	41.91
5	7	15	5	16	783	9.99	99	7,836	436	347	55.68	44.32
8	5	15	4	15	783	9.99	100	7,836	438	345	55.94	44.06
4	28	15	3	16	782	9.98	101	7,836	370	412	47.31	52.69
6	17	15	4	17	782	9.98	102	7,836	459	323	58.70	41.30
8	6	15	5	16	782	9.98	103	7,836	387	395	49.49	50.51

MO	DY	YR	DAY OF WK	HR	HR VOL	PERCENT OF AADT	HOUR NUMBER	AADT	NORTH VOLUME	SOUTH VOLUME	PERCENT NORTH IS OF TOTAL VOLUME	PERCENT SOUTH IS OF TOTAL VOLUME
11	6	15	6	16	782	9.98	104	7,836	400	382	51.15	48.85
12	4	15	6	16	782	9.98	105	7,836	436	346	55.75	44.25
7	2	15	5	13	781	9.97	106	7,836	404	377	51.73	48.27
10	2	15	6	17	781	9.97	107	7,836	440	341	56.34	43.66
10	9	15	6	16	781	9.97	108	7,836	410	371	52.50	47.50
8	14	15	6	16	780	9.95	109	7,836	399	381	51.15	48.85
12	11	15	6	16	780	9.95	110	7,836	424	356	54.36	45.64
1	7	15	4	16	779	9.94	111	7,836	413	366	53.02	46.98
5	5	15	3	17	779	9.94	112	7,836	419	360	53.79	46.21
7	1	15	4	15	779	9.94	113	7,836	441	338	56.61	43.39
8	6	15	5	13	779	9.94	114	7,836	385	394	49.42	50.58
5	22	15	6	17	778	9.93	115	7,836	453	325	58.23	41.77
6	5	15	6	18	778	9.93	116	7,836	505	273	64.91	35.09
6	18	15	5	17	778	9.93	117	7,836	431	347	55.40	44.60
6	19	15	6	15	778	9.93	118	7,836	457	321	58.74	41.26
7	17	15	6	13	778	9.93	119	7,836	401	377	51.54	48.46
7	1	15	4	17	777	9.92	120	7,836	444	333	57.14	42.86
10	22	15	5	16	777	9.92	121	7,836	406	371	52.25	47.75
6	4	15	5	16	776	9.90	122	7,836	431	345	55.54	44.46
6	25	15	5	16	775	9.89	123	7,836	426	349	54.97	45.03
7	24	15	6	13	775	9.89	124	7,836	387	388	49.94	50.06
9	18	15	6	15	775	9.89	125	7,836	429	346	55.35	44.65
9	23	15	4	16	775	9.89	126	7,836	419	356	54.06	45.94
10	8	15	5	17	774	9.88	127	7,836	464	310	59.95	40.05
10	23	15	6	17	774	9.88	128	7,836	434	340	56.07	43.93
6	18	15	5	16	773	9.86	129	7,836	417	356	53.95	46.05
7	30	15	5	17	773	9.86	130	7,836	445	328	57.57	42.43
8	3	15	2	14	773	9.86	131	7,836	384	389	49.68	50.32
9	10	15	5	16	773	9.86	132	7,836	391	382	50.58	49.42
9	11	15	6	16	773	9.86	133	7,836	387	386	50.06	49.94
10	3	15	7	12	773	9.86	134	7,836	397	376	51.36	48.64
7	15	15	4	17	772	9.85	135	7,836	407	365	52.72	47.28
8	13	15	5	17	772	9.85	136	7,836	451	321	58.42	41.58
5	21	15	5	18	771	9.84	137	7,836	490	281	63.55	36.45
8	7	15	6	12	771	9.84	138	7,836	357	414	46.30	53.70
9	30	15	4	16	769	9.81	139	7,836	399	370	51.89	48.11
9	30	15	4	17	769	9.81	140	7,836	430	339	55.92	44.08
6	19	15	6	14	768	9.80	141	7,836	380	388	49.48	50.52
9	8	15	3	17	768	9.80	142	7,836	436	332	56.77	43.23
4	28	15	3	17	767	9.79	143	7,836	458	309	59.71	40.29
5	4	15	2	16	767	9.79	144	7,836	399	368	52.02	47.98
5	4	15	2	17	767	9.79	145	7,836	444	323	57.89	42.11
5	6	15	4	17	767	9.79	146	7,836	438	329	57.11	42.89
5	29	15	6	15	767	9.79	147	7,836	401	366	52.28	47.72
6	6	15	7	13	767	9.79	148	7,836	395	372	51.50	48.50

MO	DY	YR	DAY OF WK	HR	HR VOL	PERCENT OF AADT	HOUR NUMBER	AADT	NORTH VOLUME	SOUTH VOLUME	PERCENT NORTH IS OF TOTAL VOLUME	PERCENT SOUTH IS OF TOTAL VOLUME
6	26	15	6	17	767	9.79	149	7,836	421	346	54.89	45.11
8	3	15	2	17	767	9.79	150	7,836	455	312	59.32	40.68
10	14	15	4	16	767	9.79	151	7,836	397	370	51.76	48.24
6	16	15	3	17	766	9.78	152	7,836	427	339	55.74	44.26
6	26	15	6	15	765	9.76	153	7,836	422	343	55.16	44.84
7	8	15	4	15	765	9.76	154	7,836	396	369	51.76	48.24
8	6	15	5	17	765	9.76	155	7,836	452	313	59.08	40.92
9	3	15	5	17	765	9.76	156	7,836	423	342	55.29	44.71
9	15	15	3	16	765	9.76	157	7,836	406	359	53.07	46.93
5	15	15	6	17	764	9.75	158	7,836	426	338	55.76	44.24
6	1	15	2	16	764	9.75	159	7,836	401	363	52.49	47.51
6	23	15	3	16	764	9.75	160	7,836	378	386	49.48	50.52
9	25	15	6	15	764	9.75	161	7,836	417	347	54.58	45.42
10	20	15	3	16	764	9.75	162	7,836	412	352	53.93	46.07
5	20	15	4	16	763	9.74	163	7,836	414	349	54.26	45.74
6	30	15	3	16	763	9.74	164	7,836	412	351	54.00	46.00
7	8	15	4	17	763	9.74	165	7,836	421	342	55.18	44.82
7	22	15	4	16	763	9.74	166	7,836	437	326	57.27	42.73
7	29	15	4	17	763	9.74	167	7,836	446	317	58.45	41.55
9	28	15	2	17	763	9.74	168	7,836	443	320	58.06	41.94
10	2	15	6	14	763	9.74	169	7,836	388	375	50.85	49.15
5	26	15	3	16	762	9.72	170	7,836	392	370	51.44	48.56
5	29	15	6	17	762	9.72	171	7,836	429	333	56.30	43.70
7	2	15	5	14	762	9.72	172	7,836	391	371	51.31	48.69
7	7	15	3	17	762	9.72	173	7,836	429	333	56.30	43.70
8	5	15	4	16	762	9.72	174	7,836	445	317	58.40	41.60
9	2	15	4	16	762	9.72	175	7,836	409	353	53.67	46.33
9	4	15	6	15	762	9.72	176	7,836	433	329	56.82	43.18
10	5	15	2	16	762	9.72	177	7,836	401	361	52.62	47.38
6	24	15	4	17	761	9.71	178	7,836	436	325	57.29	42.71
7	2	15	5	15	761	9.71	179	7,836	438	323	57.56	42.44
7	6	15	2	16	761	9.71	180	7,836	409	352	53.75	46.25
9	21	15	2	16	761	9.71	181	7,836	404	357	53.09	46.91
10	5	15	2	17	761	9.71	182	7,836	427	334	56.11	43.89
5	5	15	3	16	760	9.70	183	7,836	401	359	52.76	47.24
5	18	15	2	17	760	9.70	184	7,836	432	328	56.84	43.16
6	9	15	3	17	760	9.70	185	7,836	418	342	55.00	45.00
7	3	15	6	13	760	9.70	186	7,836	411	349	54.08	45.92
7	9	15	5	16	760	9.70	187	7,836	399	361	52.50	47.50
9	3	15	5	16	760	9.70	188	7,836	407	353	53.55	46.45
10	27	15	3	17	760	9.70	189	7,836	423	337	55.66	44.34
7	7	15	3	15	759	9.69	190	7,836	401	358	52.83	47.17
8	31	15	2	17	759	9.69	191	7,836	456	303	60.08	39.92
9	11	15	6	15	759	9.69	192	7,836	428	331	56.39	43.61
9	28	15	2	16	759	9.69	193	7,836	414	345	54.55	45.45

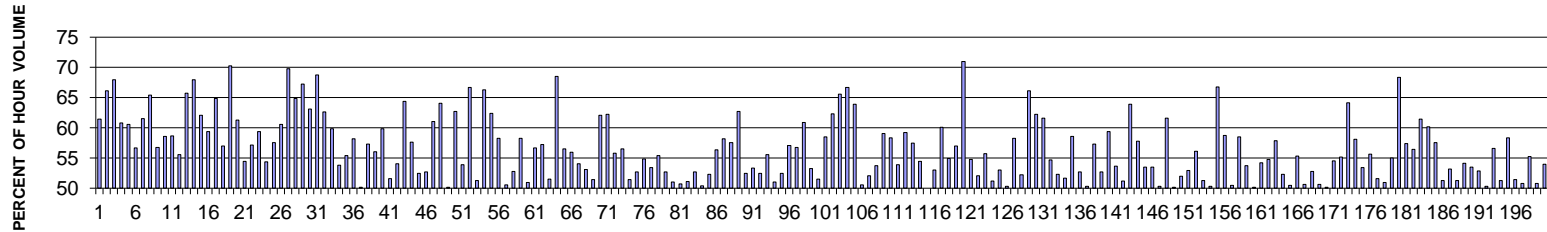
MO	DY	YR	DAY OF WK	HR	HR VOL	PERCENT OF AADT	HOUR NUMBER	AADT	NORTH VOLUME	SOUTH VOLUME	PERCENT NORTH IS OF TOTAL VOLUME	PERCENT SOUTH IS OF TOTAL VOLUME	
	9	29	15	3	17	759	9.69	194	7,836	413	346	54.41	45.59
	11	6	15	6	15	759	9.69	195	7,836	378	381	49.80	50.20
	6	6	15	7	14	758	9.67	196	7,836	418	340	55.15	44.85
	6	26	15	6	16	758	9.67	197	7,836	407	351	53.69	46.31
	7	3	15	6	15	758	9.67	198	7,836	462	296	60.95	39.05
	7	28	15	3	15	758	9.67	199	7,836	420	338	55.41	44.59
	4	9	15	5	17	757	9.66	200	7,836	420	337	55.48	44.52

**SR 101 MP 204.00 SAPPHO ADC SITE R073
K FOR PEAK 200 HOURS OF 2015**



AADT= 2718 K 30 FACTOR= 14.16 K 100 FACTOR= 12.51 K 200 FACTOR= 11.66 D 30 FACTOR= 63.12

**SR 101 MP 204.00 SAPPHO ADC SITE R073
D % IN THE PEAK 200 HOURS OF 2015**



MO	DY	YR	DAY OF WK	HR	HR VOL	PERCENT OF AADT	HOUR NUMBER	AADT	NORTH VOLUME	SOUTH VOLUME	PERCENT NORTH IS OF TOTAL VOLUME	PERCENT SOUTH IS OF TOTAL VOLUME
8	23	15	1	13	464	17.07	1	2,718	285	179	61.42	38.58
7	5	15	1	12	460	16.92	2	2,718	304	156	66.09	33.91
7	5	15	1	14	434	15.97	3	2,718	295	139	67.97	32.03
7	3	15	6	14	429	15.78	4	2,718	168	261	39.16	60.84
9	7	15	2	14	426	15.67	5	2,718	258	168	60.56	39.44
7	3	15	6	18	418	15.38	6	2,718	181	237	43.30	56.70
8	2	15	1	13	418	15.38	7	2,718	257	161	61.48	38.52
7	3	15	6	15	416	15.31	8	2,718	144	272	34.62	65.38
7	19	15	1	14	414	15.23	9	2,718	235	179	56.76	43.24
8	2	15	1	16	408	15.01	10	2,718	239	169	58.58	41.42
8	16	15	1	14	404	14.86	11	2,718	237	167	58.66	41.34
7	4	15	7	15	403	14.83	12	2,718	224	179	55.58	44.42
7	5	15	1	13	403	14.83	13	2,718	265	138	65.76	34.24

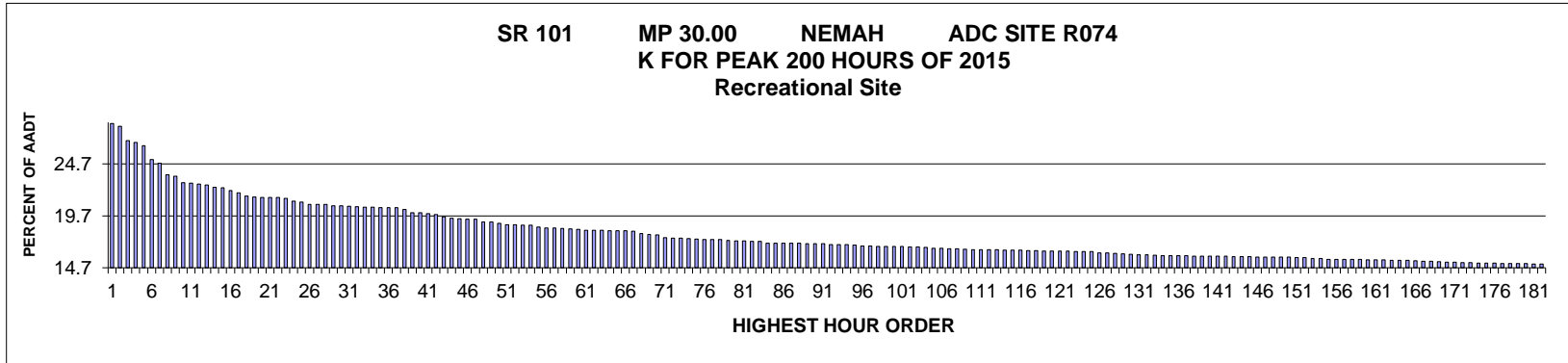
MO	DY	YR	DAY OF WK	HR	HR VOL	PERCENT OF AADT	HOUR NUMBER	AADT	NORTH VOLUME	SOUTH VOLUME	PERCENT NORTH IS OF TOTAL VOLUME	PERCENT SOUTH IS OF TOTAL VOLUME
7	5	15	1	15	403	14.83	14	2,718	274	129	67.99	32.01
7	5	15	1	16	401	14.75	15	2,718	249	152	62.09	37.91
7	19	15	1	11	401	14.75	16	2,718	238	163	59.35	40.65
9	7	15	2	12	401	14.75	17	2,718	260	141	64.84	35.16
7	31	15	6	12	400	14.72	18	2,718	172	228	43.00	57.00
7	4	15	7	11	397	14.61	19	2,718	118	279	29.72	70.28
8	16	15	1	13	395	14.53	20	2,718	242	153	61.27	38.73
7	3	15	6	16	393	14.46	21	2,718	179	214	45.55	54.45
8	16	15	1	12	392	14.42	22	2,718	224	168	57.14	42.86
7	3	15	6	17	391	14.39	23	2,718	159	232	40.66	59.34
7	19	15	1	13	390	14.35	24	2,718	212	178	54.36	45.64
5	24	15	1	15	389	14.31	25	2,718	224	165	57.58	42.42
8	2	15	1	14	388	14.28	26	2,718	235	153	60.57	39.43
7	4	15	7	12	387	14.24	27	2,718	117	270	30.23	69.77
9	7	15	2	13	387	14.24	28	2,718	251	136	64.86	35.14
7	19	15	1	15	385	14.16	29	2,718	259	126	67.27	32.73
8	23	15	1	12	385	14.16	30	2,718	243	142	63.12	36.88
9	5	15	7	12	384	14.13	31	2,718	120	264	31.25	68.75
8	16	15	1	15	383	14.09	32	2,718	240	143	62.66	37.34
6	28	15	1	12	381	14.02	33	2,718	228	153	59.84	40.16
7	4	15	7	14	381	14.02	34	2,718	176	205	46.19	53.81
8	22	15	7	12	381	14.02	35	2,718	170	211	44.62	55.38
8	23	15	1	14	378	13.91	36	2,718	220	158	58.20	41.80
9	5	15	7	17	377	13.87	37	2,718	189	188	50.13	49.87
9	6	15	1	12	375	13.80	38	2,718	160	215	42.67	57.33
8	2	15	1	12	373	13.72	39	2,718	209	164	56.03	43.97
7	19	15	1	12	371	13.65	40	2,718	222	149	59.84	40.16
5	24	15	1	13	370	13.61	41	2,718	191	179	51.62	48.38
6	28	15	1	13	368	13.54	42	2,718	199	169	54.08	45.92
7	5	15	1	17	368	13.54	43	2,718	237	131	64.40	35.60
7	19	15	1	16	368	13.54	44	2,718	212	156	57.61	42.39
9	5	15	7	18	368	13.54	45	2,718	193	175	52.45	47.55
9	12	15	7	16	368	13.54	46	2,718	194	174	52.72	47.28
8	23	15	1	16	367	13.50	47	2,718	224	143	61.04	38.96
9	7	15	2	16	367	13.50	48	2,718	235	132	64.03	35.97
8	22	15	7	16	365	13.43	49	2,718	183	182	50.14	49.86
9	5	15	7	15	365	13.43	50	2,718	136	229	37.26	62.74
9	5	15	7	16	364	13.39	51	2,718	168	196	46.15	53.85
6	27	15	7	13	363	13.36	52	2,718	121	242	33.33	66.67
7	31	15	6	15	363	13.36	53	2,718	177	186	48.76	51.24
7	3	15	6	12	362	13.32	54	2,718	122	240	33.70	66.30
7	3	15	6	13	362	13.32	55	2,718	136	226	37.57	62.43
7	4	15	7	17	362	13.32	56	2,718	211	151	58.29	41.71
8	8	15	7	12	362	13.32	57	2,718	179	183	49.45	50.55
8	14	15	6	15	362	13.32	58	2,718	171	191	47.24	52.76

MO	DY	YR	DAY OF WK	HR	HR VOL	PERCENT OF AADT	HOUR NUMBER	AADT	NORTH VOLUME	SOUTH VOLUME	PERCENT NORTH IS OF TOTAL VOLUME	PERCENT SOUTH IS OF TOTAL VOLUME
8	22	15	7	13	362	13.32	59	2,718	151	211	41.71	58.29
8	14	15	6	12	361	13.28	60	2,718	177	184	49.03	50.97
6	28	15	1	11	360	13.25	61	2,718	204	156	56.67	43.33
8	12	15	4	12	360	13.25	62	2,718	154	206	42.78	57.22
5	23	15	7	17	359	13.21	63	2,718	185	174	51.53	48.47
7	5	15	1	11	359	13.21	64	2,718	246	113	68.52	31.48
7	26	15	1	12	359	13.21	65	2,718	203	156	56.55	43.45
8	4	15	3	16	359	13.21	66	2,718	201	158	55.99	44.01
9	11	15	6	16	359	13.21	67	2,718	165	194	45.96	54.04
5	24	15	1	12	358	13.17	68	2,718	168	190	46.93	53.07
8	1	15	7	15	356	13.10	69	2,718	173	183	48.60	51.40
8	2	15	1	15	356	13.10	70	2,718	221	135	62.08	37.92
8	16	15	1	16	355	13.06	71	2,718	221	134	62.25	37.75
9	6	15	1	16	355	13.06	72	2,718	198	157	55.77	44.23
7	31	15	6	11	354	13.02	73	2,718	154	200	43.50	56.50
8	1	15	7	17	354	13.02	74	2,718	182	172	51.41	48.59
8	13	15	5	17	353	12.99	75	2,718	186	167	52.69	47.31
6	27	15	7	17	352	12.95	76	2,718	159	193	45.17	54.83
8	1	15	7	13	352	12.95	77	2,718	164	188	46.59	53.41
9	6	15	1	15	352	12.95	78	2,718	195	157	55.40	44.60
8	1	15	7	14	351	12.91	79	2,718	166	185	47.29	52.71
8	18	15	3	16	351	12.91	80	2,718	172	179	49.00	51.00
9	6	15	1	13	351	12.91	81	2,718	173	178	49.29	50.71
7	18	15	7	16	350	12.88	82	2,718	179	171	51.14	48.86
5	24	15	1	14	349	12.84	83	2,718	184	165	52.72	47.28
9	6	15	1	14	349	12.84	84	2,718	173	176	49.57	50.43
7	17	15	6	16	348	12.80	85	2,718	166	182	47.70	52.30
8	21	15	6	17	348	12.80	86	2,718	196	152	56.32	43.68
9	7	15	2	15	347	12.77	87	2,718	202	145	58.21	41.79
8	22	15	7	17	346	12.73	88	2,718	199	147	57.51	42.49
9	19	15	7	16	346	12.73	89	2,718	217	129	62.72	37.28
8	1	15	7	18	345	12.69	90	2,718	164	181	47.54	52.46
8	9	15	1	13	343	12.62	91	2,718	183	160	53.35	46.65
9	11	15	6	17	343	12.62	92	2,718	180	163	52.48	47.52
6	27	15	7	14	342	12.58	93	2,718	152	190	44.44	55.56
6	27	15	7	18	341	12.55	94	2,718	167	174	48.97	51.03
7	31	15	6	16	341	12.55	95	2,718	179	162	52.49	47.51
6	27	15	7	16	340	12.51	96	2,718	194	146	57.06	42.94
7	2	15	5	15	340	12.51	97	2,718	147	193	43.24	56.76
7	18	15	7	12	340	12.51	98	2,718	133	207	39.12	60.88
7	24	15	6	16	340	12.51	99	2,718	159	181	46.76	53.24
8	7	15	6	16	340	12.51	100	2,718	165	175	48.53	51.47
8	8	15	7	16	340	12.51	101	2,718	199	141	58.53	41.47
8	23	15	1	15	340	12.51	102	2,718	212	128	62.35	37.65
9	5	15	7	11	340	12.51	103	2,718	117	223	34.41	65.59

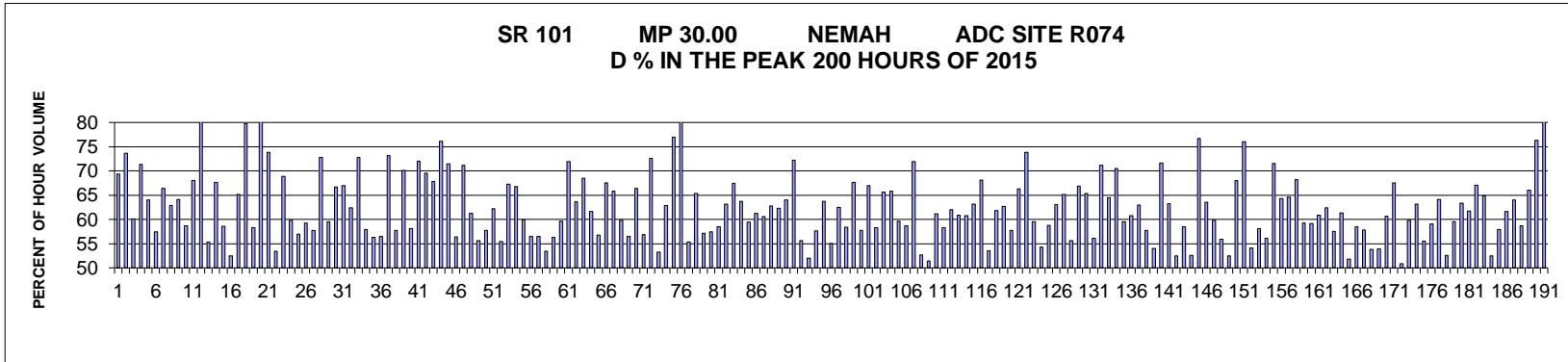
MO	DY	YR	DAY OF WK	HR	HR VOL	PERCENT OF AADT	HOUR NUMBER	AADT	NORTH VOLUME	SOUTH VOLUME	PERCENT NORTH IS OF TOTAL VOLUME	PERCENT SOUTH IS OF TOTAL VOLUME
5	25	15	2	13	339	12.47	104	2,718	226	113	66.67	33.33
7	26	15	1	14	338	12.44	105	2,718	216	122	63.91	36.09
8	1	15	7	16	338	12.44	106	2,718	167	171	49.41	50.59
8	3	15	2	12	338	12.44	107	2,718	162	176	47.93	52.07
9	12	15	7	14	337	12.40	108	2,718	156	181	46.29	53.71
9	12	15	7	18	337	12.40	109	2,718	199	138	59.05	40.95
7	4	15	7	16	336	12.36	110	2,718	196	140	58.33	41.67
7	18	15	7	17	336	12.36	111	2,718	181	155	53.87	46.13
8	6	15	5	17	336	12.36	112	2,718	199	137	59.23	40.77
8	7	15	6	17	336	12.36	113	2,718	193	143	57.44	42.56
8	9	15	1	14	336	12.36	114	2,718	183	153	54.46	45.54
8	12	15	4	15	336	12.36	115	2,718	168	168	50.00	50.00
8	13	15	5	15	336	12.36	116	2,718	158	178	47.02	52.98
9	6	15	1	17	336	12.36	117	2,718	202	134	60.12	39.88
7	17	15	6	15	335	12.33	118	2,718	151	184	45.07	54.93
8	5	15	4	17	335	12.33	119	2,718	191	144	57.01	42.99
5	25	15	2	14	334	12.29	120	2,718	237	97	70.96	29.04
7	25	15	7	17	334	12.29	121	2,718	183	151	54.79	45.21
8	2	15	1	11	334	12.29	122	2,718	160	174	47.90	52.10
8	6	15	5	12	334	12.29	123	2,718	148	186	44.31	55.69
8	6	15	5	16	334	12.29	124	2,718	171	163	51.20	48.80
8	9	15	1	15	334	12.29	125	2,718	177	157	52.99	47.01
8	22	15	7	15	334	12.29	126	2,718	166	168	49.70	50.30
8	9	15	1	16	333	12.25	127	2,718	194	139	58.26	41.74
8	14	15	6	16	333	12.25	128	2,718	174	159	52.25	47.75
5	25	15	2	12	331	12.18	129	2,718	219	112	66.16	33.84
6	28	15	1	14	331	12.18	130	2,718	206	125	62.24	37.76
7	12	15	1	12	331	12.18	131	2,718	204	127	61.63	38.37
7	30	15	5	15	331	12.18	132	2,718	181	150	54.68	45.32
8	11	15	3	14	331	12.18	133	2,718	158	173	47.73	52.27
8	17	15	2	18	331	12.18	134	2,718	160	171	48.34	51.66
9	5	15	7	14	331	12.18	135	2,718	137	194	41.39	58.61
7	23	15	5	16	330	12.14	136	2,718	174	156	52.73	47.27
7	24	15	6	15	330	12.14	137	2,718	166	164	50.30	49.70
7	30	15	5	11	330	12.14	138	2,718	141	189	42.73	57.27
7	31	15	6	13	330	12.14	139	2,718	156	174	47.27	52.73
8	5	15	4	12	330	12.14	140	2,718	134	196	40.61	59.39
8	13	15	5	12	330	12.14	141	2,718	153	177	46.36	53.64
8	15	15	7	17	330	12.14	142	2,718	169	161	51.21	48.79
9	20	15	1	12	330	12.14	143	2,718	211	119	63.94	36.06
5	24	15	1	16	329	12.10	144	2,718	190	139	57.75	42.25
7	10	15	6	15	329	12.10	145	2,718	153	176	46.50	53.50
8	19	15	4	16	329	12.10	146	2,718	176	153	53.50	46.50
7	24	15	6	13	328	12.07	147	2,718	165	163	50.30	49.70
9	5	15	7	13	328	12.07	148	2,718	126	202	38.41	61.59

MO	DY	YR	DAY OF WK	HR	HR VOL	PERCENT OF AADT	HOUR NUMBER	AADT	NORTH VOLUME	SOUTH VOLUME	PERCENT NORTH IS OF TOTAL VOLUME	PERCENT SOUTH IS OF TOTAL VOLUME
7	2	15	5	17	327	12.03	149	2,718	163	164	49.85	50.15
8	4	15	3	13	327	12.03	150	2,718	157	170	48.01	51.99
9	10	15	5	16	327	12.03	151	2,718	173	154	52.91	47.09
7	3	15	6	11	326	11.99	152	2,718	143	183	43.87	56.13
7	30	15	5	16	326	11.99	153	2,718	159	167	48.77	51.23
8	12	15	4	14	326	11.99	154	2,718	164	162	50.31	49.69
5	24	15	1	17	325	11.96	155	2,718	217	108	66.77	33.23
7	12	15	1	15	325	11.96	156	2,718	191	134	58.77	41.23
8	21	15	6	18	325	11.96	157	2,718	161	164	49.54	50.46
9	13	15	1	13	325	11.96	158	2,718	190	135	58.46	41.54
8	22	15	7	11	324	11.92	159	2,718	150	174	46.30	53.70
5	23	15	7	16	323	11.88	160	2,718	161	162	49.85	50.15
6	27	15	7	15	323	11.88	161	2,718	148	175	45.82	54.18
7	2	15	5	16	323	11.88	162	2,718	146	177	45.20	54.80
7	18	15	7	14	323	11.88	163	2,718	136	187	42.11	57.89
8	11	15	3	16	323	11.88	164	2,718	169	154	52.32	47.68
8	14	15	6	13	323	11.88	165	2,718	160	163	49.54	50.46
6	27	15	7	11	322	11.85	166	2,718	144	178	44.72	55.28
7	24	15	6	12	322	11.85	167	2,718	159	163	49.38	50.62
7	31	15	6	14	322	11.85	168	2,718	152	170	47.20	52.80
8	20	15	5	11	322	11.85	169	2,718	163	159	50.62	49.38
8	17	15	2	17	321	11.81	170	2,718	161	160	50.16	49.84
9	6	15	1	18	321	11.81	171	2,718	175	146	54.52	45.48
9	10	15	5	17	321	11.81	172	2,718	177	144	55.14	44.86
9	13	15	1	15	321	11.81	173	2,718	206	115	64.17	35.83
7	3	15	6	19	320	11.77	174	2,718	134	186	41.88	58.13
7	29	15	4	17	320	11.77	175	2,718	171	149	53.44	46.56
8	3	15	2	15	320	11.77	176	2,718	178	142	55.63	44.38
8	7	15	6	14	320	11.77	177	2,718	165	155	51.56	48.44
8	11	15	3	13	320	11.77	178	2,718	157	163	49.06	50.94
9	19	15	7	13	320	11.77	179	2,718	176	144	55.00	45.00
7	26	15	1	16	319	11.74	180	2,718	218	101	68.34	31.66
8	1	15	7	12	319	11.74	181	2,718	136	183	42.63	57.37
8	10	15	2	12	319	11.74	182	2,718	139	180	43.57	56.43
9	12	15	7	11	319	11.74	183	2,718	123	196	38.56	61.44
9	12	15	7	17	319	11.74	184	2,718	192	127	60.19	39.81
7	3	15	6	20	318	11.70	185	2,718	135	183	42.45	57.55
7	17	15	6	12	318	11.70	186	2,718	155	163	48.74	51.26
7	23	15	5	15	318	11.70	187	2,718	169	149	53.14	46.86
7	25	15	7	15	318	11.70	188	2,718	163	155	51.26	48.74
7	25	15	7	16	318	11.70	189	2,718	172	146	54.09	45.91
7	31	15	6	18	318	11.70	190	2,718	148	170	46.54	53.46
8	5	15	4	15	318	11.70	191	2,718	168	150	52.83	47.17
8	6	15	5	15	318	11.70	192	2,718	160	158	50.31	49.69
8	15	15	7	15	318	11.70	193	2,718	138	180	43.40	56.60

MO	DY	YR	DAY OF WK	HR	HR VOL	PERCENT OF AADT	HOUR NUMBER	AADT	NORTH VOLUME	SOUTH VOLUME	PERCENT NORTH IS OF TOTAL VOLUME	PERCENT SOUTH IS OF TOTAL VOLUME
8	26	15	4	17	318	11.70	194	2,718	163	155	51.26	48.74
7	18	15	7	15	317	11.66	195	2,718	132	185	41.64	58.36
7	24	15	6	14	317	11.66	196	2,718	154	163	48.58	51.42
7	29	15	4	16	317	11.66	197	2,718	156	161	49.21	50.79
8	11	15	3	17	317	11.66	198	2,718	175	142	55.21	44.79
8	12	15	4	16	317	11.66	199	2,718	156	161	49.21	50.79
8	15	15	7	12	317	11.66	200	2,718	146	171	46.06	53.94



AADT= 2583 K 30 FACTOR= 20.67 K 100 FACTOR= 16.76 K 200 FACTOR= 14.75 D 100 FACTOR= 57.74



MO	DY	YR	DAY OF WK	HR	HR VOL	PERCENT OF AADT	HOUR NUMBER	AADT	NORTH VOLUME	SOUTH VOLUME	PERCENT NORTH IS OF TOTAL VOLUME	PERCENT SOUTH IS OF TOTAL VOLUME
7	5	15	1	14	738	28.57	1	2,583	512	226	69.38	30.62
7	5	15	1	12	731	28.30	2	2,583	538	193	73.60	26.40
8	23	15	1	13	696	26.95	3	2,583	418	278	60.06	39.94
7	5	15	1	13	691	26.75	4	2,583	493	198	71.35	28.65
8	23	15	1	12	683	26.44	5	2,583	437	246	63.98	36.02
8	23	15	1	14	649	25.13	6	2,583	373	276	57.47	42.53
7	5	15	1	15	640	24.78	7	2,583	425	215	66.41	33.59
7	19	15	1	13	611	23.65	8	2,583	384	227	62.85	37.15
7	5	15	1	16	607	23.50	9	2,583	389	218	64.09	35.91
8	16	15	1	14	591	22.88	10	2,583	347	244	58.71	41.29
8	23	15	1	16	590	22.84	11	2,583	401	189	67.97	32.03
7	5	15	1	11	588	22.76	12	2,583	472	116	80.27	19.73
8	2	15	1	14	586	22.69	13	2,583	324	262	55.29	44.71

MO	DY	YR	DAY OF WK	HR	HR VOL	PERCENT OF AADT	HOUR NUMBER	AADT	NORTH VOLUME	SOUTH VOLUME	PERCENT NORTH IS OF TOTAL VOLUME	PERCENT SOUTH IS OF TOTAL VOLUME
7	3	15	6	12	580	22.45	14	2,583	188	392	32.41	67.59
8	16	15	1	13	579	22.42	15	2,583	339	240	58.55	41.45
8	16	15	1	15	572	22.14	16	2,583	300	272	52.45	47.55
8	23	15	1	17	566	21.91	17	2,583	369	197	65.19	34.81
5	25	15	2	12	558	21.60	18	2,583	445	113	79.75	20.25
8	23	15	1	15	556	21.53	19	2,583	324	232	58.27	41.73
5	25	15	2	13	555	21.49	20	2,583	445	110	80.18	19.82
9	13	15	1	15	555	21.49	21	2,583	410	145	73.87	26.13
8	16	15	1	16	554	21.45	22	2,583	296	258	53.43	46.57
7	3	15	6	13	552	21.37	23	2,583	172	380	31.16	68.84
8	2	15	1	13	545	21.10	24	2,583	326	219	59.82	40.18
8	2	15	1	15	543	21.02	25	2,583	309	234	56.91	43.09
7	19	15	1	15	537	20.79	26	2,583	318	219	59.22	40.78
7	26	15	1	13	537	20.79	27	2,583	310	227	57.73	42.27
9	7	15	2	15	537	20.79	28	2,583	391	146	72.81	27.19
8	9	15	1	13	534	20.67	29	2,583	318	216	59.55	40.45
8	22	15	7	13	534	20.67	30	2,583	178	356	33.33	66.67
7	5	15	1	17	533	20.63	31	2,583	357	176	66.98	33.02
8	22	15	7	14	532	20.60	32	2,583	200	332	37.59	62.41
7	3	15	6	14	530	20.52	33	2,583	144	386	27.17	72.83
8	9	15	1	15	530	20.52	34	2,583	307	223	57.92	42.08
8	9	15	1	14	529	20.48	35	2,583	298	231	56.33	43.67
8	22	15	7	15	529	20.48	36	2,583	230	299	43.48	56.52
9	7	15	2	12	529	20.48	37	2,583	387	142	73.16	26.84
7	19	15	1	14	525	20.33	38	2,583	303	222	57.71	42.29
7	3	15	6	17	516	19.98	39	2,583	154	362	29.84	70.16
8	9	15	1	16	516	19.98	40	2,583	300	216	58.14	41.86
7	3	15	6	16	514	19.90	41	2,583	144	370	28.02	71.98
9	13	15	1	16	512	19.82	42	2,583	356	156	69.53	30.47
9	7	15	2	13	506	19.59	43	2,583	343	163	67.79	32.21
5	25	15	2	14	503	19.47	44	2,583	383	120	76.14	23.86
7	3	15	6	15	501	19.40	45	2,583	143	358	28.54	71.46
6	28	15	1	14	500	19.36	46	2,583	282	218	56.40	43.60
8	22	15	7	12	500	19.36	47	2,583	144	356	28.80	71.20
7	26	15	1	14	493	19.09	48	2,583	302	191	61.26	38.74
7	26	15	1	15	493	19.09	49	2,583	274	219	55.58	44.42
8	2	15	1	16	490	18.97	50	2,583	283	207	57.76	42.24
7	19	15	1	12	487	18.85	51	2,583	303	184	62.22	37.78
8	16	15	1	17	487	18.85	52	2,583	270	217	55.44	44.56
9	7	15	2	14	486	18.82	53	2,583	327	159	67.28	32.72
9	13	15	1	14	485	18.78	54	2,583	324	161	66.80	33.20
8	2	15	1	12	481	18.62	55	2,583	288	193	59.88	40.12
7	6	15	2	14	478	18.51	56	2,583	270	208	56.49	43.51
8	21	15	6	16	478	18.51	57	2,583	208	270	43.51	56.49
8	16	15	1	12	477	18.47	58	2,583	255	222	53.46	46.54

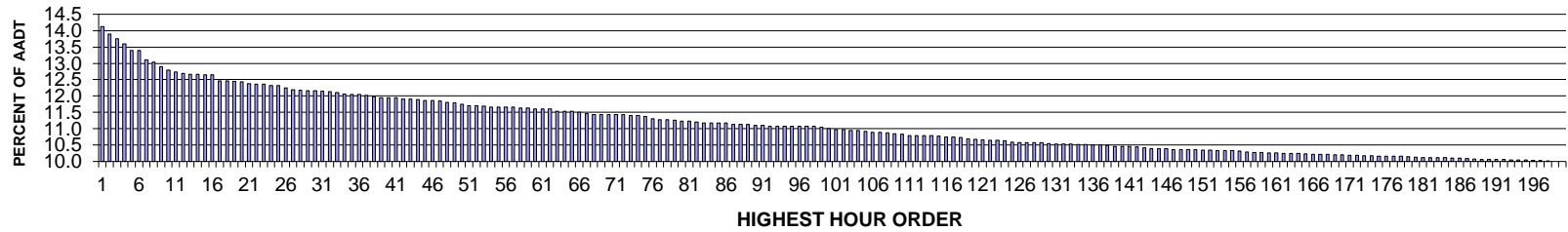
MO	DY	YR	DAY OF WK	HR	HR VOL	PERCENT OF AADT	HOUR NUMBER	AADT	NORTH VOLUME	SOUTH VOLUME	PERCENT NORTH IS OF TOTAL VOLUME	PERCENT SOUTH IS OF TOTAL VOLUME	
8	8	21	15	6	15	476	18.43	59	2,583	208	268	43.70	56.30
8	8	20	15	5	15	475	18.39	60	2,583	192	283	40.42	59.58
7	7	6	15	2	12	473	18.31	61	2,583	340	133	71.88	28.12
7	7	19	15	1	16	473	18.31	62	2,583	301	172	63.64	36.36
9	9	13	15	1	12	473	18.31	63	2,583	324	149	68.50	31.50
7	7	18	15	7	13	472	18.27	64	2,583	181	291	38.35	61.65
8	8	21	15	6	14	472	18.27	65	2,583	204	268	43.22	56.78
9	9	13	15	1	13	472	18.27	66	2,583	319	153	67.58	32.42
7	7	3	15	6	18	471	18.23	67	2,583	161	310	34.18	65.82
8	8	9	15	1	17	465	18.00	68	2,583	278	187	59.78	40.22
8	8	7	15	6	15	462	17.89	69	2,583	201	261	43.51	56.49
9	9	11	15	6	16	461	17.85	70	2,583	155	306	33.62	66.38
8	8	22	15	7	17	454	17.58	71	2,583	258	196	56.83	43.17
7	7	5	15	1	18	453	17.54	72	2,583	329	124	72.63	27.37
8	8	22	15	7	16	453	17.54	73	2,583	241	212	53.20	46.80
7	7	6	15	2	13	452	17.50	74	2,583	284	168	62.83	37.17
5	5	25	15	2	15	451	17.46	75	2,583	347	104	76.94	23.06
5	5	25	15	2	11	450	17.42	76	2,583	372	78	82.67	17.33
8	8	17	15	2	14	450	17.42	77	2,583	201	249	44.67	55.33
8	8	23	15	1	11	450	17.42	78	2,583	294	156	65.33	34.67
7	7	12	15	1	14	448	17.34	79	2,583	256	192	57.14	42.86
7	7	26	15	1	16	446	17.27	80	2,583	256	190	57.40	42.60
8	8	20	15	5	14	446	17.27	81	2,583	185	261	41.48	58.52
8	8	1	15	7	13	445	17.23	82	2,583	164	281	36.85	63.15
9	9	5	15	7	13	445	17.23	83	2,583	145	300	32.58	67.42
7	7	12	15	1	13	441	17.07	84	2,583	281	160	63.72	36.28
7	7	24	15	6	15	441	17.07	85	2,583	179	262	40.59	59.41
8	8	1	15	7	14	441	17.07	86	2,583	171	270	38.78	61.22
8	8	1	15	7	15	441	17.07	87	2,583	174	267	39.46	60.54
9	9	11	15	6	14	441	17.07	88	2,583	164	277	37.19	62.81
8	8	17	15	2	15	440	17.03	89	2,583	166	274	37.73	62.27
8	8	21	15	6	17	439	17.00	90	2,583	158	281	35.99	64.01
9	9	5	15	7	15	439	17.00	91	2,583	122	317	27.79	72.21
8	8	7	15	6	14	437	16.92	92	2,583	194	243	44.39	55.61
8	8	21	15	6	12	437	16.92	93	2,583	210	227	48.05	51.95
8	8	24	15	2	13	437	16.92	94	2,583	252	185	57.67	42.33
7	7	2	15	5	14	436	16.88	95	2,583	158	278	36.24	63.76
8	8	21	15	6	13	434	16.80	96	2,583	195	239	44.93	55.07
9	9	11	15	6	13	434	16.80	97	2,583	163	271	37.56	62.44
7	7	6	15	2	15	433	16.76	98	2,583	180	253	41.57	58.43
7	7	26	15	1	12	433	16.76	99	2,583	293	140	67.67	32.33
8	8	21	15	6	18	433	16.76	100	2,583	183	250	42.26	57.74
9	9	7	15	2	16	433	16.76	101	2,583	290	143	66.97	33.03
8	8	13	15	5	15	432	16.72	102	2,583	180	252	41.67	58.33
9	9	11	15	6	15	431	16.69	103	2,583	148	283	34.34	65.66

MO	DY	YR	DAY OF WK	HR	HR VOL	PERCENT OF AADT	HOUR NUMBER	AADT	NORTH VOLUME	SOUTH VOLUME	PERCENT NORTH IS OF TOTAL VOLUME	PERCENT SOUTH IS OF TOTAL VOLUME
7	2	15	5	15	430	16.65	104	2,583	147	283	34.19	65.81
7	24	15	6	14	428	16.57	105	2,583	173	255	40.42	59.58
8	17	15	2	16	428	16.57	106	2,583	177	251	41.36	58.64
5	25	15	2	16	427	16.53	107	2,583	307	120	71.90	28.10
8	10	15	2	13	427	16.53	108	2,583	225	202	52.69	47.31
7	24	15	6	13	426	16.49	109	2,583	207	219	48.59	51.41
7	31	15	6	16	425	16.45	110	2,583	165	260	38.82	61.18
7	31	15	6	15	424	16.42	111	2,583	177	247	41.75	58.25
8	22	15	7	11	424	16.42	112	2,583	161	263	37.97	62.03
9	20	15	1	14	424	16.42	113	2,583	258	166	60.85	39.15
8	1	15	7	16	423	16.38	114	2,583	166	257	39.24	60.76
8	2	15	1	17	423	16.38	115	2,583	267	156	63.12	36.88
8	22	15	7	18	423	16.38	116	2,583	288	135	68.09	31.91
7	12	15	1	15	422	16.34	117	2,583	226	196	53.55	46.45
7	18	15	7	14	422	16.34	118	2,583	161	261	38.15	61.85
6	14	15	1	14	421	16.30	119	2,583	264	157	62.71	37.29
6	28	15	1	15	421	16.30	120	2,583	243	178	57.72	42.28
7	18	15	7	12	421	16.30	121	2,583	142	279	33.73	66.27
8	23	15	1	18	421	16.30	122	2,583	311	110	73.87	26.13
6	27	15	7	13	420	16.26	123	2,583	170	250	40.48	59.52
8	1	15	7	17	420	16.26	124	2,583	192	228	45.71	54.29
8	14	15	6	17	420	16.26	125	2,583	173	247	41.19	58.81
9	12	15	7	12	417	16.14	126	2,583	154	263	36.93	63.07
7	12	15	1	12	416	16.11	127	2,583	271	145	65.14	34.86
8	3	15	2	14	415	16.07	128	2,583	184	231	44.34	55.66
7	2	15	5	16	414	16.03	129	2,583	137	277	33.09	66.91
9	20	15	1	12	413	15.99	130	2,583	270	143	65.38	34.62
8	7	15	6	13	412	15.95	131	2,583	181	231	43.93	56.07
9	13	15	1	11	412	15.95	132	2,583	293	119	71.12	28.88
8	30	15	1	13	411	15.91	133	2,583	265	146	64.48	35.52
5	22	15	6	15	410	15.87	134	2,583	121	289	29.51	70.49
7	12	15	1	16	410	15.87	135	2,583	244	166	59.51	40.49
7	25	15	7	13	410	15.87	136	2,583	161	249	39.27	60.73
9	4	15	6	16	410	15.87	137	2,583	152	258	37.07	62.93
8	7	15	6	16	409	15.83	138	2,583	173	236	42.30	57.70
8	17	15	2	13	409	15.83	139	2,583	188	221	45.97	54.03
9	7	15	2	17	409	15.83	140	2,583	293	116	71.64	28.36
7	6	15	2	11	408	15.80	141	2,583	258	150	63.24	36.76
8	19	15	4	14	408	15.80	142	2,583	194	214	47.55	52.45
7	17	15	6	14	407	15.76	143	2,583	169	238	41.52	58.48
8	3	15	2	13	407	15.76	144	2,583	193	214	47.42	52.58
9	7	15	2	11	407	15.76	145	2,583	312	95	76.66	23.34
6	28	15	1	13	406	15.72	146	2,583	258	148	63.55	36.45
7	19	15	1	17	406	15.72	147	2,583	243	163	59.85	40.15
8	14	15	6	15	406	15.72	148	2,583	179	227	44.09	55.91

MO	DY	YR	DAY OF WK	HR	HR VOL	PERCENT OF AADT	HOUR NUMBER	AADT	NORTH VOLUME	SOUTH VOLUME	PERCENT NORTH IS OF TOTAL VOLUME	PERCENT SOUTH IS OF TOTAL VOLUME	
8	8	24	15	2	15	406	15.72	149	2,583	193	213	47.54	52.46
8	9	20	15	1	13	406	15.72	150	2,583	276	130	67.98	32.02
7	7	5	15	1	19	405	15.68	151	2,583	308	97	76.05	23.95
8	8	19	15	4	15	405	15.68	152	2,583	186	219	45.93	54.07
8	8	9	15	1	12	403	15.60	153	2,583	234	169	58.06	41.94
8	8	20	15	5	13	403	15.60	154	2,583	177	226	43.92	56.08
8	8	30	15	1	12	401	15.52	155	2,583	287	114	71.57	28.43
9	9	4	15	6	15	401	15.52	156	2,583	143	258	35.66	64.34
9	9	12	15	7	14	401	15.52	157	2,583	142	259	35.41	64.59
2	2	16	15	2	13	400	15.49	158	2,583	273	127	68.25	31.75
7	7	26	15	1	17	400	15.49	159	2,583	237	163	59.25	40.75
6	6	21	15	1	13	399	15.45	160	2,583	236	163	59.15	40.85
7	7	24	15	6	16	399	15.45	161	2,583	156	243	39.10	60.90
8	8	14	15	6	16	399	15.45	162	2,583	150	249	37.59	62.41
7	7	31	15	6	13	398	15.41	163	2,583	169	229	42.46	57.54
8	8	1	15	7	12	398	15.41	164	2,583	154	244	38.69	61.31
8	8	7	15	6	12	398	15.41	165	2,583	192	206	48.24	51.76
7	7	31	15	6	14	397	15.37	166	2,583	165	232	41.56	58.44
7	7	17	15	6	15	396	15.33	167	2,583	167	229	42.17	57.83
8	8	14	15	6	14	396	15.33	168	2,583	183	213	46.21	53.79
8	8	17	15	2	17	395	15.29	169	2,583	182	213	46.08	53.92
8	8	9	15	1	18	394	15.25	170	2,583	239	155	60.66	39.34
9	9	12	15	7	13	394	15.25	171	2,583	128	266	32.49	67.51
7	7	31	15	6	12	393	15.21	172	2,583	193	200	49.11	50.89
8	8	15	15	7	12	393	15.21	173	2,583	158	235	40.20	59.80
6	6	28	15	1	12	391	15.14	174	2,583	247	144	63.17	36.83
8	8	3	15	2	15	391	15.14	175	2,583	174	217	44.50	55.50
8	8	24	15	2	16	391	15.14	176	2,583	160	231	40.92	59.08
4	4	19	15	1	13	390	15.10	177	2,583	250	140	64.10	35.90
8	8	6	15	5	14	390	15.10	178	2,583	185	205	47.44	52.56
8	8	8	15	7	14	390	15.10	179	2,583	158	232	40.51	59.49
8	8	15	15	7	13	390	15.10	180	2,583	143	247	36.67	63.33
7	7	2	15	5	13	389	15.06	181	2,583	149	240	38.30	61.70
9	9	5	15	7	12	389	15.06	182	2,583	128	261	32.90	67.10
7	7	3	15	6	11	387	14.98	183	2,583	136	251	35.14	64.86
8	8	28	15	6	13	387	14.98	184	2,583	203	184	52.45	47.55
8	8	28	15	6	15	387	14.98	185	2,583	163	224	42.12	57.88
6	6	26	15	6	16	386	14.94	186	2,583	148	238	38.34	61.66
9	9	5	15	7	16	386	14.94	187	2,583	139	247	36.01	63.99
6	6	21	15	1	14	385	14.91	188	2,583	226	159	58.70	41.30
7	7	17	15	6	17	385	14.91	189	2,583	131	254	34.03	65.97
5	5	22	15	6	16	384	14.87	190	2,583	91	293	23.70	76.30
7	7	5	15	1	10	384	14.87	191	2,583	316	68	82.29	17.71
8	8	24	15	2	14	384	14.87	192	2,583	186	198	48.44	51.56
6	6	28	15	1	16	383	14.83	193	2,583	228	155	59.53	40.47

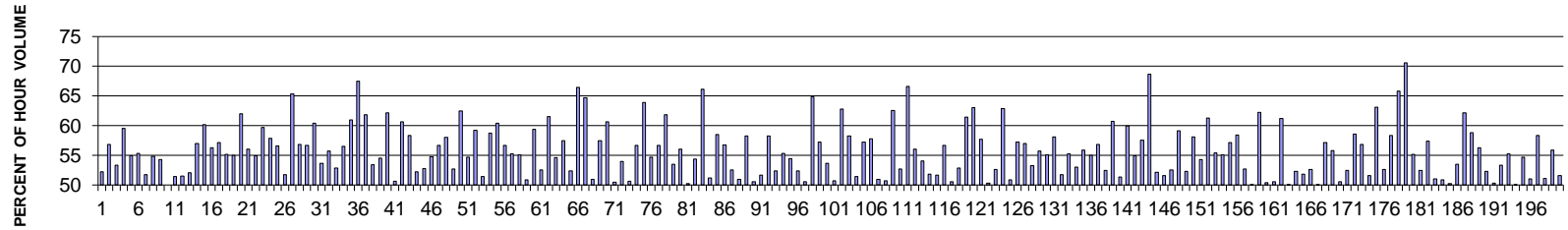
MO	DY	YR	DAY OF WK	HR	HR VOL	PERCENT OF AADT	HOUR NUMBER	AADT	NORTH VOLUME	SOUTH VOLUME	PERCENT NORTH IS OF TOTAL VOLUME	PERCENT SOUTH IS OF TOTAL VOLUME
7	18	15	7	15	383	14.83	194	2,583	149	234	38.90	61.10
8	30	15	1	16	383	14.83	195	2,583	215	168	56.14	43.86
6	7	15	1	16	382	14.79	196	2,583	238	144	62.30	37.70
8	7	15	6	17	382	14.79	197	2,583	155	227	40.58	59.42
8	14	15	6	12	382	14.79	198	2,583	202	180	52.88	47.12
9	11	15	6	17	382	14.79	199	2,583	123	259	32.20	67.80
7	10	15	6	17	381	14.75	200	2,583	158	223	41.47	58.53

SR 012 MP 77.78 SALKUM ADC SITE R075
K FOR PEAK 200 HOURS OF 2015



AADT= 6939 K 30 FACTOR= 12.16 K 100 FACTOR= 11.01 K 200 FACTOR= 10 D 30 FACTOR= 60.43

SR 012 MP 77.78 SALKUM ADC SITE R075
D % IN THE PEAK 200 HOURS OF 2015



MO	DY	YR	DAY OF WK	HR	HR VOL	PERCENT OF AADT	HOUR NUMBER	AADT	EAST VOLUME	WEST VOLUME	PERCENT EAST IS OF TOTAL VOLUME	PERCENT WEST IS OF TOTAL VOLUME
8	2	15	1	14	980	14.12	1	6,939	468	512	47.76	52.24
8	2	15	1	13	964	13.89	2	6,939	416	548	43.15	56.85
9	4	15	6	17	954	13.75	3	6,939	509	445	53.35	46.65
8	9	15	1	13	944	13.60	4	6,939	382	562	40.47	59.53
7	5	15	1	13	930	13.40	5	6,939	419	511	45.05	54.95
7	19	15	1	13	929	13.39	6	6,939	415	514	44.67	55.33
7	17	15	6	16	910	13.11	7	6,939	471	439	51.76	48.24
8	2	15	1	15	905	13.04	8	6,939	409	496	45.19	54.81
7	31	15	6	16	895	12.90	9	6,939	486	409	54.30	45.70
8	16	15	1	15	888	12.80	10	6,939	444	444	50.00	50.00
7	5	15	1	14	883	12.73	11	6,939	429	454	48.58	51.42
7	5	15	1	15	881	12.70	12	6,939	454	427	51.53	48.47
7	19	15	1	15	879	12.67	13	6,939	421	458	47.90	52.10

MO	DY	YR	DAY OF WK	HR	HR VOL	PERCENT OF AADT	HOUR NUMBER	AADT	EAST VOLUME	WEST VOLUME	PERCENT EAST IS OF TOTAL VOLUME	PERCENT WEST IS OF TOTAL VOLUME	
8		2	15	1	12	879	12.67	14	6,939	378	501	43.00	57.00
7		5	15	1	12	878	12.65	15	6,939	350	528	39.86	60.14
8		9	15	1	14	878	12.65	16	6,939	384	494	43.74	56.26
7		24	15	6	15	865	12.47	17	6,939	494	371	57.11	42.89
7		24	15	6	16	865	12.47	18	6,939	477	388	55.14	44.86
8		1	15	7	14	864	12.45	19	6,939	475	389	54.98	45.02
9		7	15	2	13	863	12.44	20	6,939	328	535	38.01	61.99
8		1	15	7	13	859	12.38	21	6,939	481	378	56.00	44.00
8		23	15	1	14	858	12.36	22	6,939	387	471	45.10	54.90
9		4	15	6	18	858	12.36	23	6,939	512	346	59.67	40.33
7		3	15	6	12	855	12.32	24	6,939	495	360	57.89	42.11
8		16	15	1	13	855	12.32	25	6,939	371	484	43.39	56.61
7		19	15	1	14	850	12.25	26	6,939	410	440	48.24	51.76
9		5	15	7	12	846	12.19	27	6,939	553	293	65.37	34.63
8		7	15	6	16	845	12.18	28	6,939	480	365	56.80	43.20
7		3	15	6	14	844	12.16	29	6,939	478	366	56.64	43.36
8		23	15	1	13	844	12.16	30	6,939	334	510	39.57	60.43
5		22	15	6	16	843	12.15	31	6,939	452	391	53.62	46.38
7		17	15	6	17	842	12.13	32	6,939	469	373	55.70	44.30
8		14	15	6	15	840	12.11	33	6,939	444	396	52.86	47.14
5		22	15	6	17	837	12.06	34	6,939	473	364	56.51	43.49
5		22	15	6	18	836	12.05	35	6,939	510	326	61.00	39.00
5		25	15	2	13	836	12.05	36	6,939	272	564	32.54	67.46
8		7	15	6	18	834	12.02	37	6,939	516	318	61.87	38.13
8		1	15	7	12	831	11.98	38	6,939	444	387	53.43	46.57
7		12	15	1	15	829	11.95	39	6,939	377	452	45.48	54.52
7		19	15	1	12	829	11.95	40	6,939	314	515	37.88	62.12
8		16	15	1	16	829	11.95	41	6,939	409	420	49.34	50.66
7		31	15	6	17	826	11.90	42	6,939	501	325	60.65	39.35
8		7	15	6	17	826	11.90	43	6,939	482	344	58.35	41.65
8		16	15	1	14	825	11.89	44	6,939	394	431	47.76	52.24
8		21	15	6	17	824	11.87	45	6,939	435	389	52.79	47.21
7		31	15	6	15	823	11.86	46	6,939	451	372	54.80	45.20
8		9	15	1	16	822	11.85	47	6,939	356	466	43.31	56.69
8		2	15	1	17	819	11.80	48	6,939	344	475	42.00	58.00
8		23	15	1	15	818	11.79	49	6,939	387	431	47.31	52.69
8		1	15	7	11	815	11.75	50	6,939	509	306	62.45	37.55
7		17	15	6	15	812	11.70	51	6,939	444	368	54.68	45.32
8		7	15	6	15	812	11.70	52	6,939	481	331	59.24	40.76
7		26	15	1	15	811	11.69	53	6,939	417	394	51.42	48.58
7		3	15	6	13	810	11.67	54	6,939	476	334	58.77	41.23
7		17	15	6	18	810	11.67	55	6,939	489	321	60.37	39.63
8		9	15	1	12	810	11.67	56	6,939	351	459	43.33	56.67
7		31	15	6	18	809	11.66	57	6,939	447	362	55.25	44.75
7		24	15	6	17	808	11.64	58	6,939	445	363	55.07	44.93

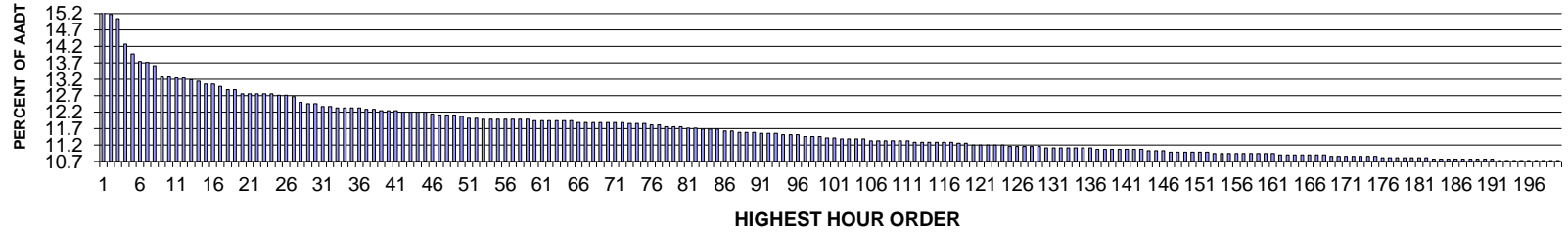
MO	DY	YR	DAY OF WK	HR	HR VOL	PERCENT OF AADT	HOUR NUMBER	AADT	EAST VOLUME	WEST VOLUME	PERCENT EAST IS OF TOTAL VOLUME	PERCENT WEST IS OF TOTAL VOLUME
9	4	15	6	16	808	11.64	59	6,939	411	397	50.87	49.13
8	1	15	7	16	805	11.60	60	6,939	327	478	40.62	59.38
8	14	15	6	16	805	11.60	61	6,939	423	382	52.55	47.45
9	7	15	2	14	805	11.60	62	6,939	310	495	38.51	61.49
7	19	15	1	16	800	11.53	63	6,939	363	437	45.38	54.63
8	2	15	1	16	800	11.53	64	6,939	340	460	42.50	57.50
8	21	15	6	16	800	11.53	65	6,939	419	381	52.38	47.63
5	25	15	2	12	799	11.51	66	6,939	268	531	33.54	66.46
5	23	15	7	13	796	11.47	67	6,939	515	281	64.70	35.30
7	5	15	1	16	793	11.43	68	6,939	404	389	50.95	49.05
7	10	15	6	16	793	11.43	69	6,939	456	337	57.50	42.50
7	12	15	1	13	793	11.43	70	6,939	312	481	39.34	60.66
8	1	15	7	15	793	11.43	71	6,939	400	393	50.44	49.56
8	14	15	6	17	793	11.43	72	6,939	428	365	53.97	46.03
8	8	15	7	14	792	11.41	73	6,939	401	391	50.63	49.37
7	2	15	5	18	791	11.40	74	6,939	448	343	56.64	43.36
9	7	15	2	12	790	11.38	75	6,939	285	505	36.08	63.92
7	31	15	6	14	784	11.30	76	6,939	429	355	54.72	45.28
6	26	15	6	17	783	11.28	77	6,939	444	339	56.70	43.30
7	26	15	1	13	783	11.28	78	6,939	299	484	38.19	61.81
9	4	15	6	15	781	11.26	79	6,939	418	363	53.52	46.48
7	12	15	1	14	780	11.24	80	6,939	343	437	43.97	56.03
8	23	15	1	16	780	11.24	81	6,939	388	392	49.74	50.26
7	3	15	6	16	778	11.21	82	6,939	423	355	54.37	45.63
5	25	15	2	14	776	11.18	83	6,939	263	513	33.89	66.11
7	5	15	1	17	776	11.18	84	6,939	379	397	48.84	51.16
9	5	15	7	14	776	11.18	85	6,939	454	322	58.51	41.49
7	3	15	6	15	775	11.17	86	6,939	440	335	56.77	43.23
6	26	15	6	16	773	11.14	87	6,939	406	367	52.52	47.48
7	17	15	6	14	773	11.14	88	6,939	379	394	49.03	50.97
5	22	15	6	14	772	11.13	89	6,939	450	322	58.29	41.71
8	9	15	1	15	771	11.11	90	6,939	381	390	49.42	50.58
8	23	15	1	17	770	11.10	91	6,939	372	398	48.31	51.69
5	23	15	7	12	769	11.08	92	6,939	448	321	58.26	41.74
6	26	15	6	15	769	11.08	93	6,939	403	366	52.41	47.59
6	19	15	6	16	768	11.07	94	6,939	425	343	55.34	44.66
6	21	15	1	14	768	11.07	95	6,939	350	418	45.57	54.43
7	23	15	5	16	768	11.07	96	6,939	366	402	47.66	52.34
8	14	15	6	14	768	11.07	97	6,939	388	380	50.52	49.48
9	5	15	7	13	768	11.07	98	6,939	498	270	64.84	35.16
8	16	15	1	12	767	11.05	99	6,939	328	439	42.76	57.24
7	2	15	5	16	764	11.01	100	6,939	410	354	53.66	46.34
7	31	15	6	13	761	10.97	101	6,939	386	375	50.72	49.28
9	4	15	6	19	761	10.97	102	6,939	478	283	62.81	37.19
7	10	15	6	17	760	10.95	103	6,939	443	317	58.29	41.71

MO	DY	YR	DAY OF WK	HR	HR VOL	PERCENT OF AADT	HOUR NUMBER	AADT	EAST VOLUME	WEST VOLUME	PERCENT EAST IS OF TOTAL VOLUME	PERCENT WEST IS OF TOTAL VOLUME
7	17	15	6	13	760	10.95	104	6,939	391	369	51.45	48.55
5	22	15	6	15	758	10.92	105	6,939	434	324	57.26	42.74
6	21	15	1	13	756	10.89	106	6,939	319	437	42.20	57.80
7	25	15	7	13	756	10.89	107	6,939	385	371	50.93	49.07
8	21	15	6	15	755	10.88	108	6,939	383	372	50.73	49.27
7	12	15	1	12	753	10.85	109	6,939	282	471	37.45	62.55
7	2	15	5	17	752	10.84	110	6,939	396	356	52.66	47.34
5	23	15	7	11	749	10.79	111	6,939	499	250	66.62	33.38
7	24	15	6	14	749	10.79	112	6,939	420	329	56.07	43.93
8	9	15	1	17	749	10.79	113	6,939	344	405	45.93	54.07
8	13	15	5	16	749	10.79	114	6,939	361	388	48.20	51.80
8	7	15	6	14	747	10.77	115	6,939	386	361	51.67	48.33
6	19	15	6	17	746	10.75	116	6,939	423	323	56.70	43.30
7	25	15	7	12	746	10.75	117	6,939	369	377	49.46	50.54
6	21	15	1	15	745	10.74	118	6,939	351	394	47.11	52.89
8	23	15	1	12	742	10.69	119	6,939	286	456	38.54	61.46
9	11	15	6	18	741	10.68	120	6,939	467	274	63.02	36.98
5	23	15	7	14	740	10.66	121	6,939	427	313	57.70	42.30
7	6	15	2	16	739	10.65	122	6,939	367	372	49.66	50.34
8	16	15	1	17	739	10.65	123	6,939	350	389	47.36	52.64
5	25	15	2	15	738	10.64	124	6,939	274	464	37.13	62.87
7	3	15	6	11	735	10.59	125	6,939	374	361	50.88	49.12
7	3	15	6	17	734	10.58	126	6,939	420	314	57.22	42.78
7	24	15	6	18	734	10.58	127	6,939	418	316	56.95	43.05
7	26	15	1	16	734	10.58	128	6,939	391	343	53.27	46.73
8	21	15	6	14	734	10.58	129	6,939	409	325	55.72	44.28
9	11	15	6	17	732	10.55	130	6,939	403	329	55.05	44.95
7	26	15	1	14	731	10.53	131	6,939	306	425	41.86	58.14
7	30	15	5	17	731	10.53	132	6,939	378	353	51.71	48.29
8	2	15	1	11	731	10.53	133	6,939	327	404	44.73	55.27
6	12	15	6	15	730	10.52	134	6,939	387	343	53.01	46.99
6	28	15	1	14	730	10.52	135	6,939	322	408	44.11	55.89
6	12	15	6	17	729	10.51	136	6,939	401	328	55.01	44.99
8	9	15	1	11	729	10.51	137	6,939	315	414	43.21	56.79
7	30	15	5	16	728	10.49	138	6,939	382	346	52.47	47.53
8	2	15	1	18	726	10.46	139	6,939	285	441	39.26	60.74
8	7	15	6	12	726	10.46	140	6,939	373	353	51.38	48.62
9	7	15	2	16	726	10.46	141	6,939	291	435	40.08	59.92
7	23	15	5	15	725	10.45	142	6,939	398	327	54.90	45.10
8	8	15	7	12	723	10.42	143	6,939	416	307	57.54	42.46
5	25	15	2	17	721	10.39	144	6,939	226	495	31.35	68.65
7	29	15	4	16	721	10.39	145	6,939	345	376	47.85	52.15
8	6	15	5	16	721	10.39	146	6,939	372	349	51.60	48.40
7	2	15	5	15	719	10.36	147	6,939	378	341	52.57	47.43
7	18	15	7	13	719	10.36	148	6,939	425	294	59.11	40.89

MO	DY	YR	DAY OF WK	HR	HR VOL	PERCENT OF AADT	HOUR NUMBER	AADT	EAST VOLUME	WEST VOLUME	PERCENT EAST IS OF TOTAL VOLUME	PERCENT WEST IS OF TOTAL VOLUME
8	20	15	5	17	719	10.36	149	6,939	376	343	52.29	47.71
9	5	15	7	17	719	10.36	150	6,939	301	418	41.86	58.14
7	10	15	6	15	718	10.35	151	6,939	390	328	54.32	45.68
9	4	15	6	14	718	10.35	152	6,939	440	278	61.28	38.72
6	14	15	1	13	717	10.33	153	6,939	320	397	44.63	55.37
7	10	15	6	14	717	10.33	154	6,939	395	322	55.09	44.91
8	14	15	6	18	717	10.33	155	6,939	410	307	57.18	42.82
7	16	15	5	18	716	10.32	156	6,939	418	298	58.38	41.62
8	7	15	6	13	714	10.29	157	6,939	376	338	52.66	47.34
7	31	15	6	12	713	10.28	158	6,939	356	357	49.93	50.07
8	8	15	7	11	713	10.28	159	6,939	444	269	62.27	37.73
5	23	15	7	16	712	10.26	160	6,939	359	353	50.42	49.58
8	6	15	5	17	712	10.26	161	6,939	360	352	50.56	49.44
7	19	15	1	18	711	10.25	162	6,939	276	435	38.82	61.18
9	5	15	7	15	711	10.25	163	6,939	355	356	49.93	50.07
9	12	15	7	12	711	10.25	164	6,939	339	372	47.68	52.32
7	24	15	6	13	710	10.23	165	6,939	368	342	51.83	48.17
6	12	15	6	16	709	10.22	166	6,939	336	373	47.39	52.61
7	29	15	4	17	709	10.22	167	6,939	354	355	49.93	50.07
8	8	15	7	17	709	10.22	168	6,939	304	405	42.88	57.12
8	22	15	7	14	708	10.20	169	6,939	395	313	55.79	44.21
8	27	15	5	16	708	10.20	170	6,939	350	358	49.44	50.56
7	17	15	6	12	707	10.19	171	6,939	371	336	52.48	47.52
12	24	15	5	14	707	10.19	172	6,939	414	293	58.56	41.44
6	5	15	6	17	706	10.17	173	6,939	401	305	56.80	43.20
9	18	15	6	16	706	10.17	174	6,939	364	342	51.56	48.44
6	12	15	6	18	705	10.16	175	6,939	445	260	63.12	36.88
7	10	15	6	13	705	10.16	176	6,939	334	371	47.38	52.62
7	18	15	7	14	705	10.16	177	6,939	411	294	58.30	41.70
7	26	15	1	12	705	10.16	178	6,939	241	464	34.18	65.82
9	5	15	7	19	704	10.15	179	6,939	207	497	29.40	70.60
7	19	15	1	17	703	10.13	180	6,939	315	388	44.81	55.19
7	1	15	4	16	702	10.12	181	6,939	334	368	47.58	52.42
7	5	15	1	18	702	10.12	182	6,939	299	403	42.59	57.41
7	24	15	6	12	702	10.12	183	6,939	344	358	49.00	51.00
7	26	15	1	17	702	10.12	184	6,939	357	345	50.85	49.15
6	5	15	6	16	701	10.10	185	6,939	349	352	49.79	50.21
8	8	15	7	15	701	10.10	186	6,939	326	375	46.50	53.50
6	28	15	1	13	700	10.09	187	6,939	265	435	37.86	62.14
6	25	15	5	17	699	10.07	188	6,939	411	288	58.80	41.20
6	26	15	6	14	698	10.06	189	6,939	393	305	56.30	43.70
8	12	15	4	16	698	10.06	190	6,939	333	365	47.71	52.29
8	21	15	6	13	698	10.06	191	6,939	351	347	50.29	49.71
9	11	15	6	16	698	10.06	192	6,939	372	326	53.30	46.70
7	18	15	7	12	697	10.04	193	6,939	385	312	55.24	44.76

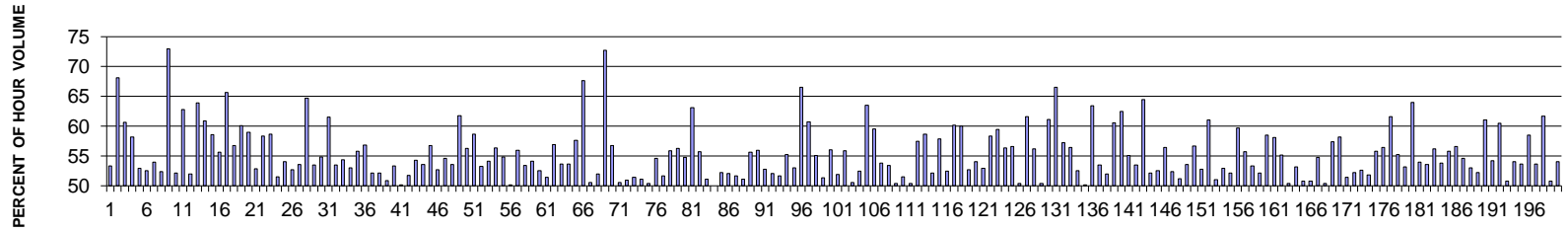
MO	DY	YR	DAY OF WK	HR	HR VOL	PERCENT OF AADT	HOUR NUMBER	AADT	EAST VOLUME	WEST VOLUME	PERCENT EAST IS OF TOTAL VOLUME	PERCENT WEST IS OF TOTAL VOLUME
8	17	15	2	16	697	10.04	194	6,939	349	348	50.07	49.93
10	2	15	6	17	697	10.04	195	6,939	381	316	54.66	45.34
6	7	15	1	13	696	10.03	196	6,939	341	355	48.99	51.01
6	26	15	6	18	696	10.03	197	6,939	406	290	58.33	41.67
7	9	15	5	16	695	10.02	198	6,939	355	340	51.08	48.92
4	17	15	6	17	694	10.00	199	6,939	388	306	55.91	44.09
6	14	15	1	15	694	10.00	200	6,939	336	358	48.41	51.59

**SR 014 MP 100.64 MARYHILL ADC SITE R076
K FOR PEAK 200 HOURS OF 2015**



AADT= 2312 K 30 FACTOR= 12.46 K 100 FACTOR= 11.42 K 200 FACTOR= 10.73 D 30 FACTOR= 54.86

**SR 014 MP 100.64 MARYHILL ADC SITE R076
D % IN THE PEAK 200 HOURS OF 2015**



MO	DY	YR	DAY OF WK	HR	HR VOL	PERCENT OF AADT	HOUR NUMBER	AADT	EAST VOLUME	WEST VOLUME	PERCENT EAST IS OF TOTAL VOLUME	PERCENT WEST IS OF TOTAL VOLUME
5	25	15	2	13	362	15.66	1	2,312	169	193	46.69	53.31
10	3	15	7	16	351	15.18	2	2,312	239	112	68.09	31.91
10	3	15	7	13	348	15.05	3	2,312	137	211	39.37	60.63
10	3	15	7	15	330	14.27	4	2,312	192	138	58.18	41.82
10	3	15	7	14	323	13.97	5	2,312	152	171	47.06	52.94
7	26	15	1	15	318	13.75	6	2,312	151	167	47.48	52.52
5	1	15	6	13	317	13.71	7	2,312	171	146	53.94	46.06
5	25	15	2	14	315	13.62	8	2,312	150	165	47.62	52.38
5	5	15	3	16	307	13.28	9	2,312	224	83	72.96	27.04
5	22	15	6	16	307	13.28	10	2,312	160	147	52.12	47.88
9	7	15	2	13	306	13.24	11	2,312	114	192	37.25	62.75
9	7	15	2	15	306	13.24	12	2,312	147	159	48.04	51.96
5	26	15	3	13	305	13.19	13	2,312	110	195	36.07	63.93

MO	DY	YR	DAY OF WK	HR	HR VOL	PERCENT OF AADT	HOUR NUMBER	AADT	EAST VOLUME	WEST VOLUME	PERCENT EAST IS OF TOTAL VOLUME	PERCENT WEST IS OF TOTAL VOLUME	
	5	24	15	1	13	304	13.15	14	2,312	119	185	39.14	60.86
	6	28	15	1	15	302	13.06	15	2,312	125	177	41.39	58.61
	9	11	15	6	16	302	13.06	16	2,312	168	134	55.63	44.37
	9	20	15	1	16	300	12.98	17	2,312	103	197	34.33	65.67
	5	8	15	6	17	298	12.89	18	2,312	169	129	56.71	43.29
	8	14	15	6	18	298	12.89	19	2,312	179	119	60.07	39.93
	5	1	15	6	14	295	12.76	20	2,312	174	121	58.98	41.02
	5	15	15	6	16	295	12.76	21	2,312	156	139	52.88	47.12
	5	25	15	2	15	295	12.76	22	2,312	123	172	41.69	58.31
	7	19	15	1	15	295	12.76	23	2,312	122	173	41.36	58.64
	9	7	15	2	16	295	12.76	24	2,312	152	143	51.53	48.47
	6	12	15	6	16	294	12.72	25	2,312	159	135	54.08	45.92
	9	4	15	6	17	294	12.72	26	2,312	155	139	52.72	47.28
	9	20	15	1	15	293	12.67	27	2,312	136	157	46.42	53.58
	6	28	15	1	14	289	12.50	28	2,312	102	187	35.29	64.71
	5	24	15	1	14	288	12.46	29	2,312	134	154	46.53	53.47
	6	14	15	1	14	288	12.46	30	2,312	130	158	45.14	54.86
	6	28	15	1	13	286	12.37	31	2,312	110	176	38.46	61.54
	9	7	15	2	17	286	12.37	32	2,312	153	133	53.50	46.50
	5	15	15	6	15	285	12.33	33	2,312	155	130	54.39	45.61
	7	2	15	5	18	285	12.33	34	2,312	151	134	52.98	47.02
	9	11	15	6	15	285	12.33	35	2,312	159	126	55.79	44.21
	9	20	15	1	13	285	12.33	36	2,312	123	162	43.16	56.84
	5	25	15	2	16	284	12.28	37	2,312	136	148	47.89	52.11
	8	14	15	6	13	284	12.28	38	2,312	136	148	47.89	52.11
	6	19	15	6	17	283	12.24	39	2,312	139	144	49.12	50.88
	7	31	15	6	14	283	12.24	40	2,312	151	132	53.36	46.64
	9	4	15	6	15	283	12.24	41	2,312	142	141	50.18	49.82
	6	19	15	6	15	282	12.20	42	2,312	146	136	51.77	48.23
	7	24	15	6	16	282	12.20	43	2,312	153	129	54.26	45.74
	9	25	15	6	15	282	12.20	44	2,312	151	131	53.55	46.45
10	2	15	6	17	282	12.20	45	2,312	160	122	56.74	43.26	
5	22	15	6	14	281	12.15	46	2,312	133	148	47.33	52.67	
5	22	15	6	15	280	12.11	47	2,312	153	127	54.64	45.36	
6	19	15	6	16	280	12.11	48	2,312	150	130	53.57	46.43	
10	9	15	6	16	280	12.11	49	2,312	173	107	61.79	38.21	
9	7	15	2	14	279	12.07	50	2,312	122	157	43.73	56.27	
8	8	15	7	16	278	12.02	51	2,312	163	115	58.63	41.37	
8	21	15	6	17	278	12.02	52	2,312	148	130	53.24	46.76	
6	19	15	6	14	277	11.98	53	2,312	150	127	54.15	45.85	
6	21	15	1	14	277	11.98	54	2,312	121	156	43.68	56.32	
7	24	15	6	17	277	11.98	55	2,312	152	125	54.87	45.13	
8	14	15	6	16	277	11.98	56	2,312	139	138	50.18	49.82	
9	6	15	1	14	277	11.98	57	2,312	122	155	44.04	55.96	
9	25	15	6	16	277	11.98	58	2,312	148	129	53.43	46.57	

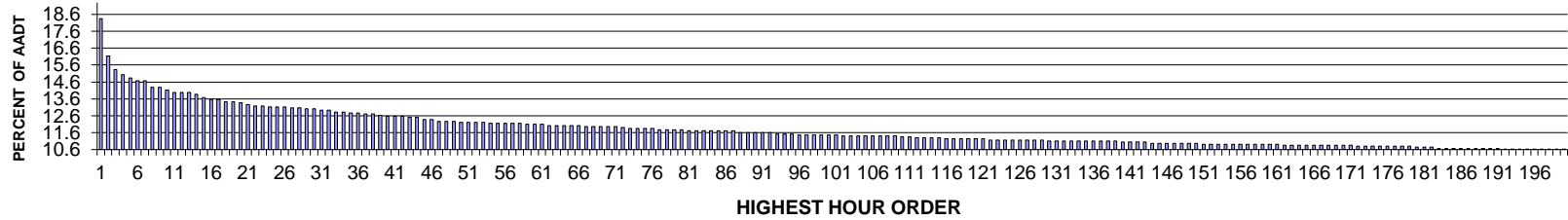
MO	DY	YR	DAY OF WK	HR	HR VOL	PERCENT OF AADT	HOUR NUMBER	AADT	EAST VOLUME	WEST VOLUME	PERCENT EAST IS OF TOTAL VOLUME	PERCENT WEST IS OF TOTAL VOLUME
10	16	15	6	15	277	11.98	59	2,312	150	127	54.15	45.85
5	1	15	6	12	276	11.94	60	2,312	145	131	52.54	47.46
6	26	15	6	16	276	11.94	61	2,312	134	142	48.55	51.45
7	26	15	1	14	276	11.94	62	2,312	157	119	56.88	43.12
8	21	15	6	16	276	11.94	63	2,312	148	128	53.62	46.38
9	18	15	6	15	276	11.94	64	2,312	148	128	53.62	46.38
10	2	15	6	16	276	11.94	65	2,312	159	117	57.61	42.39
4	3	15	6	17	275	11.89	66	2,312	186	89	67.64	32.36
5	10	15	1	14	275	11.89	67	2,312	139	136	50.55	49.45
6	12	15	6	15	275	11.89	68	2,312	143	132	52.00	48.00
6	28	15	1	12	275	11.89	69	2,312	75	200	27.27	72.73
7	12	15	1	14	275	11.89	70	2,312	119	156	43.27	56.73
9	11	15	6	14	275	11.89	71	2,312	136	139	49.45	50.55
9	26	15	7	14	275	11.89	72	2,312	140	135	50.91	49.09
5	24	15	1	15	274	11.85	73	2,312	141	133	51.46	48.54
6	18	15	5	15	274	11.85	74	2,312	134	140	48.91	51.09
8	14	15	6	15	274	11.85	75	2,312	138	136	50.36	49.64
4	10	15	6	15	273	11.81	76	2,312	149	124	54.58	45.42
6	19	15	6	13	273	11.81	77	2,312	132	141	48.35	51.65
5	8	15	6	16	272	11.76	78	2,312	152	120	55.88	44.12
6	25	15	5	16	272	11.76	79	2,312	153	119	56.25	43.75
7	31	15	6	13	272	11.76	80	2,312	149	123	54.78	45.22
6	24	15	4	16	271	11.72	81	2,312	171	100	63.10	36.90
9	5	15	7	13	271	11.72	82	2,312	120	151	44.28	55.72
6	14	15	1	15	270	11.68	83	2,312	138	132	51.11	48.89
9	20	15	1	14	270	11.68	84	2,312	135	135	50.00	50.00
10	10	15	7	15	270	11.68	85	2,312	141	129	52.22	47.78
3	27	15	6	15	269	11.63	86	2,312	129	140	47.96	52.04
9	18	15	6	16	269	11.63	87	2,312	130	139	48.33	51.67
6	21	15	1	15	268	11.59	88	2,312	131	137	48.88	51.12
7	17	15	6	17	268	11.59	89	2,312	149	119	55.60	44.40
8	14	15	6	14	268	11.59	90	2,312	118	150	44.03	55.97
7	2	15	5	16	267	11.55	91	2,312	141	126	52.81	47.19
8	9	15	1	14	267	11.55	92	2,312	128	139	47.94	52.06
9	18	15	6	14	267	11.55	93	2,312	138	129	51.69	48.31
7	31	15	6	15	266	11.51	94	2,312	147	119	55.26	44.74
8	7	15	6	14	266	11.51	95	2,312	125	141	46.99	53.01
10	3	15	7	17	266	11.51	96	2,312	177	89	66.54	33.46
6	12	15	6	14	265	11.46	97	2,312	161	104	60.75	39.25
7	2	15	5	13	265	11.46	98	2,312	119	146	44.91	55.09
7	10	15	6	15	265	11.46	99	2,312	129	136	48.68	51.32
4	24	15	6	16	264	11.42	100	2,312	148	116	56.06	43.94
5	22	15	6	13	264	11.42	101	2,312	127	137	48.11	51.89
6	11	15	5	16	263	11.38	102	2,312	147	116	55.89	44.11
7	17	15	6	16	263	11.38	103	2,312	130	133	49.43	50.57

MO	DY	YR	DAY OF WK	HR	HR VOL	PERCENT OF AADT	HOUR NUMBER	AADT	EAST VOLUME	WEST VOLUME	PERCENT EAST IS OF TOTAL VOLUME	PERCENT WEST IS OF TOTAL VOLUME
9		15	6	12	263	11.38	104	2,312	125	138	47.53	52.47
10		15	7	12	263	11.38	105	2,312	96	167	36.50	63.50
5		15	3	17	262	11.33	106	2,312	156	106	59.54	40.46
5		15	6	14	262	11.33	107	2,312	141	121	53.82	46.18
6		15	5	14	262	11.33	108	2,312	122	140	46.56	53.44
6		15	2	13	262	11.33	109	2,312	130	132	49.62	50.38
8		15	6	15	262	11.33	110	2,312	127	135	48.47	51.53
9		15	1	15	262	11.33	111	2,312	132	130	50.38	49.62
4		15	6	16	261	11.29	112	2,312	150	111	57.47	42.53
5		15	6	15	261	11.29	113	2,312	153	108	58.62	41.38
6		15	4	15	261	11.29	114	2,312	136	125	52.11	47.89
6		15	6	15	261	11.29	115	2,312	151	110	57.85	42.15
7		15	6	14	261	11.29	116	2,312	124	137	47.51	52.49
8		15	1	13	261	11.29	117	2,312	104	157	39.85	60.15
6		15	6	18	260	11.25	118	2,312	156	104	60.00	40.00
7		15	6	14	260	11.25	119	2,312	123	137	47.31	52.69
5		15	7	14	259	11.20	120	2,312	140	119	54.05	45.95
5		15	6	16	259	11.20	121	2,312	137	122	52.90	47.10
7		15	7	13	259	11.20	122	2,312	108	151	41.70	58.30
7		15	7	14	259	11.20	123	2,312	105	154	40.54	59.46
7		15	6	13	259	11.20	124	2,312	146	113	56.37	43.63
3		15	6	14	258	11.16	125	2,312	112	146	43.41	56.59
5		15	4	15	258	11.16	126	2,312	130	128	50.39	49.61
5		15	6	12	258	11.16	127	2,312	99	159	38.37	61.63
7		15	6	15	258	11.16	128	2,312	113	145	43.80	56.20
9		15	5	13	258	11.16	129	2,312	130	128	50.39	49.61
5		15	2	12	257	11.12	130	2,312	100	157	38.91	61.09
5		15	3	12	257	11.12	131	2,312	86	171	33.46	66.54
6		15	6	12	257	11.12	132	2,312	110	147	42.80	57.20
6		15	1	16	257	11.12	133	2,312	112	145	43.58	56.42
8		15	1	15	257	11.12	134	2,312	122	135	47.47	52.53
8		15	6	15	257	11.12	135	2,312	128	129	49.81	50.19
9		15	1	17	257	11.12	136	2,312	94	163	36.58	63.42
3		15	6	16	256	11.07	137	2,312	137	119	53.52	46.48
4		15	5	14	256	11.07	138	2,312	123	133	48.05	51.95
5		15	6	17	256	11.07	139	2,312	155	101	60.55	39.45
9		15	7	17	256	11.07	140	2,312	160	96	62.50	37.50
9		15	5	15	256	11.07	141	2,312	141	115	55.08	44.92
10		15	7	14	256	11.07	142	2,312	119	137	46.48	53.52
10		15	6	17	256	11.07	143	2,312	165	91	64.45	35.55
8		15	2	14	255	11.03	144	2,312	122	133	47.84	52.16
8		15	4	15	255	11.03	145	2,312	134	121	52.55	47.45
8		15	6	16	255	11.03	146	2,312	144	111	56.47	43.53
6		15	5	13	254	10.99	147	2,312	121	133	47.64	52.36
8		15	6	16	254	10.99	148	2,312	130	124	51.18	48.82

MO	DY	YR	DAY OF WK	HR	HR VOL	PERCENT OF AADT	HOUR NUMBER	AADT	EAST VOLUME	WEST VOLUME	PERCENT EAST IS OF TOTAL VOLUME	PERCENT WEST IS OF TOTAL VOLUME
8	15	15	7	15	254	10.99	149	2,312	136	118	53.54	46.46
8	21	15	6	13	254	10.99	150	2,312	110	144	43.31	56.69
9	5	15	7	14	254	10.99	151	2,312	120	134	47.24	52.76
11	6	15	6	15	254	10.99	152	2,312	155	99	61.02	38.98
4	24	15	6	14	253	10.94	153	2,312	124	129	49.01	50.99
6	5	15	6	14	253	10.94	154	2,312	134	119	52.96	47.04
6	5	15	6	15	253	10.94	155	2,312	132	121	52.17	47.83
6	5	15	6	16	253	10.94	156	2,312	151	102	59.68	40.32
7	16	15	5	13	253	10.94	157	2,312	112	141	44.27	55.73
7	24	15	6	12	253	10.94	158	2,312	118	135	46.64	53.36
8	16	15	1	15	253	10.94	159	2,312	121	132	47.83	52.17
9	11	15	6	17	253	10.94	160	2,312	148	105	58.50	41.50
10	9	15	6	15	253	10.94	161	2,312	147	106	58.10	41.90
3	20	15	6	14	252	10.90	162	2,312	139	113	55.16	44.84
5	8	15	6	14	252	10.90	163	2,312	125	127	49.60	50.40
6	12	15	6	17	252	10.90	164	2,312	134	118	53.17	46.83
7	17	15	6	14	252	10.90	165	2,312	128	124	50.79	49.21
8	21	15	6	12	252	10.90	166	2,312	128	124	50.79	49.21
9	5	15	7	15	252	10.90	167	2,312	138	114	54.76	45.24
9	25	15	6	14	252	10.90	168	2,312	127	125	50.40	49.60
5	1	15	6	16	251	10.86	169	2,312	144	107	57.37	42.63
5	30	15	7	13	251	10.86	170	2,312	105	146	41.83	58.17
7	9	15	5	13	251	10.86	171	2,312	122	129	48.61	51.39
8	13	15	5	15	251	10.86	172	2,312	131	120	52.19	47.81
8	17	15	2	14	251	10.86	173	2,312	132	119	52.59	47.41
9	4	15	6	13	251	10.86	174	2,312	121	130	48.21	51.79
9	21	15	2	16	251	10.86	175	2,312	140	111	55.78	44.22
4	17	15	6	16	250	10.81	176	2,312	141	109	56.40	43.60
5	7	15	5	16	250	10.81	177	2,312	154	96	61.60	38.40
6	26	15	6	14	250	10.81	178	2,312	138	112	55.20	44.80
8	20	15	5	14	250	10.81	179	2,312	117	133	46.80	53.20
9	12	15	7	16	250	10.81	180	2,312	160	90	64.00	36.00
9	19	15	7	16	250	10.81	181	2,312	135	115	54.00	46.00
10	4	15	1	16	250	10.81	182	2,312	134	116	53.60	46.40
4	9	15	5	16	249	10.77	183	2,312	140	109	56.22	43.78
5	15	15	6	12	249	10.77	184	2,312	115	134	46.18	53.82
5	26	15	3	15	249	10.77	185	2,312	110	139	44.18	55.82
6	21	15	1	13	249	10.77	186	2,312	108	141	43.37	56.63
7	2	15	5	15	249	10.77	187	2,312	113	136	45.38	54.62
8	9	15	1	17	249	10.77	188	2,312	132	117	53.01	46.99
9	18	15	6	13	249	10.77	189	2,312	119	130	47.79	52.21
9	19	15	7	13	249	10.77	190	2,312	97	152	38.96	61.04
10	10	15	7	13	249	10.77	191	2,312	114	135	45.78	54.22
3	6	15	6	15	248	10.73	192	2,312	150	98	60.48	39.52
5	25	15	2	17	248	10.73	193	2,312	126	122	50.81	49.19

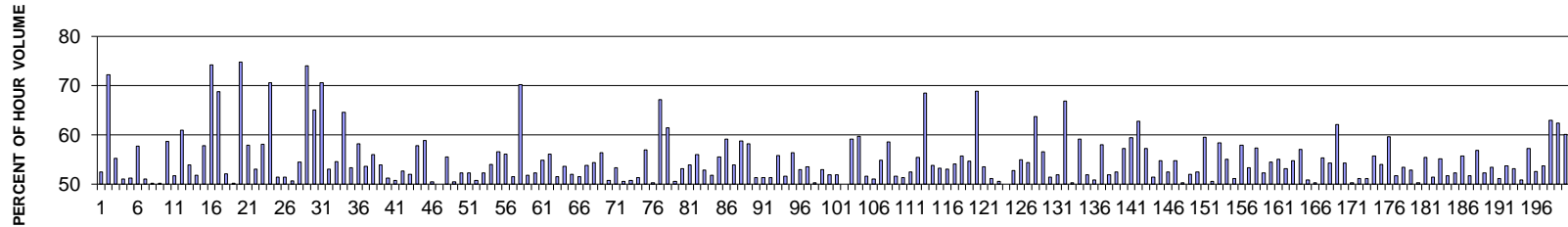
MO	DY	YR	DAY OF WK	HR	HR VOL	PERCENT OF AADT	HOUR NUMBER	AADT	EAST VOLUME	WEST VOLUME	PERCENT EAST IS OF TOTAL VOLUME	PERCENT WEST IS OF TOTAL VOLUME
6	24	15	4	15	248	10.73	194	2,312	114	134	45.97	54.03
6	26	15	6	11	248	10.73	195	2,312	115	133	46.37	53.63
7	31	15	6	18	248	10.73	196	2,312	145	103	58.47	41.53
8	14	15	6	12	248	10.73	197	2,312	115	133	46.37	53.63
8	28	15	6	17	248	10.73	198	2,312	153	95	61.69	38.31
10	2	15	6	14	248	10.73	199	2,312	122	126	49.19	50.81
10	4	15	1	13	248	10.73	200	2,312	114	134	45.97	54.03

**SR 014 MP 102.27 STONEHENGE ADC SITE R077
K FOR PEAK 200 HOURS OF 2015**



AADT= 1630 K 30 FACTOR= 13.01 K 100 FACTOR= 11.47 K 200 FACTOR= 10.61 D 30 FACTOR= 65.09

**SR 014 MP 102.27 STONEHENGE ADC SITE R077
D % IN THE PEAK 200 HOURS OF 2015**



MO	DY	YR	DAY OF WK	HR	HR VOL	PERCENT OF AADT	HOUR NUMBER	AADT	EAST VOLUME	WEST VOLUME	PERCENT EAST IS OF TOTAL VOLUME	PERCENT WEST IS OF TOTAL VOLUME
5	25	15	2	13	299	18.34	1	1,630	142	157	47.49	52.51
6	27	15	7	18	263	16.13	2	1,630	73	190	27.76	72.24
8	16	15	1	12	250	15.34	3	1,630	138	112	55.20	44.80
9	7	15	2	16	245	15.03	4	1,630	125	120	51.02	48.98
8	16	15	1	18	242	14.85	5	1,630	118	124	48.76	51.24
5	25	15	2	15	239	14.66	6	1,630	101	138	42.26	57.74
9	7	15	2	14	239	14.66	7	1,630	117	122	48.95	51.05
6	21	15	1	14	233	14.29	8	1,630	117	116	50.21	49.79
9	7	15	2	15	233	14.29	9	1,630	116	117	49.79	50.21
6	26	15	6	16	230	14.11	10	1,630	95	135	41.30	58.70
5	25	15	2	16	228	13.99	11	1,630	110	118	48.25	51.75
6	14	15	1	18	228	13.99	12	1,630	89	139	39.04	60.96
8	8	15	7	14	228	13.99	13	1,630	123	105	53.95	46.05

MO	DY	YR	DAY OF WK	HR	HR VOL	PERCENT OF AADT	HOUR NUMBER	AADT	EAST VOLUME	WEST VOLUME	PERCENT EAST IS OF TOTAL VOLUME	PERCENT WEST IS OF TOTAL VOLUME
10	3	15	7	13	226	13.87	14	1,630	109	117	48.23	51.77
6	27	15	7	16	223	13.68	15	1,630	94	129	42.15	57.85
4	25	15	7	18	221	13.56	16	1,630	57	164	25.79	74.21
6	24	15	4	18	221	13.56	17	1,630	69	152	31.22	68.78
5	25	15	2	14	219	13.44	18	1,630	114	105	52.05	47.95
8	14	15	6	15	219	13.44	19	1,630	110	109	50.23	49.77
9	26	15	7	18	218	13.37	20	1,630	55	163	25.23	74.77
7	26	15	1	14	216	13.25	21	1,630	125	91	57.87	42.13
5	24	15	1	18	215	13.19	22	1,630	114	101	53.02	46.98
6	28	15	1	14	215	13.19	23	1,630	125	90	58.14	41.86
6	13	15	7	18	214	13.13	24	1,630	63	151	29.44	70.56
6	21	15	1	15	214	13.13	25	1,630	110	104	51.40	48.60
8	9	15	1	15	214	13.13	26	1,630	104	110	48.60	51.40
8	14	15	6	12	213	13.07	27	1,630	105	108	49.30	50.70
9	5	15	7	13	213	13.07	28	1,630	116	97	54.46	45.54
6	25	15	5	18	212	13.01	29	1,630	55	157	25.94	74.06
9	27	15	1	18	212	13.01	30	1,630	74	138	34.91	65.09
6	26	15	6	18	211	12.94	31	1,630	62	149	29.38	70.62
9	20	15	1	16	211	12.94	32	1,630	99	112	46.92	53.08
6	28	15	1	13	209	12.82	33	1,630	114	95	54.55	45.45
8	8	15	7	16	209	12.82	34	1,630	74	135	35.41	64.59
5	25	15	2	17	208	12.76	35	1,630	97	111	46.63	53.37
10	4	15	1	16	208	12.76	36	1,630	87	121	41.83	58.17
6	21	15	1	16	207	12.70	37	1,630	111	96	53.62	46.38
9	25	15	6	16	207	12.70	38	1,630	91	116	43.96	56.04
7	12	15	1	14	206	12.64	39	1,630	95	111	46.12	53.88
6	14	15	1	16	205	12.58	40	1,630	105	100	51.22	48.78
8	9	15	1	14	205	12.58	41	1,630	101	104	49.27	50.73
8	14	15	6	13	205	12.58	42	1,630	97	108	47.32	52.68
5	24	15	1	16	204	12.52	43	1,630	98	106	48.04	51.96
7	2	15	5	18	204	12.52	44	1,630	118	86	57.84	42.16
5	30	15	7	14	202	12.39	45	1,630	119	83	58.91	41.09
8	16	15	1	13	202	12.39	46	1,630	102	100	50.50	49.50
6	27	15	7	13	200	12.27	47	1,630	100	100	50.00	50.00
8	9	15	1	13	200	12.27	48	1,630	89	111	44.50	55.50
8	14	15	6	14	200	12.27	49	1,630	101	99	50.50	49.50
7	12	15	1	16	199	12.21	50	1,630	104	95	52.26	47.74
7	24	15	6	14	199	12.21	51	1,630	95	104	47.74	52.26
8	16	15	1	17	199	12.21	52	1,630	101	98	50.75	49.25
9	20	15	1	13	199	12.21	53	1,630	104	95	52.26	47.74
6	19	15	6	14	198	12.15	54	1,630	91	107	45.96	54.04
7	3	15	6	11	198	12.15	55	1,630	86	112	43.43	56.57
7	26	15	1	16	198	12.15	56	1,630	111	87	56.06	43.94
8	9	15	1	16	198	12.15	57	1,630	96	102	48.48	51.52
8	15	15	7	18	198	12.15	58	1,630	59	139	29.80	70.20

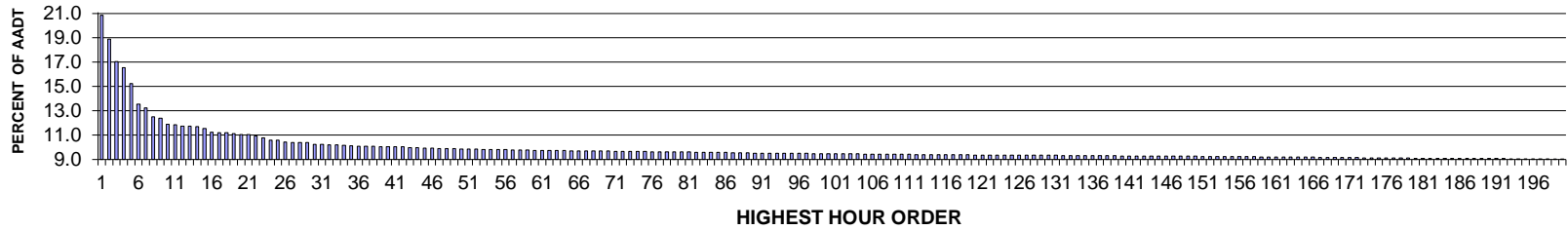
MO	DY	YR	DAY OF WK	HR	HR VOL	PERCENT OF AADT	HOUR NUMBER	AADT	EAST VOLUME	WEST VOLUME	PERCENT EAST IS OF TOTAL VOLUME	PERCENT WEST IS OF TOTAL VOLUME
5	24	15	1	13	197	12.09	59	1,630	95	102	48.22	51.78
7	19	15	1	15	197	12.09	60	1,630	103	94	52.28	47.72
8	14	15	6	16	197	12.09	61	1,630	89	108	45.18	54.82
6	7	15	1	14	196	12.02	62	1,630	110	86	56.12	43.88
7	5	15	1	14	196	12.02	63	1,630	95	101	48.47	51.53
9	4	15	6	15	196	12.02	64	1,630	91	105	46.43	53.57
9	5	15	7	14	196	12.02	65	1,630	94	102	47.96	52.04
9	6	15	1	14	196	12.02	66	1,630	101	95	51.53	48.47
4	12	15	1	16	195	11.96	67	1,630	105	90	53.85	46.15
6	14	15	1	14	195	11.96	68	1,630	106	89	54.36	45.64
6	14	15	1	15	195	11.96	69	1,630	85	110	43.59	56.41
7	3	15	6	13	195	11.96	70	1,630	99	96	50.77	49.23
9	7	15	2	17	195	11.96	71	1,630	91	104	46.67	53.33
9	25	15	6	15	194	11.90	72	1,630	96	98	49.48	50.52
4	26	15	1	16	193	11.84	73	1,630	95	98	49.22	50.78
6	26	15	6	14	193	11.84	74	1,630	99	94	51.30	48.70
7	5	15	1	16	193	11.84	75	1,630	110	83	56.99	43.01
8	16	15	1	15	193	11.84	76	1,630	96	97	49.74	50.26
6	26	15	6	17	192	11.78	77	1,630	63	129	32.81	67.19
8	14	15	6	18	192	11.78	78	1,630	118	74	61.46	38.54
9	7	15	2	18	192	11.78	79	1,630	97	95	50.52	49.48
10	11	15	1	15	192	11.78	80	1,630	90	102	46.88	53.13
5	24	15	1	15	191	11.72	81	1,630	103	88	53.93	46.07
5	25	15	2	18	191	11.72	82	1,630	107	84	56.02	43.98
6	21	15	1	13	191	11.72	83	1,630	101	90	52.88	47.12
6	21	15	1	17	191	11.72	84	1,630	99	92	51.83	48.17
7	12	15	1	13	191	11.72	85	1,630	106	85	55.50	44.50
8	14	15	6	17	191	11.72	86	1,630	78	113	40.84	59.16
8	16	15	1	14	191	11.72	87	1,630	88	103	46.07	53.93
5	23	15	7	14	189	11.60	88	1,630	111	78	58.73	41.27
6	25	15	5	13	189	11.60	89	1,630	79	110	41.80	58.20
7	3	15	6	18	189	11.60	90	1,630	97	92	51.32	48.68
7	5	15	1	15	189	11.60	91	1,630	97	92	51.32	48.68
8	23	15	1	14	189	11.60	92	1,630	92	97	48.68	51.32
5	22	15	6	14	188	11.53	93	1,630	83	105	44.15	55.85
7	26	15	1	15	188	11.53	94	1,630	97	91	51.60	48.40
9	20	15	1	14	188	11.53	95	1,630	82	106	43.62	56.38
6	12	15	6	17	187	11.47	96	1,630	88	99	47.06	52.94
6	26	15	6	15	187	11.47	97	1,630	100	87	53.48	46.52
7	26	15	1	17	187	11.47	98	1,630	93	94	49.73	50.27
8	23	15	1	15	187	11.47	99	1,630	99	88	52.94	47.06
9	26	15	7	14	187	11.47	100	1,630	90	97	48.13	51.87
10	3	15	7	14	187	11.47	101	1,630	90	97	48.13	51.87
6	12	15	6	15	186	11.41	102	1,630	93	93	50.00	50.00
6	25	15	5	16	186	11.41	103	1,630	76	110	40.86	59.14

MO	DY	YR	DAY OF WK	HR	HR VOL	PERCENT OF AADT	HOUR NUMBER	AADT	EAST VOLUME	WEST VOLUME	PERCENT EAST IS OF TOTAL VOLUME	PERCENT WEST IS OF TOTAL VOLUME
6	28	15	1	12	186	11.41	104	1,630	111	75	59.68	40.32
6	28	15	1	15	186	11.41	105	1,630	96	90	51.61	48.39
7	10	15	6	14	186	11.41	106	1,630	95	91	51.08	48.92
8	7	15	6	16	186	11.41	107	1,630	84	102	45.16	54.84
8	9	15	1	17	186	11.41	108	1,630	109	77	58.60	41.40
8	21	15	6	15	186	11.41	109	1,630	90	96	48.39	51.61
5	22	15	6	16	185	11.35	110	1,630	90	95	48.65	51.35
6	25	15	5	14	185	11.35	111	1,630	88	97	47.57	52.43
6	28	15	1	17	184	11.29	112	1,630	82	102	44.57	55.43
7	2	15	5	19	184	11.29	113	1,630	126	58	68.48	31.52
8	16	15	1	19	184	11.29	114	1,630	85	99	46.20	53.80
9	5	15	7	15	184	11.29	115	1,630	86	98	46.74	53.26
5	24	15	1	14	183	11.23	116	1,630	86	97	46.99	53.01
6	19	15	6	16	183	11.23	117	1,630	99	84	54.10	45.90
6	25	15	5	11	183	11.23	118	1,630	102	81	55.74	44.26
7	10	15	6	15	183	11.23	119	1,630	83	100	45.36	54.64
7	31	15	6	18	183	11.23	120	1,630	57	126	31.15	68.85
8	16	15	1	16	183	11.23	121	1,630	98	85	53.55	46.45
4	12	15	1	17	182	11.17	122	1,630	93	89	51.10	48.90
4	26	15	1	15	182	11.17	123	1,630	90	92	49.45	50.55
5	22	15	6	15	182	11.17	124	1,630	91	91	50.00	50.00
6	7	15	1	13	182	11.17	125	1,630	86	96	47.25	52.75
6	27	15	7	15	182	11.17	126	1,630	82	100	45.05	54.95
8	24	15	2	17	182	11.17	127	1,630	83	99	45.60	54.40
9	25	15	6	18	182	11.17	128	1,630	66	116	36.26	63.74
10	2	15	6	17	182	11.17	129	1,630	79	103	43.41	56.59
6	7	15	1	16	181	11.10	130	1,630	88	93	48.62	51.38
6	19	15	6	17	181	11.10	131	1,630	87	94	48.07	51.93
6	23	15	3	17	181	11.10	132	1,630	60	121	33.15	66.85
6	25	15	5	15	181	11.10	133	1,630	91	90	50.28	49.72
7	5	15	1	13	181	11.10	134	1,630	107	74	59.12	40.88
7	19	15	1	16	181	11.10	135	1,630	94	87	51.93	48.07
7	24	15	6	13	181	11.10	136	1,630	89	92	49.17	50.83
8	7	15	6	17	181	11.10	137	1,630	76	105	41.99	58.01
9	7	15	2	13	181	11.10	138	1,630	87	94	48.07	51.93
10	4	15	1	12	181	11.10	139	1,630	86	95	47.51	52.49
5	3	15	1	15	180	11.04	140	1,630	77	103	42.78	57.22
9	18	15	6	18	180	11.04	141	1,630	73	107	40.56	59.44
9	20	15	1	17	180	11.04	142	1,630	67	113	37.22	62.78
9	27	15	1	19	180	11.04	143	1,630	103	77	57.22	42.78
4	17	15	6	16	179	10.98	144	1,630	92	87	51.40	48.60
5	22	15	6	18	179	10.98	145	1,630	81	98	45.25	54.75
7	10	15	6	17	179	10.98	146	1,630	85	94	47.49	52.51
7	25	15	7	13	179	10.98	147	1,630	98	81	54.75	45.25
9	27	15	1	15	179	10.98	148	1,630	90	89	50.28	49.72

MO	DY	YR	DAY OF WK	HR	HR VOL	PERCENT OF AADT	HOUR NUMBER	AADT	EAST VOLUME	WEST VOLUME	PERCENT EAST IS OF TOTAL VOLUME	PERCENT WEST IS OF TOTAL VOLUME
9	27	15	1	17	179	10.98	149	1,630	93	86	51.96	48.04
10	9	15	6	14	179	10.98	150	1,630	85	94	47.49	52.51
3	27	15	6	16	178	10.92	151	1,630	72	106	40.45	59.55
5	10	15	1	15	178	10.92	152	1,630	88	90	49.44	50.56
5	22	15	6	17	178	10.92	153	1,630	74	104	41.57	58.43
5	24	15	1	17	178	10.92	154	1,630	98	80	55.06	44.94
6	18	15	5	14	178	10.92	155	1,630	87	91	48.88	51.12
6	28	15	1	11	178	10.92	156	1,630	103	75	57.87	42.13
8	2	15	1	13	178	10.92	157	1,630	95	83	53.37	46.63
8	2	15	1	17	178	10.92	158	1,630	102	76	57.30	42.70
8	17	15	2	15	178	10.92	159	1,630	85	93	47.75	52.25
8	17	15	2	16	178	10.92	160	1,630	97	81	54.49	45.51
8	23	15	1	16	178	10.92	161	1,630	98	80	55.06	44.94
5	15	15	6	15	177	10.86	162	1,630	83	94	46.89	53.11
6	5	15	6	17	177	10.86	163	1,630	80	97	45.20	54.80
7	3	15	6	15	177	10.86	164	1,630	76	101	42.94	57.06
7	3	15	6	17	177	10.86	165	1,630	87	90	49.15	50.85
7	12	15	1	17	177	10.86	166	1,630	89	88	50.28	49.72
7	17	15	6	16	177	10.86	167	1,630	79	98	44.63	55.37
7	21	15	3	13	177	10.86	168	1,630	81	96	45.76	54.24
7	31	15	6	17	177	10.86	169	1,630	67	110	37.85	62.15
8	2	15	1	16	177	10.86	170	1,630	96	81	54.24	45.76
9	4	15	6	17	177	10.86	171	1,630	89	88	50.28	49.72
5	3	15	1	16	176	10.80	172	1,630	86	90	48.86	51.14
6	24	15	4	16	176	10.80	173	1,630	90	86	51.14	48.86
7	31	15	6	13	176	10.80	174	1,630	78	98	44.32	55.68
8	21	15	6	13	176	10.80	175	1,630	95	81	53.98	46.02
9	18	15	6	19	176	10.80	176	1,630	71	105	40.34	59.66
9	20	15	1	15	176	10.80	177	1,630	85	91	48.30	51.70
9	25	15	6	14	176	10.80	178	1,630	82	94	46.59	53.41
9	27	15	1	14	176	10.80	179	1,630	93	83	52.84	47.16
5	31	15	1	16	175	10.74	180	1,630	87	88	49.71	50.29
7	19	15	1	14	175	10.74	181	1,630	97	78	55.43	44.57
8	28	15	6	17	175	10.74	182	1,630	85	90	48.57	51.43
3	27	15	6	14	174	10.67	183	1,630	78	96	44.83	55.17
3	27	15	6	15	174	10.67	184	1,630	84	90	48.28	51.72
3	29	15	1	17	174	10.67	185	1,630	91	83	52.30	47.70
4	24	15	6	16	174	10.67	186	1,630	97	77	55.75	44.25
7	26	15	1	12	174	10.67	187	1,630	90	84	51.72	48.28
8	7	15	6	13	174	10.67	188	1,630	75	99	43.10	56.90
8	9	15	1	12	174	10.67	189	1,630	83	91	47.70	52.30
8	10	15	2	14	174	10.67	190	1,630	93	81	53.45	46.55
8	20	15	5	15	174	10.67	191	1,630	85	89	48.85	51.15
4	12	15	1	14	173	10.61	192	1,630	93	80	53.76	46.24
4	19	15	1	14	173	10.61	193	1,630	92	81	53.18	46.82

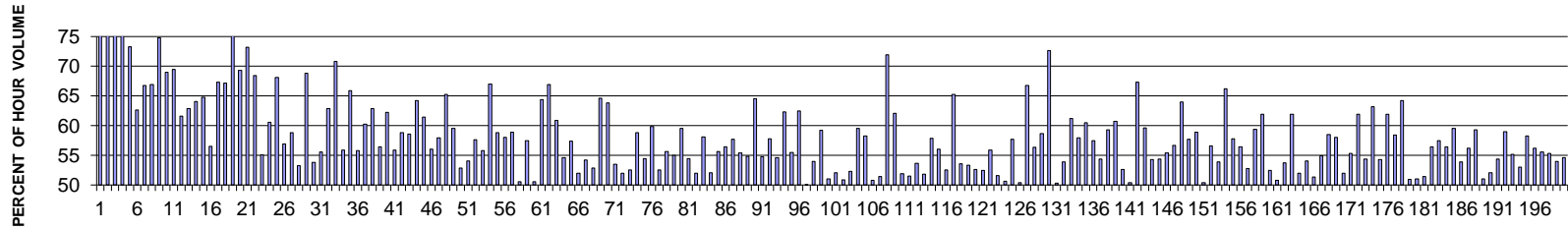
MO	DY	YR	DAY OF WK	HR	HR VOL	PERCENT OF AADT	HOUR NUMBER	AADT	EAST VOLUME	WEST VOLUME	PERCENT EAST IS OF TOTAL VOLUME	PERCENT WEST IS OF TOTAL VOLUME
4	24	15	6	15	173	10.61	194	1,630	85	88	49.13	50.87
5	25	15	2	12	173	10.61	195	1,630	99	74	57.23	42.77
6	22	15	2	17	173	10.61	196	1,630	82	91	47.40	52.60
7	5	15	1	12	173	10.61	197	1,630	93	80	53.76	46.24
8	3	15	2	18	173	10.61	198	1,630	64	109	36.99	63.01
8	7	15	6	18	173	10.61	199	1,630	65	108	37.57	62.43
8	17	15	2	18	173	10.61	200	1,630	69	104	39.88	60.12

**SR 004 MP 55.05 LONGVIEW ADC SITE R078
K FOR PEAK 200 HOURS OF 2015**



AADT= 5273 K 30 FACTOR= 10.26 K 100 FACTOR= 9.48 K 200 FACTOR= 9.03 D 30 FACTOR= 53.79

**SR 004 MP 55.05 LONGVIEW ADC SITE R078
D % IN THE PEAK 200 HOURS OF 2015**



MO	DY	YR	DAY OF WK	HR	HR VOL	PERCENT OF AADT	HOUR NUMBER	AADT	EAST VOLUME	WEST VOLUME	PERCENT EAST IS OF TOTAL VOLUME	PERCENT WEST IS OF TOTAL VOLUME
7	5	15	1	15	1,099	20.84	1	5,273	858	241	78.07	21.93
7	5	15	1	14	996	18.89	2	5,273	789	207	79.22	20.78
7	5	15	1	17	898	17.03	3	5,273	732	166	81.51	18.49
7	5	15	1	16	873	16.56	4	5,273	687	186	78.69	21.31
7	5	15	1	13	804	15.25	5	5,273	589	215	73.26	26.74
7	3	15	6	14	714	13.54	6	5,273	267	447	37.39	62.61
7	3	15	6	15	698	13.24	7	5,273	232	466	33.24	66.76
7	3	15	6	13	659	12.50	8	5,273	218	441	33.08	66.92
7	3	15	6	16	654	12.40	9	5,273	165	489	25.23	74.77
9	11	15	6	18	628	11.91	10	5,273	195	433	31.05	68.95
7	5	15	1	12	625	11.85	11	5,273	434	191	69.44	30.56
9	11	15	6	16	620	11.76	12	5,273	238	382	38.39	61.61
9	11	15	6	17	620	11.76	13	5,273	230	390	37.10	62.90

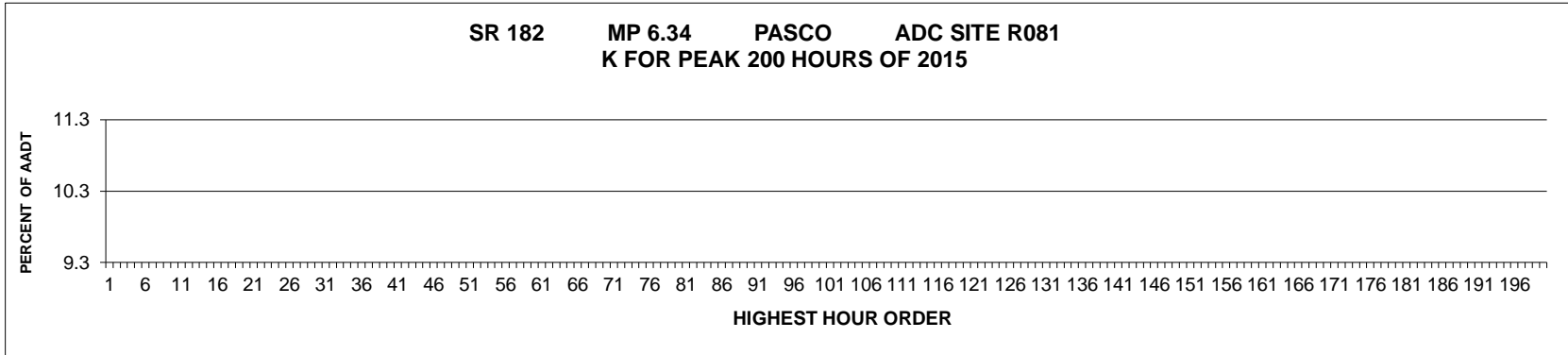
MO	DY	YR	DAY OF WK	HR	HR VOL	PERCENT OF AADT	HOUR NUMBER	AADT	EAST VOLUME	WEST VOLUME	PERCENT EAST IS OF TOTAL VOLUME	PERCENT WEST IS OF TOTAL VOLUME
7	3	15	6	12	618	11.72	14	5,273	222	396	35.92	64.08
7	3	15	6	17	608	11.53	15	5,273	214	394	35.20	64.80
9	4	15	6	17	593	11.25	16	5,273	258	335	43.51	56.49
9	13	15	1	15	591	11.21	17	5,273	398	193	67.34	32.66
9	13	15	1	16	591	11.21	18	5,273	397	194	67.17	32.83
7	5	15	1	18	587	11.13	19	5,273	445	142	75.81	24.19
9	13	15	1	17	583	11.06	20	5,273	404	179	69.30	30.70
8	23	15	1	18	582	11.04	21	5,273	426	156	73.20	26.80
7	17	15	6	18	576	10.92	22	5,273	182	394	31.60	68.40
8	23	15	1	13	568	10.77	23	5,273	313	255	55.11	44.89
7	17	15	6	17	558	10.58	24	5,273	220	338	39.43	60.57
9	4	15	6	18	558	10.58	25	5,273	178	380	31.90	68.10
7	16	15	5	17	550	10.43	26	5,273	237	313	43.09	56.91
7	2	15	5	16	549	10.41	27	5,273	226	323	41.17	58.83
7	12	15	1	14	548	10.39	28	5,273	256	292	46.72	53.28
9	13	15	1	13	548	10.39	29	5,273	377	171	68.80	31.20
7	24	15	6	17	541	10.26	30	5,273	250	291	46.21	53.79
7	17	15	6	15	540	10.24	31	5,273	240	300	44.44	55.56
7	3	15	6	18	538	10.20	32	5,273	200	338	37.17	62.83
8	23	15	1	19	538	10.20	33	5,273	381	157	70.82	29.18
8	1	15	7	13	535	10.15	34	5,273	236	299	44.11	55.89
8	22	15	7	13	533	10.11	35	5,273	182	351	34.15	65.85
9	4	15	6	15	532	10.09	36	5,273	235	297	44.17	55.83
4	17	15	6	17	531	10.07	37	5,273	211	320	39.74	60.26
9	7	15	2	15	531	10.07	38	5,273	334	197	62.90	37.10
8	21	15	6	16	530	10.05	39	5,273	231	299	43.58	56.42
9	7	15	2	13	530	10.05	40	5,273	330	200	62.26	37.74
9	18	15	6	17	530	10.05	41	5,273	234	296	44.15	55.85
8	21	15	6	17	529	10.03	42	5,273	218	311	41.21	58.79
7	24	15	6	16	526	9.98	43	5,273	218	308	41.44	58.56
9	12	15	7	12	525	9.96	44	5,273	188	337	35.81	64.19
5	30	15	7	17	524	9.94	45	5,273	322	202	61.45	38.55
6	19	15	6	16	523	9.92	46	5,273	230	293	43.98	56.02
7	3	15	6	11	521	9.88	47	5,273	219	302	42.03	57.97
7	18	15	7	12	521	9.88	48	5,273	181	340	34.74	65.26
9	11	15	6	14	521	9.88	49	5,273	211	310	40.50	59.50
7	9	15	5	17	520	9.86	50	5,273	245	275	47.12	52.88
9	10	15	5	17	520	9.86	51	5,273	239	281	45.96	54.04
8	1	15	7	14	519	9.84	52	5,273	220	299	42.39	57.61
5	8	15	6	17	518	9.82	53	5,273	229	289	44.21	55.79
5	22	15	6	17	518	9.82	54	5,273	171	347	33.01	66.99
7	6	15	2	14	517	9.80	55	5,273	304	213	58.80	41.20
8	16	15	1	13	517	9.80	56	5,273	300	217	58.03	41.97
6	5	15	6	17	516	9.79	57	5,273	212	304	41.09	58.91
7	12	15	1	13	516	9.79	58	5,273	255	261	49.42	50.58

MO	DY	YR	DAY OF WK	HR	HR VOL	PERCENT OF AADT	HOUR NUMBER	AADT	EAST VOLUME	WEST VOLUME	PERCENT EAST IS OF TOTAL VOLUME	PERCENT WEST IS OF TOTAL VOLUME
7	17	15	6	16	515	9.77	59	5,273	219	296	42.52	57.48
4	20	15	2	17	514	9.75	60	5,273	254	260	49.42	50.58
9	7	15	2	14	514	9.75	61	5,273	331	183	64.40	35.60
9	13	15	1	18	514	9.75	62	5,273	344	170	66.93	33.07
10	2	15	6	17	514	9.75	63	5,273	201	313	39.11	60.89
7	2	15	5	14	513	9.73	64	5,273	233	280	45.42	54.58
7	10	15	6	17	512	9.71	65	5,273	218	294	42.58	57.42
9	3	15	5	17	512	9.71	66	5,273	246	266	48.05	51.95
2	13	15	6	17	511	9.69	67	5,273	234	277	45.79	54.21
3	27	15	6	17	511	9.69	68	5,273	241	270	47.16	52.84
7	2	15	5	17	511	9.69	69	5,273	181	330	35.42	64.58
7	18	15	7	11	511	9.69	70	5,273	185	326	36.20	63.80
7	6	15	2	15	510	9.67	71	5,273	273	237	53.53	46.47
8	25	15	3	17	510	9.67	72	5,273	265	245	51.96	48.04
8	28	15	6	16	510	9.67	73	5,273	242	268	47.45	52.55
9	10	15	5	16	510	9.67	74	5,273	210	300	41.18	58.82
8	23	15	1	14	509	9.65	75	5,273	277	232	54.42	45.58
3	20	15	6	17	508	9.63	76	5,273	204	304	40.16	59.84
6	11	15	5	16	508	9.63	77	5,273	241	267	47.44	52.56
5	10	15	1	13	507	9.62	78	5,273	282	225	55.62	44.38
6	21	15	1	13	507	9.62	79	5,273	279	228	55.03	44.97
7	19	15	1	14	507	9.62	80	5,273	302	205	59.57	40.43
8	14	15	6	16	507	9.62	81	5,273	231	276	45.56	54.44
8	17	15	2	17	506	9.60	82	5,273	243	263	48.02	51.98
9	4	15	6	16	506	9.60	83	5,273	212	294	41.90	58.10
6	5	15	6	16	505	9.58	84	5,273	242	263	47.92	52.08
8	1	15	7	12	505	9.58	85	5,273	224	281	44.36	55.64
8	28	15	6	17	505	9.58	86	5,273	220	285	43.56	56.44
6	7	15	1	17	504	9.56	87	5,273	291	213	57.74	42.26
10	23	15	6	17	504	9.56	88	5,273	225	279	44.64	55.36
7	31	15	6	16	503	9.54	89	5,273	227	276	45.13	54.87
6	7	15	1	18	502	9.52	90	5,273	324	178	64.54	35.46
6	24	15	4	17	502	9.52	91	5,273	227	275	45.22	54.78
7	2	15	5	15	502	9.52	92	5,273	212	290	42.23	57.77
7	24	15	6	15	502	9.52	93	5,273	228	274	45.42	54.58
10	2	15	6	18	502	9.52	94	5,273	189	313	37.65	62.35
4	9	15	5	17	501	9.50	95	5,273	223	278	44.51	55.49
8	21	15	6	18	501	9.50	96	5,273	188	313	37.52	62.48
8	28	15	6	13	501	9.50	97	5,273	251	250	50.10	49.90
5	8	15	6	15	500	9.48	98	5,273	230	270	46.00	54.00
6	26	15	6	14	500	9.48	99	5,273	204	296	40.80	59.20
7	8	15	4	17	500	9.48	100	5,273	245	255	49.00	51.00
4	10	15	6	17	499	9.46	101	5,273	239	260	47.90	52.10
7	6	15	2	17	499	9.46	102	5,273	254	245	50.90	49.10
7	21	15	3	17	499	9.46	103	5,273	238	261	47.70	52.30

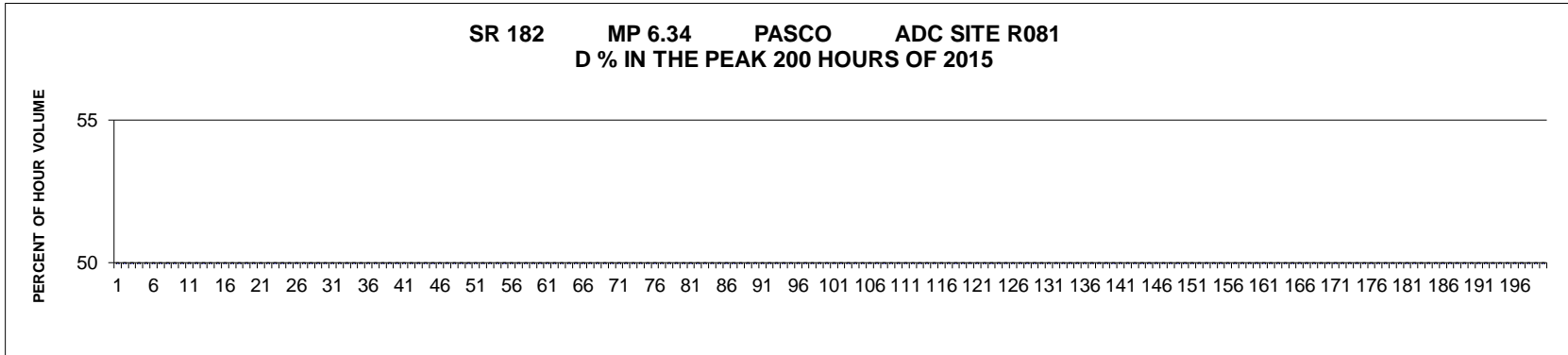
MO	DY	YR	DAY OF WK	HR	HR VOL	PERCENT OF AADT	HOUR NUMBER	AADT	EAST VOLUME	WEST VOLUME	PERCENT EAST IS OF TOTAL VOLUME	PERCENT WEST IS OF TOTAL VOLUME
8	23	15	1	16	499	9.46	104	5,273	297	202	59.52	40.48
5	8	15	6	18	498	9.44	105	5,273	208	290	41.77	58.23
6	19	15	6	15	498	9.44	106	5,273	245	253	49.20	50.80
8	22	15	7	16	498	9.44	107	5,273	242	256	48.59	51.41
9	11	15	6	19	498	9.44	108	5,273	140	358	28.11	71.89
9	12	15	7	11	498	9.44	109	5,273	189	309	37.95	62.05
7	29	15	4	15	497	9.43	110	5,273	239	258	48.09	51.91
7	31	15	6	13	497	9.43	111	5,273	241	256	48.49	51.51
4	16	15	5	17	496	9.41	112	5,273	266	230	53.63	46.37
6	5	15	6	15	496	9.41	113	5,273	239	257	48.19	51.81
7	15	15	4	17	496	9.41	114	5,273	209	287	42.14	57.86
8	20	15	5	17	496	9.41	115	5,273	218	278	43.95	56.05
6	21	15	1	14	495	9.39	116	5,273	260	235	52.53	47.47
7	2	15	5	18	495	9.39	117	5,273	172	323	34.75	65.25
7	28	15	3	17	495	9.39	118	5,273	230	265	46.46	53.54
8	13	15	5	17	495	9.39	119	5,273	231	264	46.67	53.33
2	16	15	2	13	494	9.37	120	5,273	234	260	47.37	52.63
7	19	15	1	12	494	9.37	121	5,273	259	235	52.43	47.57
7	19	15	1	13	494	9.37	122	5,273	276	218	55.87	44.13
7	29	15	4	16	494	9.37	123	5,273	239	255	48.38	51.62
8	21	15	6	14	494	9.37	124	5,273	250	244	50.61	49.39
8	22	15	7	14	494	9.37	125	5,273	209	285	42.31	57.69
8	22	15	7	17	494	9.37	126	5,273	249	245	50.40	49.60
5	25	15	2	13	493	9.35	127	5,273	329	164	66.73	33.27
6	12	15	6	16	493	9.35	128	5,273	215	278	43.61	56.39
6	27	15	7	12	493	9.35	129	5,273	204	289	41.38	58.62
7	5	15	1	19	493	9.35	130	5,273	358	135	72.62	27.38
8	19	15	4	16	493	9.35	131	5,273	248	245	50.30	49.70
6	26	15	6	17	492	9.33	132	5,273	227	265	46.14	53.86
6	27	15	7	13	492	9.33	133	5,273	191	301	38.82	61.18
8	2	15	1	14	492	9.33	134	5,273	285	207	57.93	42.07
5	22	15	6	16	491	9.31	135	5,273	194	297	39.51	60.49
6	18	15	5	17	491	9.31	136	5,273	209	282	42.57	57.43
8	22	15	7	12	491	9.31	137	5,273	224	267	45.62	54.38
9	11	15	6	12	491	9.31	138	5,273	200	291	40.73	59.27
10	9	15	6	17	491	9.31	139	5,273	193	298	39.31	60.69
6	8	15	2	17	490	9.29	140	5,273	232	258	47.35	52.65
6	9	15	3	17	490	9.29	141	5,273	247	243	50.41	49.59
7	4	15	7	13	490	9.29	142	5,273	160	330	32.65	67.35
7	31	15	6	15	490	9.29	143	5,273	198	292	40.41	59.59
10	16	15	6	16	490	9.29	144	5,273	224	266	45.71	54.29
5	9	15	7	13	489	9.27	145	5,273	223	266	45.60	54.40
8	21	15	6	15	489	9.27	146	5,273	218	271	44.58	55.42
8	23	15	1	15	489	9.27	147	5,273	277	212	56.65	43.35
8	23	15	1	17	489	9.27	148	5,273	313	176	64.01	35.99

MO	DY	YR	DAY OF WK	HR	HR VOL	PERCENT OF AADT	HOUR NUMBER	AADT	EAST VOLUME	WEST VOLUME	PERCENT EAST IS OF TOTAL VOLUME	PERCENT WEST IS OF TOTAL VOLUME
9	28	15	2	17	489	9.27	149	5,273	207	282	42.33	57.67
11	5	15	5	17	489	9.27	150	5,273	201	288	41.10	58.90
4	2	15	5	17	488	9.25	151	5,273	242	246	49.59	50.41
4	17	15	6	16	488	9.25	152	5,273	212	276	43.44	56.56
9	8	15	3	17	488	9.25	153	5,273	225	263	46.11	53.89
9	13	15	1	14	488	9.25	154	5,273	323	165	66.19	33.81
9	18	15	6	16	488	9.25	155	5,273	206	282	42.21	57.79
7	31	15	6	17	487	9.24	156	5,273	212	275	43.53	56.47
9	12	15	7	16	487	9.24	157	5,273	230	257	47.23	52.77
9	18	15	6	18	487	9.24	158	5,273	198	289	40.66	59.34
6	12	15	6	17	486	9.22	159	5,273	185	301	38.07	61.93
7	17	15	6	14	486	9.22	160	5,273	231	255	47.53	52.47
8	14	15	6	14	486	9.22	161	5,273	239	247	49.18	50.82
8	27	15	5	17	486	9.22	162	5,273	225	261	46.30	53.70
10	8	15	5	18	486	9.22	163	5,273	185	301	38.07	61.93
4	19	15	1	14	485	9.20	164	5,273	252	233	51.96	48.04
6	26	15	6	16	485	9.20	165	5,273	223	262	45.98	54.02
7	7	15	3	17	485	9.20	166	5,273	236	249	48.66	51.34
8	19	15	4	17	484	9.18	167	5,273	218	266	45.04	54.96
9	9	15	4	16	484	9.18	168	5,273	201	283	41.53	58.47
10	16	15	6	17	484	9.18	169	5,273	203	281	41.94	58.06
8	5	15	4	16	483	9.16	170	5,273	232	251	48.03	51.97
8	13	15	5	16	483	9.16	171	5,273	216	267	44.72	55.28
9	11	15	6	13	483	9.16	172	5,273	184	299	38.10	61.90
8	14	15	6	15	482	9.14	173	5,273	220	262	45.64	54.36
4	17	15	6	18	481	9.12	174	5,273	177	304	36.80	63.20
7	2	15	5	13	481	9.12	175	5,273	220	261	45.74	54.26
7	6	15	2	12	481	9.12	176	5,273	298	183	61.95	38.05
8	4	15	3	17	481	9.12	177	5,273	200	281	41.58	58.42
8	14	15	6	18	481	9.12	178	5,273	172	309	35.76	64.24
10	1	15	5	16	481	9.12	179	5,273	245	236	50.94	49.06
5	28	15	5	17	480	9.10	180	5,273	235	245	48.96	51.04
7	10	15	6	14	480	9.10	181	5,273	247	233	51.46	48.54
8	22	15	7	15	480	9.10	182	5,273	209	271	43.54	56.46
8	22	15	7	18	480	9.10	183	5,273	276	204	57.50	42.50
12	4	15	6	17	480	9.10	184	5,273	209	271	43.54	56.46
7	4	15	7	14	479	9.08	185	5,273	194	285	40.50	59.50
7	27	15	2	17	479	9.08	186	5,273	221	258	46.14	53.86
8	14	15	6	17	479	9.08	187	5,273	210	269	43.84	56.16
9	12	15	7	13	479	9.08	188	5,273	195	284	40.71	59.29
7	8	15	4	16	478	9.07	189	5,273	244	234	51.05	48.95
7	9	15	5	16	478	9.07	190	5,273	249	229	52.09	47.91
8	22	15	7	11	478	9.07	191	5,273	218	260	45.61	54.39
9	11	15	6	15	478	9.07	192	5,273	196	282	41.00	59.00
2	13	15	6	16	477	9.05	193	5,273	214	263	44.86	55.14

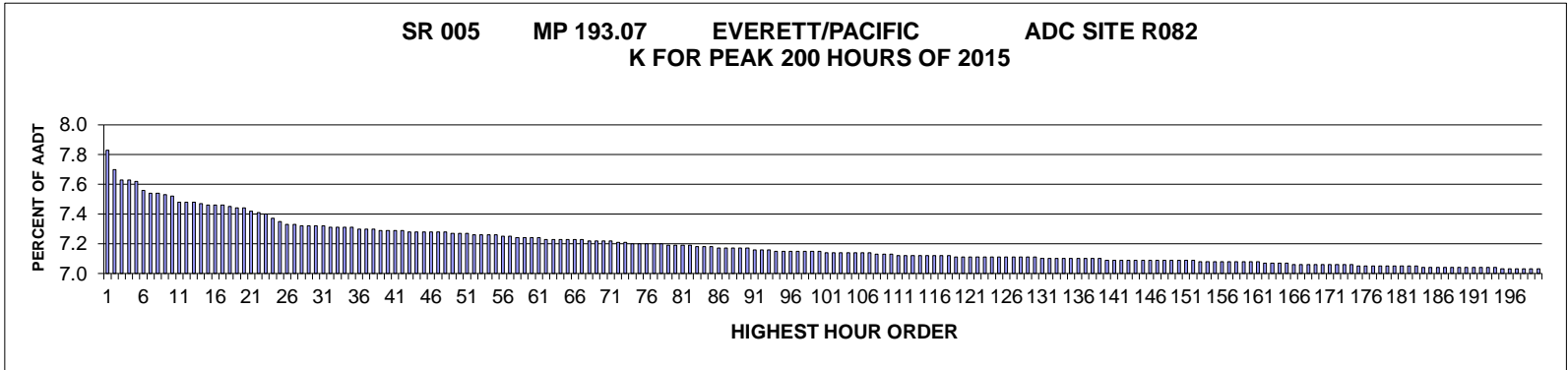
MO	DY	YR	DAY OF WK	HR	HR VOL	PERCENT OF AADT	HOUR NUMBER	AADT	EAST VOLUME	WEST VOLUME	PERCENT EAST IS OF TOTAL VOLUME	PERCENT WEST IS OF TOTAL VOLUME
8	16	15	1	15	477	9.05	194	5,273	253	224	53.04	46.96
9	22	15	3	17	477	9.05	195	5,273	199	278	41.72	58.28
10	2	15	6	16	477	9.05	196	5,273	209	268	43.82	56.18
10	21	15	4	17	477	9.05	197	5,273	212	265	44.44	55.56
10	22	15	5	17	477	9.05	198	5,273	213	264	44.65	55.35
6	18	15	5	16	476	9.03	199	5,273	257	219	53.99	46.01
6	24	15	4	15	476	9.03	200	5,273	260	216	54.62	45.38



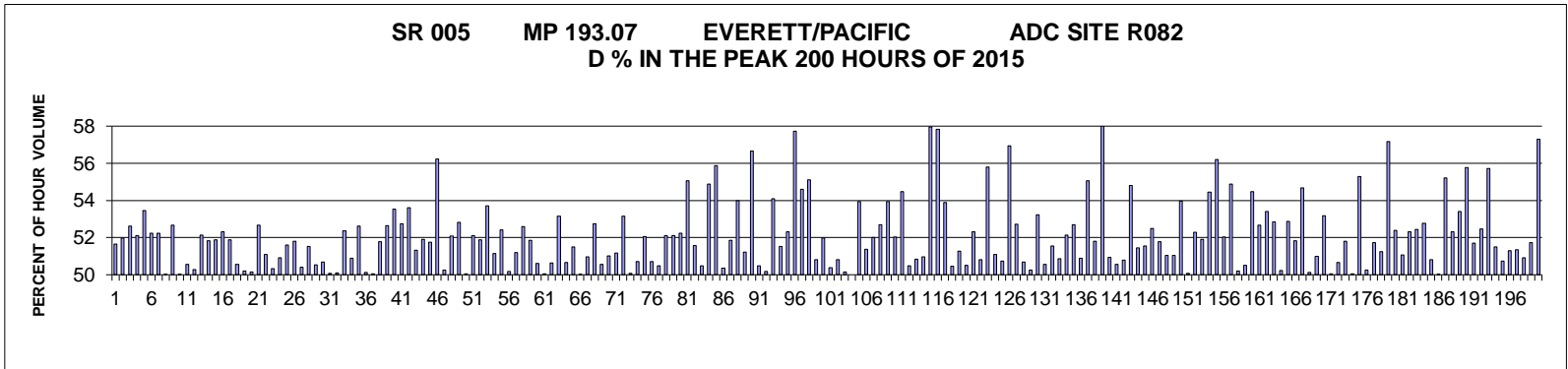
AADT= 0 K 30 FACTOR= 0.00 K 100 FACTOR= 0 K 200 FACTOR= 0 D 30 FACTOR= 0.00



MO	DY	YR	DAY OF WK	HR	HR VOL	PERCENT OF AADT	HOUR NUMBER	AADT	EAST VOLUME	WEST VOLUME	PERCENT EAST IS OF TOTAL VOLUME	PERCENT WEST IS OF TOTAL VOLUME
----	----	----	-----------	----	--------	-----------------	-------------	------	-------------	-------------	---------------------------------	---------------------------------



AADT= 187316 K 30 FACTOR= 7.32 K 100 FACTOR= 7.15 K 200 FACTOR= 7.03 D 30 FACTOR= 50.68



MO	DY	YR	DAY OF WK	HR	HR VOL	PERCENT OF AADT	HOUR NUMBER	AADT	NORTH VOLUME	SOUTH VOLUME	PERCENT NORTH IS OF TOTAL VOLUME	PERCENT SOUTH IS OF TOTAL VOLUME
7	10	15	6	14	14,670	7.83	1	187,316	7,576	7,094	51.64	48.36
2	13	15	6	14	14,416	7.70	2	187,316	7,495	6,921	51.99	48.01
10	9	15	6	14	14,298	7.63	3	187,316	7,522	6,776	52.61	47.39
10	2	15	6	14	14,285	7.63	4	187,316	7,442	6,843	52.10	47.90
8	28	15	6	14	14,271	7.62	5	187,316	7,628	6,643	53.45	46.55
5	1	15	6	14	14,162	7.56	6	187,316	7,397	6,765	52.23	47.77
4	24	15	6	14	14,125	7.54	7	187,316	7,377	6,748	52.23	47.77
8	21	15	6	14	14,123	7.54	8	187,316	7,060	7,063	49.99	50.01
3	13	15	6	14	14,096	7.53	9	187,316	7,425	6,671	52.67	47.33
4	3	15	6	14	14,085	7.52	10	187,316	7,039	7,046	49.98	50.02
6	5	15	6	14	14,008	7.48	11	187,316	7,082	6,926	50.56	49.44
5	16	15	7	15	14,005	7.48	12	187,316	7,041	6,964	50.27	49.73
4	10	15	6	14	14,004	7.48	13	187,316	7,300	6,704	52.13	47.87

MO	DY	YR	DAY OF WK	HR	HR VOL	PERCENT OF AADT	HOUR NUMBER	AADT	NORTH VOLUME	SOUTH VOLUME	PERCENT NORTH IS OF TOTAL VOLUME	PERCENT SOUTH IS OF TOTAL VOLUME
10	23	15	6	14	13,987	7.47	14	187,316	7,249	6,738	51.83	48.17
9	18	15	6	14	13,981	7.46	15	187,316	7,252	6,729	51.87	48.13
9	25	15	6	14	13,974	7.46	16	187,316	7,309	6,665	52.30	47.70
11	6	15	6	14	13,973	7.46	17	187,316	7,250	6,723	51.89	48.11
6	19	15	6	14	13,951	7.45	18	187,316	7,053	6,898	50.56	49.44
5	15	15	6	14	13,943	7.44	19	187,316	7,001	6,942	50.21	49.79
6	18	15	5	14	13,935	7.44	20	187,316	6,987	6,948	50.14	49.86
5	9	15	7	13	13,902	7.42	21	187,316	7,321	6,581	52.66	47.34
12	11	15	6	14	13,872	7.41	22	187,316	7,089	6,783	51.10	48.90
8	13	15	5	14	13,858	7.40	23	187,316	6,976	6,882	50.34	49.66
3	20	15	6	14	13,813	7.37	24	187,316	7,033	6,780	50.92	49.08
9	19	15	7	13	13,769	7.35	25	187,316	7,104	6,665	51.59	48.41
5	29	15	6	14	13,729	7.33	26	187,316	7,112	6,617	51.80	48.20
2	16	15	2	14	13,723	7.33	27	187,316	6,807	6,916	49.60	50.40
5	22	15	6	14	13,716	7.32	28	187,316	7,068	6,648	51.53	48.47
8	6	15	5	14	13,716	7.32	29	187,316	6,929	6,787	50.52	49.48
6	11	15	5	14	13,714	7.32	30	187,316	6,764	6,950	49.32	50.68
11	25	15	4	14	13,709	7.32	31	187,316	6,864	6,845	50.07	49.93
5	16	15	7	14	13,702	7.31	32	187,316	6,836	6,866	49.89	50.11
7	6	15	2	15	13,701	7.31	33	187,316	7,174	6,527	52.36	47.64
10	11	15	1	15	13,692	7.31	34	187,316	6,967	6,725	50.88	49.12
11	25	15	4	13	13,687	7.31	35	187,316	7,201	6,486	52.61	47.39
6	20	15	7	12	13,676	7.30	36	187,316	6,822	6,854	49.88	50.12
7	9	15	5	14	13,674	7.30	37	187,316	6,844	6,830	50.05	49.95
2	20	15	6	14	13,671	7.30	38	187,316	7,078	6,593	51.77	48.23
7	11	15	7	13	13,664	7.29	39	187,316	7,193	6,471	52.64	47.36
5	16	15	7	17	13,654	7.29	40	187,316	6,344	7,310	46.46	53.54
3	28	15	7	14	13,648	7.29	41	187,316	7,199	6,449	52.75	47.25
12	4	15	6	15	13,648	7.29	42	187,316	7,318	6,330	53.62	46.38
12	4	15	6	14	13,645	7.28	43	187,316	7,001	6,644	51.31	48.69
12	18	15	6	14	13,638	7.28	44	187,316	7,080	6,558	51.91	48.09
3	6	15	6	14	13,637	7.28	45	187,316	7,057	6,580	51.75	48.25
4	1	15	4	15	13,636	7.28	46	187,316	7,666	5,970	56.22	43.78
7	16	15	5	14	13,632	7.28	47	187,316	6,780	6,852	49.74	50.26
7	11	15	7	15	13,628	7.28	48	187,316	7,097	6,531	52.08	47.92
6	18	15	5	15	13,622	7.27	49	187,316	7,197	6,425	52.83	47.17
3	27	15	6	14	13,613	7.27	50	187,316	6,815	6,798	50.06	49.94
10	16	15	6	14	13,613	7.27	51	187,316	7,092	6,521	52.10	47.90
6	13	15	7	12	13,606	7.26	52	187,316	7,060	6,546	51.89	48.11
3	21	15	7	15	13,604	7.26	53	187,316	7,305	6,299	53.70	46.30
7	23	15	5	14	13,603	7.26	54	187,316	6,956	6,647	51.14	48.86
2	27	15	6	14	13,590	7.26	55	187,316	7,123	6,467	52.41	47.59
6	25	15	5	14	13,578	7.25	56	187,316	6,814	6,764	50.18	49.82
11	21	15	7	14	13,575	7.25	57	187,316	6,949	6,626	51.19	48.81
9	3	15	5	15	13,570	7.24	58	187,316	7,135	6,435	52.58	47.42

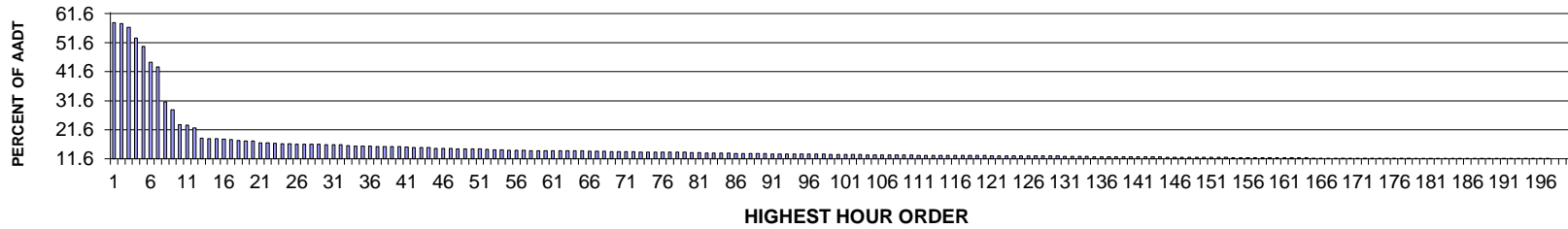
MO	DY	YR	DAY OF WK	HR	HR VOL	PERCENT OF AADT	HOUR NUMBER	AADT	NORTH VOLUME	SOUTH VOLUME	PERCENT NORTH IS OF TOTAL VOLUME	PERCENT SOUTH IS OF TOTAL VOLUME
7	6	15	2	14	13,558	7.24	59	187,316	6,528	7,030	48.15	51.85
12	22	15	3	14	13,556	7.24	60	187,316	6,862	6,694	50.62	49.38
7	15	15	4	14	13,553	7.24	61	187,316	6,784	6,769	50.06	49.94
8	20	15	5	14	13,550	7.23	62	187,316	6,689	6,861	49.37	50.63
4	25	15	7	15	13,545	7.23	63	187,316	7,201	6,344	53.16	46.84
5	16	15	7	16	13,543	7.23	64	187,316	6,681	6,862	49.33	50.67
3	28	15	7	12	13,538	7.23	65	187,316	6,972	6,566	51.50	48.50
8	5	15	4	14	13,536	7.23	66	187,316	6,765	6,771	49.98	50.02
11	20	15	6	14	13,534	7.23	67	187,316	6,897	6,637	50.96	49.04
10	3	15	7	13	13,533	7.22	68	187,316	7,137	6,396	52.74	47.26
8	10	15	2	14	13,532	7.22	69	187,316	6,691	6,841	49.45	50.55
9	3	15	5	14	13,530	7.22	70	187,316	6,901	6,629	51.01	48.99
7	25	15	7	13	13,527	7.22	71	187,316	6,921	6,606	51.16	48.84
6	21	15	1	13	13,508	7.21	72	187,316	7,179	6,329	53.15	46.85
9	11	15	6	14	13,503	7.21	73	187,316	6,742	6,761	49.93	50.07
12	19	15	7	13	13,496	7.20	74	187,316	6,653	6,843	49.30	50.70
3	28	15	7	13	13,495	7.20	75	187,316	7,026	6,469	52.06	47.94
12	23	15	4	14	13,495	7.20	76	187,316	6,844	6,651	50.72	49.28
5	9	15	7	12	13,488	7.20	77	187,316	6,810	6,678	50.49	49.51
5	9	15	7	15	13,486	7.20	78	187,316	7,026	6,460	52.10	47.90
6	13	15	7	13	13,477	7.19	79	187,316	7,024	6,453	52.12	47.88
9	12	15	7	13	13,476	7.19	80	187,316	7,038	6,438	52.23	47.77
2	27	15	6	15	13,465	7.19	81	187,316	7,415	6,050	55.07	44.93
4	9	15	5	14	13,460	7.19	82	187,316	6,943	6,517	51.58	48.42
12	19	15	7	14	13,450	7.18	83	187,316	6,790	6,660	50.48	49.52
4	2	15	5	15	13,447	7.18	84	187,316	7,381	6,066	54.89	45.11
6	4	15	5	15	13,442	7.18	85	187,316	7,511	5,931	55.88	44.12
7	30	15	5	14	13,438	7.17	86	187,316	6,768	6,670	50.36	49.64
10	17	15	7	16	13,436	7.17	87	187,316	6,469	6,967	48.15	51.85
9	8	15	3	15	13,427	7.17	88	187,316	7,248	6,179	53.98	46.02
5	9	15	7	14	13,426	7.17	89	187,316	6,876	6,550	51.21	48.79
5	26	15	3	15	13,422	7.17	90	187,316	7,606	5,816	56.67	43.33
2	21	15	7	16	13,418	7.16	91	187,316	6,646	6,772	49.53	50.47
3	7	15	7	17	13,413	7.16	92	187,316	6,731	6,682	50.18	49.82
11	6	15	6	15	13,406	7.16	93	187,316	7,251	6,155	54.09	45.91
2	28	15	7	16	13,402	7.15	94	187,316	6,906	6,496	51.53	48.47
7	11	15	7	14	13,400	7.15	95	187,316	7,008	6,392	52.30	47.70
3	30	15	2	15	13,392	7.15	96	187,316	7,731	5,661	57.73	42.27
6	6	15	7	13	13,388	7.15	97	187,316	7,310	6,078	54.60	45.40
5	22	15	6	13	13,386	7.15	98	187,316	7,377	6,009	55.11	44.89
11	21	15	7	17	13,386	7.15	99	187,316	6,586	6,800	49.20	50.80
5	10	15	1	13	13,385	7.15	100	187,316	6,958	6,427	51.98	48.02
8	19	15	4	14	13,381	7.14	101	187,316	6,740	6,641	50.37	49.63
7	1	15	4	14	13,380	7.14	102	187,316	6,800	6,580	50.82	49.18
9	19	15	7	12	13,380	7.14	103	187,316	6,710	6,670	50.15	49.85

MO	DY	YR	DAY OF WK	HR	HR VOL	PERCENT OF AADT	HOUR NUMBER	AADT	NORTH VOLUME	SOUTH VOLUME	PERCENT NORTH IS OF TOTAL VOLUME	PERCENT SOUTH IS OF TOTAL VOLUME
5	9	15	7	16	13,376	7.14	104	187,316	6,688	6,688	50.00	50.00
8	24	15	2	15	13,372	7.14	105	187,316	7,212	6,160	53.93	46.07
2	28	15	7	13	13,369	7.14	106	187,316	6,866	6,503	51.36	48.64
3	7	15	7	13	13,368	7.14	107	187,316	6,953	6,415	52.01	47.99
5	1	15	6	15	13,364	7.13	108	187,316	7,041	6,323	52.69	47.31
9	19	15	7	15	13,352	7.13	109	187,316	7,201	6,151	53.93	46.07
8	21	15	6	13	13,347	7.13	110	187,316	6,946	6,401	52.04	47.96
3	6	15	6	15	13,346	7.12	111	187,316	7,271	6,075	54.48	45.52
7	10	15	6	15	13,345	7.12	112	187,316	6,736	6,609	50.48	49.52
8	16	15	1	13	13,345	7.12	113	187,316	6,785	6,560	50.84	49.16
9	4	15	6	14	13,345	7.12	114	187,316	6,800	6,545	50.96	49.04
4	6	15	2	15	13,342	7.12	115	187,316	7,733	5,609	57.96	42.04
3	18	15	4	15	13,339	7.12	116	187,316	7,715	5,624	57.84	42.16
4	24	15	6	15	13,335	7.12	117	187,316	7,187	6,148	53.90	46.10
8	16	15	1	14	13,333	7.12	118	187,316	6,726	6,607	50.45	49.55
2	21	15	7	13	13,324	7.11	119	187,316	6,833	6,491	51.28	48.72
10	30	15	6	14	13,324	7.11	120	187,316	6,594	6,730	49.49	50.51
6	17	15	4	14	13,323	7.11	121	187,316	6,352	6,971	47.68	52.32
6	29	15	2	14	13,320	7.11	122	187,316	6,552	6,768	49.19	50.81
5	21	15	5	15	13,317	7.11	123	187,316	7,429	5,888	55.79	44.21
3	14	15	7	15	13,316	7.11	124	187,316	6,802	6,514	51.08	48.92
7	29	15	4	14	13,312	7.11	125	187,316	6,754	6,558	50.74	49.26
9	15	15	3	15	13,311	7.11	126	187,316	7,579	5,732	56.94	43.06
2	14	15	7	13	13,310	7.11	127	187,316	7,017	6,293	52.72	47.28
5	10	15	1	14	13,310	7.11	128	187,316	6,746	6,564	50.68	49.32
10	17	15	7	15	13,310	7.11	129	187,316	6,620	6,690	49.74	50.26
10	9	15	6	15	13,309	7.11	130	187,316	7,083	6,226	53.22	46.78
7	8	15	4	14	13,308	7.10	131	187,316	6,727	6,581	50.55	49.45
10	23	15	6	15	13,306	7.10	132	187,316	6,860	6,446	51.56	48.44
8	3	15	2	14	13,305	7.10	133	187,316	6,767	6,538	50.86	49.14
4	11	15	7	13	13,302	7.10	134	187,316	6,935	6,367	52.14	47.86
3	7	15	7	14	13,300	7.10	135	187,316	7,009	6,291	52.70	47.30
10	17	15	7	14	13,299	7.10	136	187,316	6,532	6,767	49.12	50.88
8	12	15	4	15	13,296	7.10	137	187,316	7,319	5,977	55.05	44.95
4	10	15	6	15	13,294	7.10	138	187,316	6,886	6,408	51.80	48.20
2	12	15	5	15	13,291	7.10	139	187,316	7,709	5,582	58.00	42.00
12	19	15	7	17	13,290	7.09	140	187,316	6,519	6,771	49.05	50.95
6	15	15	2	14	13,289	7.09	141	187,316	6,569	6,720	49.43	50.57
9	26	15	7	13	13,289	7.09	142	187,316	6,749	6,540	50.79	49.21
7	7	15	3	15	13,284	7.09	143	187,316	7,280	6,004	54.80	45.20
7	25	15	7	12	13,284	7.09	144	187,316	6,836	6,448	51.46	48.54
10	3	15	7	12	13,283	7.09	145	187,316	6,847	6,436	51.55	48.45
10	17	15	7	17	13,283	7.09	146	187,316	6,310	6,973	47.50	52.50
1	30	15	6	14	13,280	7.09	147	187,316	6,875	6,405	51.77	48.23
8	12	15	4	14	13,276	7.09	148	187,316	6,777	6,499	51.05	48.95

MO	DY	YR	DAY OF WK	HR	HR VOL	PERCENT OF AADT	HOUR NUMBER	AADT	NORTH VOLUME	SOUTH VOLUME	PERCENT NORTH IS OF TOTAL VOLUME	PERCENT SOUTH IS OF TOTAL VOLUME
9	19	15	7	14	13,275	7.09	149	187,316	6,775	6,500	51.04	48.96
7	15	15	4	15	13,274	7.09	150	187,316	7,163	6,111	53.96	46.04
8	27	15	5	14	13,274	7.09	151	187,316	6,627	6,647	49.92	50.08
6	13	15	7	14	13,272	7.09	152	187,316	6,940	6,332	52.29	47.71
3	21	15	7	14	13,265	7.08	153	187,316	6,884	6,381	51.90	48.10
9	4	15	6	13	13,265	7.08	154	187,316	7,223	6,042	54.45	45.55
9	1	15	3	15	13,264	7.08	155	187,316	7,455	5,809	56.20	43.80
11	21	15	7	15	13,264	7.08	156	187,316	6,902	6,362	52.04	47.96
4	8	15	4	15	13,260	7.08	157	187,316	7,279	5,981	54.89	45.11
7	11	15	7	16	13,259	7.08	158	187,316	6,657	6,602	50.21	49.79
5	21	15	5	14	13,258	7.08	159	187,316	6,697	6,561	50.51	49.49
10	30	15	6	15	13,256	7.08	160	187,316	7,221	6,035	54.47	45.53
5	8	15	6	14	13,253	7.08	161	187,316	6,273	6,980	47.33	52.67
2	21	15	7	15	13,252	7.07	162	187,316	7,078	6,174	53.41	46.59
1	16	15	6	14	13,251	7.07	163	187,316	7,003	6,248	52.85	47.15
8	26	15	4	14	13,243	7.07	164	187,316	6,651	6,592	50.22	49.78
8	20	15	5	15	13,236	7.07	165	187,316	6,998	6,238	52.87	47.13
8	9	15	1	13	13,233	7.06	166	187,316	6,857	6,376	51.82	48.18
11	24	15	3	15	13,231	7.06	167	187,316	7,233	5,998	54.67	45.33
8	4	15	3	14	13,229	7.06	168	187,316	6,598	6,631	49.88	50.12
7	19	15	1	13	13,228	7.06	169	187,316	6,743	6,485	50.98	49.02
8	11	15	3	15	13,228	7.06	170	187,316	7,033	6,195	53.17	46.83
5	16	15	7	13	13,227	7.06	171	187,316	6,622	6,605	50.06	49.94
9	13	15	1	15	13,227	7.06	172	187,316	6,526	6,701	49.34	50.66
7	11	15	7	12	13,225	7.06	173	187,316	6,852	6,373	51.81	48.19
3	28	15	7	16	13,224	7.06	174	187,316	6,604	6,620	49.94	50.06
1	19	15	2	15	13,215	7.05	175	187,316	7,305	5,910	55.28	44.72
8	25	15	3	14	13,212	7.05	176	187,316	6,640	6,572	50.26	49.74
3	21	15	7	13	13,205	7.05	177	187,316	6,832	6,373	51.74	48.26
5	9	15	7	17	13,205	7.05	178	187,316	6,437	6,768	48.75	51.25
5	11	15	2	15	13,204	7.05	179	187,316	7,550	5,654	57.18	42.82
3	7	15	7	15	13,203	7.05	180	187,316	6,917	6,286	52.39	47.61
4	8	15	4	14	13,202	7.05	181	187,316	6,742	6,460	51.07	48.93
7	2	15	5	13	13,201	7.05	182	187,316	6,906	6,295	52.31	47.69
9	25	15	6	15	13,201	7.05	183	187,316	6,923	6,278	52.44	47.56
12	18	15	6	15	13,196	7.04	184	187,316	6,965	6,231	52.78	47.22
12	19	15	7	16	13,195	7.04	185	187,316	6,489	6,706	49.18	50.82
9	18	15	6	15	13,194	7.04	186	187,316	6,601	6,593	50.03	49.97
7	13	15	2	15	13,191	7.04	187	187,316	7,283	5,908	55.21	44.79
2	13	15	6	15	13,190	7.04	188	187,316	6,901	6,289	52.32	47.68
7	22	15	4	15	13,188	7.04	189	187,316	7,043	6,145	53.40	46.60
9	24	15	5	15	13,185	7.04	190	187,316	7,354	5,831	55.78	44.22
11	21	15	7	13	13,185	7.04	191	187,316	6,816	6,369	51.70	48.30
4	6	15	2	14	13,182	7.04	192	187,316	6,917	6,265	52.47	47.53
6	22	15	2	15	13,180	7.04	193	187,316	7,342	5,838	55.71	44.29

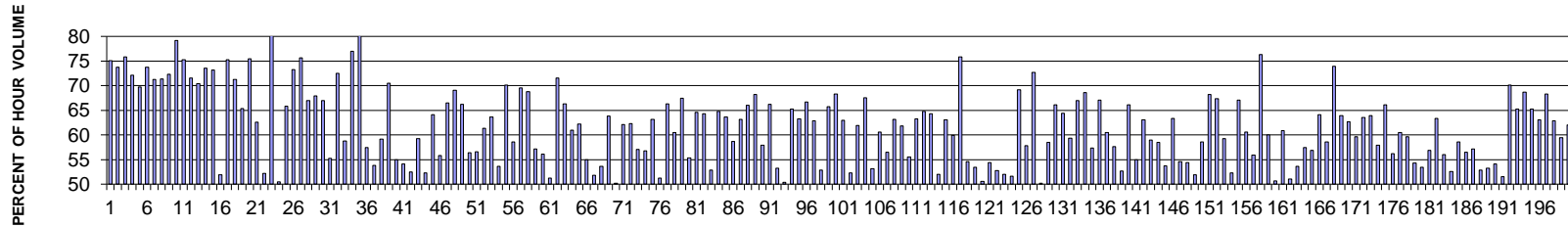
MO	DY	YR	DAY OF WK	HR	HR VOL	PERCENT OF AADT	HOUR NUMBER	AADT	NORTH VOLUME	SOUTH VOLUME	PERCENT NORTH IS OF TOTAL VOLUME	PERCENT SOUTH IS OF TOTAL VOLUME
8	14	15	6	14	13,179	7.04	194	187,316	6,392	6,787	48.50	51.50
7	2	15	5	14	13,177	7.03	195	187,316	6,492	6,685	49.27	50.73
2	28	15	7	14	13,175	7.03	196	187,316	6,757	6,418	51.29	48.71
10	3	15	7	14	13,174	7.03	197	187,316	6,764	6,410	51.34	48.66
4	2	15	5	14	13,171	7.03	198	187,316	6,705	6,466	50.91	49.09
6	12	15	6	15	13,171	7.03	199	187,316	6,359	6,812	48.28	51.72
3	10	15	3	15	13,170	7.03	200	187,316	7,546	5,624	57.30	42.70

**SR 009 MP 32.98 BRYANT ADC SITE R083
K FOR PEAK 200 HOURS OF 2015**



AADT= 1981 K 30 FACTOR= 16.36 K 100 FACTOR= 13.07 K 200 FACTOR= 11.56 D 30 FACTOR= 66.98

**SR 009 MP 32.98 BRYANT ADC SITE R083
D % IN THE PEAK 200 HOURS OF 2015**



MO	DY	YR	DAY OF WK	HR	HR VOL	PERCENT OF AADT	HOUR NUMBER	AADT	NORTH VOLUME	SOUTH VOLUME	PERCENT NORTH IS OF TOTAL VOLUME	PERCENT SOUTH IS OF TOTAL VOLUME
7	18	15	7	16	1,158	58.46	1	1,981	869	289	75.04	24.96
7	18	15	7	14	1,151	58.10	2	1,981	849	302	73.76	26.24
7	18	15	7	15	1,127	56.89	3	1,981	855	272	75.87	24.13
7	18	15	7	17	1,051	53.05	4	1,981	758	293	72.12	27.88
7	18	15	7	13	995	50.23	5	1,981	694	301	69.75	30.25
7	18	15	7	18	888	44.83	6	1,981	655	233	73.76	26.24
7	18	15	7	12	855	43.16	7	1,981	609	246	71.23	28.77
7	18	15	7	11	617	31.15	8	1,981	440	177	71.31	28.69
7	18	15	7	19	563	28.42	9	1,981	407	156	72.29	27.71
9	10	15	5	18	461	23.27	10	1,981	365	96	79.18	20.82
9	10	15	5	17	457	23.07	11	1,981	344	113	75.27	24.73
7	3	15	6	18	440	22.21	12	1,981	315	125	71.59	28.41
7	3	15	6	14	368	18.58	13	1,981	259	109	70.38	29.62

MO	DY	YR	DAY OF WK	HR	HR VOL	PERCENT OF AADT	HOUR NUMBER	AADT	NORTH VOLUME	SOUTH VOLUME	PERCENT NORTH IS OF TOTAL VOLUME	PERCENT SOUTH IS OF TOTAL VOLUME
7	5	15	1	16	367	18.53	14	1,981	97	270	26.43	73.57
7	5	15	1	15	365	18.43	15	1,981	98	267	26.85	73.15
4	18	15	7	16	364	18.37	16	1,981	189	175	51.92	48.08
7	3	15	6	19	360	18.17	17	1,981	271	89	75.28	24.72
7	3	15	6	17	355	17.92	18	1,981	253	102	71.27	28.73
7	5	15	1	14	352	17.77	19	1,981	122	230	34.66	65.34
7	3	15	6	16	350	17.67	20	1,981	264	86	75.43	24.57
4	5	15	1	14	337	17.01	21	1,981	211	126	62.61	37.39
7	19	15	1	14	337	17.01	22	1,981	176	161	52.23	47.77
9	10	15	5	19	334	16.86	23	1,981	275	59	82.34	17.66
6	7	15	1	14	333	16.81	24	1,981	165	168	49.55	50.45
6	7	15	1	16	331	16.71	25	1,981	113	218	34.14	65.86
7	5	15	1	18	329	16.61	26	1,981	88	241	26.75	73.25
9	10	15	5	16	328	16.56	27	1,981	248	80	75.61	24.39
7	4	15	7	13	327	16.51	28	1,981	219	108	66.97	33.03
7	19	15	1	16	327	16.51	29	1,981	105	222	32.11	67.89
4	5	15	1	15	324	16.36	30	1,981	217	107	66.98	33.02
4	19	15	1	14	324	16.36	31	1,981	179	145	55.25	44.75
7	3	15	6	15	324	16.36	32	1,981	235	89	72.53	27.47
7	5	15	1	13	320	16.15	33	1,981	132	188	41.25	58.75
7	5	15	1	17	317	16.00	34	1,981	73	244	23.03	76.97
9	27	15	1	11	316	15.95	35	1,981	255	61	80.70	19.30
4	19	15	1	16	315	15.90	36	1,981	134	181	42.54	57.46
7	5	15	1	12	314	15.85	37	1,981	145	169	46.18	53.82
4	19	15	1	15	313	15.80	38	1,981	185	128	59.11	40.89
4	19	15	1	17	312	15.75	39	1,981	92	220	29.49	70.51
7	19	15	1	13	311	15.70	40	1,981	171	140	54.98	45.02
4	18	15	7	15	309	15.60	41	1,981	167	142	54.05	45.95
4	18	15	7	17	307	15.50	42	1,981	146	161	47.56	52.44
7	18	15	7	20	307	15.50	43	1,981	182	125	59.28	40.72
6	7	15	1	15	306	15.45	44	1,981	146	160	47.71	52.29
4	4	15	7	17	301	15.19	45	1,981	193	108	64.12	35.88
5	9	15	7	17	301	15.19	46	1,981	133	168	44.19	55.81
6	7	15	1	18	301	15.19	47	1,981	101	200	33.55	66.45
4	4	15	7	15	297	14.99	48	1,981	205	92	69.02	30.98
7	4	15	7	14	296	14.94	49	1,981	196	100	66.22	33.78
7	19	15	1	15	296	14.94	50	1,981	129	167	43.58	56.42
7	4	15	7	15	295	14.89	51	1,981	167	128	56.61	43.39
7	19	15	1	12	292	14.74	52	1,981	179	113	61.30	38.70
4	18	15	7	13	289	14.59	53	1,981	184	105	63.67	36.33
5	30	15	7	16	289	14.59	54	1,981	155	134	53.63	46.37
4	5	15	1	13	288	14.54	55	1,981	202	86	70.14	29.86
4	19	15	1	13	287	14.49	56	1,981	168	119	58.54	41.46
7	18	15	7	10	286	14.44	57	1,981	199	87	69.58	30.42
4	4	15	7	16	285	14.39	58	1,981	196	89	68.77	31.23

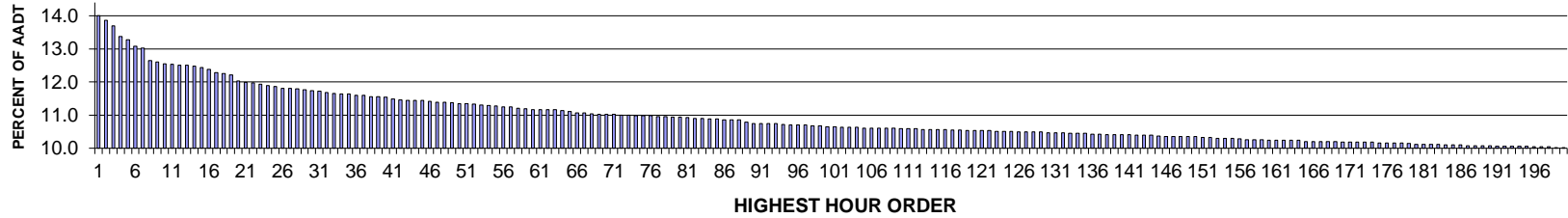
MO	DY	YR	DAY OF WK	HR	HR VOL	PERCENT OF AADT	HOUR NUMBER	AADT	NORTH VOLUME	SOUTH VOLUME	PERCENT NORTH IS OF TOTAL VOLUME	PERCENT SOUTH IS OF TOTAL VOLUME
4	5	15	1	16	285	14.39	59	1,981	163	122	57.19	42.81
6	7	15	1	13	285	14.39	60	1,981	160	125	56.14	43.86
6	14	15	1	13	285	14.39	61	1,981	146	139	51.23	48.77
6	19	15	6	17	285	14.39	62	1,981	204	81	71.58	28.42
7	11	15	7	16	285	14.39	63	1,981	96	189	33.68	66.32
4	18	15	7	14	284	14.34	64	1,981	173	111	60.92	39.08
7	19	15	1	17	283	14.29	65	1,981	107	176	37.81	62.19
5	9	15	7	13	280	14.13	66	1,981	154	126	55.00	45.00
5	9	15	7	16	280	14.13	67	1,981	135	145	48.21	51.79
6	6	15	7	16	280	14.13	68	1,981	130	150	46.43	53.57
7	19	15	1	18	279	14.08	69	1,981	101	178	36.20	63.80
5	3	15	1	12	277	13.98	70	1,981	139	138	50.18	49.82
5	3	15	1	14	277	13.98	71	1,981	172	105	62.09	37.91
6	7	15	1	12	276	13.93	72	1,981	172	104	62.32	37.68
6	6	15	7	13	275	13.88	73	1,981	157	118	57.09	42.91
6	21	15	1	16	275	13.88	74	1,981	119	156	43.27	56.73
6	7	15	1	17	274	13.83	75	1,981	101	173	36.86	63.14
5	3	15	1	15	273	13.78	76	1,981	140	133	51.28	48.72
6	27	15	7	12	273	13.78	77	1,981	181	92	66.30	33.70
6	27	15	7	14	273	13.78	78	1,981	165	108	60.44	39.56
7	3	15	6	13	273	13.78	79	1,981	184	89	67.40	32.60
3	7	15	7	16	271	13.68	80	1,981	121	150	44.65	55.35
7	4	15	7	12	271	13.68	81	1,981	175	96	64.58	35.42
9	5	15	7	12	269	13.58	82	1,981	173	96	64.31	35.69
5	3	15	1	16	267	13.48	83	1,981	126	141	47.19	52.81
9	5	15	7	15	267	13.48	84	1,981	173	94	64.79	35.21
9	27	15	1	12	267	13.48	85	1,981	170	97	63.67	36.33
4	18	15	7	18	266	13.43	86	1,981	110	156	41.35	58.65
7	17	15	6	18	266	13.43	87	1,981	168	98	63.16	36.84
5	3	15	1	17	265	13.38	88	1,981	90	175	33.96	66.04
4	4	15	7	14	264	13.33	89	1,981	180	84	68.18	31.82
7	4	15	7	16	264	13.33	90	1,981	153	111	57.95	42.05
5	9	15	7	12	263	13.28	91	1,981	174	89	66.16	33.84
6	21	15	1	14	263	13.28	92	1,981	140	123	53.23	46.77
5	30	15	7	15	262	13.23	93	1,981	132	130	50.38	49.62
7	17	15	6	17	262	13.23	94	1,981	171	91	65.27	34.73
5	2	15	7	13	261	13.18	95	1,981	165	96	63.22	36.78
6	14	15	1	18	261	13.18	96	1,981	87	174	33.33	66.67
6	20	15	7	14	261	13.18	97	1,981	164	97	62.84	37.16
6	27	15	7	15	261	13.18	98	1,981	138	123	52.87	47.13
6	6	15	7	12	260	13.12	99	1,981	171	89	65.77	34.23
8	16	15	1	17	259	13.07	100	1,981	82	177	31.66	68.34
10	16	15	6	17	259	13.07	101	1,981	163	96	62.93	37.07
6	6	15	7	17	258	13.02	102	1,981	123	135	47.67	52.33
5	9	15	7	14	257	12.97	103	1,981	159	98	61.87	38.13

MO	DY	YR	DAY OF WK	HR	HR VOL	PERCENT OF AADT	HOUR NUMBER	AADT	NORTH VOLUME	SOUTH VOLUME	PERCENT NORTH IS OF TOTAL VOLUME	PERCENT SOUTH IS OF TOTAL VOLUME
4	3	15	6	19	256	12.92	104	1,981	173	83	67.58	32.42
6	20	15	7	16	256	12.92	105	1,981	136	120	53.13	46.88
6	27	15	7	13	256	12.92	106	1,981	155	101	60.55	39.45
4	5	15	1	17	255	12.87	107	1,981	144	111	56.47	43.53
7	2	15	5	17	255	12.87	108	1,981	161	94	63.14	36.86
2	15	15	1	16	254	12.82	109	1,981	97	157	38.19	61.81
6	14	15	1	16	254	12.82	110	1,981	113	141	44.49	55.51
2	15	15	1	17	253	12.77	111	1,981	93	160	36.76	63.24
8	1	15	7	15	253	12.77	112	1,981	164	89	64.82	35.18
3	7	15	7	14	252	12.72	113	1,981	162	90	64.29	35.71
5	2	15	7	17	252	12.72	114	1,981	131	121	51.98	48.02
5	29	15	6	17	252	12.72	115	1,981	159	93	63.10	36.90
6	30	15	3	17	252	12.72	116	1,981	151	101	59.92	40.08
9	27	15	1	18	252	12.72	117	1,981	61	191	24.21	75.79
4	4	15	7	18	251	12.67	118	1,981	137	114	54.58	45.42
5	2	15	7	15	251	12.67	119	1,981	134	117	53.39	46.61
6	21	15	1	12	251	12.67	120	1,981	127	124	50.60	49.40
5	10	15	1	14	250	12.62	121	1,981	136	114	54.40	45.60
5	30	15	7	17	250	12.62	122	1,981	118	132	47.20	52.80
6	14	15	1	14	250	12.62	123	1,981	130	120	52.00	48.00
7	4	15	7	17	250	12.62	124	1,981	121	129	48.40	51.60
9	5	15	7	13	250	12.62	125	1,981	173	77	69.20	30.80
6	27	15	7	18	249	12.57	126	1,981	105	144	42.17	57.83
9	27	15	1	16	249	12.57	127	1,981	68	181	27.31	72.69
10	3	15	7	17	249	12.57	128	1,981	125	124	50.20	49.80
5	25	15	2	12	248	12.52	129	1,981	103	145	41.53	58.47
7	3	15	6	11	248	12.52	130	1,981	164	84	66.13	33.87
6	5	15	6	17	247	12.47	131	1,981	159	88	64.37	35.63
7	11	15	7	13	246	12.42	132	1,981	146	100	59.35	40.65
6	12	15	6	18	245	12.37	133	1,981	164	81	66.94	33.06
7	3	15	6	12	245	12.37	134	1,981	168	77	68.57	31.43
6	6	15	7	15	244	12.32	135	1,981	140	104	57.38	42.62
4	18	15	7	12	243	12.27	136	1,981	163	80	67.08	32.92
5	30	15	7	14	243	12.27	137	1,981	147	96	60.49	39.51
6	20	15	7	15	243	12.27	138	1,981	140	103	57.61	42.39
6	28	15	1	13	243	12.27	139	1,981	115	128	47.33	52.67
5	25	15	2	13	242	12.22	140	1,981	82	160	33.88	66.12
5	31	15	1	15	242	12.22	141	1,981	109	133	45.04	54.96
4	19	15	1	18	241	12.17	142	1,981	89	152	36.93	63.07
6	30	15	3	16	241	12.17	143	1,981	142	99	58.92	41.08
7	5	15	1	11	241	12.17	144	1,981	100	141	41.49	58.51
4	5	15	1	18	240	12.12	145	1,981	111	129	46.25	53.75
5	16	15	7	16	240	12.12	146	1,981	88	152	36.67	63.33
6	28	15	1	15	240	12.12	147	1,981	109	131	45.42	54.58
2	15	15	1	14	239	12.06	148	1,981	130	109	54.39	45.61

MO	DY	YR	DAY OF WK	HR	HR VOL	PERCENT OF AADT	HOUR NUMBER	AADT	NORTH VOLUME	SOUTH VOLUME	PERCENT NORTH IS OF TOTAL VOLUME	PERCENT SOUTH IS OF TOTAL VOLUME
6	13	15	7	15	239	12.06	149	1,981	124	115	51.88	48.12
6	14	15	1	17	239	12.06	150	1,981	99	140	41.42	58.58
6	20	15	7	11	239	12.06	151	1,981	163	76	68.20	31.80
6	26	15	6	18	239	12.06	152	1,981	161	78	67.36	32.64
9	27	15	1	13	238	12.01	153	1,981	141	97	59.24	40.76
7	6	15	2	17	237	11.96	154	1,981	124	113	52.32	47.68
8	1	15	7	13	237	11.96	155	1,981	159	78	67.09	32.91
5	3	15	1	18	236	11.91	156	1,981	93	143	39.41	60.59
5	8	15	6	17	236	11.91	157	1,981	132	104	55.93	44.07
7	5	15	1	19	236	11.91	158	1,981	56	180	23.73	76.27
5	9	15	7	11	235	11.86	159	1,981	141	94	60.00	40.00
5	9	15	7	15	235	11.86	160	1,981	119	116	50.64	49.36
5	29	15	6	16	235	11.86	161	1,981	143	92	60.85	39.15
7	12	15	1	16	235	11.86	162	1,981	115	120	48.94	51.06
10	4	15	1	13	235	11.86	163	1,981	126	109	53.62	46.38
10	11	15	1	15	235	11.86	164	1,981	135	100	57.45	42.55
1	25	15	1	13	234	11.81	165	1,981	133	101	56.84	43.16
4	19	15	1	12	234	11.81	166	1,981	150	84	64.10	35.90
6	12	15	6	17	234	11.81	167	1,981	137	97	58.55	41.45
8	1	15	7	14	234	11.81	168	1,981	173	61	73.93	26.07
4	7	15	3	16	233	11.76	169	1,981	149	84	63.95	36.05
6	6	15	7	14	233	11.76	170	1,981	146	87	62.66	37.34
6	20	15	7	12	233	11.76	171	1,981	139	94	59.66	40.34
6	26	15	6	17	233	11.76	172	1,981	148	85	63.52	36.48
6	27	15	7	10	233	11.76	173	1,981	149	84	63.95	36.05
7	10	15	6	16	233	11.76	174	1,981	135	98	57.94	42.06
7	10	15	6	18	233	11.76	175	1,981	154	79	66.09	33.91
7	11	15	7	14	233	11.76	176	1,981	131	102	56.22	43.78
8	2	15	1	13	233	11.76	177	1,981	141	92	60.52	39.48
9	5	15	7	16	233	11.76	178	1,981	139	94	59.66	40.34
2	15	15	1	15	232	11.71	179	1,981	106	126	45.69	54.31
2	22	15	1	14	232	11.71	180	1,981	124	108	53.45	46.55
4	17	15	6	16	232	11.71	181	1,981	132	100	56.90	43.10
5	27	15	4	17	232	11.71	182	1,981	147	85	63.36	36.64
6	14	15	1	12	232	11.71	183	1,981	130	102	56.03	43.97
6	21	15	1	13	232	11.71	184	1,981	122	110	52.59	47.41
7	12	15	1	15	232	11.71	185	1,981	96	136	41.38	58.62
8	2	15	1	14	232	11.71	186	1,981	131	101	56.47	43.53
3	1	15	1	14	231	11.66	187	1,981	132	99	57.14	42.86
6	13	15	7	14	231	11.66	188	1,981	122	109	52.81	47.19
6	14	15	1	15	231	11.66	189	1,981	123	108	53.25	46.75
6	27	15	7	16	231	11.66	190	1,981	125	106	54.11	45.89
6	27	15	7	17	231	11.66	191	1,981	119	112	51.52	48.48
9	27	15	1	17	231	11.66	192	1,981	69	162	29.87	70.13
3	7	15	7	13	230	11.61	193	1,981	150	80	65.22	34.78

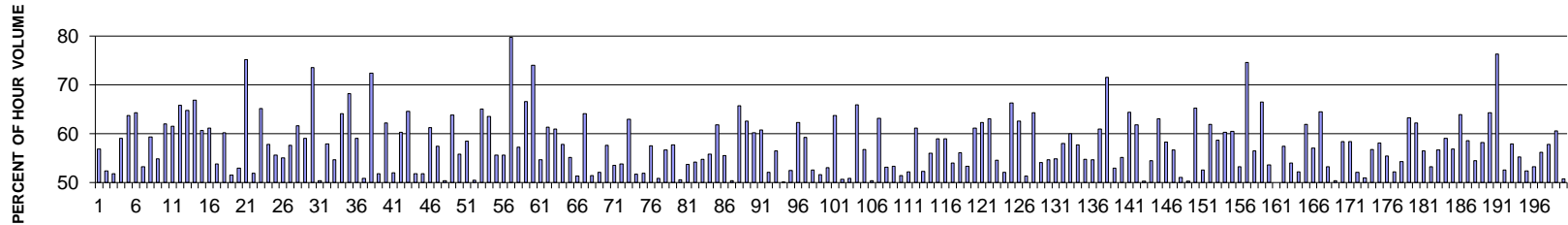
MO	DY	YR	DAY OF WK	HR	HR VOL	PERCENT OF AADT	HOUR NUMBER	AADT	NORTH VOLUME	SOUTH VOLUME	PERCENT NORTH IS OF TOTAL VOLUME	PERCENT SOUTH IS OF TOTAL VOLUME
4	7	15	3	17	230	11.61	194	1,981	158	72	68.70	31.30
5	22	15	6	17	230	11.61	195	1,981	150	80	65.22	34.78
5	30	15	7	13	230	11.61	196	1,981	145	85	63.04	36.96
7	2	15	5	15	230	11.61	197	1,981	157	73	68.26	31.74
3	22	15	1	13	229	11.56	198	1,981	144	85	62.88	37.12
6	24	15	4	17	229	11.56	199	1,981	136	93	59.39	40.61
7	2	15	5	19	229	11.56	200	1,981	142	87	62.01	37.99

**SR 097 MP 220.55 ORONDO ADC SITE R084
K FOR PEAK 200 HOURS OF 2015**



AADT= 4862 K 30 FACTOR= 11.74 K 100 FACTOR= 10.65 K 200 FACTOR= 10.02 D 30 FACTOR= 73.56

**SR 097 MP 220.55 ORONDO ADC SITE R084
D % IN THE PEAK 200 HOURS OF 2015**



MO	DY	YR	DAY OF WK	HR	HR VOL	PERCENT OF AADT	HOUR NUMBER	AADT	NORTH VOLUME	SOUTH VOLUME	PERCENT NORTH IS OF TOTAL VOLUME	PERCENT SOUTH IS OF TOTAL VOLUME
8	14	15	6	16	681	14.01	1	4,862	387	294	56.83	43.17
8	14	15	6	18	674	13.86	2	4,862	321	353	47.63	52.37
8	14	15	6	17	666	13.70	3	4,862	345	321	51.80	48.20
10	16	15	6	16	650	13.37	4	4,862	384	266	59.08	40.92
7	19	15	1	12	645	13.27	5	4,862	234	411	36.28	63.72
5	22	15	6	17	636	13.08	6	4,862	409	227	64.31	35.69
8	14	15	6	15	633	13.02	7	4,862	337	296	53.24	46.76
6	21	15	1	14	615	12.65	8	4,862	250	365	40.65	59.35
7	17	15	6	15	613	12.61	9	4,862	336	277	54.81	45.19
7	5	15	1	12	610	12.55	10	4,862	232	378	38.03	61.97
10	16	15	6	15	609	12.53	11	4,862	375	234	61.58	38.42
5	22	15	6	16	608	12.51	12	4,862	400	208	65.79	34.21
7	5	15	1	13	608	12.51	13	4,862	214	394	35.20	64.80

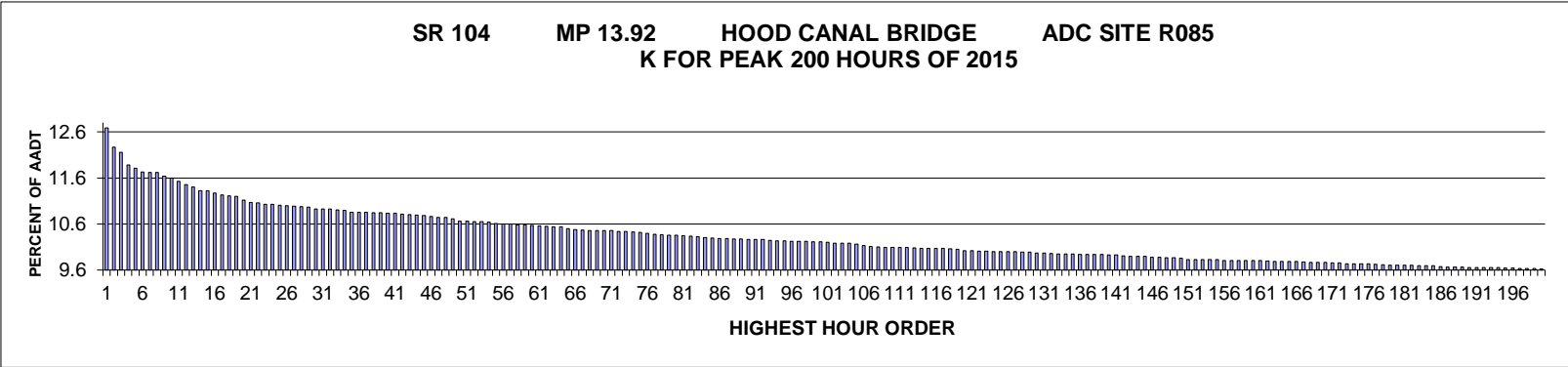
MO	DY	YR	DAY OF WK	HR	HR VOL	PERCENT OF AADT	HOUR NUMBER	AADT	NORTH VOLUME	SOUTH VOLUME	PERCENT NORTH IS OF TOTAL VOLUME	PERCENT SOUTH IS OF TOTAL VOLUME
9	4	15	6	18	607	12.48	14	4,862	406	201	66.89	33.11
10	16	15	6	17	605	12.44	15	4,862	367	238	60.66	39.34
7	3	15	6	13	602	12.38	16	4,862	368	234	61.13	38.87
10	9	15	6	16	597	12.28	17	4,862	321	276	53.77	46.23
7	3	15	6	12	596	12.26	18	4,862	359	237	60.23	39.77
8	14	15	6	19	594	12.22	19	4,862	306	288	51.52	48.48
9	4	15	6	16	585	12.03	20	4,862	275	310	47.01	52.99
5	25	15	2	13	583	11.99	21	4,862	145	438	24.87	75.13
9	18	15	6	17	582	11.97	22	4,862	302	280	51.89	48.11
10	16	15	6	13	580	11.93	23	4,862	378	202	65.17	34.83
10	2	15	6	17	578	11.89	24	4,862	334	244	57.79	42.21
7	17	15	6	17	577	11.87	25	4,862	321	256	55.63	44.37
6	21	15	1	15	574	11.81	26	4,862	258	316	44.95	55.05
6	21	15	1	16	574	11.81	27	4,862	243	331	42.33	57.67
7	17	15	6	16	573	11.79	28	4,862	353	220	61.61	38.39
8	14	15	6	14	572	11.76	29	4,862	338	234	59.09	40.91
8	19	15	4	19	571	11.74	30	4,862	151	420	26.44	73.56
8	28	15	6	17	570	11.72	31	4,862	283	287	49.65	50.35
7	2	15	5	16	568	11.68	32	4,862	329	239	57.92	42.08
9	11	15	6	16	567	11.66	33	4,862	310	257	54.67	45.33
5	22	15	6	15	566	11.64	34	4,862	363	203	64.13	35.87
5	22	15	6	18	566	11.64	35	4,862	386	180	68.20	31.80
6	19	15	6	17	564	11.60	36	4,862	333	231	59.04	40.96
7	18	15	7	14	564	11.60	37	4,862	277	287	49.11	50.89
5	25	15	2	14	562	11.56	38	4,862	155	407	27.58	72.42
10	2	15	6	16	562	11.56	39	4,862	271	291	48.22	51.78
7	2	15	5	17	561	11.54	40	4,862	349	212	62.21	37.79
10	15	15	5	16	558	11.48	41	4,862	290	268	51.97	48.03
7	5	15	1	15	557	11.46	42	4,862	221	336	39.68	60.32
7	5	15	1	14	556	11.44	43	4,862	197	359	35.43	64.57
9	25	15	6	16	556	11.44	44	4,862	268	288	48.20	51.80
10	23	15	6	16	556	11.44	45	4,862	268	288	48.20	51.80
7	19	15	1	13	555	11.42	46	4,862	215	340	38.74	61.26
7	31	15	6	16	554	11.39	47	4,862	318	236	57.40	42.60
9	11	15	6	17	554	11.39	48	4,862	279	275	50.36	49.64
7	6	15	2	12	553	11.37	49	4,862	200	353	36.17	63.83
7	19	15	1	15	552	11.35	50	4,862	244	308	44.20	55.80
7	26	15	1	15	552	11.35	51	4,862	229	323	41.49	58.51
7	10	15	6	15	551	11.33	52	4,862	273	278	49.55	50.45
6	21	15	1	13	550	11.31	53	4,862	192	358	34.91	65.09
6	21	15	1	12	549	11.29	54	4,862	200	349	36.43	63.57
10	9	15	6	17	548	11.27	55	4,862	305	243	55.66	44.34
7	24	15	6	17	547	11.25	56	4,862	304	243	55.58	44.42
8	19	15	4	20	547	11.25	57	4,862	111	436	20.29	79.71
10	22	15	5	16	545	11.21	58	4,862	233	312	42.75	57.25

MO	DY	YR	DAY OF WK	HR	HR VOL	PERCENT OF AADT	HOUR NUMBER	AADT	NORTH VOLUME	SOUTH VOLUME	PERCENT NORTH IS OF TOTAL VOLUME	PERCENT SOUTH IS OF TOTAL VOLUME
7	12	15	1	13	544	11.19	59	4,862	182	362	33.46	66.54
5	25	15	2	12	543	11.17	60	4,862	141	402	25.97	74.03
6	19	15	6	16	543	11.17	61	4,862	297	246	54.70	45.30
7	3	15	6	14	543	11.17	62	4,862	333	210	61.33	38.67
7	12	15	1	15	543	11.17	63	4,862	212	331	39.04	60.96
2	13	15	6	17	541	11.13	64	4,862	313	228	57.86	42.14
9	18	15	6	16	540	11.11	65	4,862	298	242	55.19	44.81
5	15	15	6	17	538	11.07	66	4,862	276	262	51.30	48.70
5	22	15	6	14	538	11.07	67	4,862	345	193	64.13	35.87
7	24	15	6	16	537	11.04	68	4,862	276	261	51.40	48.60
9	4	15	6	17	536	11.02	69	4,862	257	279	47.95	52.05
10	20	15	3	16	536	11.02	70	4,862	227	309	42.35	57.65
10	23	15	6	17	536	11.02	71	4,862	249	287	46.46	53.54
6	19	15	6	15	535	11.00	72	4,862	288	247	53.83	46.17
7	26	15	1	14	535	11.00	73	4,862	198	337	37.01	62.99
6	22	15	2	16	534	10.98	74	4,862	276	258	51.69	48.31
8	13	15	5	16	534	10.98	75	4,862	257	277	48.13	51.87
10	12	15	2	16	534	10.98	76	4,862	227	307	42.51	57.49
6	26	15	6	16	533	10.96	77	4,862	262	271	49.16	50.84
7	17	15	6	18	533	10.96	78	4,862	302	231	56.66	43.34
7	2	15	5	15	532	10.94	79	4,862	307	225	57.71	42.29
7	16	15	5	16	532	10.94	80	4,862	263	269	49.44	50.56
7	17	15	6	14	531	10.92	81	4,862	285	246	53.67	46.33
7	2	15	5	14	530	10.90	82	4,862	287	243	54.15	45.85
8	7	15	6	16	530	10.90	83	4,862	290	240	54.72	45.28
7	3	15	6	11	529	10.88	84	4,862	295	234	55.77	44.23
7	6	15	2	14	529	10.88	85	4,862	202	327	38.19	61.81
5	8	15	6	16	528	10.86	86	4,862	293	235	55.49	44.51
6	26	15	6	13	528	10.86	87	4,862	266	262	50.38	49.62
8	2	15	1	13	528	10.86	88	4,862	181	347	34.28	65.72
7	6	15	2	13	524	10.78	89	4,862	196	328	37.40	62.60
7	3	15	6	15	522	10.74	90	4,862	314	208	60.15	39.85
7	19	15	1	14	522	10.74	91	4,862	205	317	39.27	60.73
7	24	15	6	15	522	10.74	92	4,862	272	250	52.11	47.89
7	26	15	1	16	522	10.74	93	4,862	227	295	43.49	56.51
7	10	15	6	14	521	10.72	94	4,862	261	260	50.10	49.90
8	7	15	6	14	520	10.70	95	4,862	273	247	52.50	47.50
8	9	15	1	13	520	10.70	96	4,862	196	324	37.69	62.31
10	16	15	6	12	520	10.70	97	4,862	308	212	59.23	40.77
7	2	15	5	13	519	10.67	98	4,862	246	273	47.40	52.60
9	25	15	6	17	519	10.67	99	4,862	268	251	51.64	48.36
7	10	15	6	16	518	10.65	100	4,862	275	243	53.09	46.91
7	12	15	1	12	518	10.65	101	4,862	188	330	36.29	63.71
5	21	15	5	17	517	10.63	102	4,862	255	262	49.32	50.68
5	29	15	6	16	517	10.63	103	4,862	263	254	50.87	49.13

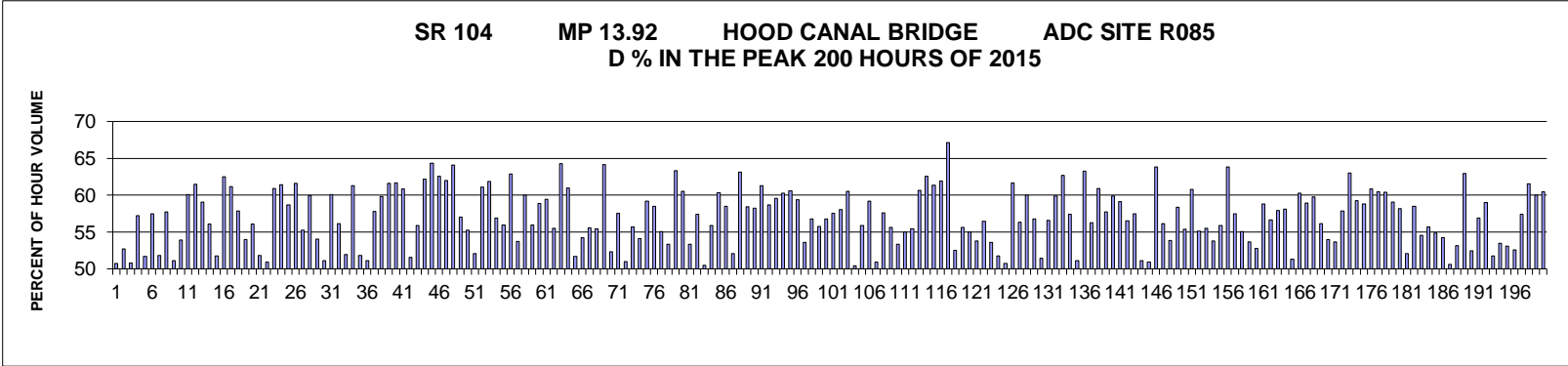
MO	DY	YR	DAY OF WK	HR	HR VOL	PERCENT OF AADT	HOUR NUMBER	AADT	NORTH VOLUME	SOUTH VOLUME	PERCENT NORTH IS OF TOTAL VOLUME	PERCENT SOUTH IS OF TOTAL VOLUME
8	9	15	1	12	517	10.63	104	4,862	176	341	34.04	65.96
6	12	15	6	17	516	10.61	105	4,862	293	223	56.78	43.22
6	26	15	6	12	516	10.61	106	4,862	260	256	50.39	49.61
8	2	15	1	14	516	10.61	107	4,862	190	326	36.82	63.18
8	28	15	6	15	516	10.61	108	4,862	274	242	53.10	46.90
10	15	15	5	17	516	10.61	109	4,862	275	241	53.29	46.71
7	31	15	6	17	515	10.59	110	4,862	265	250	51.46	48.54
8	7	15	6	15	515	10.59	111	4,862	269	246	52.23	47.77
9	7	15	2	16	515	10.59	112	4,862	200	315	38.83	61.17
4	17	15	6	17	514	10.57	113	4,862	245	269	47.67	52.33
6	7	15	1	14	514	10.57	114	4,862	226	288	43.97	56.03
7	10	15	6	17	514	10.57	115	4,862	303	211	58.95	41.05
7	26	15	1	13	514	10.57	116	4,862	211	303	41.05	58.95
6	19	15	6	14	513	10.55	117	4,862	277	236	54.00	46.00
6	26	15	6	14	513	10.55	118	4,862	288	225	56.14	43.86
5	8	15	6	17	512	10.53	119	4,862	273	239	53.32	46.68
6	28	15	1	13	512	10.53	120	4,862	199	313	38.87	61.13
7	2	15	5	18	512	10.53	121	4,862	319	193	62.30	37.70
7	10	15	6	18	512	10.53	122	4,862	323	189	63.09	36.91
6	5	15	6	16	511	10.51	123	4,862	279	232	54.60	45.40
7	31	15	6	14	511	10.51	124	4,862	245	266	47.95	52.05
8	19	15	4	18	511	10.51	125	4,862	172	339	33.66	66.34
6	28	15	1	12	510	10.49	126	4,862	191	319	37.45	62.55
8	28	15	6	16	510	10.49	127	4,862	262	248	51.37	48.63
10	11	15	1	16	510	10.49	128	4,862	182	328	35.69	64.31
10	12	15	2	15	510	10.49	129	4,862	234	276	45.88	54.12
6	5	15	6	15	509	10.47	130	4,862	278	231	54.62	45.38
6	14	15	1	15	509	10.47	131	4,862	230	279	45.19	54.81
11	25	15	4	15	509	10.47	132	4,862	295	214	57.96	42.04
8	7	15	6	17	508	10.45	133	4,862	305	203	60.04	39.96
9	24	15	5	16	508	10.45	134	4,862	215	293	42.32	57.68
10	1	15	5	16	508	10.45	135	4,862	230	278	45.28	54.72
6	26	15	6	17	507	10.43	136	4,862	277	230	54.64	45.36
7	3	15	6	16	507	10.43	137	4,862	309	198	60.95	39.05
5	25	15	2	15	506	10.41	138	4,862	144	362	28.46	71.54
7	31	15	6	15	506	10.41	139	4,862	268	238	52.96	47.04
8	2	15	1	15	506	10.41	140	4,862	227	279	44.86	55.14
8	16	15	1	14	506	10.41	141	4,862	180	326	35.57	64.43
7	6	15	2	16	505	10.39	142	4,862	193	312	38.22	61.78
7	18	15	7	12	505	10.39	143	4,862	254	251	50.30	49.70
8	27	15	5	16	505	10.39	144	4,862	230	275	45.54	54.46
9	7	15	2	13	504	10.37	145	4,862	186	318	36.90	63.10
5	22	15	6	12	503	10.35	146	4,862	293	210	58.25	41.75
6	26	15	6	15	503	10.35	147	4,862	285	218	56.66	43.34
7	30	15	5	16	503	10.35	148	4,862	257	246	51.09	48.91

MO	DY	YR	DAY OF WK	HR	HR VOL	PERCENT OF AADT	HOUR NUMBER	AADT	NORTH VOLUME	SOUTH VOLUME	PERCENT NORTH IS OF TOTAL VOLUME	PERCENT SOUTH IS OF TOTAL VOLUME
9	3	15	5	17	503	10.35	149	4,862	250	253	49.70	50.30
10	11	15	1	15	503	10.35	150	4,862	175	328	34.79	65.21
7	16	15	5	15	502	10.32	151	4,862	238	264	47.41	52.59
8	2	15	1	12	502	10.32	152	4,862	191	311	38.05	61.95
7	24	15	6	18	501	10.30	153	4,862	294	207	58.68	41.32
8	9	15	1	14	501	10.30	154	4,862	199	302	39.72	60.28
9	10	15	5	16	501	10.30	155	4,862	198	303	39.52	60.48
8	13	15	5	15	500	10.28	156	4,862	266	234	53.20	46.80
5	22	15	6	19	499	10.26	157	4,862	372	127	74.55	25.45
7	23	15	5	15	499	10.26	158	4,862	217	282	43.49	56.51
10	16	15	6	14	499	10.26	159	4,862	332	167	66.53	33.47
3	13	15	6	17	498	10.24	160	4,862	231	267	46.39	53.61
7	17	15	6	13	498	10.24	161	4,862	249	249	50.00	50.00
7	20	15	2	14	498	10.24	162	4,862	212	286	42.57	57.43
10	29	15	5	16	498	10.24	163	4,862	229	269	45.98	54.02
11	13	15	6	16	498	10.24	164	4,862	238	260	47.79	52.21
7	3	15	6	17	496	10.20	165	4,862	307	189	61.90	38.10
8	9	15	1	16	496	10.20	166	4,862	213	283	42.94	57.06
8	16	15	1	15	496	10.20	167	4,862	176	320	35.48	64.52
9	8	15	3	16	496	10.20	168	4,862	232	264	46.77	53.23
9	25	15	6	15	496	10.20	169	4,862	246	250	49.60	50.40
5	22	15	6	13	495	10.18	170	4,862	289	206	58.38	41.62
6	5	15	6	18	495	10.18	171	4,862	289	206	58.38	41.62
7	16	15	5	14	495	10.18	172	4,862	237	258	47.88	52.12
7	24	15	6	14	495	10.18	173	4,862	252	243	50.91	49.09
10	8	15	5	16	495	10.18	174	4,862	214	281	43.23	56.77
5	15	15	6	16	494	10.16	175	4,862	287	207	58.10	41.90
5	24	15	1	15	494	10.16	176	4,862	220	274	44.53	55.47
7	19	15	1	17	494	10.16	177	4,862	236	258	47.77	52.23
9	16	15	4	16	494	10.16	178	4,862	226	268	45.75	54.25
5	23	15	7	12	493	10.14	179	4,862	312	181	63.29	36.71
2	16	15	2	16	492	10.12	180	4,862	186	306	37.80	62.20
6	14	15	1	13	492	10.12	181	4,862	214	278	43.50	56.50
6	20	15	7	14	492	10.12	182	4,862	262	230	53.25	46.75
7	6	15	2	17	492	10.12	183	4,862	213	279	43.29	56.71
7	31	15	6	18	491	10.10	184	4,862	290	201	59.06	40.94
9	13	15	1	15	491	10.10	185	4,862	212	279	43.18	56.82
10	16	15	6	18	491	10.10	186	4,862	314	177	63.95	36.05
4	16	15	5	17	490	10.08	187	4,862	203	287	41.43	58.57
7	10	15	6	12	490	10.08	188	4,862	223	267	45.51	54.49
7	21	15	3	16	490	10.08	189	4,862	205	285	41.84	58.16
7	26	15	1	12	490	10.08	190	4,862	175	315	35.71	64.29
5	25	15	2	11	489	10.06	191	4,862	116	373	23.72	76.28
6	19	15	6	13	489	10.06	192	4,862	257	232	52.56	47.44
6	28	15	1	15	489	10.06	193	4,862	206	283	42.13	57.87

MO	DY	YR	DAY OF WK	HR	HR VOL	PERCENT OF AADT	HOUR NUMBER	AADT	NORTH VOLUME	SOUTH VOLUME	PERCENT NORTH IS OF TOTAL VOLUME	PERCENT SOUTH IS OF TOTAL VOLUME
9	5	15	7	12	489	10.06	194	4,862	270	219	55.21	44.79
11	6	15	6	17	489	10.06	195	4,862	256	233	52.35	47.65
9	11	15	6	18	488	10.04	196	4,862	260	228	53.28	46.72
9	28	15	2	16	488	10.04	197	4,862	214	274	43.85	56.15
10	9	15	6	15	488	10.04	198	4,862	282	206	57.79	42.21
2	13	15	6	16	487	10.02	199	4,862	295	192	60.57	39.43
6	5	15	6	17	487	10.02	200	4,862	240	247	49.28	50.72



AADT= 17158 K 30 FACTOR= 10.93 K 100 FACTOR= 10.21 K 200 FACTOR= 9.62 D 30 FACTOR= 51.12



MO	DY	YR	DAY OF WK	HR	HR VOL	PERCENT OF AADT	HOUR NUMBER	AADT	EAST VOLUME	WEST VOLUME	PERCENT EAST IS OF TOTAL VOLUME	PERCENT WEST IS OF TOTAL VOLUME
7	18	15	7	17	2,175	12.68	1	17,158	1,071	1,104	49.24	50.76
7	5	15	1	14	2,105	12.27	2	17,158	995	1,110	47.27	52.73
7	19	15	1	13	2,086	12.16	3	17,158	1,026	1,060	49.19	50.81
7	11	15	7	13	2,039	11.88	4	17,158	872	1,167	42.77	57.23
8	21	15	6	17	2,026	11.81	5	17,158	979	1,047	48.32	51.68
7	31	15	6	14	2,012	11.73	6	17,158	855	1,157	42.50	57.50
7	19	15	1	15	2,011	11.72	7	17,158	1,042	969	51.82	48.18
7	26	15	1	14	2,011	11.72	8	17,158	1,161	850	57.73	42.27
8	23	15	1	13	1,998	11.64	9	17,158	1,021	977	51.10	48.90
7	19	15	1	12	1,991	11.60	10	17,158	918	1,073	46.11	53.89
8	8	15	7	13	1,978	11.53	11	17,158	789	1,189	39.89	60.11
8	15	15	7	13	1,964	11.45	12	17,158	756	1,208	38.49	61.51
7	5	15	1	12	1,956	11.40	13	17,158	1,155	801	59.05	40.95

MO	DY	YR	DAY OF WK	HR	HR VOL	PERCENT OF AADT	HOUR NUMBER	AADT	EAST VOLUME	WEST VOLUME	PERCENT EAST IS OF TOTAL VOLUME	PERCENT WEST IS OF TOTAL VOLUME	
	7	17	15	6	17	1,942	11.32	14	17,158	853	1,089	43.92	56.08
	8	2	15	1	12	1,942	11.32	15	17,158	1,005	937	51.75	48.25
	7	18	15	7	11	1,933	11.27	16	17,158	725	1,208	37.51	62.49
	8	1	15	7	14	1,927	11.23	17	17,158	748	1,179	38.82	61.18
	7	31	15	6	16	1,924	11.21	18	17,158	811	1,113	42.15	57.85
	8	2	15	1	13	1,922	11.20	19	17,158	1,037	885	53.95	46.05
	7	29	15	4	17	1,908	11.12	20	17,158	838	1,070	43.92	56.08
	7	17	15	6	16	1,899	11.07	21	17,158	915	984	48.18	51.82
	7	22	15	4	12	1,898	11.06	22	17,158	966	932	50.90	49.10
	8	22	15	7	12	1,893	11.03	23	17,158	740	1,153	39.09	60.91
	8	22	15	7	13	1,892	11.03	24	17,158	730	1,162	38.58	61.42
	7	18	15	7	14	1,889	11.01	25	17,158	780	1,109	41.29	58.71
	9	5	15	7	12	1,887	11.00	26	17,158	725	1,162	38.42	61.58
	7	2	15	5	12	1,886	10.99	27	17,158	844	1,042	44.75	55.25
	7	3	15	6	15	1,884	10.98	28	17,158	754	1,130	40.02	59.98
	8	16	15	1	12	1,883	10.97	29	17,158	1,018	865	54.06	45.94
	8	9	15	1	13	1,876	10.93	30	17,158	959	917	51.12	48.88
	7	18	15	7	12	1,875	10.93	31	17,158	748	1,127	39.89	60.11
	8	1	15	7	15	1,875	10.93	32	17,158	822	1,053	43.84	56.16
	7	18	15	7	16	1,871	10.90	33	17,158	899	972	48.05	51.95
	8	1	15	7	13	1,868	10.89	34	17,158	723	1,145	38.70	61.30
	3	7	15	7	15	1,862	10.85	35	17,158	897	965	48.17	51.83
	6	21	15	1	13	1,862	10.85	36	17,158	952	910	51.13	48.87
	7	2	15	5	17	1,861	10.85	37	17,158	785	1,076	42.18	57.82
	5	8	15	6	17	1,860	10.84	38	17,158	747	1,113	40.16	59.84
	7	3	15	6	14	1,860	10.84	39	17,158	714	1,146	38.39	61.61
	8	1	15	7	11	1,859	10.83	40	17,158	712	1,147	38.30	61.70
	7	3	15	6	16	1,858	10.83	41	17,158	727	1,131	39.13	60.87
	8	16	15	1	16	1,855	10.81	42	17,158	957	898	51.59	48.41
	8	23	15	1	12	1,853	10.80	43	17,158	1,036	817	55.91	44.09
	5	25	15	2	13	1,851	10.79	44	17,158	1,151	700	62.18	37.82
	9	5	15	7	14	1,849	10.78	45	17,158	660	1,189	35.69	64.31
	8	1	15	7	12	1,847	10.76	46	17,158	692	1,155	37.47	62.53
	4	18	15	7	12	1,843	10.74	47	17,158	701	1,142	38.04	61.96
	7	31	15	6	17	1,842	10.74	48	17,158	662	1,180	35.94	64.06
	8	8	15	7	14	1,837	10.71	49	17,158	790	1,047	43.00	57.00
	5	9	15	7	15	1,829	10.66	50	17,158	819	1,010	44.78	55.22
	8	2	15	1	15	1,829	10.66	51	17,158	877	952	47.95	52.05
	5	9	15	7	14	1,828	10.65	52	17,158	711	1,117	38.89	61.11
	6	27	15	7	13	1,827	10.65	53	17,158	697	1,130	38.15	61.85
	8	23	15	1	15	1,825	10.64	54	17,158	1,038	787	56.88	43.12
	7	26	15	1	12	1,821	10.61	55	17,158	1,019	802	55.96	44.04
	5	25	15	2	12	1,819	10.60	56	17,158	1,144	675	62.89	37.11
	7	6	15	2	12	1,818	10.60	57	17,158	977	841	53.74	46.26
	10	11	15	1	15	1,816	10.58	58	17,158	1,090	726	60.02	39.98

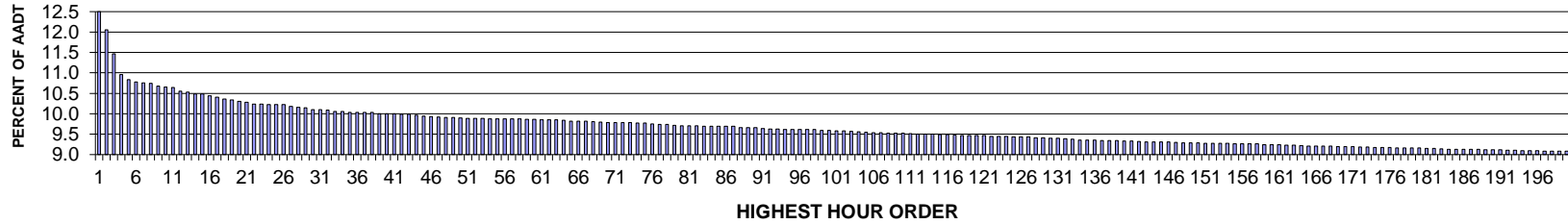
MO	DY	YR	DAY OF WK	HR	HR VOL	PERCENT OF AADT	HOUR NUMBER	AADT	EAST VOLUME	WEST VOLUME	PERCENT EAST IS OF TOTAL VOLUME	PERCENT WEST IS OF TOTAL VOLUME	
	8	7	15	6	17	1,815	10.58	59	17,158	800	1,015	44.08	55.92
	6	27	15	7	12	1,814	10.57	60	17,158	746	1,068	41.12	58.88
	5	29	15	6	18	1,812	10.56	61	17,158	735	1,077	40.56	59.44
	7	12	15	1	14	1,810	10.55	62	17,158	1,005	805	55.52	44.48
	9	5	15	7	15	1,809	10.54	63	17,158	646	1,163	35.71	64.29
	9	5	15	7	11	1,808	10.54	64	17,158	706	1,102	39.05	60.95
	5	10	15	1	13	1,802	10.50	65	17,158	931	871	51.66	48.34
	6	21	15	1	14	1,799	10.48	66	17,158	976	823	54.25	45.75
	8	16	15	1	13	1,796	10.47	67	17,158	998	798	55.57	44.43
	8	1	15	7	17	1,795	10.46	68	17,158	995	800	55.43	44.57
	7	3	15	6	12	1,794	10.46	69	17,158	643	1,151	35.84	64.16
	7	19	15	1	11	1,794	10.46	70	17,158	855	939	47.66	52.34
	9	7	15	2	11	1,794	10.46	71	17,158	1,032	762	57.53	42.47
	8	9	15	1	14	1,792	10.44	72	17,158	878	914	49.00	51.00
	7	17	15	6	15	1,791	10.44	73	17,158	793	998	44.28	55.72
	7	25	15	7	12	1,790	10.43	74	17,158	822	968	45.92	54.08
	8	15	15	7	14	1,788	10.42	75	17,158	730	1,058	40.83	59.17
	7	3	15	6	17	1,785	10.40	76	17,158	741	1,044	41.51	58.49
	8	9	15	1	12	1,781	10.38	77	17,158	980	801	55.03	44.97
	6	21	15	1	12	1,780	10.37	78	17,158	949	831	53.31	46.69
	9	5	15	7	13	1,778	10.36	79	17,158	652	1,126	36.67	63.33
	9	7	15	2	15	1,778	10.36	80	17,158	1,076	702	60.52	39.48
	11	28	15	7	12	1,775	10.35	81	17,158	947	828	53.35	46.65
	8	9	15	1	17	1,774	10.34	82	17,158	1,019	755	57.44	42.56
	7	17	15	6	18	1,771	10.32	83	17,158	894	877	50.48	49.52
	8	7	15	6	16	1,767	10.30	84	17,158	780	987	44.14	55.86
	7	31	15	6	18	1,766	10.29	85	17,158	700	1,066	39.64	60.36
	7	24	15	6	16	1,763	10.28	86	17,158	732	1,031	41.52	58.48
	8	8	15	7	16	1,763	10.28	87	17,158	918	845	52.07	47.93
	6	6	15	7	13	1,762	10.27	88	17,158	650	1,112	36.89	63.11
	9	7	15	2	12	1,762	10.27	89	17,158	1,029	733	58.40	41.60
	7	10	15	6	17	1,760	10.26	90	17,158	735	1,025	41.76	58.24
	7	18	15	7	13	1,760	10.26	91	17,158	681	1,079	38.69	61.31
	8	23	15	1	16	1,760	10.26	92	17,158	1,033	727	58.69	41.31
	6	6	15	7	12	1,757	10.24	93	17,158	710	1,047	40.41	59.59
	6	27	15	7	14	1,756	10.23	94	17,158	698	1,058	39.75	60.25
	7	2	15	5	18	1,755	10.23	95	17,158	692	1,063	39.43	60.57
	9	7	15	2	13	1,754	10.22	96	17,158	1,041	713	59.35	40.65
	5	24	15	1	13	1,753	10.22	97	17,158	814	939	46.43	53.57
	8	2	15	1	16	1,753	10.22	98	17,158	995	758	56.76	43.24
	7	21	15	3	18	1,752	10.21	99	17,158	775	977	44.24	55.76
	7	12	15	1	13	1,751	10.21	100	17,158	994	757	56.77	43.23
	8	21	15	6	15	1,750	10.20	101	17,158	743	1,007	42.46	57.54
	7	10	15	6	16	1,747	10.18	102	17,158	733	1,014	41.96	58.04
	7	26	15	1	15	1,747	10.18	103	17,158	1,057	690	60.50	39.50

MO	DY	YR	DAY OF WK	HR	HR VOL	PERCENT OF AADT	HOUR NUMBER	AADT	EAST VOLUME	WEST VOLUME	PERCENT EAST IS OF TOTAL VOLUME	PERCENT WEST IS OF TOTAL VOLUME
8	1	15	7	16	1,746	10.18	104	17,158	880	866	50.40	49.60
8	7	15	6	15	1,743	10.16	105	17,158	769	974	44.12	55.88
7	26	15	1	17	1,738	10.13	106	17,158	1,029	709	59.21	40.79
9	23	15	4	18	1,735	10.11	107	17,158	884	851	50.95	49.05
7	19	15	1	16	1,733	10.10	108	17,158	998	735	57.59	42.41
6	27	15	7	11	1,732	10.09	109	17,158	769	963	44.40	55.60
6	27	15	7	15	1,732	10.09	110	17,158	808	924	46.65	53.35
6	28	15	1	13	1,732	10.09	111	17,158	953	779	55.02	44.98
11	27	15	6	12	1,731	10.09	112	17,158	771	960	44.54	55.46
9	4	15	6	17	1,729	10.08	113	17,158	680	1,049	39.33	60.67
5	23	15	7	13	1,728	10.07	114	17,158	647	1,081	37.44	62.56
7	18	15	7	10	1,728	10.07	115	17,158	668	1,060	38.66	61.34
7	18	15	7	18	1,727	10.07	116	17,158	1,069	658	61.90	38.10
8	21	15	6	19	1,727	10.07	117	17,158	568	1,159	32.89	67.11
12	26	15	7	12	1,726	10.06	118	17,158	820	906	47.51	52.49
5	9	15	7	17	1,724	10.05	119	17,158	959	765	55.63	44.37
8	9	15	1	16	1,720	10.02	120	17,158	946	774	55.00	45.00
8	8	15	7	15	1,719	10.02	121	17,158	794	925	46.19	53.81
8	6	15	5	16	1,717	10.01	122	17,158	748	969	43.56	56.44
8	22	15	7	17	1,717	10.01	123	17,158	920	797	53.58	46.42
6	25	15	5	13	1,716	10.00	124	17,158	888	828	51.75	48.25
5	10	15	1	14	1,715	10.00	125	17,158	845	870	49.27	50.73
5	23	15	7	12	1,715	10.00	126	17,158	657	1,058	38.31	61.69
6	21	15	1	15	1,715	10.00	127	17,158	966	749	56.33	43.67
6	20	15	7	15	1,714	9.99	128	17,158	685	1,029	39.96	60.04
8	14	15	6	16	1,714	9.99	129	17,158	741	973	43.23	56.77
5	10	15	1	12	1,711	9.97	130	17,158	880	831	51.43	48.57
9	5	15	7	16	1,710	9.97	131	17,158	742	968	43.39	56.61
5	10	15	1	16	1,709	9.96	132	17,158	1,024	685	59.92	40.08
6	7	15	1	17	1,708	9.95	133	17,158	1,071	637	62.70	37.30
11	26	15	5	12	1,708	9.95	134	17,158	727	981	42.56	57.44
7	19	15	1	14	1,707	9.95	135	17,158	873	834	51.14	48.86
7	3	15	6	11	1,706	9.94	136	17,158	627	1,079	36.75	63.25
8	9	15	1	15	1,706	9.94	137	17,158	960	746	56.27	43.73
8	30	15	1	12	1,706	9.94	138	17,158	1,039	667	60.90	39.10
7	17	15	6	14	1,705	9.94	139	17,158	721	984	42.29	57.71
8	2	15	1	17	1,704	9.93	140	17,158	1,020	684	59.86	40.14
8	22	15	7	14	1,703	9.93	141	17,158	696	1,007	40.87	59.13
8	8	15	7	17	1,700	9.91	142	17,158	961	739	56.53	43.47
6	21	15	1	16	1,699	9.90	143	17,158	977	722	57.50	42.50
9	6	15	1	13	1,699	9.90	144	17,158	868	831	51.09	48.91
8	7	15	6	12	1,698	9.90	145	17,158	833	865	49.06	50.94
5	24	15	1	17	1,695	9.88	146	17,158	1,082	613	63.83	36.17
11	28	15	7	14	1,695	9.88	147	17,158	951	744	56.11	43.89
7	25	15	7	17	1,694	9.87	148	17,158	912	782	53.84	46.16

MO	DY	YR	DAY OF WK	HR	HR VOL	PERCENT OF AADT	HOUR NUMBER	AADT	EAST VOLUME	WEST VOLUME	PERCENT EAST IS OF TOTAL VOLUME	PERCENT WEST IS OF TOTAL VOLUME	
	8	22	15	7	11	1,694	9.87	149	17,158	705	989	41.62	58.38
	7	18	15	7	15	1,691	9.86	150	17,158	755	936	44.65	55.35
	9	4	15	6	16	1,687	9.83	151	17,158	662	1,025	39.24	60.76
	6	20	15	7	12	1,686	9.83	152	17,158	757	929	44.90	55.10
	6	28	15	1	12	1,686	9.83	153	17,158	936	750	55.52	44.48
	8	22	15	7	16	1,686	9.83	154	17,158	779	907	46.20	53.80
	8	28	15	6	15	1,686	9.83	155	17,158	744	942	44.13	55.87
	5	10	15	1	17	1,684	9.81	156	17,158	1,075	609	63.84	36.16
	6	7	15	1	14	1,684	9.81	157	17,158	968	716	57.48	42.52
	7	25	15	7	13	1,684	9.81	158	17,158	757	927	44.95	55.05
	6	7	15	1	13	1,683	9.81	159	17,158	903	780	53.65	46.35
	7	24	15	6	14	1,683	9.81	160	17,158	795	888	47.24	52.76
	8	16	15	1	17	1,683	9.81	161	17,158	990	693	58.82	41.18
	8	7	15	6	13	1,681	9.80	162	17,158	729	952	43.37	56.63
	6	26	15	6	16	1,680	9.79	163	17,158	707	973	42.08	57.92
	7	19	15	1	17	1,680	9.79	164	17,158	976	704	58.10	41.90
	8	14	15	6	15	1,680	9.79	165	17,158	862	818	51.31	48.69
	8	23	15	1	17	1,679	9.79	166	17,158	1,012	667	60.27	39.73
	6	7	15	1	15	1,678	9.78	167	17,158	989	689	58.94	41.06
	7	2	15	5	13	1,677	9.77	168	17,158	675	1,002	40.25	59.75
	7	25	15	7	14	1,677	9.77	169	17,158	736	941	43.89	56.11
	7	16	15	5	14	1,676	9.77	170	17,158	771	905	46.00	54.00
	6	14	15	1	13	1,674	9.76	171	17,158	898	776	53.64	46.36
	8	28	15	6	16	1,674	9.76	172	17,158	706	968	42.17	57.83
	9	12	15	7	12	1,672	9.74	173	17,158	619	1,053	37.02	62.98
	6	6	15	7	11	1,671	9.74	174	17,158	681	990	40.75	59.25
	6	26	15	6	17	1,671	9.74	175	17,158	688	983	41.17	58.83
	5	22	15	6	17	1,669	9.73	176	17,158	653	1,016	39.13	60.87
	7	26	15	1	16	1,668	9.72	177	17,158	1,008	660	60.43	39.57
	6	28	15	1	17	1,666	9.71	178	17,158	1,006	660	60.38	39.62
	5	9	15	7	11	1,665	9.70	179	17,158	682	983	40.96	59.04
	7	12	15	1	16	1,665	9.70	180	17,158	969	696	58.20	41.80
	6	14	15	1	12	1,664	9.70	181	17,158	867	797	52.10	47.90
	7	12	15	1	17	1,664	9.70	182	17,158	973	691	58.47	41.53
	7	24	15	6	15	1,663	9.69	183	17,158	756	907	45.46	54.54
	6	26	15	6	15	1,662	9.69	184	17,158	736	926	44.28	55.72
	7	16	15	5	17	1,662	9.69	185	17,158	750	912	45.13	54.87
	8	13	15	5	17	1,659	9.67	186	17,158	759	900	45.75	54.25
	2	28	15	7	11	1,658	9.66	187	17,158	819	839	49.40	50.60
	11	20	15	6	13	1,658	9.66	188	17,158	881	777	53.14	46.86
	5	23	15	7	14	1,657	9.66	189	17,158	614	1,043	37.05	62.95
	4	9	15	5	12	1,656	9.65	190	17,158	787	869	47.52	52.48
	5	31	15	1	14	1,656	9.65	191	17,158	942	714	56.88	43.12
	6	12	15	6	19	1,655	9.65	192	17,158	679	976	41.03	58.97
	8	7	15	6	14	1,655	9.65	193	17,158	798	857	48.22	51.78

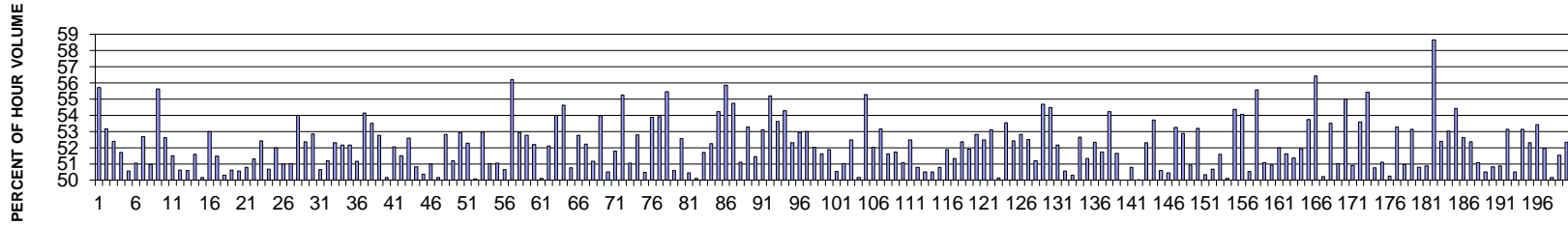
MO	DY	YR	DAY OF WK	HR	HR VOL	PERCENT OF AADT	HOUR NUMBER	AADT	EAST VOLUME	WEST VOLUME	PERCENT EAST IS OF TOTAL VOLUME	PERCENT WEST IS OF TOTAL VOLUME
8	23	15	1	14	1,655	9.65	194	17,158	885	770	53.47	46.53
6	25	15	5	15	1,654	9.64	195	17,158	776	878	46.92	53.08
9	6	15	1	14	1,654	9.64	196	17,158	870	784	52.60	47.40
6	28	15	1	14	1,653	9.63	197	17,158	949	704	57.41	42.59
7	24	15	6	17	1,653	9.63	198	17,158	636	1,017	38.48	61.52
2	14	15	7	12	1,652	9.63	199	17,158	661	991	40.01	59.99
7	5	15	1	16	1,650	9.62	200	17,158	998	652	60.48	39.52

**SR 082 MP 131.79 UMATILLA ADC SITE R086
K FOR PEAK 200 HOURS OF 2015**



AADT= 20,506 K 30 FACTOR= 10.10 K 100 FACTOR= 9.59 K 200 FACTOR= 9.09 D 30 FACTOR= 52.85

**SR 082 MP 131.79 UMATILLA ADC SITE R086
D % IN THE PEAK 200 HOURS OF 2015**



MO	DY	YR	DAY OF WK	HR	HR VOL	PERCENT OF AADT	HOUR NUMBER	AADT	EAST VOLUME	WEST VOLUME	PERCENT EAST IS OF TOTAL VOLUME	PERCENT WEST IS OF TOTAL VOLUME
11	29	15	1	14	2,563	12.50	1	20,506	1,135	1,428	44.28	55.72
11	29	15	1	15	2,472	12.06	2	20,506	1,158	1,314	46.84	53.16
11	29	15	1	13	2,353	11.47	3	20,506	1,120	1,233	47.60	52.40
7	31	15	6	16	2,247	10.96	4	20,506	1,162	1,085	51.71	48.29
11	25	15	4	15	2,221	10.83	5	20,506	1,098	1,123	49.44	50.56
8	9	15	1	15	2,211	10.78	6	20,506	1,129	1,082	51.06	48.94
7	5	15	1	15	2,206	10.76	7	20,506	1,162	1,044	52.67	47.33
11	25	15	4	16	2,202	10.74	8	20,506	1,122	1,080	50.95	49.05
11	29	15	1	16	2,190	10.68	9	20,506	972	1,218	44.38	55.62
9	7	15	2	16	2,186	10.66	10	20,506	1,036	1,150	47.39	52.61
8	16	15	1	15	2,182	10.64	11	20,506	1,124	1,058	51.51	48.49
11	25	15	4	14	2,163	10.55	12	20,506	1,095	1,068	50.62	49.38
7	5	15	1	16	2,159	10.53	13	20,506	1,092	1,067	50.58	49.42
8	23	15	1	15	2,152	10.49	14	20,506	1,042	1,110	48.42	51.58

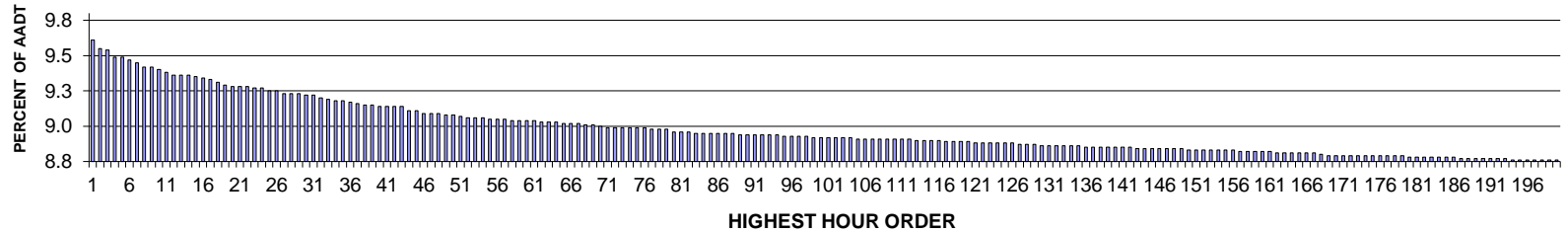
MO	DY	YR	DAY OF WK	HR	HR VOL	PERCENT OF AADT	HOUR NUMBER	AADT	EAST VOLUME	WEST VOLUME	PERCENT EAST IS OF TOTAL VOLUME	PERCENT WEST IS OF TOTAL VOLUME
9	7	15	2	15	2,151	10.49	15	20,506	1,079	1,072	50.16	49.84
7	19	15	1	15	2,140	10.44	16	20,506	1,006	1,134	47.01	52.99
7	5	15	1	14	2,135	10.41	17	20,506	1,099	1,036	51.48	48.52
7	26	15	1	15	2,125	10.36	18	20,506	1,069	1,056	50.31	49.69
8	9	15	1	14	2,120	10.34	19	20,506	1,073	1,047	50.61	49.39
5	22	15	6	17	2,114	10.31	20	20,506	1,045	1,069	49.43	50.57
9	4	15	6	17	2,107	10.28	21	20,506	1,037	1,070	49.22	50.78
8	7	15	6	17	2,099	10.24	22	20,506	1,077	1,022	51.31	48.69
9	4	15	6	16	2,099	10.24	23	20,506	1,100	999	52.41	47.59
8	7	15	6	16	2,098	10.23	24	20,506	1,035	1,063	49.33	50.67
5	22	15	6	16	2,096	10.22	25	20,506	1,090	1,006	52.00	48.00
11	25	15	4	17	2,096	10.22	26	20,506	1,069	1,027	51.00	49.00
7	17	15	6	18	2,088	10.18	27	20,506	1,023	1,065	48.99	51.01
8	9	15	1	16	2,084	10.16	28	20,506	959	1,125	46.02	53.98
4	10	15	6	16	2,082	10.15	29	20,506	992	1,090	47.65	52.35
8	9	15	1	17	2,072	10.10	30	20,506	1,095	977	52.85	47.15
8	16	15	1	16	2,071	10.10	31	20,506	1,049	1,022	50.65	49.35
6	19	15	6	17	2,069	10.09	32	20,506	1,010	1,059	48.82	51.18
7	19	15	1	16	2,063	10.06	33	20,506	984	1,079	47.70	52.30
8	7	15	6	15	2,063	10.06	34	20,506	1,076	987	52.16	47.84
7	24	15	6	17	2,057	10.03	35	20,506	984	1,073	47.84	52.16
6	19	15	6	16	2,056	10.03	36	20,506	1,052	1,004	51.17	48.83
7	24	15	6	15	2,056	10.03	37	20,506	1,113	943	54.13	45.87
10	2	15	6	17	2,056	10.03	38	20,506	1,100	956	53.50	46.50
8	16	15	1	14	2,051	10.00	39	20,506	969	1,082	47.25	52.75
11	25	15	4	13	2,051	10.00	40	20,506	1,029	1,022	50.17	49.83
10	9	15	6	17	2,050	10.00	41	20,506	1,067	983	52.05	47.95
7	17	15	6	16	2,049	9.99	42	20,506	1,055	994	51.49	48.51
5	25	15	2	15	2,048	9.99	43	20,506	971	1,077	47.41	52.59
7	5	15	1	13	2,043	9.96	44	20,506	1,038	1,005	50.81	49.19
7	31	15	6	17	2,039	9.94	45	20,506	1,027	1,012	50.37	49.63
8	2	15	1	15	2,036	9.93	46	20,506	1,038	998	50.98	49.02
7	24	15	6	16	2,034	9.92	47	20,506	1,020	1,014	50.15	49.85
7	31	15	6	15	2,032	9.91	48	20,506	1,073	959	52.81	47.19
9	18	15	6	16	2,032	9.91	49	20,506	1,040	992	51.18	48.82
7	10	15	6	15	2,031	9.90	50	20,506	1,075	956	52.93	47.07
6	19	15	6	15	2,029	9.89	51	20,506	1,061	968	52.29	47.71
8	23	15	1	16	2,029	9.89	52	20,506	1,013	1,016	49.93	50.07
7	2	15	5	14	2,028	9.89	53	20,506	1,074	954	52.96	47.04
8	2	15	1	14	2,025	9.88	54	20,506	1,033	992	51.01	48.99
9	7	15	2	14	2,024	9.87	55	20,506	991	1,033	48.96	51.04
10	9	15	6	16	2,024	9.87	56	20,506	1,025	999	50.64	49.36
7	17	15	6	15	2,023	9.87	57	20,506	1,137	886	56.20	43.80
7	19	15	1	14	2,023	9.87	58	20,506	952	1,071	47.06	52.94
10	16	15	6	17	2,022	9.86	59	20,506	955	1,067	47.23	52.77
7	24	15	6	18	2,021	9.86	60	20,506	966	1,055	47.80	52.20
8	14	15	6	13	2,020	9.85	61	20,506	1,012	1,008	50.10	49.90
7	17	15	6	17	2,019	9.85	62	20,506	967	1,052	47.89	52.11
8	6	15	5	16	2,019	9.85	63	20,506	929	1,090	46.01	53.99

MO	DY	YR	DAY OF WK	HR	HR VOL	PERCENT OF AADT	HOUR NUMBER	AADT	EAST VOLUME	WEST VOLUME	PERCENT EAST IS OF TOTAL VOLUME	PERCENT WEST IS OF TOTAL VOLUME
6	5	15	6	17	2,018	9.84	64	20,506	916	1,102	45.39	54.61
6	26	15	6	16	2,013	9.82	65	20,506	991	1,022	49.23	50.77
7	12	15	1	15	2,013	9.82	66	20,506	1,062	951	52.76	47.24
10	23	15	6	17	2,013	9.82	67	20,506	1,051	962	52.21	47.79
8	23	15	1	14	2,011	9.81	68	20,506	982	1,029	48.83	51.17
6	26	15	6	14	2,009	9.80	69	20,506	1,084	925	53.96	46.04
7	10	15	6	16	2,008	9.79	70	20,506	994	1,014	49.50	50.50
9	4	15	6	18	2,008	9.79	71	20,506	1,040	968	51.79	48.21
9	4	15	6	15	2,007	9.79	72	20,506	1,109	898	55.26	44.74
8	2	15	1	16	2,006	9.78	73	20,506	982	1,024	48.95	51.05
8	14	15	6	15	2,004	9.77	74	20,506	1,058	946	52.79	47.21
7	10	15	6	17	2,003	9.77	75	20,506	992	1,011	49.53	50.47
4	3	15	6	17	1,999	9.75	76	20,506	922	1,077	46.12	53.88
4	10	15	6	17	1,998	9.74	77	20,506	921	1,077	46.10	53.90
8	16	15	1	13	1,998	9.74	78	20,506	890	1,108	44.54	55.46
8	7	15	6	13	1,993	9.72	79	20,506	1,008	985	50.58	49.42
8	14	15	6	16	1,992	9.71	80	20,506	945	1,047	47.44	52.56
9	11	15	6	16	1,992	9.71	81	20,506	1,005	987	50.45	49.55
9	25	15	6	17	1,992	9.71	82	20,506	998	994	50.10	49.90
8	28	15	6	16	1,990	9.70	83	20,506	961	1,029	48.29	51.71
7	3	15	6	14	1,989	9.70	84	20,506	1,039	950	52.24	47.76
5	22	15	6	15	1,988	9.69	85	20,506	1,078	910	54.23	45.77
7	26	15	1	13	1,988	9.69	86	20,506	878	1,110	44.16	55.84
7	26	15	1	14	1,988	9.69	87	20,506	900	1,088	45.27	54.73
7	2	15	5	15	1,981	9.66	88	20,506	969	1,012	48.91	51.09
5	25	15	2	16	1,980	9.66	89	20,506	925	1,055	46.72	53.28
9	25	15	6	16	1,980	9.66	90	20,506	1,019	961	51.46	48.54
8	2	15	1	17	1,977	9.64	91	20,506	927	1,050	46.89	53.11
7	12	15	1	16	1,975	9.63	92	20,506	885	1,090	44.81	55.19
7	16	15	5	18	1,975	9.63	93	20,506	916	1,059	46.38	53.62
5	15	15	6	17	1,973	9.62	94	20,506	902	1,071	45.72	54.28
7	19	15	1	17	1,973	9.62	95	20,506	1,032	941	52.31	47.69
6	25	15	5	17	1,972	9.62	96	20,506	928	1,044	47.06	52.94
7	10	15	6	14	1,970	9.61	97	20,506	1,044	926	52.99	47.01
8	14	15	6	14	1,970	9.61	98	20,506	1,025	945	52.03	47.97
8	6	15	5	17	1,966	9.59	99	20,506	951	1,015	48.37	51.63
9	20	15	1	14	1,966	9.59	100	20,506	946	1,020	48.12	51.88
10	2	15	6	16	1,965	9.58	101	20,506	993	972	50.53	49.47
10	16	15	6	16	1,964	9.58	102	20,506	1,002	962	51.02	48.98
9	4	15	6	14	1,963	9.57	103	20,506	1,030	933	52.47	47.53
6	12	15	6	17	1,960	9.56	104	20,506	977	983	49.85	50.15
7	23	15	5	17	1,959	9.55	105	20,506	876	1,083	44.72	55.28
8	16	15	1	17	1,957	9.54	106	20,506	939	1,018	47.98	52.02
5	8	15	6	16	1,956	9.54	107	20,506	916	1,040	46.83	53.17
8	7	15	6	18	1,955	9.53	108	20,506	946	1,009	48.39	51.61
8	28	15	6	17	1,953	9.52	109	20,506	943	1,010	48.28	51.72
7	26	15	1	17	1,952	9.52	110	20,506	997	955	51.08	48.92
7	12	15	1	17	1,951	9.51	111	20,506	927	1,024	47.51	52.49
5	1	15	6	17	1,949	9.50	112	20,506	990	959	50.80	49.20

MO	DY	YR	DAY OF WK	HR	HR VOL	PERCENT OF AADT	HOUR NUMBER	AADT	EAST VOLUME	WEST VOLUME	PERCENT EAST IS OF TOTAL VOLUME	PERCENT WEST IS OF TOTAL VOLUME
6	26	15	6	15	1,948	9.50	113	20,506	984	964	50.51	49.49
7	3	15	6	13	1,948	9.50	114	20,506	964	984	49.49	50.51
7	26	15	1	16	1,947	9.49	115	20,506	958	989	49.20	50.80
7	5	15	1	17	1,945	9.49	116	20,506	936	1,009	48.12	51.88
7	31	15	6	14	1,944	9.48	117	20,506	998	946	51.34	48.66
6	26	15	6	17	1,942	9.47	118	20,506	925	1,017	47.63	52.37
7	10	15	6	18	1,942	9.47	119	20,506	934	1,008	48.09	51.91
7	23	15	5	15	1,942	9.47	120	20,506	1,026	916	52.83	47.17
8	7	15	6	14	1,942	9.47	121	20,506	1,019	923	52.47	47.53
4	12	15	1	16	1,937	9.45	122	20,506	908	1,029	46.88	53.12
6	12	15	6	16	1,937	9.45	123	20,506	971	966	50.13	49.87
6	21	15	1	14	1,937	9.45	124	20,506	900	1,037	46.46	53.54
8	9	15	1	13	1,934	9.43	125	20,506	920	1,014	47.57	52.43
7	16	15	5	16	1,933	9.43	126	20,506	912	1,021	47.18	52.82
7	17	15	6	14	1,933	9.43	127	20,506	1,015	918	52.51	47.49
9	18	15	6	17	1,930	9.41	128	20,506	942	988	48.81	51.19
5	22	15	6	18	1,929	9.41	129	20,506	1,055	874	54.69	45.31
8	17	15	2	17	1,927	9.40	130	20,506	877	1,050	45.51	54.49
8	20	15	5	17	1,927	9.40	131	20,506	922	1,005	47.85	52.15
6	18	15	5	16	1,925	9.39	132	20,506	952	973	49.45	50.55
8	10	15	2	16	1,924	9.38	133	20,506	968	956	50.31	49.69
9	7	15	2	13	1,918	9.35	134	20,506	908	1,010	47.34	52.66
6	14	15	1	15	1,917	9.35	135	20,506	984	933	51.33	48.67
9	11	15	6	17	1,917	9.35	136	20,506	914	1,003	47.68	52.32
7	19	15	1	13	1,916	9.34	137	20,506	925	991	48.28	51.72
7	23	15	5	18	1,916	9.34	138	20,506	877	1,039	45.77	54.23
8	13	15	5	17	1,915	9.34	139	20,506	926	989	48.36	51.64
7	31	15	6	13	1,914	9.33	140	20,506	957	957	50.00	50.00
8	13	15	5	18	1,914	9.33	141	20,506	942	972	49.22	50.78
8	15	15	7	13	1,911	9.32	142	20,506	955	956	49.97	50.03
9	7	15	2	17	1,910	9.31	143	20,506	911	999	47.70	52.30
10	2	15	6	18	1,910	9.31	144	20,506	1,026	884	53.72	46.28
6	28	15	1	14	1,909	9.31	145	20,506	943	966	49.40	50.60
10	23	15	6	16	1,909	9.31	146	20,506	946	963	49.55	50.45
7	3	15	6	12	1,908	9.30	147	20,506	892	1,016	46.75	53.25
5	25	15	2	14	1,906	9.29	148	20,506	898	1,008	47.11	52.89
8	1	15	7	14	1,906	9.29	149	20,506	971	935	50.94	49.06
6	12	15	6	15	1,904	9.29	150	20,506	1,013	891	53.20	46.80
8	30	15	1	16	1,903	9.28	151	20,506	945	958	49.66	50.34
6	5	15	6	16	1,902	9.28	152	20,506	938	964	49.32	50.68
8	2	15	1	13	1,902	9.28	153	20,506	921	981	48.42	51.58
11	20	15	6	17	1,902	9.28	154	20,506	953	949	50.11	49.89
5	25	15	2	17	1,900	9.27	155	20,506	867	1,033	45.63	54.37
6	18	15	5	17	1,900	9.27	156	20,506	873	1,027	45.95	54.05
6	21	15	1	16	1,900	9.27	157	20,506	940	960	49.47	50.53
8	6	15	5	18	1,899	9.26	158	20,506	844	1,055	44.44	55.56
5	8	15	6	17	1,895	9.24	159	20,506	927	968	48.92	51.08
7	24	15	6	14	1,895	9.24	160	20,506	930	965	49.08	50.92
9	20	15	1	15	1,895	9.24	161	20,506	910	985	48.02	51.98

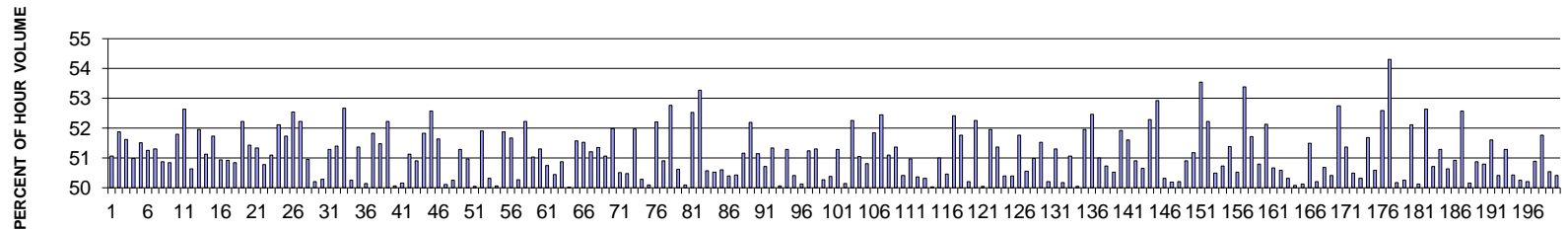
MO	DY	YR	DAY OF WK	HR	HR VOL	PERCENT OF AADT	HOUR NUMBER	AADT	EAST VOLUME	WEST VOLUME	PERCENT EAST IS OF TOTAL VOLUME	PERCENT WEST IS OF TOTAL VOLUME
7	12	15	1	14	1,893	9.23	162	20,506	916	977	48.39	51.61
6	21	15	1	15	1,892	9.23	163	20,506	920	972	48.63	51.37
7	31	15	6	18	1,891	9.22	164	20,506	909	982	48.07	51.93
7	2	15	5	16	1,889	9.21	165	20,506	874	1,015	46.27	53.73
8	10	15	2	18	1,888	9.21	166	20,506	823	1,065	43.59	56.41
8	13	15	5	16	1,888	9.21	167	20,506	940	948	49.79	50.21
10	9	15	6	18	1,888	9.21	168	20,506	1,010	878	53.50	46.50
6	19	15	6	14	1,886	9.20	169	20,506	962	924	51.01	48.99
7	6	15	2	14	1,886	9.20	170	20,506	1,037	849	54.98	45.02
11	29	15	1	12	1,886	9.20	171	20,506	926	960	49.10	50.90
8	20	15	5	18	1,885	9.19	172	20,506	875	1,010	46.42	53.58
7	30	15	5	18	1,884	9.19	173	20,506	840	1,044	44.59	55.41
8	1	15	7	12	1,883	9.18	174	20,506	927	956	49.23	50.77
8	20	15	5	16	1,883	9.18	175	20,506	921	962	48.91	51.09
9	4	15	6	13	1,881	9.17	176	20,506	945	936	50.24	49.76
4	9	15	5	17	1,879	9.16	177	20,506	878	1,001	46.73	53.27
6	14	15	1	14	1,878	9.16	178	20,506	921	957	49.04	50.96
7	16	15	5	17	1,878	9.16	179	20,506	880	998	46.86	53.14
8	30	15	1	15	1,878	9.16	180	20,506	924	954	49.20	50.80
7	30	15	5	15	1,877	9.15	181	20,506	955	922	50.88	49.12
11	29	15	1	17	1,877	9.15	182	20,506	776	1,101	41.34	58.66
11	28	15	7	14	1,874	9.14	183	20,506	982	892	52.40	47.60
7	2	15	5	17	1,873	9.13	184	20,506	880	993	46.98	53.02
6	12	15	6	14	1,872	9.13	185	20,506	1,019	853	54.43	45.57
7	24	15	6	13	1,872	9.13	186	20,506	887	985	47.38	52.62
8	6	15	5	15	1,872	9.13	187	20,506	892	980	47.65	52.35
8	23	15	1	17	1,872	9.13	188	20,506	916	956	48.93	51.07
6	19	15	6	18	1,871	9.12	189	20,506	926	945	49.49	50.51
8	3	15	2	16	1,871	9.12	190	20,506	951	920	50.83	49.17
7	31	15	6	12	1,870	9.12	191	20,506	951	919	50.86	49.14
4	17	15	6	17	1,869	9.11	192	20,506	876	993	46.87	53.13
7	6	15	2	15	1,869	9.11	193	20,506	944	925	50.51	49.49
6	5	15	6	14	1,867	9.10	194	20,506	875	992	46.87	53.13
9	11	15	6	15	1,866	9.10	195	20,506	976	890	52.30	47.70
10	1	15	5	17	1,866	9.10	196	20,506	869	997	46.57	53.43
7	3	15	6	15	1,865	9.09	197	20,506	969	896	51.96	48.04
8	5	15	4	16	1,864	9.09	198	20,506	935	929	50.16	49.84
7	23	15	5	16	1,863	9.09	199	20,506	903	960	48.47	51.53
8	24	15	2	18	1,863	9.09	200	20,506	888	975	47.67	52.33

**SR 395 MP 18.58 KENNEWICK ADC SITE R087
K FOR PEAK 200 HOURS OF 2015**



AADT= 63082 K 30 FACTOR= 9.22 K 100 FACTOR= 8.92 K 200 FACTOR= 8.76 D 30 FACTOR= 50.28

**SR 395 MP 18.58 KENNEWICK ADC SITE R087
D % IN THE PEAK 200 HOURS OF 2015**



MO	DY	YR	DAY OF WK	HR	HR VOL	PERCENT OF AADT	HOUR NUMBER	AADT	NORTH VOLUME	SOUTH VOLUME	PERCENT NORTH IS OF TOTAL VOLUME	PERCENT SOUTH IS OF TOTAL VOLUME
11	6	15	6	17	6,064	9.61	1	63,082	2,967	3,097	48.93	51.07
2	13	15	6	17	6,025	9.55	2	63,082	2,899	3,126	48.12	51.88
5	8	15	6	17	6,017	9.54	3	63,082	2,911	3,106	48.38	51.62
4	10	15	6	17	5,989	9.49	4	63,082	2,936	3,053	49.02	50.98
5	15	15	6	17	5,985	9.49	5	63,082	2,902	3,083	48.49	51.51
4	17	15	6	17	5,973	9.47	6	63,082	2,912	3,061	48.75	51.25
6	5	15	6	17	5,964	9.45	7	63,082	2,904	3,060	48.69	51.31
11	13	15	6	17	5,941	9.42	8	63,082	2,918	3,023	49.12	50.88
12	18	15	6	16	5,940	9.42	9	63,082	2,920	3,020	49.16	50.84
10	2	15	6	17	5,928	9.40	10	63,082	2,857	3,071	48.20	51.80
5	15	15	6	18	5,915	9.38	11	63,082	2,802	3,113	47.37	52.63
6	19	15	6	17	5,907	9.36	12	63,082	2,916	2,991	49.37	50.63
11	20	15	6	17	5,907	9.36	13	63,082	2,838	3,069	48.04	51.96

MO	DY	YR	DAY OF WK	HR	HR VOL	PERCENT OF AADT	HOUR NUMBER	AADT	NORTH VOLUME	SOUTH VOLUME	PERCENT NORTH IS OF TOTAL VOLUME	PERCENT SOUTH IS OF TOTAL VOLUME
5	29	15	6	17	5,906	9.36	14	63,082	2,887	3,019	48.88	51.12
6	5	15	6	16	5,900	9.35	15	63,082	2,848	3,052	48.27	51.73
5	26	15	3	17	5,893	9.34	16	63,082	3,002	2,891	50.94	49.06
5	22	15	6	17	5,886	9.33	17	63,082	2,889	2,997	49.08	50.92
5	1	15	6	17	5,875	9.31	18	63,082	2,888	2,987	49.16	50.84
9	25	15	6	17	5,858	9.29	19	63,082	2,799	3,059	47.78	52.22
2	20	15	6	17	5,854	9.28	20	63,082	2,843	3,011	48.57	51.43
12	4	15	6	17	5,854	9.28	21	63,082	2,849	3,005	48.67	51.33
3	27	15	6	17	5,853	9.28	22	63,082	2,881	2,972	49.22	50.78
9	4	15	6	17	5,847	9.27	23	63,082	2,987	2,860	51.09	48.91
1	16	15	6	17	5,845	9.27	24	63,082	2,799	3,046	47.89	52.11
8	28	15	6	17	5,836	9.25	25	63,082	2,817	3,019	48.27	51.73
10	9	15	6	17	5,834	9.25	26	63,082	2,769	3,065	47.46	52.54
3	13	15	6	17	5,825	9.23	27	63,082	2,783	3,042	47.78	52.22
4	24	15	6	17	5,825	9.23	28	63,082	2,857	2,968	49.05	50.95
2	13	15	6	18	5,821	9.23	29	63,082	2,899	2,922	49.80	50.20
11	6	15	6	16	5,818	9.22	30	63,082	2,893	2,925	49.72	50.28
2	27	15	6	17	5,816	9.22	31	63,082	2,833	2,983	48.71	51.29
10	15	15	5	17	5,806	9.20	32	63,082	2,822	2,984	48.60	51.40
5	7	15	5	18	5,796	9.19	33	63,082	2,743	3,053	47.33	52.67
11	20	15	6	16	5,794	9.18	34	63,082	2,882	2,912	49.74	50.26
10	16	15	6	17	5,790	9.18	35	63,082	2,816	2,974	48.64	51.36
10	8	15	5	18	5,782	9.17	36	63,082	2,899	2,883	50.14	49.86
9	18	15	6	17	5,778	9.16	37	63,082	2,783	2,995	48.17	51.83
4	10	15	6	16	5,772	9.15	38	63,082	2,971	2,801	51.47	48.53
11	5	15	5	17	5,772	9.15	39	63,082	2,757	3,015	47.77	52.23
4	10	15	6	18	5,768	9.14	40	63,082	2,880	2,888	49.93	50.07
4	30	15	5	18	5,765	9.14	41	63,082	2,873	2,892	49.84	50.16
12	11	15	6	17	5,765	9.14	42	63,082	2,818	2,947	48.88	51.12
12	18	15	6	17	5,764	9.14	43	63,082	2,830	2,934	49.10	50.90
3	13	15	6	18	5,746	9.11	44	63,082	2,768	2,978	48.17	51.83
5	7	15	5	17	5,745	9.11	45	63,082	2,724	3,021	47.42	52.58
11	3	15	3	17	5,737	9.09	46	63,082	2,775	2,962	48.37	51.63
5	22	15	6	16	5,735	9.09	47	63,082	2,874	2,861	50.11	49.89
10	1	15	5	18	5,734	9.09	48	63,082	2,852	2,882	49.74	50.26
7	31	15	6	17	5,725	9.08	49	63,082	2,789	2,936	48.72	51.28
8	20	15	5	18	5,725	9.08	50	63,082	2,918	2,807	50.97	49.03
10	16	15	6	16	5,719	9.07	51	63,082	2,857	2,862	49.96	50.04
2	13	15	6	16	5,718	9.06	52	63,082	2,750	2,968	48.09	51.91
6	5	15	6	18	5,717	9.06	53	63,082	2,841	2,876	49.69	50.31
6	18	15	5	17	5,717	9.06	54	63,082	2,855	2,862	49.94	50.06
5	8	15	6	16	5,711	9.05	55	63,082	2,748	2,963	48.12	51.88
6	4	15	5	18	5,711	9.05	56	63,082	2,760	2,951	48.33	51.67
7	23	15	5	17	5,707	9.05	57	63,082	2,838	2,869	49.73	50.27
6	12	15	6	17	5,705	9.04	58	63,082	2,980	2,725	52.23	47.77

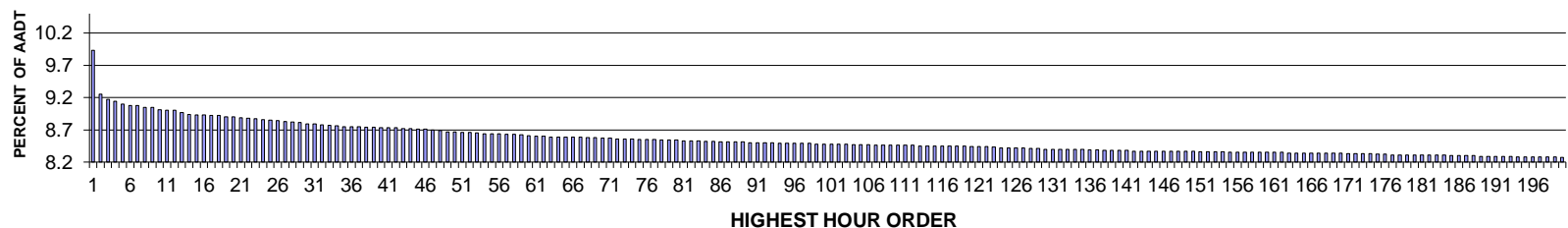
MO	DY	YR	DAY OF WK	HR	HR VOL	PERCENT OF AADT	HOUR NUMBER	AADT	NORTH VOLUME	SOUTH VOLUME	PERCENT NORTH IS OF TOTAL VOLUME	PERCENT SOUTH IS OF TOTAL VOLUME	
	7	17	15	6	17	5,703	9.04	59	63,082	2,793	2,910	48.97	51.03
	5	1	15	6	16	5,702	9.04	60	63,082	2,777	2,925	48.70	51.30
	4	16	15	5	17	5,700	9.04	61	63,082	2,807	2,893	49.25	50.75
	5	15	15	6	16	5,697	9.03	62	63,082	2,874	2,823	50.45	49.55
	6	4	15	5	17	5,695	9.03	63	63,082	2,798	2,897	49.13	50.87
	10	9	15	6	18	5,695	9.03	64	63,082	2,848	2,847	50.01	49.99
	10	23	15	6	17	5,693	9.02	65	63,082	2,757	2,936	48.43	51.57
	11	2	15	2	17	5,692	9.02	66	63,082	2,759	2,933	48.47	51.53
	7	13	15	2	18	5,688	9.02	67	63,082	2,913	2,775	51.21	48.79
	5	8	15	6	18	5,685	9.01	68	63,082	2,766	2,919	48.65	51.35
	2	6	15	6	17	5,684	9.01	69	63,082	2,781	2,903	48.93	51.07
	10	2	15	6	16	5,678	9.00	70	63,082	2,726	2,952	48.01	51.99
	5	6	15	4	18	5,672	8.99	71	63,082	2,807	2,865	49.49	50.51
	6	12	15	6	18	5,672	8.99	72	63,082	2,809	2,863	49.52	50.48
	7	10	15	6	18	5,672	8.99	73	63,082	2,948	2,724	51.97	48.03
	8	21	15	6	17	5,672	8.99	74	63,082	2,852	2,820	50.28	49.72
	9	17	15	5	18	5,668	8.99	75	63,082	2,829	2,839	49.91	50.09
	12	21	15	2	17	5,668	8.99	76	63,082	2,709	2,959	47.79	52.21
	6	19	15	6	18	5,667	8.98	77	63,082	2,782	2,885	49.09	50.91
	5	11	15	2	17	5,665	8.98	78	63,082	2,676	2,989	47.24	52.76
	4	17	15	6	18	5,664	8.98	79	63,082	2,797	2,867	49.38	50.62
	4	8	15	4	18	5,653	8.96	80	63,082	2,832	2,821	50.10	49.90
	4	30	15	5	17	5,651	8.96	81	63,082	2,683	2,968	47.48	52.52
	10	8	15	5	17	5,650	8.96	82	63,082	2,640	3,010	46.73	53.27
	5	26	15	3	18	5,648	8.95	83	63,082	2,856	2,792	50.57	49.43
	2	27	15	6	18	5,646	8.95	84	63,082	2,793	2,853	49.47	50.53
	4	24	15	6	16	5,646	8.95	85	63,082	2,857	2,789	50.60	49.40
	11	25	15	4	16	5,645	8.95	86	63,082	2,800	2,845	49.60	50.40
	4	7	15	3	18	5,644	8.95	87	63,082	2,846	2,798	50.43	49.57
	6	26	15	6	17	5,643	8.95	88	63,082	2,887	2,756	51.16	48.84
	2	12	15	5	17	5,642	8.94	89	63,082	2,697	2,945	47.80	52.20
	9	4	15	6	16	5,642	8.94	90	63,082	2,886	2,756	51.15	48.85
	2	27	15	6	16	5,641	8.94	91	63,082	2,780	2,861	49.28	50.72
	4	3	15	6	17	5,641	8.94	92	63,082	2,896	2,745	51.34	48.66
	9	11	15	6	17	5,641	8.94	93	63,082	2,817	2,824	49.94	50.06
	10	7	15	4	18	5,637	8.94	94	63,082	2,891	2,746	51.29	48.71
	12	23	15	4	17	5,635	8.93	95	63,082	2,841	2,794	50.42	49.58
	5	12	15	3	18	5,634	8.93	96	63,082	2,824	2,810	50.12	49.88
	10	23	15	6	16	5,634	8.93	97	63,082	2,747	2,887	48.76	51.24
	4	9	15	5	17	5,631	8.93	98	63,082	2,742	2,889	48.69	51.31
	6	3	15	4	18	5,630	8.92	99	63,082	2,800	2,830	49.73	50.27
	4	8	15	4	17	5,629	8.92	100	63,082	2,836	2,793	50.38	49.62
	3	12	15	5	17	5,628	8.92	101	63,082	2,742	2,886	48.72	51.28
	9	30	15	4	18	5,626	8.92	102	63,082	2,821	2,805	50.14	49.86
	5	13	15	4	17	5,625	8.92	103	63,082	2,686	2,939	47.75	52.25

MO	DY	YR	DAY OF WK	HR	HR VOL	PERCENT OF AADT	HOUR NUMBER	AADT	NORTH VOLUME	SOUTH VOLUME	PERCENT NORTH IS OF TOTAL VOLUME	PERCENT SOUTH IS OF TOTAL VOLUME
3	20	15	6	17	5,624	8.92	104	63,082	2,753	2,871	48.95	51.05
4	9	15	5	18	5,623	8.91	105	63,082	2,766	2,857	49.19	50.81
5	22	15	6	18	5,623	8.91	106	63,082	2,915	2,708	51.84	48.16
4	13	15	2	17	5,622	8.91	107	63,082	2,673	2,949	47.55	52.45
10	29	15	5	17	5,620	8.91	108	63,082	2,748	2,872	48.90	51.10
3	5	15	5	17	5,619	8.91	109	63,082	2,733	2,886	48.64	51.36
4	22	15	4	18	5,619	8.91	110	63,082	2,833	2,786	50.42	49.58
7	2	15	5	17	5,619	8.91	111	63,082	2,864	2,755	50.97	49.03
10	29	15	5	18	5,618	8.91	112	63,082	2,829	2,789	50.36	49.64
9	25	15	6	16	5,617	8.90	113	63,082	2,826	2,791	50.31	49.69
4	16	15	5	18	5,613	8.90	114	63,082	2,805	2,808	49.97	50.03
8	24	15	2	18	5,612	8.90	115	63,082	2,750	2,862	49.00	51.00
10	15	15	5	18	5,612	8.90	116	63,082	2,780	2,832	49.54	50.46
10	2	15	6	18	5,609	8.89	117	63,082	2,669	2,940	47.58	52.42
7	17	15	6	18	5,608	8.89	118	63,082	2,903	2,705	51.77	48.23
11	20	15	6	18	5,608	8.89	119	63,082	2,816	2,792	50.21	49.79
10	30	15	6	17	5,606	8.89	120	63,082	2,677	2,929	47.75	52.25
7	31	15	6	16	5,604	8.88	121	63,082	2,799	2,805	49.95	50.05
10	22	15	5	17	5,602	8.88	122	63,082	2,691	2,911	48.04	51.96
5	28	15	5	17	5,600	8.88	123	63,082	2,724	2,876	48.64	51.36
6	2	15	3	18	5,600	8.88	124	63,082	2,778	2,822	49.61	50.39
7	9	15	5	18	5,600	8.88	125	63,082	2,822	2,778	50.39	49.61
9	24	15	5	17	5,600	8.88	126	63,082	2,701	2,899	48.23	51.77
5	14	15	5	18	5,597	8.87	127	63,082	2,767	2,830	49.44	50.56
3	13	15	6	16	5,596	8.87	128	63,082	2,743	2,853	49.02	50.98
5	19	15	3	17	5,595	8.87	129	63,082	2,712	2,883	48.47	51.53
3	27	15	6	16	5,592	8.86	130	63,082	2,785	2,807	49.80	50.20
6	1	15	2	17	5,591	8.86	131	63,082	2,722	2,869	48.69	51.31
9	24	15	5	18	5,591	8.86	132	63,082	2,805	2,786	50.17	49.83
4	7	15	3	17	5,589	8.86	133	63,082	2,735	2,854	48.94	51.06
4	15	15	4	17	5,587	8.86	134	63,082	2,791	2,796	49.96	50.04
8	28	15	6	18	5,587	8.86	135	63,082	2,684	2,903	48.04	51.96
2	19	15	5	17	5,584	8.85	136	63,082	2,654	2,930	47.53	52.47
3	26	15	5	18	5,584	8.85	137	63,082	2,736	2,848	49.00	51.00
6	19	15	6	16	5,583	8.85	138	63,082	2,751	2,832	49.27	50.73
7	23	15	5	18	5,583	8.85	139	63,082	2,762	2,821	49.47	50.53
10	1	15	5	17	5,581	8.85	140	63,082	2,683	2,898	48.07	51.93
5	1	15	6	18	5,580	8.85	141	63,082	2,700	2,880	48.39	51.61
6	18	15	5	18	5,580	8.85	142	63,082	2,740	2,840	49.10	50.90
11	6	15	6	18	5,579	8.84	143	63,082	2,753	2,826	49.35	50.65
10	14	15	4	17	5,578	8.84	144	63,082	2,662	2,916	47.72	52.28
8	24	15	2	17	5,577	8.84	145	63,082	2,625	2,952	47.07	52.93
10	16	15	6	18	5,577	8.84	146	63,082	2,771	2,806	49.69	50.31
12	22	15	3	17	5,577	8.84	147	63,082	2,778	2,799	49.81	50.19
7	9	15	5	17	5,575	8.84	148	63,082	2,776	2,799	49.79	50.21

MO	DY	YR	DAY OF WK	HR	HR VOL	PERCENT OF AADT	HOUR NUMBER	AADT	NORTH VOLUME	SOUTH VOLUME	PERCENT NORTH IS OF TOTAL VOLUME	PERCENT SOUTH IS OF TOTAL VOLUME
10	28	15	4	17	5,575	8.84	149	63,082	2,737	2,838	49.09	50.91
2	5	15	5	17	5,572	8.83	150	63,082	2,721	2,851	48.83	51.17
5	12	15	3	17	5,572	8.83	151	63,082	2,588	2,984	46.45	53.55
5	14	15	5	17	5,571	8.83	152	63,082	2,661	2,910	47.77	52.23
8	5	15	4	17	5,571	8.83	153	63,082	2,758	2,813	49.51	50.49
2	12	15	5	18	5,569	8.83	154	63,082	2,744	2,825	49.27	50.73
11	12	15	5	17	5,568	8.83	155	63,082	2,707	2,861	48.62	51.38
9	10	15	5	18	5,567	8.83	156	63,082	2,813	2,754	50.53	49.47
10	20	15	3	17	5,566	8.82	157	63,082	2,595	2,971	46.62	53.38
3	10	15	3	17	5,565	8.82	158	63,082	2,687	2,878	48.28	51.72
5	20	15	4	17	5,565	8.82	159	63,082	2,738	2,827	49.20	50.80
5	27	15	4	17	5,565	8.82	160	63,082	2,664	2,901	47.87	52.13
8	6	15	5	18	5,564	8.82	161	63,082	2,819	2,745	50.66	49.34
3	19	15	5	18	5,560	8.81	162	63,082	2,813	2,747	50.59	49.41
4	6	15	2	17	5,560	8.81	163	63,082	2,763	2,797	49.69	50.31
7	21	15	3	18	5,559	8.81	164	63,082	2,784	2,775	50.08	49.92
7	31	15	6	18	5,559	8.81	165	63,082	2,772	2,787	49.87	50.13
7	16	15	5	17	5,558	8.81	166	63,082	2,696	2,862	48.51	51.49
7	10	15	6	17	5,555	8.81	167	63,082	2,789	2,766	50.21	49.79
5	26	15	3	16	5,553	8.80	168	63,082	2,814	2,739	50.68	49.32
5	28	15	5	18	5,547	8.79	169	63,082	2,751	2,796	49.59	50.41
10	19	15	2	17	5,547	8.79	170	63,082	2,621	2,926	47.25	52.75
12	23	15	4	16	5,547	8.79	171	63,082	2,849	2,698	51.36	48.64
5	19	15	3	18	5,546	8.79	172	63,082	2,746	2,800	49.51	50.49
7	16	15	5	18	5,546	8.79	173	63,082	2,756	2,790	49.69	50.31
10	7	15	4	17	5,546	8.79	174	63,082	2,679	2,867	48.31	51.69
10	30	15	6	16	5,544	8.79	175	63,082	2,804	2,740	50.58	49.42
4	20	15	2	17	5,543	8.79	176	63,082	2,628	2,915	47.41	52.59
11	23	15	2	17	5,543	8.79	177	63,082	2,533	3,010	45.70	54.30
11	25	15	4	17	5,543	8.79	178	63,082	2,781	2,762	50.17	49.83
5	29	15	6	18	5,542	8.79	179	63,082	2,757	2,785	49.75	50.25
8	27	15	5	17	5,541	8.78	180	63,082	2,653	2,888	47.88	52.12
3	4	15	4	18	5,540	8.78	181	63,082	2,763	2,777	49.87	50.13
11	10	15	3	17	5,539	8.78	182	63,082	2,624	2,915	47.37	52.63
3	26	15	5	17	5,537	8.78	183	63,082	2,729	2,808	49.29	50.71
5	5	15	3	17	5,537	8.78	184	63,082	2,697	2,840	48.71	51.29
5	20	15	4	18	5,537	8.78	185	63,082	2,733	2,804	49.36	50.64
7	22	15	4	18	5,536	8.78	186	63,082	2,717	2,819	49.08	50.92
10	13	15	3	17	5,535	8.77	187	63,082	2,625	2,910	47.43	52.57
3	6	15	6	17	5,531	8.77	188	63,082	2,774	2,757	50.15	49.85
4	22	15	4	17	5,531	8.77	189	63,082	2,717	2,814	49.12	50.88
6	12	15	6	16	5,531	8.77	190	63,082	2,810	2,721	50.80	49.20
8	7	15	6	18	5,531	8.77	191	63,082	2,854	2,677	51.60	48.40
11	13	15	6	16	5,531	8.77	192	63,082	2,742	2,789	49.58	50.42
5	4	15	2	17	5,530	8.77	193	63,082	2,694	2,836	48.72	51.28

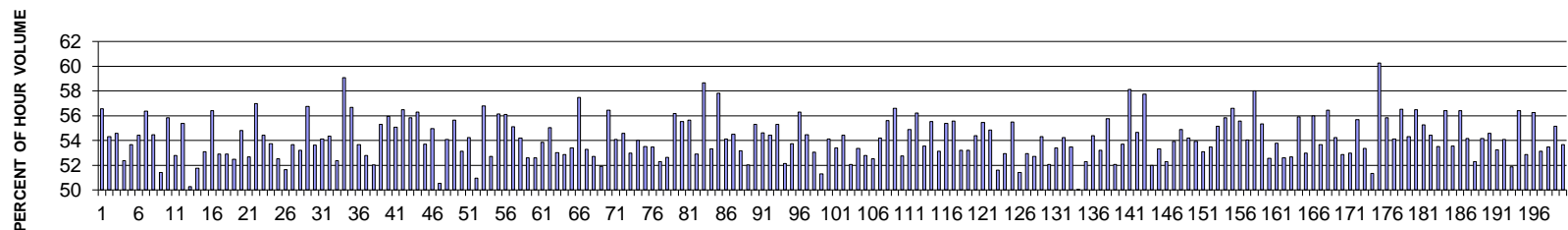
MO	DY	YR	DAY OF WK	HR	HR VOL	PERCENT OF AADT	HOUR NUMBER	AADT	NORTH VOLUME	SOUTH VOLUME	PERCENT NORTH IS OF TOTAL VOLUME	PERCENT SOUTH IS OF TOTAL VOLUME
4	17	15	6	16	5,527	8.76	194	63,082	2,787	2,740	50.43	49.57
9	18	15	6	16	5,527	8.76	195	63,082	2,778	2,749	50.26	49.74
10	14	15	4	18	5,527	8.76	196	63,082	2,775	2,752	50.21	49.79
6	2	15	3	17	5,526	8.76	197	63,082	2,714	2,812	49.11	50.89
7	24	15	6	17	5,526	8.76	198	63,082	2,665	2,861	48.23	51.77
10	12	15	2	17	5,526	8.76	199	63,082	2,733	2,793	49.46	50.54
10	9	15	6	16	5,524	8.76	200	63,082	2,785	2,739	50.42	49.58

**SR 016 MP 18.65 BURLEY ADC SITE R088
K FOR PEAK 200 HOURS OF 2015**



AADT= 49473 K 30 FACTOR= 8.79 K 100 FACTOR= 8.48 K 200 FACTOR= 8.27 D 30 FACTOR= 53.61

**SR 016 MP 18.65 BURLEY ADC SITE R088
D % IN THE PEAK 200 HOURS OF 2015**



MO	DY	YR	DAY OF WK	HR	HR VOL	PERCENT OF AADT	HOUR NUMBER	AADT	EAST VOLUME	WEST VOLUME	PERCENT EAST IS OF TOTAL VOLUME	PERCENT WEST IS OF TOTAL VOLUME
10	7	15	4	17	4,915	9.93	1	49,473	2,136	2,779	43.46	56.54
10	16	15	6	18	4,577	9.25	2	49,473	2,091	2,486	45.68	54.32
5	8	15	6	17	4,536	9.17	3	49,473	2,060	2,476	45.41	54.59
9	18	15	6	17	4,520	9.14	4	49,473	2,154	2,366	47.65	52.35
6	12	15	6	17	4,502	9.10	5	49,473	2,086	2,416	46.33	53.67
5	1	15	6	17	4,492	9.08	6	49,473	2,047	2,445	45.57	54.43
8	21	15	6	17	4,490	9.08	7	49,473	1,960	2,530	43.65	56.35
11	6	15	6	17	4,476	9.05	8	49,473	2,038	2,438	45.53	54.47
6	9	15	3	18	4,475	9.05	9	49,473	2,300	2,175	51.40	48.60
7	2	15	5	17	4,457	9.01	10	49,473	1,969	2,488	44.18	55.82
10	22	15	5	17	4,455	9.00	11	49,473	2,104	2,351	47.23	52.77
7	10	15	6	17	4,453	9.00	12	49,473	1,988	2,465	44.64	55.36
6	9	15	3	17	4,440	8.97	13	49,473	2,231	2,209	50.25	49.75

MO	DY	YR	DAY OF WK	HR	HR VOL	PERCENT OF AADT	HOUR NUMBER	AADT	EAST VOLUME	WEST VOLUME	PERCENT EAST IS OF TOTAL VOLUME	PERCENT WEST IS OF TOTAL VOLUME
9	25	15	6	17	4,425	8.94	14	49,473	2,135	2,290	48.25	51.75
11	26	15	5	13	4,419	8.93	15	49,473	2,073	2,346	46.91	53.09
5	22	15	6	17	4,416	8.93	16	49,473	1,925	2,491	43.59	56.41
6	5	15	6	17	4,414	8.92	17	49,473	2,080	2,334	47.12	52.88
12	4	15	6	17	4,412	8.92	18	49,473	2,079	2,333	47.12	52.88
11	20	15	6	17	4,405	8.90	19	49,473	2,093	2,312	47.51	52.49
7	24	15	6	17	4,404	8.90	20	49,473	1,990	2,414	45.19	54.81
11	20	15	6	18	4,396	8.89	21	49,473	2,080	2,316	47.32	52.68
5	15	15	6	18	4,395	8.88	22	49,473	1,891	2,504	43.03	56.97
7	24	15	6	18	4,390	8.87	23	49,473	2,001	2,389	45.58	54.42
8	13	15	5	17	4,382	8.86	24	49,473	2,027	2,355	46.26	53.74
9	11	15	6	17	4,377	8.85	25	49,473	2,079	2,298	47.50	52.50
10	9	15	6	17	4,373	8.84	26	49,473	2,115	2,258	48.36	51.64
5	15	15	6	17	4,370	8.83	27	49,473	2,025	2,345	46.34	53.66
9	3	15	5	17	4,363	8.82	28	49,473	2,041	2,322	46.78	53.22
9	4	15	6	17	4,358	8.81	29	49,473	1,885	2,473	43.25	56.75
2	13	15	6	17	4,350	8.79	30	49,473	2,018	2,332	46.39	53.61
3	6	15	6	17	4,349	8.79	31	49,473	1,996	2,353	45.90	54.10
7	16	15	5	17	4,342	8.78	32	49,473	1,983	2,359	45.67	54.33
10	23	15	6	17	4,337	8.77	33	49,473	2,066	2,271	47.64	52.36
8	21	15	6	18	4,334	8.76	34	49,473	1,773	2,561	40.91	59.09
6	19	15	6	17	4,328	8.75	35	49,473	1,875	2,453	43.32	56.68
6	11	15	5	17	4,327	8.75	36	49,473	2,005	2,322	46.34	53.66
10	2	15	6	17	4,327	8.75	37	49,473	2,043	2,284	47.22	52.78
7	23	15	5	17	4,326	8.74	38	49,473	2,076	2,250	47.99	52.01
6	26	15	6	17	4,323	8.74	39	49,473	1,933	2,390	44.71	55.29
10	22	15	5	18	4,320	8.73	40	49,473	1,904	2,416	44.07	55.93
7	31	15	6	17	4,319	8.73	41	49,473	1,941	2,378	44.94	55.06
9	4	15	6	18	4,317	8.73	42	49,473	1,879	2,438	43.53	56.47
5	1	15	6	18	4,316	8.72	43	49,473	1,906	2,410	44.16	55.84
8	7	15	6	16	4,315	8.72	44	49,473	1,886	2,429	43.71	56.29
4	17	15	6	17	4,308	8.71	45	49,473	1,995	2,313	46.31	53.69
7	17	15	6	17	4,308	8.71	46	49,473	1,940	2,368	45.03	54.97
10	16	15	6	17	4,304	8.70	47	49,473	2,129	2,175	49.47	50.53
10	20	15	3	17	4,299	8.69	48	49,473	1,975	2,324	45.94	54.06
8	7	15	6	17	4,291	8.67	49	49,473	1,903	2,388	44.35	55.65
5	19	15	3	17	4,288	8.67	50	49,473	2,010	2,278	46.88	53.13
10	6	15	3	17	4,284	8.66	51	49,473	1,960	2,324	45.75	54.25
10	15	15	5	17	4,282	8.66	52	49,473	2,100	2,182	49.04	50.96
5	29	15	6	18	4,278	8.65	53	49,473	1,848	2,430	43.20	56.80
10	8	15	5	17	4,276	8.64	54	49,473	2,023	2,253	47.31	52.69
7	2	15	5	16	4,275	8.64	55	49,473	1,875	2,400	43.86	56.14
6	12	15	6	18	4,273	8.64	56	49,473	1,876	2,397	43.90	56.10
8	20	15	5	18	4,270	8.63	57	49,473	1,917	2,353	44.89	55.11
9	18	15	6	18	4,268	8.63	58	49,473	1,955	2,313	45.81	54.19

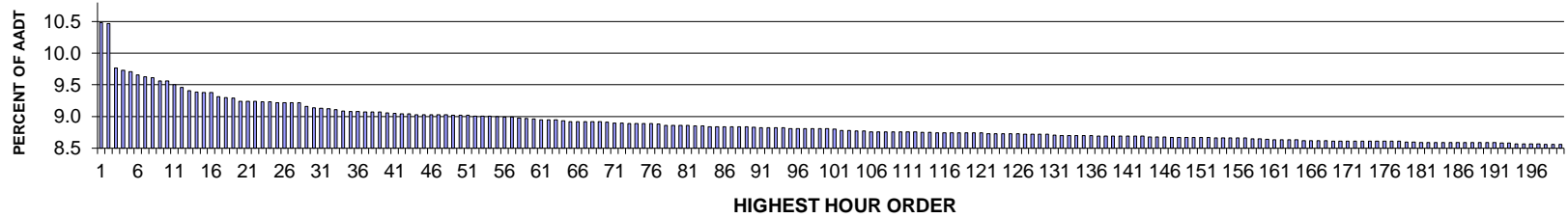
MO	DY	YR	DAY OF WK	HR	HR VOL	PERCENT OF AADT	HOUR NUMBER	AADT	EAST VOLUME	WEST VOLUME	PERCENT EAST IS OF TOTAL VOLUME	PERCENT WEST IS OF TOTAL VOLUME
10	30	15	6	17	4,266	8.62	59	49,473	2,023	2,243	47.42	52.58
8	25	15	3	17	4,262	8.61	60	49,473	2,021	2,241	47.42	52.58
3	13	15	6	17	4,257	8.60	61	49,473	1,965	2,292	46.16	53.84
6	18	15	5	17	4,253	8.60	62	49,473	1,913	2,340	44.98	55.02
7	22	15	4	17	4,250	8.59	63	49,473	1,997	2,253	46.99	53.01
9	18	15	6	16	4,250	8.59	64	49,473	2,003	2,247	47.13	52.87
10	23	15	6	18	4,249	8.59	65	49,473	1,981	2,268	46.62	53.38
7	31	15	6	18	4,248	8.59	66	49,473	1,806	2,442	42.51	57.49
8	6	15	5	17	4,248	8.59	67	49,473	1,985	2,263	46.73	53.27
10	14	15	4	17	4,247	8.58	68	49,473	2,009	2,238	47.30	52.70
12	11	15	6	17	4,243	8.58	69	49,473	2,040	2,203	48.08	51.92
6	18	15	5	18	4,242	8.57	70	49,473	1,848	2,394	43.56	56.44
6	30	15	3	17	4,238	8.57	71	49,473	1,946	2,292	45.92	54.08
8	5	15	4	17	4,237	8.56	72	49,473	1,924	2,313	45.41	54.59
9	15	15	3	17	4,237	8.56	73	49,473	1,993	2,244	47.04	52.96
8	26	15	4	17	4,234	8.56	74	49,473	1,947	2,287	45.98	54.02
6	3	15	4	17	4,232	8.55	75	49,473	1,968	2,264	46.50	53.50
8	21	15	6	16	4,228	8.55	76	49,473	1,967	2,261	46.52	53.48
9	24	15	5	17	4,228	8.55	77	49,473	2,018	2,210	47.73	52.27
5	8	15	6	18	4,225	8.54	78	49,473	2,002	2,223	47.38	52.62
9	4	15	6	16	4,225	8.54	79	49,473	1,851	2,374	43.81	56.19
6	11	15	5	18	4,224	8.54	80	49,473	1,878	2,346	44.46	55.54
7	16	15	5	18	4,221	8.53	81	49,473	1,873	2,348	44.37	55.63
9	30	15	4	17	4,220	8.53	82	49,473	1,987	2,233	47.09	52.91
7	2	15	5	18	4,218	8.53	83	49,473	1,744	2,474	41.35	58.65
8	4	15	3	17	4,214	8.52	84	49,473	1,968	2,246	46.70	53.30
7	10	15	6	18	4,213	8.52	85	49,473	1,778	2,435	42.20	57.80
9	11	15	6	18	4,212	8.51	86	49,473	1,932	2,280	45.87	54.13
10	27	15	3	17	4,212	8.51	87	49,473	1,916	2,296	45.49	54.51
11	6	15	6	18	4,212	8.51	88	49,473	1,972	2,240	46.82	53.18
9	14	15	2	17	4,211	8.51	89	49,473	2,021	2,190	47.99	52.01
3	27	15	6	17	4,206	8.50	90	49,473	1,880	2,326	44.70	55.30
8	5	15	4	18	4,206	8.50	91	49,473	1,909	2,297	45.39	54.61
7	17	15	6	16	4,205	8.50	92	49,473	1,916	2,289	45.56	54.44
7	1	15	4	17	4,204	8.50	93	49,473	1,879	2,325	44.70	55.30
5	29	15	6	17	4,200	8.49	94	49,473	2,011	2,189	47.88	52.12
9	10	15	5	17	4,200	8.49	95	49,473	1,943	2,257	46.26	53.74
5	20	15	4	17	4,198	8.49	96	49,473	1,835	2,363	43.71	56.29
7	8	15	4	17	4,198	8.49	97	49,473	1,912	2,286	45.55	54.45
9	24	15	5	18	4,198	8.49	98	49,473	1,971	2,227	46.95	53.05
9	16	15	4	17	4,197	8.48	99	49,473	2,044	2,153	48.70	51.30
6	10	15	4	17	4,196	8.48	100	49,473	1,925	2,271	45.88	54.12
9	29	15	3	17	4,195	8.48	101	49,473	1,955	2,240	46.60	53.40
8	19	15	4	17	4,194	8.48	102	49,473	1,911	2,283	45.57	54.43
9	22	15	3	17	4,193	8.48	103	49,473	2,011	2,182	47.96	52.04

MO	DY	YR	DAY OF WK	HR	HR VOL	PERCENT OF AADT	HOUR NUMBER	AADT	EAST VOLUME	WEST VOLUME	PERCENT EAST IS OF TOTAL VOLUME	PERCENT WEST IS OF TOTAL VOLUME
9	17	15	5	17	4,192	8.47	104	49,473	1,955	2,237	46.64	53.36
6	17	15	4	17	4,190	8.47	105	49,473	1,979	2,211	47.23	52.77
11	5	15	5	17	4,190	8.47	106	49,473	1,989	2,201	47.47	52.53
4	24	15	6	17	4,187	8.46	107	49,473	1,918	2,269	45.81	54.19
9	25	15	6	18	4,187	8.46	108	49,473	1,859	2,328	44.40	55.60
3	13	15	6	18	4,186	8.46	109	49,473	1,817	2,369	43.41	56.59
10	9	15	6	16	4,186	8.46	110	49,473	1,978	2,208	47.25	52.75
8	25	15	3	18	4,184	8.46	111	49,473	1,888	2,296	45.12	54.88
8	12	15	4	18	4,183	8.46	112	49,473	1,831	2,352	43.77	56.23
5	7	15	5	17	4,182	8.45	113	49,473	1,943	2,239	46.46	53.54
5	21	15	5	18	4,182	8.45	114	49,473	1,860	2,322	44.48	55.52
10	2	15	6	16	4,182	8.45	115	49,473	1,961	2,221	46.89	53.11
7	15	15	4	17	4,181	8.45	116	49,473	1,866	2,315	44.63	55.37
6	3	15	4	18	4,179	8.45	117	49,473	1,857	2,322	44.44	55.56
12	22	15	3	17	4,179	8.45	118	49,473	1,955	2,224	46.78	53.22
10	1	15	5	17	4,178	8.45	119	49,473	1,955	2,223	46.79	53.21
11	4	15	4	17	4,175	8.44	120	49,473	1,905	2,270	45.63	54.37
6	25	15	5	18	4,174	8.44	121	49,473	1,860	2,314	44.56	55.44
7	1	15	4	18	4,174	8.44	122	49,473	1,885	2,289	45.16	54.84
5	28	15	5	17	4,171	8.43	123	49,473	2,019	2,152	48.41	51.59
8	11	15	3	17	4,168	8.42	124	49,473	1,962	2,206	47.07	52.93
8	26	15	4	18	4,165	8.42	125	49,473	1,854	2,311	44.51	55.49
10	29	15	5	17	4,165	8.42	126	49,473	2,024	2,141	48.60	51.40
7	30	15	5	17	4,164	8.42	127	49,473	1,959	2,205	47.05	52.95
1	9	15	6	18	4,163	8.41	128	49,473	1,969	2,194	47.30	52.70
5	15	15	6	16	4,159	8.41	129	49,473	1,901	2,258	45.71	54.29
2	13	15	6	18	4,156	8.40	130	49,473	1,993	2,163	47.95	52.05
6	4	15	5	18	4,156	8.40	131	49,473	1,937	2,219	46.61	53.39
7	31	15	6	16	4,156	8.40	132	49,473	1,902	2,254	45.77	54.23
5	27	15	4	17	4,155	8.40	133	49,473	1,934	2,221	46.55	53.45
9	21	15	2	17	4,155	8.40	134	49,473	2,078	2,077	50.01	49.99
11	6	15	6	16	4,154	8.40	135	49,473	1,982	2,172	47.71	52.29
12	30	15	4	17	4,151	8.39	136	49,473	1,894	2,257	45.63	54.37
6	2	15	3	17	4,150	8.39	137	49,473	1,942	2,208	46.80	53.20
7	18	15	7	12	4,147	8.38	138	49,473	1,835	2,312	44.25	55.75
11	10	15	3	17	4,147	8.38	139	49,473	1,988	2,159	47.94	52.06
3	20	15	6	17	4,146	8.38	140	49,473	1,920	2,226	46.31	53.69
6	19	15	6	18	4,144	8.38	141	49,473	1,736	2,408	41.89	58.11
1	16	15	6	17	4,143	8.37	142	49,473	1,878	2,265	45.33	54.67
4	10	15	6	16	4,142	8.37	143	49,473	1,750	2,392	42.25	57.75
8	27	15	5	17	4,142	8.37	144	49,473	1,988	2,154	48.00	52.00
11	24	15	3	17	4,142	8.37	145	49,473	1,934	2,208	46.69	53.31
2	13	15	6	16	4,140	8.37	146	49,473	1,975	2,165	47.71	52.29
7	28	15	3	17	4,140	8.37	147	49,473	1,908	2,232	46.09	53.91
11	25	15	4	17	4,140	8.37	148	49,473	1,868	2,272	45.12	54.88

MO	DY	YR	DAY OF WK	HR	HR VOL	PERCENT OF AADT	HOUR NUMBER	AADT	EAST VOLUME	WEST VOLUME	PERCENT EAST IS OF TOTAL VOLUME	PERCENT WEST IS OF TOTAL VOLUME
7	10	15	6	16	4,139	8.37	149	49,473	1,896	2,243	45.81	54.19
12	2	15	4	17	4,139	8.37	150	49,473	1,907	2,232	46.07	53.93
4	30	15	5	17	4,138	8.36	151	49,473	1,941	2,197	46.91	53.09
7	14	15	3	17	4,138	8.36	152	49,473	1,925	2,213	46.52	53.48
11	26	15	5	12	4,137	8.36	153	49,473	1,856	2,281	44.86	55.14
7	30	15	5	18	4,135	8.36	154	49,473	1,826	2,309	44.16	55.84
7	9	15	5	18	4,133	8.35	155	49,473	1,794	2,339	43.41	56.59
7	14	15	3	18	4,133	8.35	156	49,473	1,836	2,297	44.42	55.58
7	29	15	4	17	4,133	8.35	157	49,473	1,899	2,234	45.95	54.05
5	22	15	6	18	4,131	8.35	158	49,473	1,734	2,397	41.98	58.02
5	22	15	6	16	4,130	8.35	159	49,473	1,844	2,286	44.65	55.35
12	16	15	4	17	4,130	8.35	160	49,473	1,960	2,170	47.46	52.54
10	8	15	5	18	4,129	8.35	161	49,473	1,908	2,221	46.21	53.79
12	18	15	6	17	4,129	8.35	162	49,473	1,957	2,172	47.40	52.60
1	9	15	6	17	4,128	8.34	163	49,473	1,954	2,174	47.34	52.66
1	21	15	4	17	4,128	8.34	164	49,473	1,820	2,308	44.09	55.91
5	1	15	6	16	4,127	8.34	165	49,473	1,941	2,186	47.03	52.97
6	10	15	4	18	4,126	8.34	166	49,473	1,816	2,310	44.01	55.99
6	5	15	6	16	4,124	8.34	167	49,473	1,911	2,213	46.34	53.66
6	26	15	6	18	4,124	8.34	168	49,473	1,796	2,328	43.55	56.45
9	22	15	3	18	4,124	8.34	169	49,473	1,887	2,237	45.76	54.24
12	15	15	3	17	4,124	8.34	170	49,473	1,944	2,180	47.14	52.86
5	14	15	5	17	4,122	8.33	171	49,473	1,939	2,183	47.04	52.96
9	8	15	3	17	4,122	8.33	172	49,473	1,826	2,296	44.30	55.70
5	21	15	5	17	4,120	8.33	173	49,473	1,921	2,199	46.63	53.37
7	21	15	3	17	4,119	8.33	174	49,473	2,005	2,114	48.68	51.32
7	5	15	1	13	4,118	8.32	175	49,473	2,481	1,637	60.25	39.75
7	15	15	4	18	4,118	8.32	176	49,473	1,819	2,299	44.17	55.83
2	27	15	6	17	4,113	8.31	177	49,473	1,887	2,226	45.88	54.12
6	17	15	4	18	4,113	8.31	178	49,473	1,788	2,325	43.47	56.53
2	11	15	4	17	4,111	8.31	179	49,473	1,878	2,233	45.68	54.32
6	19	15	6	16	4,111	8.31	180	49,473	1,789	2,322	43.52	56.48
6	12	15	6	16	4,110	8.31	181	49,473	1,838	2,272	44.72	55.28
6	16	15	3	17	4,110	8.31	182	49,473	1,873	2,237	45.57	54.43
9	2	15	4	17	4,110	8.31	183	49,473	1,911	2,199	46.50	53.50
10	27	15	3	18	4,110	8.31	184	49,473	1,791	2,319	43.58	56.42
6	4	15	5	17	4,108	8.30	185	49,473	1,909	2,199	46.47	53.53
9	16	15	4	18	4,108	8.30	186	49,473	1,791	2,317	43.60	56.40
8	13	15	5	18	4,107	8.30	187	49,473	1,883	2,224	45.85	54.15
8	24	15	2	17	4,105	8.30	188	49,473	1,958	2,147	47.70	52.30
10	21	15	4	17	4,103	8.29	189	49,473	1,881	2,222	45.84	54.16
10	30	15	6	18	4,103	8.29	190	49,473	1,864	2,239	45.43	54.57
10	15	15	5	18	4,101	8.29	191	49,473	1,918	2,183	46.77	53.23
4	21	15	3	17	4,099	8.29	192	49,473	1,882	2,217	45.91	54.09
11	23	15	2	17	4,099	8.29	193	49,473	1,973	2,126	48.13	51.87

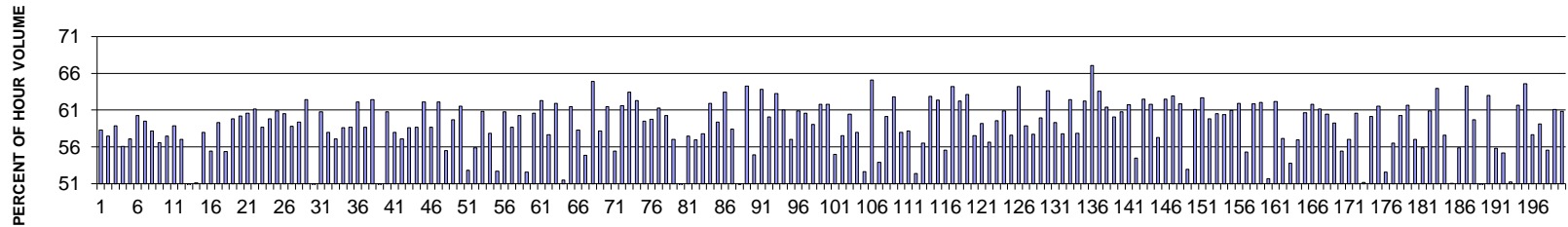
MO	DY	YR	DAY OF WK	HR	HR VOL	PERCENT OF AADT	HOUR NUMBER	AADT	EAST VOLUME	WEST VOLUME	PERCENT EAST IS OF TOTAL VOLUME	PERCENT WEST IS OF TOTAL VOLUME
4	24	15	6	18	4,098	8.28	194	49,473	1,787	2,311	43.61	56.39
8	20	15	5	17	4,098	8.28	195	49,473	1,932	2,166	47.14	52.86
6	16	15	3	18	4,096	8.28	196	49,473	1,791	2,305	43.73	56.27
2	20	15	6	17	4,095	8.28	197	49,473	1,919	2,176	46.86	53.14
3	12	15	5	17	4,095	8.28	198	49,473	1,906	2,189	46.54	53.46
5	4	15	2	17	4,095	8.28	199	49,473	1,837	2,258	44.86	55.14
4	22	15	4	17	4,093	8.27	200	49,473	1,897	2,196	46.35	53.65

**SR 003 MP 28.68 BELFAIR ADC SITE R089
K FOR PEAK 200 HOURS OF 2015**



AADT= 17350 K 30 FACTOR= 9.14 K 100 FACTOR= 8.81 K 200 FACTOR= 8.56 D 30 FACTOR= 50.38

**SR 003 MP 28.68 BELFAIR ADC SITE R089
D % IN THE PEAK 200 HOURS OF 2015**



MO	DY	YR	DAY OF WK	HR	HR VOL	PERCENT OF AADT	HOUR NUMBER	AADT	NORTH VOLUME	SOUTH VOLUME	PERCENT NORTH IS OF TOTAL VOLUME	PERCENT SOUTH IS OF TOTAL VOLUME
7	5	15	1	14	1,818	10.48	1	17,350	1,060	758	58.31	41.69
7	5	15	1	13	1,816	10.47	2	17,350	1,044	772	57.49	42.51
7	5	15	1	12	1,695	9.77	3	17,350	998	697	58.88	41.12
8	1	15	7	13	1,689	9.73	4	17,350	742	947	43.93	56.07
9	5	15	7	14	1,684	9.71	5	17,350	723	961	42.93	57.07
4	17	15	6	17	1,676	9.66	6	17,350	666	1,010	39.74	60.26
8	21	15	6	16	1,671	9.63	7	17,350	677	994	40.51	59.49
9	5	15	7	13	1,667	9.61	8	17,350	697	970	41.81	58.19
7	17	15	6	17	1,659	9.56	9	17,350	720	939	43.40	56.60
7	18	15	7	13	1,659	9.56	10	17,350	705	954	42.50	57.50
7	17	15	6	16	1,648	9.50	11	17,350	678	970	41.14	58.86
7	24	15	6	16	1,641	9.46	12	17,350	705	936	42.96	57.04
6	21	15	1	13	1,632	9.41	13	17,350	820	812	50.25	49.75

MO	DY	YR	DAY OF WK	HR	HR VOL	PERCENT OF AADT	HOUR NUMBER	AADT	NORTH VOLUME	SOUTH VOLUME	PERCENT NORTH IS OF TOTAL VOLUME	PERCENT SOUTH IS OF TOTAL VOLUME	
	7	19	15	1	13	1,630	9.39	14	17,350	797	833	48.90	51.10
	5	1	15	6	17	1,628	9.38	15	17,350	684	944	42.01	57.99
	7	24	15	6	15	1,628	9.38	16	17,350	726	902	44.59	55.41
	7	18	15	7	12	1,615	9.31	17	17,350	657	958	40.68	59.32
	8	1	15	7	12	1,613	9.30	18	17,350	720	893	44.64	55.36
	7	24	15	6	17	1,612	9.29	19	17,350	648	964	40.20	59.80
	7	10	15	6	17	1,603	9.24	20	17,350	638	965	39.80	60.20
	8	7	15	6	16	1,603	9.24	21	17,350	632	971	39.43	60.57
	8	21	15	6	17	1,603	9.24	22	17,350	623	980	38.86	61.14
	6	27	15	7	13	1,602	9.23	23	17,350	662	940	41.32	58.68
	7	3	15	6	11	1,601	9.23	24	17,350	643	958	40.16	59.84
	6	26	15	6	17	1,599	9.22	25	17,350	625	974	39.09	60.91
	7	31	15	6	16	1,599	9.22	26	17,350	631	968	39.46	60.54
	7	31	15	6	17	1,599	9.22	27	17,350	659	940	41.21	58.79
	8	7	15	6	17	1,599	9.22	28	17,350	650	949	40.65	59.35
	9	3	15	5	17	1,590	9.16	29	17,350	597	993	37.55	62.45
	6	10	15	4	18	1,586	9.14	30	17,350	799	787	50.38	49.62
	5	22	15	6	15	1,584	9.13	31	17,350	621	963	39.20	60.80
	7	31	15	6	15	1,583	9.12	32	17,350	665	918	42.01	57.99
	8	22	15	7	13	1,580	9.11	33	17,350	678	902	42.91	57.09
	7	17	15	6	15	1,577	9.09	34	17,350	653	924	41.41	58.59
	7	2	15	5	13	1,576	9.08	35	17,350	651	925	41.31	58.69
	2	13	15	6	16	1,575	9.08	36	17,350	597	978	37.90	62.10
10	22	15	5	17	1,574	9.07	37	17,350	650	924	41.30	58.70	
	8	19	15	4	17	1,573	9.07	38	17,350	596	977	37.89	62.11
	9	9	15	4	15	1,573	9.07	39	17,350	700	873	44.50	55.50
	6	19	15	6	15	1,572	9.06	40	17,350	634	938	40.33	59.67
	7	2	15	5	15	1,570	9.05	41	17,350	604	966	38.47	61.53
	5	9	15	7	14	1,568	9.04	42	17,350	740	828	47.19	52.81
	7	19	15	1	15	1,568	9.04	43	17,350	876	692	55.87	44.13
	2	13	15	6	17	1,567	9.03	44	17,350	614	953	39.18	60.82
	7	18	15	7	14	1,567	9.03	45	17,350	661	906	42.18	57.82
	8	23	15	1	13	1,567	9.03	46	17,350	826	741	52.71	47.29
	8	27	15	5	17	1,566	9.03	47	17,350	614	952	39.21	60.79
	9	5	15	7	12	1,566	9.03	48	17,350	647	919	41.32	58.68
	4	24	15	6	17	1,565	9.02	49	17,350	622	943	39.74	60.26
	7	19	15	1	14	1,565	9.02	50	17,350	742	823	47.41	52.59
10	2	15	6	16	1,565	9.02	51	17,350	617	948	39.42	60.58	
	8	13	15	5	17	1,564	9.01	52	17,350	590	974	37.72	62.28
	8	28	15	6	15	1,564	9.01	53	17,350	662	902	42.33	57.67
	6	26	15	6	16	1,563	9.01	54	17,350	595	968	38.07	61.93
	7	25	15	7	13	1,561	9.00	55	17,350	804	757	51.51	48.49
	8	24	15	2	17	1,560	8.99	56	17,350	601	959	38.53	61.47
	9	11	15	6	16	1,560	8.99	57	17,350	651	909	41.73	58.27
	9	12	15	7	13	1,558	8.98	58	17,350	703	855	45.12	54.88

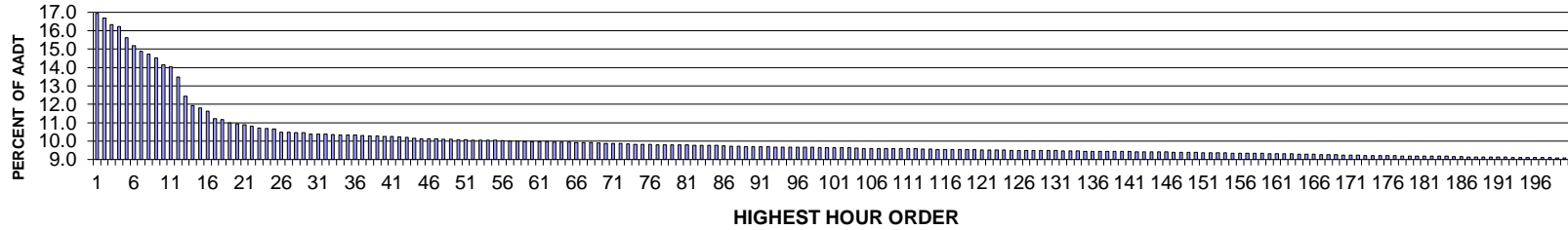
MO	DY	YR	DAY OF WK	HR	HR VOL	PERCENT OF AADT	HOUR NUMBER	AADT	NORTH VOLUME	SOUTH VOLUME	PERCENT NORTH IS OF TOTAL VOLUME	PERCENT SOUTH IS OF TOTAL VOLUME
7	5	15	1	16	1,557	8.97	59	17,350	1,011	546	64.93	35.07
7	6	15	2	16	1,554	8.96	60	17,350	650	904	41.83	58.17
4	15	15	4	17	1,553	8.95	61	17,350	598	955	38.51	61.49
8	23	15	1	14	1,553	8.95	62	17,350	861	692	55.44	44.56
3	27	15	6	17	1,552	8.95	63	17,350	596	956	38.40	61.60
7	30	15	5	17	1,550	8.93	64	17,350	567	983	36.58	63.42
7	28	15	3	17	1,548	8.92	65	17,350	584	964	37.73	62.27
8	13	15	5	16	1,548	8.92	66	17,350	627	921	40.50	59.50
6	27	15	7	14	1,547	8.92	67	17,350	623	924	40.27	59.73
7	6	15	2	17	1,547	8.92	68	17,350	599	948	38.72	61.28
9	4	15	6	15	1,547	8.92	69	17,350	615	932	39.75	60.25
8	15	15	7	13	1,546	8.91	70	17,350	664	882	42.95	57.05
6	21	15	1	14	1,545	8.90	71	17,350	775	770	50.16	49.84
11	25	15	4	15	1,545	8.90	72	17,350	657	888	42.52	57.48
7	10	15	6	15	1,543	8.89	73	17,350	664	879	43.03	56.97
7	24	15	6	18	1,543	8.89	74	17,350	651	892	42.19	57.81
7	5	15	1	11	1,542	8.89	75	17,350	955	587	61.93	38.07
7	31	15	6	13	1,542	8.89	76	17,350	626	916	40.60	59.40
4	30	15	5	17	1,541	8.88	77	17,350	563	978	36.53	63.47
4	17	15	6	16	1,538	8.86	78	17,350	639	899	41.55	58.45
8	2	15	1	13	1,538	8.86	79	17,350	754	784	49.02	50.98
4	9	15	5	17	1,537	8.86	80	17,350	549	988	35.72	64.28
7	3	15	6	12	1,537	8.86	81	17,350	693	844	45.09	54.91
6	23	15	3	17	1,535	8.85	82	17,350	555	980	36.16	63.84
8	7	15	6	18	1,535	8.85	83	17,350	613	922	39.93	60.07
7	1	15	4	17	1,534	8.84	84	17,350	564	970	36.77	63.23
7	29	15	4	17	1,534	8.84	85	17,350	598	936	38.98	61.02
8	14	15	6	16	1,534	8.84	86	17,350	659	875	42.96	57.04
7	7	15	3	17	1,533	8.84	87	17,350	599	934	39.07	60.93
8	10	15	2	17	1,533	8.84	88	17,350	604	929	39.40	60.60
8	21	15	6	15	1,533	8.84	89	17,350	628	905	40.97	59.03
7	23	15	5	17	1,532	8.83	90	17,350	585	947	38.19	61.81
5	1	15	6	16	1,531	8.82	91	17,350	585	946	38.21	61.79
8	1	15	7	14	1,531	8.82	92	17,350	689	842	45.00	55.00
8	23	15	1	15	1,530	8.82	93	17,350	880	650	57.52	42.48
9	18	15	6	16	1,530	8.82	94	17,350	605	925	39.54	60.46
7	8	15	4	18	1,529	8.81	95	17,350	643	886	42.05	57.95
8	15	15	7	12	1,529	8.81	96	17,350	724	805	47.35	52.65
6	24	15	4	17	1,528	8.81	97	17,350	533	995	34.88	65.12
8	2	15	1	14	1,528	8.81	98	17,350	824	704	53.93	46.07
8	4	15	3	16	1,528	8.81	99	17,350	609	919	39.86	60.14
8	4	15	3	17	1,528	8.81	100	17,350	568	960	37.17	62.83
7	17	15	6	14	1,526	8.80	101	17,350	641	885	42.01	57.99
5	15	15	6	17	1,524	8.78	102	17,350	637	887	41.80	58.20
10	16	15	6	17	1,523	8.78	103	17,350	725	798	47.60	52.40

MO	DY	YR	DAY OF WK	HR	HR VOL	PERCENT OF AADT	HOUR NUMBER	AADT	NORTH VOLUME	SOUTH VOLUME	PERCENT NORTH IS OF TOTAL VOLUME	PERCENT SOUTH IS OF TOTAL VOLUME
6	27	15	7	12	1,522	8.77	104	17,350	662	860	43.50	56.50
5	20	15	4	17	1,521	8.77	105	17,350	565	956	37.15	62.85
4	21	15	3	17	1,520	8.76	106	17,350	572	948	37.63	62.37
9	5	15	7	15	1,520	8.76	107	17,350	675	845	44.41	55.59
6	25	15	5	17	1,519	8.76	108	17,350	544	975	35.81	64.19
7	21	15	3	17	1,519	8.76	109	17,350	574	945	37.79	62.21
8	3	15	2	17	1,519	8.76	110	17,350	560	959	36.87	63.13
8	22	15	7	14	1,519	8.76	111	17,350	645	874	42.46	57.54
9	25	15	6	17	1,519	8.76	112	17,350	620	899	40.82	59.18
8	14	15	6	15	1,518	8.75	113	17,350	658	860	43.35	56.65
8	28	15	6	16	1,518	8.75	114	17,350	614	904	40.45	59.55
5	15	15	6	18	1,517	8.74	115	17,350	593	924	39.09	60.91
6	12	15	6	17	1,517	8.74	116	17,350	643	874	42.39	57.61
6	18	15	5	17	1,517	8.74	117	17,350	543	974	35.79	64.21
8	7	15	6	15	1,517	8.74	118	17,350	624	893	41.13	58.87
8	14	15	6	17	1,517	8.74	119	17,350	641	876	42.25	57.75
7	2	15	5	16	1,516	8.74	120	17,350	607	909	40.04	59.96
9	2	15	4	17	1,516	8.74	121	17,350	551	965	36.35	63.65
6	26	15	6	18	1,515	8.73	122	17,350	616	899	40.66	59.34
3	6	15	6	16	1,514	8.73	123	17,350	639	875	42.21	57.79
4	17	15	6	18	1,514	8.73	124	17,350	569	945	37.58	62.42
6	6	15	7	13	1,514	8.73	125	17,350	638	876	42.14	57.86
8	6	15	5	17	1,514	8.73	126	17,350	572	942	37.78	62.22
7	4	15	7	13	1,513	8.72	127	17,350	498	1,015	32.91	67.09
7	22	15	4	17	1,513	8.72	128	17,350	551	962	36.42	63.58
8	12	15	4	17	1,513	8.72	129	17,350	584	929	38.60	61.40
8	25	15	3	16	1,513	8.72	130	17,350	604	909	39.92	60.08
7	9	15	5	16	1,511	8.71	131	17,350	593	918	39.25	60.75
6	1	15	2	17	1,510	8.70	132	17,350	578	932	38.28	61.72
6	20	15	7	13	1,510	8.70	133	17,350	687	823	45.50	54.50
6	26	15	6	15	1,510	8.70	134	17,350	566	944	37.48	62.52
8	5	15	4	17	1,510	8.70	135	17,350	577	933	38.21	61.79
8	21	15	6	14	1,509	8.70	136	17,350	645	864	42.74	57.26
7	15	15	4	17	1,508	8.69	137	17,350	566	942	37.53	62.47
4	22	15	4	17	1,507	8.69	138	17,350	559	948	37.09	62.91
6	17	15	4	17	1,507	8.69	139	17,350	575	932	38.16	61.84
6	21	15	1	12	1,507	8.69	140	17,350	798	709	52.95	47.05
8	11	15	3	17	1,507	8.69	141	17,350	586	921	38.89	61.11
8	18	15	3	17	1,507	8.69	142	17,350	562	945	37.29	62.71
10	9	15	6	16	1,507	8.69	143	17,350	605	902	40.15	59.85
7	23	15	5	16	1,506	8.68	144	17,350	595	911	39.51	60.49
7	31	15	6	18	1,506	8.68	145	17,350	596	910	39.58	60.42
9	9	15	4	14	1,506	8.68	146	17,350	588	918	39.04	60.96
2	24	15	3	17	1,505	8.67	147	17,350	573	932	38.07	61.93
6	6	15	7	12	1,505	8.67	148	17,350	673	832	44.72	55.28

MO	DY	YR	DAY OF WK	HR	HR VOL	PERCENT OF AADT	HOUR NUMBER	AADT	NORTH VOLUME	SOUTH VOLUME	PERCENT NORTH IS OF TOTAL VOLUME	PERCENT SOUTH IS OF TOTAL VOLUME
8	17	15	2	17	1,505	8.67	149	17,350	574	931	38.14	61.86
9	25	15	6	16	1,505	8.67	150	17,350	571	934	37.94	62.06
5	9	15	7	16	1,504	8.67	151	17,350	727	777	48.34	51.66
7	10	15	6	16	1,504	8.67	152	17,350	569	935	37.83	62.17
9	18	15	6	17	1,503	8.66	153	17,350	644	859	42.85	57.15
5	9	15	7	13	1,502	8.66	154	17,350	694	808	46.21	53.79
5	29	15	6	16	1,502	8.66	155	17,350	646	856	43.01	56.99
6	19	15	6	17	1,502	8.66	156	17,350	591	911	39.35	60.65
7	5	15	1	15	1,502	8.66	157	17,350	928	574	61.78	38.22
6	4	15	5	17	1,501	8.65	158	17,350	583	918	38.84	61.16
9	29	15	3	17	1,500	8.65	159	17,350	593	907	39.53	60.47
7	31	15	6	14	1,499	8.64	160	17,350	611	888	40.76	59.24
6	12	15	6	18	1,498	8.63	161	17,350	668	830	44.59	55.41
7	2	15	5	12	1,498	8.63	162	17,350	644	854	42.99	57.01
8	5	15	4	16	1,498	8.63	163	17,350	590	908	39.39	60.61
6	7	15	1	13	1,497	8.63	164	17,350	731	766	48.83	51.17
10	13	15	3	17	1,496	8.62	165	17,350	596	900	39.84	60.16
6	16	15	3	17	1,495	8.62	166	17,350	575	920	38.46	61.54
7	11	15	7	14	1,495	8.62	167	17,350	709	786	47.42	52.58
8	27	15	5	16	1,495	8.62	168	17,350	650	845	43.48	56.52
1	23	15	6	17	1,494	8.61	169	17,350	594	900	39.76	60.24
6	11	15	5	17	1,494	8.61	170	17,350	573	921	38.35	61.65
8	7	15	6	14	1,494	8.61	171	17,350	642	852	42.97	57.03
8	22	15	7	12	1,494	8.61	172	17,350	659	835	44.11	55.89
3	12	15	5	17	1,493	8.61	173	17,350	584	909	39.12	60.88
3	18	15	4	17	1,493	8.61	174	17,350	538	955	36.03	63.97
6	26	15	6	13	1,493	8.61	175	17,350	633	860	42.40	57.60
7	19	15	1	12	1,493	8.61	176	17,350	731	762	48.96	51.04
8	1	15	7	16	1,493	8.61	177	17,350	659	834	44.14	55.86
9	1	15	3	17	1,493	8.61	178	17,350	533	960	35.70	64.30
6	10	15	4	17	1,492	8.60	179	17,350	601	891	40.28	59.72
8	2	15	1	12	1,492	8.60	180	17,350	740	752	49.60	50.40
2	10	15	3	17	1,491	8.59	181	17,350	552	939	37.02	62.98
5	1	15	6	15	1,491	8.59	182	17,350	659	832	44.20	55.80
6	13	15	7	14	1,491	8.59	183	17,350	668	823	44.80	55.20
7	11	15	7	13	1,491	8.59	184	17,350	727	764	48.76	51.24
7	16	15	5	16	1,491	8.59	185	17,350	572	919	38.36	61.64
1	6	15	3	17	1,490	8.59	186	17,350	528	962	35.44	64.56
5	29	15	6	17	1,490	8.59	187	17,350	631	859	42.35	57.65
7	7	15	3	16	1,490	8.59	188	17,350	609	881	40.87	59.13
8	1	15	7	15	1,490	8.59	189	17,350	662	828	44.43	55.57
8	19	15	4	16	1,490	8.59	190	17,350	580	910	38.93	61.07
10	26	15	2	17	1,490	8.59	191	17,350	583	907	39.13	60.87
3	20	15	6	17	1,489	8.58	192	17,350	587	902	39.42	60.58
8	15	15	7	14	1,489	8.58	193	17,350	630	859	42.31	57.69

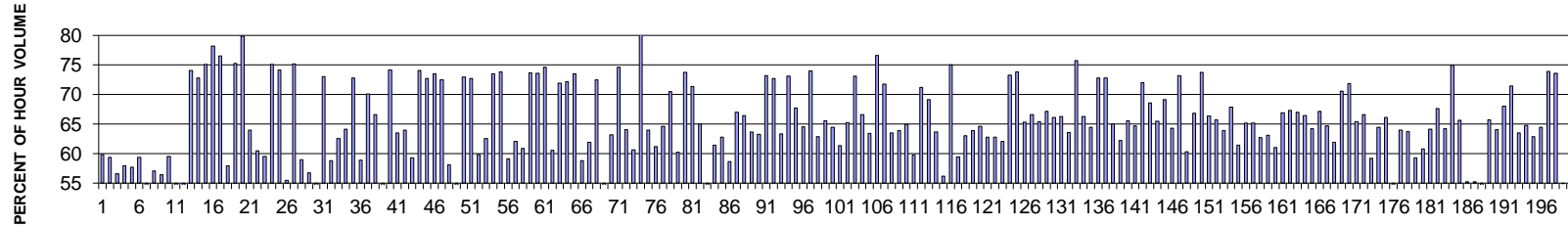
MO	DY	YR	DAY OF WK	HR	HR VOL	PERCENT OF AADT	HOUR NUMBER	AADT	NORTH VOLUME	SOUTH VOLUME	PERCENT NORTH IS OF TOTAL VOLUME	PERCENT SOUTH IS OF TOTAL VOLUME
3	25	15	4	17	1,487	8.57	194	17,350	524	963	35.24	64.76
8	2	15	1	15	1,487	8.57	195	17,350	843	644	56.69	43.31
9	5	15	7	16	1,487	8.57	196	17,350	637	850	42.84	57.16
9	11	15	6	17	1,487	8.57	197	17,350	676	811	45.46	54.54
10	9	15	6	17	1,486	8.56	198	17,350	632	854	42.53	57.47
10	15	15	5	16	1,486	8.56	199	17,350	568	918	38.22	61.78
2	27	15	6	17	1,485	8.56	200	17,350	579	906	38.99	61.01

**SR 007 MP 58.20 TACOMA/38TH ST ADC SITE R090
K FOR PEAK 200 HOURS OF 2015**



AADT= 20563 K 30 FACTOR= 10.38 K 100 FACTOR= 9.64 K 200 FACTOR= 9.09 D 30 FACTOR= 52.20

**SR 007 MP 58.20 TACOMA/38TH ST ADC SITE R090
D % IN THE PEAK 200 HOURS OF 2015**



MO	DY	YR	DAY OF WK	HR	HR VOL	PERCENT OF AADT	HOUR NUMBER	AADT	NORTH VOLUME	SOUTH VOLUME	PERCENT NORTH IS OF TOTAL VOLUME	PERCENT SOUTH IS OF TOTAL VOLUME
9	19	15	7	16	3,482	16.93	1	20,563	1,399	2,083	40.18	59.82
9	19	15	7	17	3,430	16.68	2	20,563	1,395	2,035	40.67	59.33
9	19	15	7	13	3,359	16.34	3	20,563	1,458	1,901	43.41	56.59
9	19	15	7	14	3,339	16.24	4	20,563	1,405	1,934	42.08	57.92
9	19	15	7	12	3,210	15.61	5	20,563	1,359	1,851	42.34	57.66
9	19	15	7	15	3,124	15.19	6	20,563	1,269	1,855	40.62	59.38
9	20	15	1	17	3,058	14.87	7	20,563	1,465	1,593	47.91	52.09
9	20	15	1	14	3,026	14.72	8	20,563	1,299	1,727	42.93	57.07
9	20	15	1	15	2,988	14.53	9	20,563	1,302	1,686	43.57	56.43
9	19	15	7	18	2,910	14.15	10	20,563	1,178	1,732	40.48	59.52
9	20	15	1	16	2,885	14.03	11	20,563	1,349	1,536	46.76	53.24
9	20	15	1	18	2,770	13.47	12	20,563	1,314	1,456	47.44	52.56
9	24	15	5	8	2,556	12.43	13	20,563	1,893	663	74.06	25.94
9	15	15	3	8	2,454	11.93	14	20,563	1,786	668	72.78	27.22

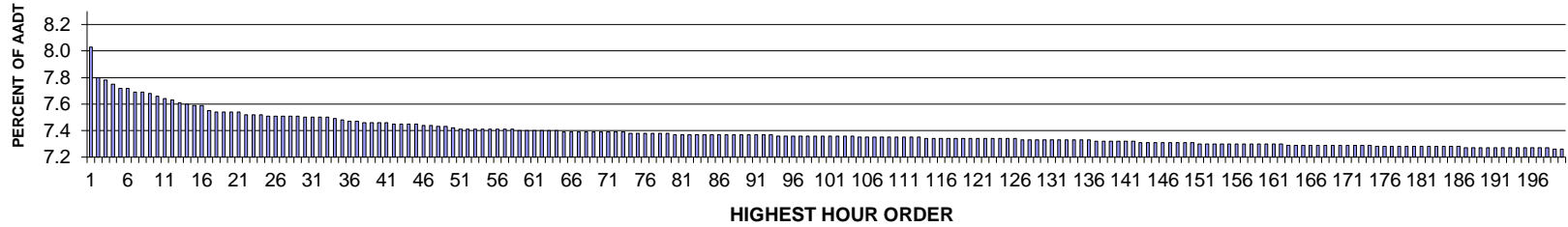
MO	DY	YR	DAY OF WK	HR	HR VOL	PERCENT OF AADT	HOUR NUMBER	AADT	NORTH VOLUME	SOUTH VOLUME	PERCENT NORTH IS OF TOTAL VOLUME	PERCENT SOUTH IS OF TOTAL VOLUME	
10	10	20	15	3	8	2,429	11.81	15	20,563	1,825	604	75.13	24.87
11	11	3	15	3	8	2,390	11.62	16	20,563	1,869	521	78.20	21.80
10	10	8	15	5	8	2,305	11.21	17	20,563	1,764	541	76.53	23.47
9	9	3	15	5	18	2,297	11.17	18	20,563	966	1,331	42.05	57.95
11	11	5	15	5	8	2,261	11.00	19	20,563	1,702	559	75.28	24.72
8	8	6	15	5	8	2,250	10.94	20	20,563	1,797	453	79.87	20.13
10	10	16	15	6	17	2,237	10.88	21	20,563	806	1,431	36.03	63.97
9	9	19	15	7	19	2,225	10.82	22	20,563	880	1,345	39.55	60.45
9	9	3	15	5	17	2,202	10.71	23	20,563	892	1,310	40.51	59.49
11	11	9	15	2	8	2,198	10.69	24	20,563	1,650	548	75.07	24.93
10	10	7	15	4	8	2,190	10.65	25	20,563	1,624	566	74.16	25.84
11	11	12	15	5	16	2,156	10.48	26	20,563	960	1,196	44.53	55.47
11	11	17	15	3	8	2,154	10.48	27	20,563	1,619	535	75.16	24.84
7	7	17	15	6	18	2,149	10.45	28	20,563	882	1,267	41.04	58.96
9	9	19	15	7	11	2,148	10.45	29	20,563	929	1,219	43.25	56.75
5	5	29	15	6	17	2,134	10.38	30	20,563	1,020	1,114	47.80	52.20
10	10	15	15	5	8	2,134	10.38	31	20,563	1,558	576	73.01	26.99
9	9	18	15	6	18	2,132	10.37	32	20,563	879	1,253	41.23	58.77
12	12	30	15	4	17	2,130	10.36	33	20,563	797	1,333	37.42	62.58
12	12	18	15	6	16	2,127	10.34	34	20,563	763	1,364	35.87	64.13
9	9	22	15	3	8	2,126	10.34	35	20,563	1,547	579	72.77	27.23
12	12	17	15	5	17	2,125	10.33	36	20,563	873	1,252	41.08	58.92
9	9	10	15	5	8	2,120	10.31	37	20,563	1,486	634	70.09	29.91
10	10	23	15	6	17	2,114	10.28	38	20,563	707	1,407	33.44	66.56
6	6	30	15	3	18	2,111	10.27	39	20,563	979	1,132	46.38	53.62
9	9	30	15	4	8	2,109	10.26	40	20,563	1,563	546	74.11	25.89
11	11	10	15	3	18	2,109	10.26	41	20,563	770	1,339	36.51	63.49
11	11	6	15	6	17	2,102	10.22	42	20,563	758	1,344	36.06	63.94
11	11	13	15	6	16	2,098	10.20	43	20,563	854	1,244	40.71	59.29
11	11	2	15	2	8	2,086	10.14	44	20,563	1,545	541	74.07	25.93
9	9	21	15	2	8	2,083	10.13	45	20,563	1,515	568	72.73	27.27
11	11	12	15	5	8	2,083	10.13	46	20,563	1,531	552	73.50	26.50
10	10	6	15	3	8	2,080	10.12	47	20,563	1,508	572	72.50	27.50
7	7	10	15	6	18	2,077	10.10	48	20,563	870	1,207	41.89	58.11
10	10	17	15	7	14	2,074	10.09	49	20,563	1,042	1,032	50.24	49.76
10	10	14	15	4	8	2,073	10.08	50	20,563	1,513	560	72.99	27.01
11	11	4	15	4	8	2,073	10.08	51	20,563	1,508	565	72.74	27.26
12	12	17	15	5	16	2,066	10.05	52	20,563	830	1,236	40.17	59.83
12	12	18	15	6	17	2,066	10.05	53	20,563	774	1,292	37.46	62.54
9	9	29	15	3	8	2,065	10.04	54	20,563	1,518	547	73.51	26.49
11	11	10	15	3	8	2,065	10.04	55	20,563	1,524	541	73.80	26.20
11	11	13	15	6	17	2,063	10.03	56	20,563	844	1,219	40.91	59.09
9	9	18	15	6	17	2,055	9.99	57	20,563	779	1,276	37.91	62.09
11	11	12	15	5	17	2,054	9.99	58	20,563	803	1,251	39.09	60.91
9	9	23	15	4	8	2,052	9.98	59	20,563	1,511	541	73.64	26.36
10	10	13	15	3	8	2,052	9.98	60	20,563	1,510	542	73.59	26.41
10	10	27	15	3	8	2,052	9.98	61	20,563	1,531	521	74.61	25.39
10	10	16	15	6	16	2,050	9.97	62	20,563	808	1,242	39.41	60.59
10	10	5	15	2	8	2,046	9.95	63	20,563	1,471	575	71.90	28.10

MO	DY	YR	DAY OF WK	HR	HR VOL	PERCENT OF AADT	HOUR NUMBER	AADT	NORTH VOLUME	SOUTH VOLUME	PERCENT NORTH IS OF TOTAL VOLUME	PERCENT SOUTH IS OF TOTAL VOLUME
11	23	15	2	8	2,046	9.95	64	20,563	1,477	569	72.19	27.81
10	1	15	5	8	2,044	9.94	65	20,563	1,503	541	73.53	26.47
7	10	15	6	17	2,040	9.92	66	20,563	840	1,200	41.18	58.82
10	16	15	6	18	2,038	9.91	67	20,563	777	1,261	38.13	61.87
10	21	15	4	8	2,037	9.91	68	20,563	1,477	560	72.51	27.49
8	14	15	6	17	2,033	9.89	69	20,563	981	1,052	48.25	51.75
11	10	15	3	17	2,031	9.88	70	20,563	748	1,283	36.83	63.17
10	22	15	5	8	2,027	9.86	71	20,563	1,513	514	74.64	25.36
11	6	15	6	16	2,027	9.86	72	20,563	729	1,298	35.96	64.04
12	11	15	6	17	2,023	9.84	73	20,563	797	1,226	39.40	60.60
11	3	15	3	7	2,022	9.83	74	20,563	1,700	322	84.08	15.92
9	21	15	2	18	2,021	9.83	75	20,563	728	1,293	36.02	63.98
11	5	15	5	18	2,021	9.83	76	20,563	785	1,236	38.84	61.16
11	5	15	5	17	2,016	9.80	77	20,563	713	1,303	35.37	64.63
9	16	15	4	8	2,015	9.80	78	20,563	1,421	594	70.52	29.48
8	28	15	6	17	2,013	9.79	79	20,563	801	1,212	39.79	60.21
11	13	15	6	8	2,013	9.79	80	20,563	1,485	528	73.77	26.23
11	30	15	2	8	2,013	9.79	81	20,563	1,436	577	71.34	28.66
10	23	15	6	18	2,012	9.78	82	20,563	704	1,308	34.99	65.01
5	29	15	6	16	2,011	9.78	83	20,563	960	1,051	47.74	52.26
12	18	15	6	18	2,008	9.77	84	20,563	775	1,233	38.60	61.40
11	20	15	6	16	2,006	9.76	85	20,563	747	1,259	37.24	62.76
7	15	15	4	17	2,002	9.74	86	20,563	827	1,175	41.31	58.69
10	22	15	5	18	1,998	9.72	87	20,563	660	1,338	33.03	66.97
10	29	15	5	18	1,997	9.71	88	20,563	670	1,327	33.55	66.45
7	15	15	4	18	1,994	9.70	89	20,563	724	1,270	36.31	63.69
9	25	15	6	16	1,993	9.69	90	20,563	732	1,261	36.73	63.27
11	24	15	3	8	1,993	9.69	91	20,563	1,459	534	73.21	26.79
12	14	15	2	8	1,992	9.69	92	20,563	1,448	544	72.69	27.31
8	21	15	6	17	1,991	9.68	93	20,563	730	1,261	36.66	63.34
9	28	15	2	8	1,991	9.68	94	20,563	1,455	536	73.08	26.92
10	1	15	5	17	1,991	9.68	95	20,563	643	1,348	32.30	67.70
12	17	15	5	18	1,991	9.68	96	20,563	706	1,285	35.46	64.54
11	19	15	5	8	1,989	9.67	97	20,563	1,471	518	73.96	26.04
9	3	15	5	16	1,986	9.66	98	20,563	737	1,249	37.11	62.89
11	19	15	5	17	1,983	9.64	99	20,563	683	1,300	34.44	65.56
12	11	15	6	16	1,983	9.64	100	20,563	705	1,278	35.55	64.45
8	7	15	6	18	1,982	9.64	101	20,563	766	1,216	38.65	61.35
8	26	15	4	17	1,981	9.63	102	20,563	689	1,292	34.78	65.22
10	28	15	4	8	1,980	9.63	103	20,563	1,448	532	73.13	26.87
10	15	15	5	17	1,979	9.62	104	20,563	661	1,318	33.40	66.60
12	14	15	2	18	1,975	9.60	105	20,563	723	1,252	36.61	63.39
9	24	15	5	7	1,974	9.60	106	20,563	1,512	462	76.60	23.40
9	8	15	3	8	1,973	9.59	107	20,563	1,416	557	71.77	28.23
12	29	15	3	17	1,973	9.59	108	20,563	721	1,252	36.54	63.46
10	22	15	5	17	1,972	9.59	109	20,563	712	1,260	36.11	63.89
12	15	15	3	17	1,972	9.59	110	20,563	691	1,281	35.04	64.96
12	31	15	5	17	1,972	9.59	111	20,563	794	1,178	40.26	59.74
11	18	15	4	8	1,971	9.59	112	20,563	1,404	567	71.23	28.77

MO	DY	YR	DAY OF WK	HR	HR VOL	PERCENT OF AADT	HOUR NUMBER	AADT	NORTH VOLUME	SOUTH VOLUME	PERCENT NORTH IS OF TOTAL VOLUME	PERCENT SOUTH IS OF TOTAL VOLUME
10	21	15	4	18	1,966	9.56	113	20,563	607	1,359	30.87	69.13
11	20	15	6	17	1,965	9.56	114	20,563	714	1,251	36.34	63.66
9	20	15	1	13	1,964	9.55	115	20,563	860	1,104	43.79	56.21
10	29	15	5	8	1,963	9.55	116	20,563	1,472	491	74.99	25.01
8	21	15	6	16	1,962	9.54	117	20,563	796	1,166	40.57	59.43
10	2	15	6	17	1,960	9.53	118	20,563	725	1,235	36.99	63.01
11	6	15	6	18	1,959	9.53	119	20,563	708	1,251	36.14	63.86
11	20	15	6	18	1,959	9.53	120	20,563	693	1,266	35.38	64.62
9	11	15	6	17	1,958	9.52	121	20,563	729	1,229	37.23	62.77
12	11	15	6	18	1,958	9.52	122	20,563	728	1,230	37.18	62.82
12	31	15	5	16	1,957	9.52	123	20,563	742	1,215	37.92	62.08
11	16	15	2	8	1,955	9.51	124	20,563	1,433	522	73.30	26.70
9	17	15	5	8	1,954	9.50	125	20,563	1,443	511	73.85	26.15
9	21	15	2	17	1,954	9.50	126	20,563	678	1,276	34.70	65.30
10	27	15	3	17	1,954	9.50	127	20,563	652	1,302	33.37	66.63
9	10	15	5	18	1,950	9.48	128	20,563	674	1,276	34.56	65.44
9	24	15	5	17	1,949	9.48	129	20,563	640	1,309	32.84	67.16
9	30	15	4	18	1,949	9.48	130	20,563	660	1,289	33.86	66.14
10	2	15	6	16	1,949	9.48	131	20,563	658	1,291	33.76	66.24
11	25	15	4	16	1,948	9.47	132	20,563	709	1,239	36.40	63.60
12	8	15	3	8	1,948	9.47	133	20,563	1,475	473	75.72	24.28
10	21	15	4	17	1,946	9.46	134	20,563	656	1,290	33.71	66.29
12	30	15	4	18	1,944	9.45	135	20,563	691	1,253	35.55	64.45
9	25	15	6	8	1,943	9.45	136	20,563	1,414	529	72.77	27.23
10	19	15	2	8	1,943	9.45	137	20,563	1,414	529	72.77	27.23
11	23	15	2	17	1,942	9.44	138	20,563	679	1,263	34.96	65.04
12	28	15	2	18	1,942	9.44	139	20,563	734	1,208	37.80	62.20
10	9	15	6	16	1,941	9.44	140	20,563	669	1,272	34.47	65.53
11	4	15	4	17	1,941	9.44	141	20,563	686	1,255	35.34	64.66
9	9	15	4	8	1,935	9.41	142	20,563	1,393	542	71.99	28.01
10	6	15	3	17	1,935	9.41	143	20,563	608	1,327	31.42	68.58
10	28	15	4	17	1,935	9.41	144	20,563	668	1,267	34.52	65.48
10	5	15	2	18	1,934	9.41	145	20,563	597	1,337	30.87	69.13
12	14	15	2	17	1,934	9.41	146	20,563	690	1,244	35.68	64.32
12	15	15	3	8	1,932	9.40	147	20,563	1,414	518	73.19	26.81
9	25	15	6	17	1,931	9.39	148	20,563	767	1,164	39.72	60.28
10	27	15	3	18	1,929	9.38	149	20,563	640	1,289	33.18	66.82
12	17	15	5	8	1,929	9.38	150	20,563	1,422	507	73.72	26.28
8	11	15	3	17	1,927	9.37	151	20,563	649	1,278	33.68	66.32
9	30	15	4	17	1,927	9.37	152	20,563	660	1,267	34.25	65.75
10	1	15	5	16	1,927	9.37	153	20,563	695	1,232	36.07	63.93
11	19	15	5	18	1,924	9.36	154	20,563	618	1,306	32.12	67.88
7	17	15	6	17	1,922	9.35	155	20,563	741	1,181	38.55	61.45
10	9	15	6	17	1,922	9.35	156	20,563	669	1,253	34.81	65.19
9	28	15	2	17	1,921	9.34	157	20,563	669	1,252	34.83	65.17
11	12	15	5	18	1,921	9.34	158	20,563	716	1,205	37.27	62.73
11	19	15	5	16	1,920	9.34	159	20,563	708	1,212	36.88	63.13
7	24	15	6	17	1,917	9.32	160	20,563	747	1,170	38.97	61.03
11	24	15	3	17	1,917	9.32	161	20,563	635	1,282	33.12	66.88

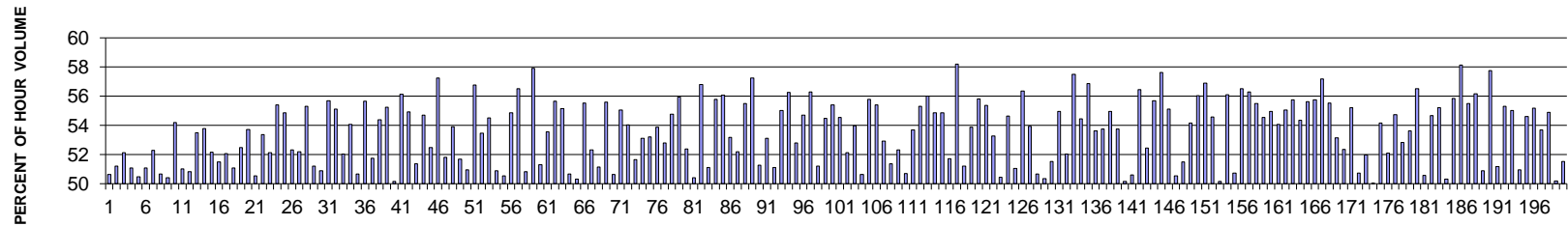
MO	DY	YR	DAY OF WK	HR	HR VOL	PERCENT OF AADT	HOUR NUMBER	AADT	NORTH VOLUME	SOUTH VOLUME	PERCENT NORTH IS OF TOTAL VOLUME	PERCENT SOUTH IS OF TOTAL VOLUME
9	9	15	4	18	1,914	9.31	162	20,563	626	1,288	32.71	67.29
10	1	15	5	18	1,914	9.31	163	20,563	631	1,283	32.97	67.03
10	23	15	6	16	1,911	9.29	164	20,563	642	1,269	33.59	66.41
10	29	15	5	17	1,911	9.29	165	20,563	684	1,227	35.79	64.21
12	15	15	3	18	1,911	9.29	166	20,563	627	1,284	32.81	67.19
11	30	15	2	17	1,907	9.27	167	20,563	673	1,234	35.29	64.71
9	1	15	3	17	1,905	9.26	168	20,563	726	1,179	38.11	61.89
10	16	15	6	8	1,905	9.26	169	20,563	1,345	560	70.60	29.40
10	2	15	6	8	1,901	9.24	170	20,563	1,366	535	71.86	28.14
9	18	15	6	16	1,898	9.23	171	20,563	657	1,241	34.62	65.38
9	29	15	3	18	1,898	9.23	172	20,563	634	1,264	33.40	66.60
9	19	15	7	20	1,896	9.22	173	20,563	773	1,123	40.77	59.23
9	11	15	6	18	1,894	9.21	174	20,563	673	1,221	35.53	64.47
10	29	15	5	16	1,893	9.21	175	20,563	641	1,252	33.86	66.14
8	14	15	6	16	1,892	9.20	176	20,563	936	956	49.47	50.53
8	27	15	5	17	1,892	9.20	177	20,563	682	1,210	36.05	63.95
9	15	15	3	18	1,890	9.19	178	20,563	685	1,205	36.24	63.76
11	13	15	6	18	1,890	9.19	179	20,563	770	1,120	40.74	59.26
7	24	15	6	18	1,889	9.19	180	20,563	741	1,148	39.23	60.77
11	3	15	3	17	1,889	9.19	181	20,563	678	1,211	35.89	64.11
10	8	15	5	17	1,888	9.18	182	20,563	611	1,277	32.36	67.64
9	10	15	5	17	1,887	9.18	183	20,563	676	1,211	35.82	64.18
12	9	15	4	8	1,887	9.18	184	20,563	1,414	473	74.93	25.07
8	6	15	5	18	1,885	9.17	185	20,563	647	1,238	34.32	65.68
8	28	15	6	16	1,884	9.16	186	20,563	844	1,040	44.80	55.20
9	20	15	1	12	1,880	9.14	187	20,563	841	1,039	44.73	55.27
11	21	15	7	18	1,880	9.14	188	20,563	928	952	49.36	50.64
9	29	15	3	17	1,879	9.14	189	20,563	644	1,235	34.27	65.73
10	2	15	6	18	1,879	9.14	190	20,563	676	1,203	35.98	64.02
10	15	15	5	18	1,878	9.13	191	20,563	600	1,278	31.95	68.05
11	20	15	6	8	1,878	9.13	192	20,563	1,342	536	71.46	28.54
8	13	15	5	17	1,876	9.12	193	20,563	685	1,191	36.51	63.49
10	30	15	6	17	1,875	9.12	194	20,563	661	1,214	35.25	64.75
8	7	15	6	16	1,874	9.11	195	20,563	696	1,178	37.14	62.86
9	22	15	3	17	1,873	9.11	196	20,563	666	1,207	35.56	64.44
11	6	15	6	8	1,873	9.11	197	20,563	1,384	489	73.89	26.11
12	10	15	5	8	1,873	9.11	198	20,563	1,378	495	73.57	26.43
8	14	15	6	18	1,869	9.09	199	20,563	843	1,026	45.10	54.90
10	26	15	2	8	1,869	9.09	200	20,563	1,401	468	74.96	25.04

SR 005 MP 119.39 DUPONT ADC SITE R091
K FOR PEAK 200 HOURS OF 2015



AADT= 124884 K 30 FACTOR= 7.50 K 100 FACTOR= 7.36 K 200 FACTOR= 7.26 D 30 FACTOR= 50.90

SR 005 MP 119.39 DUPONT ADC SITE R091
D % IN THE PEAK 200 HOURS OF 2015



MO	DY	YR	DAY OF WK	HR	HR VOL	PERCENT OF AADT	HOUR NUMBER	AADT	NORTH VOLUME	SOUTH VOLUME	PERCENT NORTH IS OF TOTAL VOLUME	PERCENT SOUTH IS OF TOTAL VOLUME
8	8	15	7	11	10,034	8.03	1	124,884	5,081	4,953	50.64	49.36
8	9	15	1	12	9,736	7.80	2	124,884	4,987	4,749	51.22	48.78
7	12	15	1	13	9,720	7.78	3	124,884	5,066	4,654	52.12	47.88
7	25	15	7	11	9,681	7.75	4	124,884	4,737	4,944	48.93	51.07
8	15	15	7	12	9,647	7.72	5	124,884	4,868	4,779	50.46	49.54
7	25	15	7	12	9,636	7.72	6	124,884	4,921	4,715	51.07	48.93
8	16	15	1	12	9,607	7.69	7	124,884	5,023	4,584	52.28	47.72
7	25	15	7	13	9,606	7.69	8	124,884	4,868	4,738	50.68	49.32
8	8	15	7	12	9,595	7.68	9	124,884	4,836	4,759	50.40	49.60
3	13	15	6	15	9,566	7.66	10	124,884	4,383	5,183	45.82	54.18
6	20	15	7	12	9,546	7.64	11	124,884	4,871	4,675	51.03	48.97
3	27	15	6	14	9,526	7.63	12	124,884	4,686	4,840	49.19	50.81
7	9	15	5	16	9,504	7.61	13	124,884	4,421	5,083	46.52	53.48

MO	DY	YR	DAY OF WK	HR	HR VOL	PERCENT OF AADT	HOUR NUMBER	AADT	NORTH VOLUME	SOUTH VOLUME	PERCENT NORTH IS OF TOTAL VOLUME	PERCENT SOUTH IS OF TOTAL VOLUME
12	31	15	5	13	9,497	7.60	14	124,884	4,389	5,108	46.21	53.79
2	14	15	7	12	9,481	7.59	15	124,884	4,535	4,946	47.83	52.17
11	28	15	7	12	9,473	7.59	16	124,884	4,594	4,879	48.50	51.50
9	19	15	7	12	9,425	7.55	17	124,884	4,907	4,518	52.06	47.94
3	28	15	7	12	9,417	7.54	18	124,884	4,608	4,809	48.93	51.07
6	13	15	7	12	9,416	7.54	19	124,884	4,942	4,474	52.49	47.51
6	24	15	4	16	9,414	7.54	20	124,884	4,356	5,058	46.27	53.73
8	15	15	7	11	9,414	7.54	21	124,884	4,655	4,759	49.45	50.55
3	13	15	6	16	9,397	7.52	22	124,884	4,382	5,015	46.63	53.37
4	17	15	6	14	9,395	7.52	23	124,884	4,498	4,897	47.88	52.12
6	2	15	3	17	9,388	7.52	24	124,884	4,186	5,202	44.59	55.41
6	18	15	5	8	9,384	7.51	25	124,884	5,147	4,237	54.85	45.15
2	20	15	6	15	9,375	7.51	26	124,884	4,471	4,904	47.69	52.31
6	20	15	7	11	9,374	7.51	27	124,884	4,892	4,482	52.19	47.81
9	15	15	3	17	9,374	7.51	28	124,884	4,190	5,184	44.70	55.30
7	19	15	1	12	9,373	7.51	29	124,884	4,801	4,572	51.22	48.78
8	28	15	6	13	9,372	7.50	30	124,884	4,602	4,770	49.10	50.90
10	15	15	5	17	9,368	7.50	31	124,884	4,151	5,217	44.31	55.69
1	30	15	6	16	9,361	7.50	32	124,884	4,202	5,159	44.89	55.11
7	12	15	1	12	9,361	7.50	33	124,884	4,870	4,491	52.02	47.98
7	18	15	7	11	9,351	7.49	34	124,884	4,295	5,056	45.93	54.07
6	28	15	1	14	9,336	7.48	35	124,884	4,730	4,606	50.66	49.34
4	2	15	5	16	9,334	7.47	36	124,884	4,139	5,195	44.34	55.66
8	2	15	1	13	9,331	7.47	37	124,884	4,830	4,501	51.76	48.24
2	18	15	4	8	9,320	7.46	38	124,884	5,070	4,250	54.40	45.60
6	16	15	3	8	9,317	7.46	39	124,884	5,146	4,171	55.23	44.77
12	26	15	7	13	9,314	7.46	40	124,884	4,671	4,643	50.15	49.85
5	27	15	4	17	9,311	7.46	41	124,884	4,084	5,227	43.86	56.14
10	23	15	6	16	9,309	7.45	42	124,884	4,195	5,114	45.06	54.94
6	12	15	6	12	9,303	7.45	43	124,884	4,525	4,778	48.64	51.36
10	15	15	5	16	9,303	7.45	44	124,884	4,213	5,090	45.29	54.71
7	23	15	5	15	9,298	7.45	45	124,884	4,419	4,879	47.53	52.47
7	21	15	3	17	9,295	7.44	46	124,884	3,974	5,321	42.75	57.25
4	17	15	6	13	9,289	7.44	47	124,884	4,477	4,812	48.20	51.80
10	23	15	6	15	9,284	7.43	48	124,884	4,280	5,004	46.10	53.90
12	26	15	7	12	9,279	7.43	49	124,884	4,483	4,796	48.31	51.69
7	11	15	7	12	9,271	7.42	50	124,884	4,724	4,547	50.95	49.05
5	6	15	4	17	9,253	7.41	51	124,884	4,001	5,252	43.24	56.76
6	28	15	1	13	9,253	7.41	52	124,884	4,946	4,307	53.45	46.55
3	19	15	5	16	9,252	7.41	53	124,884	4,210	5,042	45.50	54.50
9	12	15	7	12	9,252	7.41	54	124,884	4,543	4,709	49.10	50.90
3	29	15	1	15	9,251	7.41	55	124,884	4,676	4,575	50.55	49.45
5	7	15	5	8	9,251	7.41	56	124,884	5,076	4,175	54.87	45.13
5	28	15	5	17	9,250	7.41	57	124,884	4,022	5,228	43.48	56.52
5	16	15	7	12	9,248	7.41	58	124,884	4,548	4,700	49.18	50.82

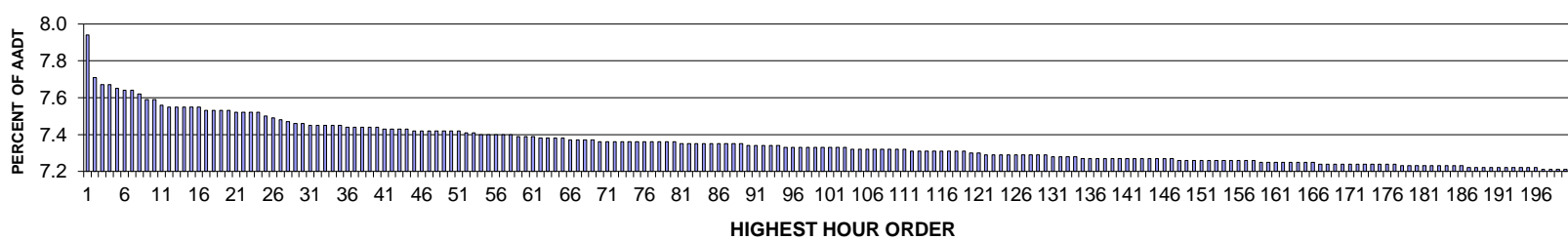
MO	DY	YR	DAY OF WK	HR	HR VOL	PERCENT OF AADT	HOUR NUMBER	AADT	NORTH VOLUME	SOUTH VOLUME	PERCENT NORTH IS OF TOTAL VOLUME	PERCENT SOUTH IS OF TOTAL VOLUME
2	10	15	3	17	9,246	7.40	59	124,884	3,891	5,355	42.08	57.92
10	9	15	6	14	9,245	7.40	60	124,884	4,501	4,744	48.69	51.31
5	8	15	6	14	9,244	7.40	61	124,884	4,292	4,952	46.43	53.57
11	19	15	5	8	9,243	7.40	62	124,884	5,146	4,097	55.67	44.33
5	14	15	5	8	9,242	7.40	63	124,884	5,096	4,146	55.14	44.86
8	15	15	7	13	9,241	7.40	64	124,884	4,682	4,559	50.67	49.33
6	20	15	7	13	9,235	7.39	65	124,884	4,590	4,645	49.70	50.30
4	8	15	4	17	9,233	7.39	66	124,884	4,105	5,128	44.46	55.54
4	10	15	6	15	9,233	7.39	67	124,884	4,402	4,831	47.68	52.32
8	22	15	7	12	9,230	7.39	68	124,884	4,721	4,509	51.15	48.85
2	18	15	4	17	9,229	7.39	69	124,884	4,099	5,130	44.41	55.59
5	16	15	7	13	9,228	7.39	70	124,884	4,673	4,555	50.64	49.36
2	12	15	5	8	9,227	7.39	71	124,884	5,079	4,148	55.04	44.96
5	14	15	5	16	9,223	7.39	72	124,884	4,240	4,983	45.97	54.03
8	7	15	6	12	9,223	7.39	73	124,884	4,459	4,764	48.35	51.65
7	15	15	4	16	9,221	7.38	74	124,884	4,324	4,897	46.89	53.11
9	10	15	5	8	9,221	7.38	75	124,884	4,906	4,315	53.20	46.80
3	27	15	6	15	9,218	7.38	76	124,884	4,250	4,968	46.11	53.89
3	18	15	4	8	9,211	7.38	77	124,884	4,862	4,349	52.78	47.22
5	18	15	2	8	9,211	7.38	78	124,884	5,044	4,167	54.76	45.24
8	24	15	2	17	9,211	7.38	79	124,884	4,057	5,154	44.05	55.95
9	13	15	1	15	9,210	7.37	80	124,884	4,825	4,385	52.39	47.61
3	29	15	1	14	9,209	7.37	81	124,884	4,643	4,566	50.42	49.58
9	22	15	3	8	9,208	7.37	82	124,884	5,230	3,978	56.80	43.20
12	26	15	7	14	9,208	7.37	83	124,884	4,705	4,503	51.10	48.90
9	29	15	3	8	9,207	7.37	84	124,884	5,137	4,070	55.79	44.21
4	30	15	5	8	9,206	7.37	85	124,884	5,161	4,045	56.06	43.94
6	14	15	1	13	9,205	7.37	86	124,884	4,896	4,309	53.19	46.81
7	23	15	5	16	9,204	7.37	87	124,884	4,401	4,803	47.82	52.18
10	22	15	5	17	9,204	7.37	88	124,884	4,097	5,107	44.51	55.49
6	3	15	4	17	9,203	7.37	89	124,884	3,933	5,270	42.74	57.26
7	11	15	7	13	9,203	7.37	90	124,884	4,717	4,486	51.26	48.74
10	2	15	6	15	9,203	7.37	91	124,884	4,316	4,887	46.90	53.10
5	9	15	7	13	9,201	7.37	92	124,884	4,498	4,703	48.89	51.11
11	4	15	4	8	9,200	7.37	93	124,884	5,063	4,137	55.03	44.97
5	7	15	5	16	9,197	7.36	94	124,884	4,023	5,174	43.74	56.26
7	5	15	1	12	9,196	7.36	95	124,884	4,854	4,342	52.78	47.22
2	17	15	3	8	9,194	7.36	96	124,884	5,030	4,164	54.71	45.29
3	18	15	4	17	9,192	7.36	97	124,884	4,017	5,175	43.70	56.30
6	19	15	6	14	9,192	7.36	98	124,884	4,485	4,707	48.79	51.21
5	28	15	5	16	9,190	7.36	99	124,884	4,182	5,008	45.51	54.49
6	15	15	2	8	9,190	7.36	100	124,884	5,091	4,099	55.40	44.60
9	16	15	4	17	9,190	7.36	101	124,884	4,178	5,012	45.46	54.54
6	5	15	6	13	9,188	7.36	102	124,884	4,398	4,790	47.87	52.13
4	14	15	3	8	9,187	7.36	103	124,884	4,958	4,229	53.97	46.03

MO	DY	YR	DAY OF WK	HR	HR VOL	PERCENT OF AADT	HOUR NUMBER	AADT	NORTH VOLUME	SOUTH VOLUME	PERCENT NORTH IS OF TOTAL VOLUME	PERCENT SOUTH IS OF TOTAL VOLUME
4	10	15	6	14	9,186	7.36	104	124,884	4,534	4,652	49.36	50.64
10	8	15	5	17	9,185	7.35	105	124,884	4,061	5,124	44.21	55.79
5	7	15	5	17	9,184	7.35	106	124,884	4,096	5,088	44.60	55.40
8	20	15	5	16	9,183	7.35	107	124,884	4,324	4,859	47.09	52.91
8	9	15	1	13	9,181	7.35	108	124,884	4,464	4,717	48.62	51.38
6	24	15	4	8	9,180	7.35	109	124,884	4,802	4,378	52.31	47.69
9	19	15	7	11	9,177	7.35	110	124,884	4,654	4,523	50.71	49.29
4	3	15	6	15	9,175	7.35	111	124,884	4,248	4,927	46.30	53.70
9	17	15	5	8	9,175	7.35	112	124,884	5,075	4,100	55.31	44.69
4	7	15	3	17	9,173	7.35	113	124,884	4,037	5,136	44.01	55.99
5	6	15	4	8	9,172	7.34	114	124,884	5,033	4,139	54.87	45.13
9	20	15	1	14	9,171	7.34	115	124,884	5,030	4,141	54.85	45.15
6	21	15	1	13	9,170	7.34	116	124,884	4,744	4,426	51.73	48.27
3	25	15	4	17	9,169	7.34	117	124,884	3,834	5,335	41.81	58.19
2	16	15	2	16	9,168	7.34	118	124,884	4,695	4,473	51.21	48.79
5	28	15	5	8	9,167	7.34	119	124,884	4,940	4,227	53.89	46.11
4	16	15	5	16	9,166	7.34	120	124,884	4,049	5,117	44.17	55.83
2	10	15	3	8	9,165	7.34	121	124,884	5,075	4,090	55.37	44.63
5	1	15	6	14	9,165	7.34	122	124,884	4,283	4,882	46.73	53.27
2	14	15	7	14	9,164	7.34	123	124,884	4,541	4,623	49.55	50.45
5	19	15	3	8	9,164	7.34	124	124,884	5,007	4,157	54.64	45.36
12	26	15	7	15	9,164	7.34	125	124,884	4,487	4,677	48.96	51.04
4	30	15	5	16	9,162	7.34	126	124,884	4,000	5,162	43.66	56.34
3	19	15	5	8	9,159	7.33	127	124,884	4,940	4,219	53.94	46.06
5	9	15	7	12	9,157	7.33	128	124,884	4,518	4,639	49.34	50.66
8	13	15	5	14	9,157	7.33	129	124,884	4,547	4,610	49.66	50.34
8	16	15	1	14	9,154	7.33	130	124,884	4,438	4,716	48.48	51.52
4	8	15	4	16	9,152	7.33	131	124,884	4,122	5,030	45.04	54.96
3	27	15	6	13	9,151	7.33	132	124,884	4,391	4,760	47.98	52.02
9	29	15	3	17	9,150	7.33	133	124,884	3,889	5,261	42.50	57.50
7	29	15	4	16	9,149	7.33	134	124,884	4,166	4,983	45.54	54.46
10	6	15	3	8	9,149	7.33	135	124,884	5,201	3,948	56.85	43.15
8	12	15	4	8	9,148	7.33	136	124,884	4,904	4,244	53.61	46.39
11	27	15	6	12	9,146	7.32	137	124,884	4,229	4,917	46.24	53.76
6	22	15	2	16	9,144	7.32	138	124,884	4,119	5,025	45.05	54.95
4	15	15	4	8	9,143	7.32	139	124,884	4,914	4,229	53.75	46.25
6	13	15	7	13	9,143	7.32	140	124,884	4,556	4,587	49.83	50.17
9	19	15	7	13	9,140	7.32	141	124,884	4,626	4,514	50.61	49.39
10	21	15	4	8	9,140	7.32	142	124,884	5,160	3,980	56.46	43.54
8	28	15	6	12	9,131	7.31	143	124,884	4,341	4,790	47.54	52.46
9	21	15	2	8	9,131	7.31	144	124,884	5,084	4,047	55.68	44.32
4	29	15	4	17	9,129	7.31	145	124,884	3,869	5,260	42.38	57.62
7	22	15	4	17	9,129	7.31	146	124,884	4,099	5,030	44.90	55.10
12	31	15	5	14	9,125	7.31	147	124,884	4,514	4,611	49.47	50.53
5	17	15	1	18	9,124	7.31	148	124,884	4,427	4,697	48.52	51.48

MO	DY	YR	DAY OF WK	HR	HR VOL	PERCENT OF AADT	HOUR NUMBER	AADT	NORTH VOLUME	SOUTH VOLUME	PERCENT NORTH IS OF TOTAL VOLUME	PERCENT SOUTH IS OF TOTAL VOLUME
9	24	15	5	17	9,123	7.31	149	124,884	4,182	4,941	45.84	54.16
10	1	15	5	8	9,123	7.31	150	124,884	5,112	4,011	56.03	43.97
7	14	15	3	17	9,121	7.30	151	124,884	3,933	5,188	43.12	56.88
2	11	15	4	8	9,120	7.30	152	124,884	4,977	4,143	54.57	45.43
6	19	15	6	13	9,120	7.30	153	124,884	4,546	4,574	49.85	50.15
7	16	15	5	8	9,120	7.30	154	124,884	5,115	4,005	56.09	43.91
5	15	15	6	14	9,119	7.30	155	124,884	4,494	4,625	49.28	50.72
9	30	15	4	17	9,119	7.30	156	124,884	3,967	5,152	43.50	56.50
3	5	15	5	8	9,118	7.30	157	124,884	5,132	3,986	56.28	43.72
4	9	15	5	16	9,115	7.30	158	124,884	4,055	5,060	44.49	55.51
9	4	15	6	12	9,115	7.30	159	124,884	4,143	4,972	45.45	54.55
9	30	15	4	8	9,115	7.30	160	124,884	5,010	4,105	54.96	45.04
4	13	15	2	8	9,112	7.30	161	124,884	4,927	4,185	54.07	45.93
6	3	15	4	8	9,111	7.30	162	124,884	5,016	4,095	55.05	44.95
7	13	15	2	8	9,109	7.29	163	124,884	5,077	4,032	55.74	44.26
6	18	15	5	16	9,108	7.29	164	124,884	4,157	4,951	45.64	54.36
11	5	15	5	8	9,108	7.29	165	124,884	5,066	4,042	55.62	44.38
2	11	15	4	17	9,105	7.29	166	124,884	4,030	5,075	44.26	55.74
4	21	15	3	17	9,105	7.29	167	124,884	3,898	5,207	42.81	57.19
5	18	15	2	17	9,102	7.29	168	124,884	4,048	5,054	44.47	55.53
10	9	15	6	16	9,101	7.29	169	124,884	4,264	4,837	46.85	53.15
9	12	15	7	13	9,100	7.29	170	124,884	4,763	4,337	52.34	47.66
4	29	15	4	8	9,099	7.29	171	124,884	5,024	4,075	55.21	44.79
6	28	15	1	12	9,099	7.29	172	124,884	4,616	4,483	50.73	49.27
8	20	15	5	15	9,099	7.29	173	124,884	4,370	4,729	48.03	51.97
6	21	15	1	14	9,098	7.29	174	124,884	4,551	4,547	50.02	49.98
8	19	15	4	8	9,096	7.28	175	124,884	4,926	4,170	54.16	45.84
2	13	15	6	16	9,095	7.28	176	124,884	4,356	4,739	47.89	52.11
6	11	15	5	8	9,095	7.28	177	124,884	4,978	4,117	54.73	45.27
12	24	15	5	15	9,095	7.28	178	124,884	4,289	4,806	47.16	52.84
7	9	15	5	17	9,094	7.28	179	124,884	4,219	4,875	46.39	53.61
10	8	15	5	8	9,094	7.28	180	124,884	5,141	3,953	56.53	43.47
8	15	15	7	14	9,093	7.28	181	124,884	4,599	4,494	50.58	49.42
2	25	15	4	8	9,092	7.28	182	124,884	4,970	4,122	54.66	45.34
6	10	15	4	17	9,090	7.28	183	124,884	4,072	5,018	44.80	55.20
9	5	15	7	12	9,090	7.28	184	124,884	4,573	4,517	50.31	49.69
7	30	15	5	8	9,089	7.28	185	124,884	5,076	4,013	55.85	44.15
3	11	15	4	17	9,087	7.28	186	124,884	3,803	5,284	41.85	58.15
5	4	15	2	8	9,085	7.27	187	124,884	5,043	4,042	55.51	44.49
5	20	15	4	17	9,085	7.27	188	124,884	3,981	5,104	43.82	56.18
7	11	15	7	16	9,085	7.27	189	124,884	4,622	4,463	50.88	49.12
4	30	15	5	17	9,083	7.27	190	124,884	3,838	5,245	42.25	57.75
7	12	15	1	14	9,082	7.27	191	124,884	4,434	4,648	48.82	51.18
10	14	15	4	8	9,081	7.27	192	124,884	5,023	4,058	55.31	44.69
8	11	15	3	8	9,080	7.27	193	124,884	4,995	4,085	55.01	44.99

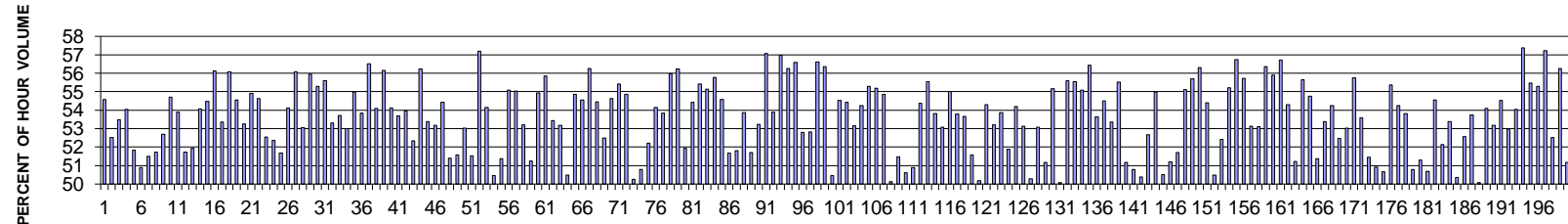
MO	DY	YR	DAY OF WK	HR	HR VOL	PERCENT OF AADT	HOUR NUMBER	AADT	NORTH VOLUME	SOUTH VOLUME	PERCENT NORTH IS OF TOTAL VOLUME	PERCENT SOUTH IS OF TOTAL VOLUME
11	26	15	5	12	9,079	7.27	194	124,884	4,454	4,625	49.06	50.94
10	21	15	4	17	9,077	7.27	195	124,884	4,120	4,957	45.39	54.61
4	23	15	5	8	9,075	7.27	196	124,884	5,007	4,068	55.17	44.83
10	2	15	6	16	9,075	7.27	197	124,884	4,204	4,871	46.33	53.67
6	17	15	4	8	9,074	7.27	198	124,884	4,982	4,092	54.90	45.10
4	10	15	6	13	9,072	7.26	199	124,884	4,554	4,518	50.20	49.80
7	11	15	7	15	9,072	7.26	200	124,884	4,675	4,397	51.53	48.47

SR 005 MP 126.18 LAKEWOOD/BRIDGEPORT WAY ADC SITE R092
K FOR PEAK 200 HOURS OF 2015



AADT= 148229 K 30 FACTOR= 7.46 K 100 FACTOR= 7.33 K 200 FACTOR= 7.21 D 30 FACTOR= 55.28

SR 005 MP 126.18 LAKEWOOD/BRIDGEPORT WAY ADC SITE R092
D % IN THE PEAK 200 HOURS OF 2015



MO	DY	YR	DAY OF WK	HR	HR VOL	PERCENT OF AADT	HOUR NUMBER	AADT	NORTH VOLUME	SOUTH VOLUME	PERCENT NORTH IS OF TOTAL VOLUME	PERCENT SOUTH IS OF TOTAL VOLUME
3	13	15	6	16	11,762	7.94	1	148,229	6,418	5,344	54.57	45.43
3	13	15	6	15	11,428	7.71	2	148,229	6,001	5,427	52.51	47.49
10	2	15	6	16	11,375	7.67	3	148,229	6,085	5,290	53.49	46.51
4	10	15	6	15	11,363	7.67	4	148,229	6,140	5,223	54.04	45.96
10	2	15	6	15	11,334	7.65	5	148,229	5,876	5,458	51.84	48.16
2	13	15	6	14	11,327	7.64	6	148,229	5,766	5,561	50.90	49.10
8	8	15	7	11	11,327	7.64	7	148,229	5,834	5,493	51.51	48.49
5	1	15	6	15	11,302	7.62	8	148,229	5,846	5,456	51.73	48.27
8	11	15	3	17	11,255	7.59	9	148,229	5,932	5,323	52.71	47.29
10	23	15	6	16	11,253	7.59	10	148,229	6,155	5,098	54.70	45.30
7	9	15	5	16	11,210	7.56	11	148,229	6,041	5,169	53.89	46.11
1	16	15	6	15	11,198	7.55	12	148,229	5,794	5,404	51.74	48.26
3	27	15	6	15	11,196	7.55	13	148,229	5,815	5,381	51.94	48.06

MO	DY	YR	DAY OF WK	HR	HR VOL	PERCENT OF AADT	HOUR NUMBER	AADT	NORTH VOLUME	SOUTH VOLUME	PERCENT NORTH IS OF TOTAL VOLUME	PERCENT SOUTH IS OF TOTAL VOLUME
6	24	15	4	16	11,191	7.55	14	148,229	6,050	5,141	54.06	45.94
3	6	15	6	16	11,185	7.55	15	148,229	6,095	5,090	54.49	45.51
9	18	15	6	16	11,185	7.55	16	148,229	6,278	4,907	56.13	43.87
2	20	15	6	16	11,169	7.53	17	148,229	5,959	5,210	53.35	46.65
2	11	15	4	17	11,162	7.53	18	148,229	6,261	4,901	56.09	43.91
3	19	15	5	16	11,161	7.53	19	148,229	6,088	5,073	54.55	45.45
10	8	15	5	16	11,159	7.53	20	148,229	5,944	5,215	53.27	46.73
5	7	15	5	17	11,150	7.52	21	148,229	6,124	5,026	54.92	45.08
4	8	15	4	16	11,147	7.52	22	148,229	6,088	5,059	54.62	45.38
9	25	15	6	15	11,147	7.52	23	148,229	5,857	5,290	52.54	47.46
4	3	15	6	16	11,141	7.52	24	148,229	5,833	5,308	52.36	47.64
7	25	15	7	12	11,112	7.50	25	148,229	5,742	5,370	51.67	48.33
4	2	15	5	16	11,105	7.49	26	148,229	6,010	5,095	54.12	45.88
1	30	15	6	16	11,081	7.48	27	148,229	6,213	4,868	56.07	43.93
7	23	15	5	16	11,075	7.47	28	148,229	5,875	5,200	53.05	46.95
10	21	15	4	17	11,059	7.46	29	148,229	6,188	4,871	55.95	44.05
10	14	15	4	17	11,052	7.46	30	148,229	6,110	4,942	55.28	44.72
10	22	15	5	17	11,049	7.45	31	148,229	6,143	4,906	55.60	44.40
6	18	15	5	16	11,048	7.45	32	148,229	5,890	5,158	53.31	46.69
8	6	15	5	16	11,046	7.45	33	148,229	5,933	5,113	53.71	46.29
10	16	15	6	15	11,042	7.45	34	148,229	5,853	5,189	53.01	46.99
6	3	15	4	17	11,038	7.45	35	148,229	6,070	4,968	54.99	45.01
5	7	15	5	16	11,030	7.44	36	148,229	5,940	5,090	53.85	46.15
5	28	15	5	16	11,027	7.44	37	148,229	6,233	4,794	56.52	43.48
9	24	15	5	16	11,027	7.44	38	148,229	5,965	5,062	54.09	45.91
11	6	15	6	16	11,023	7.44	39	148,229	6,190	4,833	56.16	43.84
1	16	15	6	16	11,021	7.44	40	148,229	5,965	5,056	54.12	45.88
5	14	15	5	16	11,017	7.43	41	148,229	5,915	5,102	53.69	46.31
2	20	15	6	15	11,016	7.43	42	148,229	5,945	5,071	53.97	46.03
10	9	15	6	15	11,014	7.43	43	148,229	5,766	5,248	52.35	47.65
4	7	15	3	17	11,009	7.43	44	148,229	6,191	4,818	56.24	43.76
8	19	15	4	16	11,003	7.42	45	148,229	5,873	5,130	53.38	46.62
10	9	15	6	16	11,003	7.42	46	148,229	5,853	5,150	53.19	46.81
4	30	15	5	16	11,000	7.42	47	148,229	5,987	5,013	54.43	45.57
8	15	15	7	11	10,998	7.42	48	148,229	5,346	5,652	48.61	51.39
4	17	15	6	14	10,993	7.42	49	148,229	5,670	5,323	51.58	48.42
6	12	15	6	12	10,993	7.42	50	148,229	5,828	5,165	53.02	46.98
8	8	15	7	12	10,992	7.42	51	148,229	5,663	5,329	51.52	48.48
2	13	15	6	16	10,991	7.41	52	148,229	6,288	4,703	57.21	42.79
5	20	15	4	17	10,988	7.41	53	148,229	5,951	5,037	54.16	45.84
7	11	15	7	12	10,976	7.40	54	148,229	5,540	5,436	50.47	49.53
7	25	15	7	13	10,976	7.40	55	148,229	5,639	5,337	51.38	48.62
6	15	15	2	17	10,970	7.40	56	148,229	6,042	4,928	55.08	44.92
5	19	15	3	17	10,968	7.40	57	148,229	6,038	4,930	55.05	44.95
6	4	15	5	16	10,965	7.40	58	148,229	5,834	5,131	53.21	46.79

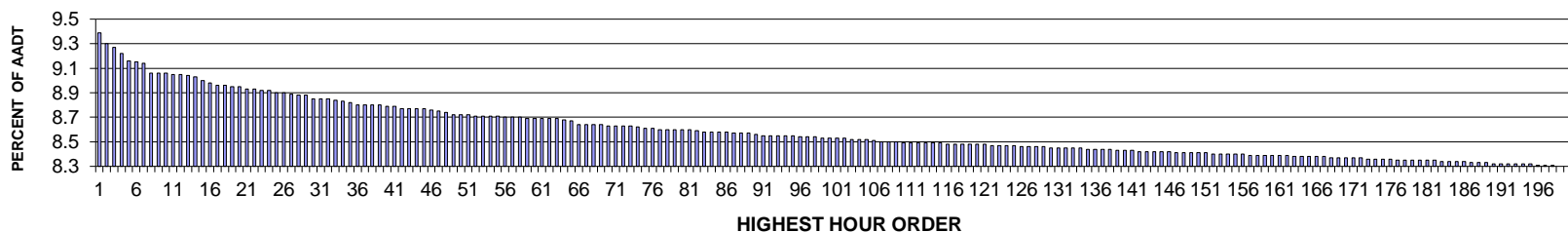
MO	DY	YR	DAY OF WK	HR	HR VOL	PERCENT OF AADT	HOUR NUMBER	AADT	NORTH VOLUME	SOUTH VOLUME	PERCENT NORTH IS OF TOTAL VOLUME	PERCENT SOUTH IS OF TOTAL VOLUME
10	9	15	6	14	10,958	7.39	59	148,229	5,616	5,342	51.25	48.75
7	15	15	4	17	10,951	7.39	60	148,229	6,017	4,934	54.94	45.06
10	8	15	5	17	10,948	7.39	61	148,229	6,115	4,833	55.85	44.15
8	5	15	4	17	10,946	7.38	62	148,229	5,849	5,097	53.44	46.56
8	15	15	7	12	10,943	7.38	63	148,229	5,818	5,125	53.17	46.83
5	1	15	6	14	10,938	7.38	64	148,229	5,522	5,416	50.48	49.52
3	26	15	5	16	10,932	7.38	65	148,229	5,996	4,936	54.85	45.15
3	19	15	5	17	10,931	7.37	66	148,229	5,963	4,968	54.55	45.45
9	10	15	5	17	10,927	7.37	67	148,229	6,149	4,778	56.27	43.73
7	22	15	4	17	10,922	7.37	68	148,229	5,948	4,974	54.46	45.54
12	31	15	5	13	10,920	7.37	69	148,229	5,732	5,188	52.49	47.51
6	25	15	5	17	10,917	7.36	70	148,229	5,965	4,952	54.64	45.36
4	7	15	3	16	10,915	7.36	71	148,229	6,050	4,865	55.43	44.57
8	27	15	5	17	10,915	7.36	72	148,229	5,988	4,927	54.86	45.14
2	13	15	6	13	10,914	7.36	73	148,229	5,484	5,430	50.25	49.75
5	15	15	6	13	10,910	7.36	74	148,229	5,542	5,368	50.80	49.20
11	6	15	6	15	10,910	7.36	75	148,229	5,697	5,213	52.22	47.78
5	21	15	5	16	10,908	7.36	76	148,229	5,907	5,001	54.15	45.85
4	9	15	5	17	10,906	7.36	77	148,229	5,872	5,034	53.84	46.16
3	11	15	4	17	10,905	7.36	78	148,229	6,105	4,800	55.98	44.02
4	21	15	3	17	10,905	7.36	79	148,229	6,133	4,772	56.24	43.76
4	3	15	6	15	10,903	7.36	80	148,229	5,662	5,241	51.93	48.07
4	2	15	5	17	10,902	7.35	81	148,229	5,934	4,968	54.43	45.57
9	1	15	3	17	10,900	7.35	82	148,229	6,041	4,859	55.42	44.58
5	6	15	4	17	10,899	7.35	83	148,229	6,009	4,890	55.13	44.87
9	16	15	4	17	10,898	7.35	84	148,229	6,078	4,820	55.77	44.23
10	15	15	5	17	10,894	7.35	85	148,229	5,947	4,947	54.59	45.41
3	27	15	6	14	10,892	7.35	86	148,229	5,629	5,263	51.68	48.32
3	6	15	6	15	10,891	7.35	87	148,229	5,644	5,247	51.82	48.18
4	16	15	5	17	10,890	7.35	88	148,229	5,865	5,025	53.86	46.14
8	9	15	1	12	10,890	7.35	89	148,229	5,630	5,260	51.70	48.30
4	9	15	5	16	10,886	7.34	90	148,229	5,794	5,092	53.22	46.78
4	8	15	4	17	10,884	7.34	91	148,229	6,212	4,672	57.07	42.93
6	3	15	4	16	10,884	7.34	92	148,229	5,865	5,019	53.89	46.11
1	21	15	4	17	10,879	7.34	93	148,229	6,197	4,682	56.96	43.04
11	4	15	4	17	10,876	7.34	94	148,229	6,118	4,758	56.25	43.75
2	18	15	4	17	10,872	7.33	95	148,229	6,152	4,720	56.59	43.41
7	8	15	4	16	10,871	7.33	96	148,229	5,741	5,130	52.81	47.19
7	12	15	1	13	10,868	7.33	97	148,229	5,741	5,127	52.82	47.18
2	10	15	3	17	10,865	7.33	98	148,229	6,152	4,713	56.62	43.38
3	18	15	4	17	10,865	7.33	99	148,229	6,124	4,741	56.36	43.64
6	27	15	7	12	10,865	7.33	100	148,229	5,384	5,481	49.55	50.45
9	24	15	5	17	10,861	7.33	101	148,229	5,923	4,938	54.53	45.47
10	15	15	5	16	10,861	7.33	102	148,229	5,912	4,949	54.43	45.57
1	30	15	6	15	10,859	7.33	103	148,229	5,772	5,087	53.15	46.85

MO	DY	YR	DAY OF WK	HR	HR VOL	PERCENT OF AADT	HOUR NUMBER	AADT	NORTH VOLUME	SOUTH VOLUME	PERCENT NORTH IS OF TOTAL VOLUME	PERCENT SOUTH IS OF TOTAL VOLUME
3	27	15	6	16	10,857	7.32	104	148,229	5,889	4,968	54.24	45.76
3	25	15	4	17	10,855	7.32	105	148,229	6,002	4,853	55.29	44.71
5	5	15	3	17	10,853	7.32	106	148,229	5,991	4,862	55.20	44.80
7	21	15	3	17	10,853	7.32	107	148,229	5,954	4,899	54.86	45.14
8	28	15	6	12	10,851	7.32	108	148,229	5,411	5,440	49.87	50.13
9	11	15	6	15	10,845	7.32	109	148,229	5,583	5,262	51.48	48.52
5	1	15	6	13	10,844	7.32	110	148,229	5,356	5,488	49.39	50.61
12	24	15	5	13	10,844	7.32	111	148,229	5,325	5,519	49.11	50.89
4	23	15	5	16	10,841	7.31	112	148,229	5,895	4,946	54.38	45.62
10	6	15	3	17	10,840	7.31	113	148,229	6,022	4,818	55.55	44.45
6	17	15	4	16	10,839	7.31	114	148,229	5,833	5,006	53.81	46.19
8	20	15	5	15	10,839	7.31	115	148,229	5,752	5,087	53.07	46.93
6	24	15	4	17	10,834	7.31	116	148,229	5,959	4,875	55.00	45.00
2	26	15	5	16	10,833	7.31	117	148,229	5,827	5,006	53.79	46.21
4	6	15	2	17	10,830	7.31	118	148,229	5,811	5,019	53.66	46.34
10	23	15	6	15	10,829	7.31	119	148,229	5,587	5,242	51.59	48.41
2	14	15	7	12	10,828	7.30	120	148,229	5,393	5,435	49.81	50.19
8	12	15	4	16	10,823	7.30	121	148,229	5,877	4,946	54.30	45.70
2	14	15	7	14	10,813	7.29	122	148,229	5,754	5,059	53.21	46.79
7	7	15	3	17	10,810	7.29	123	148,229	5,823	4,987	53.87	46.13
4	10	15	6	14	10,807	7.29	124	148,229	5,607	5,200	51.88	48.12
5	20	15	4	16	10,805	7.29	125	148,229	5,857	4,948	54.21	45.79
8	15	15	7	13	10,804	7.29	126	148,229	5,739	5,065	53.12	46.88
4	17	15	6	13	10,802	7.29	127	148,229	5,432	5,370	50.29	49.71
4	16	15	5	16	10,800	7.29	128	148,229	5,733	5,067	53.08	46.92
8	28	15	6	14	10,800	7.29	129	148,229	5,525	5,275	51.16	48.84
10	27	15	3	17	10,800	7.29	130	148,229	5,958	4,842	55.17	44.83
9	4	15	6	13	10,797	7.28	131	148,229	5,391	5,406	49.93	50.07
6	16	15	3	17	10,787	7.28	132	148,229	5,996	4,791	55.59	44.41
5	4	15	2	17	10,786	7.28	133	148,229	5,992	4,794	55.55	44.45
3	25	15	4	16	10,784	7.28	134	148,229	5,942	4,842	55.10	44.90
1	9	15	6	16	10,783	7.27	135	148,229	6,085	4,698	56.43	43.57
5	6	15	4	16	10,782	7.27	136	148,229	5,785	4,997	53.65	46.35
8	4	15	3	17	10,782	7.27	137	148,229	5,876	4,906	54.50	45.50
9	21	15	2	17	10,781	7.27	138	148,229	5,754	5,027	53.37	46.63
10	23	15	6	17	10,781	7.27	139	148,229	5,985	4,796	55.51	44.49
4	17	15	6	15	10,776	7.27	140	148,229	5,513	5,263	51.16	48.84
6	5	15	6	13	10,773	7.27	141	148,229	5,471	5,302	50.78	49.22
9	18	15	6	14	10,773	7.27	142	148,229	5,427	5,346	50.38	49.62
3	5	15	5	16	10,772	7.27	143	148,229	5,674	5,098	52.67	47.33
8	3	15	2	16	10,772	7.27	144	148,229	5,922	4,850	54.98	45.02
8	29	15	7	12	10,771	7.27	145	148,229	5,441	5,330	50.52	49.48
3	28	15	7	12	10,769	7.27	146	148,229	5,513	5,256	51.19	48.81
9	4	15	6	12	10,769	7.27	147	148,229	5,200	5,569	48.29	51.71
3	5	15	5	17	10,768	7.26	148	148,229	5,934	4,834	55.11	44.89

MO	DY	YR	DAY OF WK	HR	HR VOL	PERCENT OF AADT	HOUR NUMBER	AADT	NORTH VOLUME	SOUTH VOLUME	PERCENT NORTH IS OF TOTAL VOLUME	PERCENT SOUTH IS OF TOTAL VOLUME
9	3	15	5	16	10,768	7.26	149	148,229	5,997	4,771	55.69	44.31
9	14	15	2	17	10,767	7.26	150	148,229	6,064	4,703	56.32	43.68
9	30	15	4	17	10,765	7.26	151	148,229	5,857	4,908	54.41	45.59
7	25	15	7	11	10,762	7.26	152	148,229	5,434	5,328	50.49	49.51
6	25	15	5	16	10,761	7.26	153	148,229	5,640	5,121	52.41	47.59
6	23	15	3	17	10,760	7.26	154	148,229	5,942	4,818	55.22	44.78
2	12	15	5	17	10,759	7.26	155	148,229	6,106	4,653	56.75	43.25
4	22	15	4	17	10,759	7.26	156	148,229	5,996	4,763	55.73	44.27
5	16	15	7	16	10,757	7.26	157	148,229	5,714	5,043	53.12	46.88
9	13	15	1	15	10,756	7.26	158	148,229	5,712	5,044	53.11	46.89
5	27	15	4	17	10,754	7.25	159	148,229	6,060	4,694	56.35	43.65
11	5	15	5	17	10,753	7.25	160	148,229	6,011	4,742	55.90	44.10
6	2	15	3	17	10,751	7.25	161	148,229	6,098	4,653	56.72	43.28
9	15	15	3	16	10,751	7.25	162	148,229	5,839	4,912	54.31	45.69
3	13	15	6	14	10,747	7.25	163	148,229	5,505	5,242	51.22	48.78
10	30	15	6	16	10,747	7.25	164	148,229	5,980	4,767	55.64	44.36
4	17	15	6	16	10,744	7.25	165	148,229	5,884	4,860	54.77	45.23
3	6	15	6	14	10,740	7.25	166	148,229	5,518	5,222	51.38	48.62
7	27	15	2	17	10,739	7.24	167	148,229	5,732	5,007	53.38	46.62
5	11	15	2	17	10,737	7.24	168	148,229	5,824	4,913	54.24	45.76
7	1	15	4	16	10,737	7.24	169	148,229	5,633	5,104	52.46	47.54
7	11	15	7	16	10,737	7.24	170	148,229	5,693	5,044	53.02	46.98
5	8	15	6	16	10,734	7.24	171	148,229	5,983	4,751	55.74	44.26
8	27	15	5	16	10,733	7.24	172	148,229	5,753	4,980	53.60	46.40
6	12	15	6	13	10,730	7.24	173	148,229	5,522	5,208	51.46	48.54
7	23	15	5	15	10,730	7.24	174	148,229	5,463	5,267	50.91	49.09
6	5	15	6	14	10,727	7.24	175	148,229	5,434	5,293	50.66	49.34
3	13	15	6	17	10,726	7.24	176	148,229	5,938	4,788	55.36	44.64
8	31	15	2	17	10,725	7.24	177	148,229	5,818	4,907	54.25	45.75
7	22	15	4	16	10,722	7.23	178	148,229	5,769	4,953	53.81	46.19
5	9	15	7	13	10,720	7.23	179	148,229	5,446	5,274	50.80	49.20
7	10	15	6	12	10,720	7.23	180	148,229	5,499	5,221	51.30	48.70
12	26	15	7	13	10,717	7.23	181	148,229	5,434	5,283	50.70	49.30
6	11	15	5	17	10,714	7.23	182	148,229	5,845	4,869	54.55	45.45
12	26	15	7	12	10,714	7.23	183	148,229	5,127	5,587	47.85	52.15
4	30	15	5	17	10,712	7.23	184	148,229	5,719	4,993	53.39	46.61
10	2	15	6	13	10,712	7.23	185	148,229	5,316	5,396	49.63	50.37
5	16	15	7	13	10,710	7.23	186	148,229	5,629	5,081	52.56	47.44
6	20	15	7	12	10,704	7.22	187	148,229	5,753	4,951	53.75	46.25
10	23	15	6	14	10,704	7.22	188	148,229	5,360	5,344	50.07	49.93
8	17	15	2	16	10,702	7.22	189	148,229	5,789	4,913	54.09	45.91
10	22	15	5	16	10,702	7.22	190	148,229	5,690	5,012	53.17	46.83
8	10	15	2	17	10,698	7.22	191	148,229	5,833	4,865	54.52	45.48
5	19	15	3	16	10,697	7.22	192	148,229	5,668	5,029	52.99	47.01
2	18	15	4	16	10,696	7.22	193	148,229	5,780	4,916	54.04	45.96

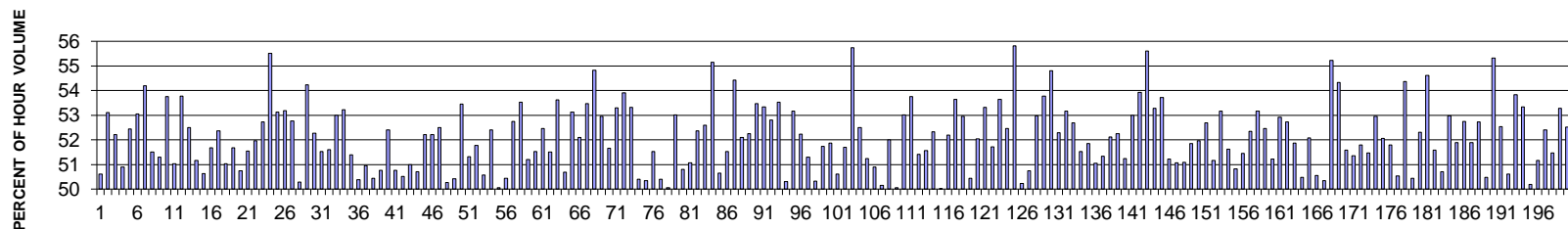
MO	DY	YR	DAY OF WK	HR	HR VOL	PERCENT OF AADT	HOUR NUMBER	AADT	NORTH VOLUME	SOUTH VOLUME	PERCENT NORTH IS OF TOTAL VOLUME	PERCENT SOUTH IS OF TOTAL VOLUME
7	9	15	5	17	10,696	7.22	194	148,229	6,136	4,560	57.37	42.63
6	9	15	3	17	10,695	7.22	195	148,229	5,933	4,762	55.47	44.53
10	20	15	3	17	10,695	7.22	196	148,229	5,914	4,781	55.30	44.70
4	12	15	1	17	10,694	7.21	197	148,229	6,120	4,574	57.23	42.77
5	15	15	6	14	10,694	7.21	198	148,229	5,618	5,076	52.53	47.47
9	8	15	3	17	10,694	7.21	199	148,229	6,018	4,676	56.27	43.73
9	12	15	7	12	10,691	7.21	200	148,229	5,471	5,220	51.17	48.83

**SR 005 MP 226.96 MOUNT VERNON ADC SITE R093
K FOR PEAK 200 HOURS OF 2015**



AADT= 70955 K 30 FACTOR= 8.81 K 100 FACTOR= 8.49 K 200 FACTOR= 8.26 D 30 FACTOR= 52.27

**SR 005 MP 226.96 MOUNT VERNON ADC SITE R093
D % IN THE PEAK 200 HOURS OF 2015**



MO	DY	YR	DAY OF WK	HR	HR VOL	PERCENT OF AADT	HOUR NUMBER	AADT	NORTH VOLUME	SOUTH VOLUME	PERCENT NORTH IS OF TOTAL VOLUME	PERCENT SOUTH IS OF TOTAL VOLUME	
	8	21	15	6	17	6,632	9.35	1	70,955	3,356	3,276	50.60	49.40
	4	10	15	6	17	6,570	9.26	2	70,955	3,489	3,081	53.11	46.89
	5	15	15	6	17	6,549	9.23	3	70,955	3,420	3,129	52.22	47.78
	7	25	15	7	12	6,512	9.18	4	70,955	3,198	3,314	49.11	50.89
	8	28	15	6	17	6,474	9.12	5	70,955	3,395	3,079	52.44	47.56
	4	17	15	6	17	6,464	9.11	6	70,955	3,429	3,035	53.05	46.95
	5	22	15	6	17	6,456	9.10	7	70,955	3,499	2,957	54.20	45.80
	5	15	15	6	16	6,403	9.02	8	70,955	3,298	3,105	51.51	48.49
	7	24	15	6	18	6,402	9.02	9	70,955	3,284	3,118	51.30	48.70
	10	9	15	6	17	6,399	9.02	10	70,955	3,440	2,959	53.76	46.24
	5	8	15	6	17	6,395	9.01	11	70,955	3,263	3,132	51.02	48.98
	9	18	15	6	17	6,393	9.01	12	70,955	3,438	2,955	53.78	46.22
	2	13	15	6	17	6,387	9.00	13	70,955	3,353	3,034	52.50	47.50
	7	17	15	6	17	6,379	8.99	14	70,955	3,264	3,115	51.17	48.83

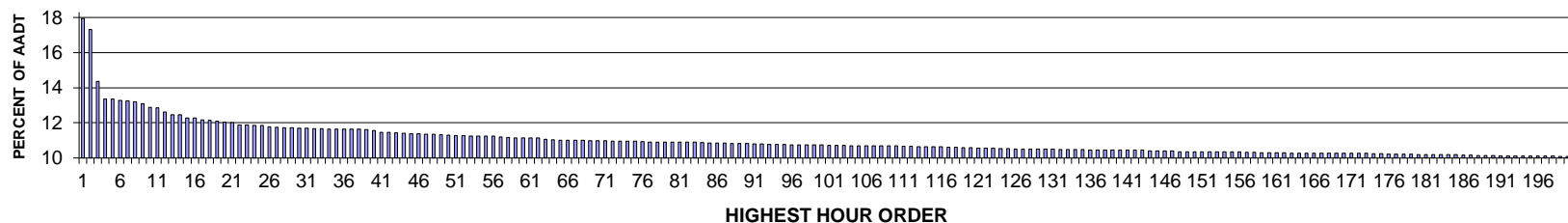
MO	DY	YR	DAY OF WK	HR	HR VOL	PERCENT OF AADT	HOUR NUMBER	AADT	NORTH VOLUME	SOUTH VOLUME	PERCENT NORTH IS OF TOTAL VOLUME	PERCENT SOUTH IS OF TOTAL VOLUME
7	31	15	6	17	6,361	8.96	15	70,955	3,220	3,141	50.62	49.38
10	2	15	6	17	6,343	8.94	16	70,955	3,278	3,065	51.68	48.32
5	1	15	6	17	6,329	8.92	17	70,955	3,314	3,015	52.36	47.64
7	24	15	6	17	6,328	8.92	18	70,955	3,229	3,099	51.03	48.97
7	24	15	6	13	6,323	8.91	19	70,955	3,056	3,267	48.33	51.67
7	24	15	6	16	6,319	8.91	20	70,955	3,206	3,113	50.74	49.26
3	13	15	6	17	6,310	8.89	21	70,955	3,252	3,058	51.54	48.46
3	27	15	6	18	6,305	8.89	22	70,955	3,276	3,029	51.96	48.04
10	23	15	6	17	6,301	8.88	23	70,955	3,322	2,979	52.72	47.28
5	22	15	6	16	6,300	8.88	24	70,955	3,498	2,802	55.52	44.48
8	21	15	6	13	6,289	8.86	25	70,955	3,341	2,948	53.12	46.88
8	15	15	7	13	6,286	8.86	26	70,955	3,343	2,943	53.18	46.82
7	10	15	6	17	6,281	8.85	27	70,955	3,314	2,967	52.76	47.24
8	7	15	6	16	6,273	8.84	28	70,955	3,118	3,155	49.71	50.29
9	18	15	6	16	6,271	8.84	29	70,955	3,401	2,870	54.23	45.77
6	5	15	6	17	6,254	8.81	30	70,955	3,269	2,985	52.27	47.73
8	21	15	6	16	6,253	8.81	31	70,955	3,222	3,031	51.53	48.47
6	12	15	6	14	6,252	8.81	32	70,955	3,226	3,026	51.60	48.40
2	13	15	6	16	6,246	8.80	33	70,955	3,310	2,936	52.99	47.01
7	10	15	6	18	6,235	8.79	34	70,955	3,318	2,917	53.22	46.78
2	13	15	6	18	6,227	8.78	35	70,955	3,200	3,027	51.39	48.61
4	17	15	6	16	6,219	8.76	36	70,955	3,086	3,133	49.62	50.38
5	8	15	6	16	6,217	8.76	37	70,955	3,168	3,049	50.96	49.04
8	6	15	5	17	6,217	8.76	38	70,955	3,135	3,082	50.43	49.57
2	20	15	6	17	6,215	8.76	39	70,955	3,155	3,060	50.76	49.24
7	17	15	6	16	6,211	8.75	40	70,955	3,255	2,956	52.41	47.59
10	16	15	6	17	6,209	8.75	41	70,955	3,152	3,057	50.77	49.23
7	17	15	6	15	6,195	8.73	42	70,955	3,130	3,065	50.52	49.48
8	21	15	6	15	6,195	8.73	43	70,955	3,159	3,036	50.99	49.01
7	31	15	6	18	6,194	8.73	44	70,955	3,141	3,053	50.71	49.29
8	15	15	7	12	6,192	8.73	45	70,955	3,233	2,959	52.21	47.79
7	24	15	6	14	6,189	8.72	46	70,955	2,958	3,231	47.79	52.21
9	19	15	7	13	6,180	8.71	47	70,955	3,244	2,936	52.49	47.51
7	31	15	6	16	6,173	8.70	48	70,955	3,103	3,070	50.27	49.73
7	10	15	6	15	6,162	8.68	49	70,955	3,107	3,055	50.42	49.58
6	26	15	6	17	6,159	8.68	50	70,955	3,292	2,867	53.45	46.55
7	10	15	6	16	6,157	8.68	51	70,955	3,160	2,997	51.32	48.68
8	15	15	7	14	6,155	8.67	52	70,955	3,187	2,968	51.78	48.22
7	31	15	6	14	6,154	8.67	53	70,955	3,042	3,112	49.43	50.57
5	8	15	6	18	6,153	8.67	54	70,955	3,225	2,928	52.41	47.59
6	12	15	6	15	6,152	8.67	55	70,955	3,073	3,079	49.95	50.05
7	26	15	1	13	6,146	8.66	56	70,955	3,100	3,046	50.44	49.56
9	11	15	6	16	6,146	8.66	57	70,955	3,242	2,904	52.75	47.25
9	18	15	6	18	6,144	8.66	58	70,955	3,289	2,855	53.53	46.47
8	7	15	6	14	6,141	8.65	59	70,955	3,144	2,997	51.20	48.80
8	15	15	7	15	6,138	8.65	60	70,955	3,163	2,975	51.53	48.47
4	17	15	6	18	6,135	8.65	61	70,955	3,218	2,917	52.45	47.55
5	15	15	6	18	6,135	8.65	62	70,955	3,160	2,975	51.51	48.49
8	28	15	6	16	6,135	8.65	63	70,955	3,290	2,845	53.63	46.37

MO	DY	YR	DAY OF WK	HR	HR VOL	PERCENT OF AADT	HOUR NUMBER	AADT	NORTH VOLUME	SOUTH VOLUME	PERCENT NORTH IS OF TOTAL VOLUME	PERCENT SOUTH IS OF TOTAL VOLUME
7	31	15	6	15	6,131	8.64	64	70,955	3,023	3,108	49.31	50.69
5	29	15	6	17	6,126	8.63	65	70,955	3,255	2,871	53.13	46.87
8	13	15	5	17	6,104	8.60	66	70,955	3,180	2,924	52.10	47.90
8	16	15	1	12	6,104	8.60	67	70,955	2,840	3,264	46.53	53.47
5	22	15	6	18	6,100	8.60	68	70,955	3,344	2,756	54.82	45.18
7	17	15	6	18	6,099	8.60	69	70,955	3,230	2,869	52.96	47.04
4	10	15	6	16	6,097	8.59	70	70,955	3,150	2,947	51.66	48.34
5	1	15	6	18	6,097	8.59	71	70,955	3,249	2,848	53.29	46.71
5	29	15	6	16	6,093	8.59	72	70,955	3,284	2,809	53.90	46.10
6	26	15	6	18	6,093	8.59	73	70,955	3,249	2,844	53.32	46.68
8	21	15	6	14	6,088	8.58	74	70,955	3,068	3,020	50.39	49.61
8	15	15	7	16	6,082	8.57	75	70,955	3,062	3,020	50.35	49.65
8	1	15	7	17	6,078	8.57	76	70,955	2,946	3,132	48.47	51.53
7	17	15	6	14	6,077	8.56	77	70,955	3,063	3,014	50.40	49.60
2	20	15	6	18	6,076	8.56	78	70,955	3,035	3,041	49.95	50.05
8	1	15	7	16	6,075	8.56	79	70,955	2,854	3,221	46.98	53.02
6	12	15	6	16	6,071	8.56	80	70,955	2,987	3,084	49.20	50.80
7	26	15	1	14	6,071	8.56	81	70,955	2,971	3,100	48.94	51.06
7	25	15	7	11	6,065	8.55	82	70,955	2,889	3,176	47.63	52.37
12	11	15	6	17	6,063	8.54	83	70,955	3,189	2,874	52.60	47.40
6	27	15	7	12	6,060	8.54	84	70,955	3,342	2,718	55.15	44.85
8	22	15	7	16	6,059	8.54	85	70,955	3,069	2,990	50.65	49.35
7	31	15	6	13	6,057	8.54	86	70,955	3,121	2,936	51.53	48.47
8	23	15	1	14	6,056	8.53	87	70,955	2,760	3,296	45.57	54.43
8	20	15	5	17	6,055	8.53	88	70,955	3,154	2,901	52.09	47.91
12	30	15	4	17	6,052	8.53	89	70,955	3,162	2,890	52.25	47.75
12	4	15	6	17	6,045	8.52	90	70,955	3,232	2,813	53.47	46.53
3	20	15	6	17	6,041	8.51	91	70,955	3,222	2,819	53.34	46.66
8	2	15	1	13	6,040	8.51	92	70,955	2,851	3,189	47.20	52.80
4	24	15	6	17	6,038	8.51	93	70,955	3,232	2,806	53.53	46.47
8	7	15	6	15	6,037	8.51	94	70,955	3,037	3,000	50.31	49.69
11	25	15	4	17	6,037	8.51	95	70,955	3,209	2,828	53.16	46.84
9	26	15	7	12	6,031	8.50	96	70,955	3,150	2,881	52.23	47.77
8	1	15	7	13	6,029	8.50	97	70,955	3,092	2,937	51.29	48.71
8	1	15	7	15	6,028	8.50	98	70,955	2,994	3,034	49.67	50.33
8	14	15	6	13	6,024	8.49	99	70,955	3,117	2,907	51.74	48.26
7	24	15	6	15	6,023	8.49	100	70,955	2,899	3,124	48.13	51.87
10	2	15	6	16	6,022	8.49	101	70,955	3,047	2,975	50.60	49.40
1	16	15	6	17	6,021	8.49	102	70,955	3,113	2,908	51.70	48.30
7	5	15	1	13	6,018	8.48	103	70,955	2,664	3,354	44.27	55.73
12	18	15	6	17	6,018	8.48	104	70,955	3,159	2,859	52.49	47.51
8	1	15	7	12	6,017	8.48	105	70,955	3,083	2,934	51.24	48.76
12	31	15	5	16	6,009	8.47	106	70,955	3,058	2,951	50.89	49.11
8	15	15	7	17	6,005	8.46	107	70,955	2,993	3,012	49.84	50.16
4	10	15	6	18	6,004	8.46	108	70,955	3,122	2,882	52.00	48.00
1	30	15	6	17	6,000	8.46	109	70,955	2,997	3,003	49.95	50.05
7	2	15	5	18	5,999	8.45	110	70,955	3,180	2,819	53.01	46.99
3	27	15	6	16	5,997	8.45	111	70,955	3,224	2,773	53.76	46.24
7	10	15	6	14	5,995	8.45	112	70,955	3,082	2,913	51.41	48.59

MO	DY	YR	DAY OF WK	HR	HR VOL	PERCENT OF AADT	HOUR NUMBER	AADT	NORTH VOLUME	SOUTH VOLUME	PERCENT NORTH IS OF TOTAL VOLUME	PERCENT SOUTH IS OF TOTAL VOLUME
7	16	15	5	17	5,995	8.45	113	70,955	3,091	2,904	51.56	48.44
10	9	15	6	16	5,994	8.45	114	70,955	3,136	2,858	52.32	47.68
8	22	15	7	14	5,993	8.45	115	70,955	2,997	2,996	50.01	49.99
6	26	15	6	16	5,992	8.44	116	70,955	3,128	2,864	52.20	47.80
8	22	15	7	12	5,992	8.44	117	70,955	3,215	2,777	53.65	46.35
6	5	15	6	16	5,990	8.44	118	70,955	3,172	2,818	52.95	47.05
4	10	15	6	15	5,988	8.44	119	70,955	3,020	2,968	50.43	49.57
4	24	15	6	16	5,988	8.44	120	70,955	3,116	2,872	52.04	47.96
8	3	15	2	17	5,986	8.44	121	70,955	3,191	2,795	53.31	46.69
6	19	15	6	18	5,985	8.43	122	70,955	3,095	2,890	51.71	48.29
10	30	15	6	17	5,982	8.43	123	70,955	3,209	2,773	53.64	46.36
3	13	15	6	18	5,981	8.43	124	70,955	3,137	2,844	52.45	47.55
5	16	15	7	15	5,979	8.43	125	70,955	2,642	3,337	44.19	55.81
8	14	15	6	15	5,977	8.42	126	70,955	2,975	3,002	49.77	50.23
8	14	15	6	16	5,976	8.42	127	70,955	2,943	3,033	49.25	50.75
5	21	15	5	17	5,973	8.42	128	70,955	3,164	2,809	52.97	47.03
6	13	15	7	12	5,973	8.42	129	70,955	3,212	2,761	53.78	46.22
8	22	15	7	11	5,970	8.41	130	70,955	3,272	2,698	54.81	45.19
10	16	15	6	16	5,970	8.41	131	70,955	3,122	2,848	52.29	47.71
10	23	15	6	18	5,969	8.41	132	70,955	3,174	2,795	53.17	46.83
8	7	15	6	13	5,967	8.41	133	70,955	3,144	2,823	52.69	47.31
12	28	15	2	17	5,965	8.41	134	70,955	3,074	2,891	51.53	48.47
4	24	15	6	18	5,958	8.40	135	70,955	3,089	2,869	51.85	48.15
7	6	15	2	17	5,957	8.40	136	70,955	2,916	3,041	48.95	51.05
7	19	15	1	13	5,957	8.40	137	70,955	2,899	3,058	48.67	51.33
8	28	15	6	18	5,957	8.40	138	70,955	3,105	2,852	52.12	47.88
8	8	15	7	12	5,956	8.39	139	70,955	3,112	2,844	52.25	47.75
10	16	15	6	18	5,955	8.39	140	70,955	3,051	2,904	51.23	48.77
3	27	15	6	17	5,953	8.39	141	70,955	3,155	2,798	53.00	47.00
5	16	15	7	16	5,948	8.38	142	70,955	2,740	3,208	46.07	53.93
7	19	15	1	14	5,947	8.38	143	70,955	2,640	3,307	44.39	55.61
5	22	15	6	15	5,946	8.38	144	70,955	3,168	2,778	53.28	46.72
8	22	15	7	13	5,946	8.38	145	70,955	3,194	2,752	53.72	46.28
12	30	15	4	16	5,946	8.38	146	70,955	3,045	2,901	51.21	48.79
7	26	15	1	16	5,941	8.37	147	70,955	3,034	2,907	51.07	48.93
6	11	15	5	17	5,938	8.37	148	70,955	3,033	2,905	51.08	48.92
8	28	15	6	15	5,937	8.37	149	70,955	3,078	2,859	51.84	48.16
10	23	15	6	16	5,937	8.37	150	70,955	3,085	2,852	51.96	48.04
3	6	15	6	17	5,936	8.37	151	70,955	3,127	2,809	52.68	47.32
4	9	15	5	17	5,935	8.36	152	70,955	3,037	2,898	51.17	48.83
7	19	15	1	16	5,935	8.36	153	70,955	2,780	3,155	46.84	53.16
3	20	15	6	16	5,932	8.36	154	70,955	3,062	2,870	51.62	48.38
5	15	15	6	15	5,931	8.36	155	70,955	2,917	3,014	49.18	50.82
8	10	15	2	17	5,929	8.36	156	70,955	3,050	2,879	51.44	48.56
12	31	15	5	17	5,927	8.35	157	70,955	3,103	2,824	52.35	47.65
8	2	15	1	14	5,926	8.35	158	70,955	2,775	3,151	46.83	53.17
3	20	15	6	18	5,925	8.35	159	70,955	3,108	2,817	52.46	47.54
6	19	15	6	15	5,925	8.35	160	70,955	3,035	2,890	51.22	48.78
8	21	15	6	18	5,924	8.35	161	70,955	3,135	2,789	52.92	47.08

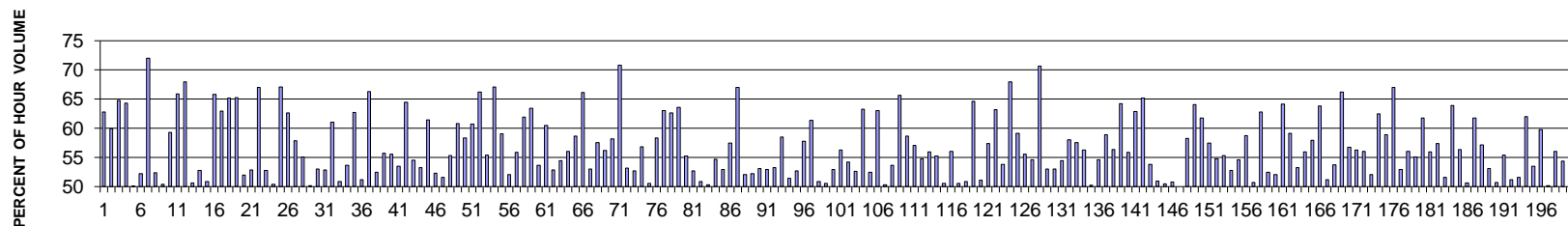
MO	DY	YR	DAY OF WK	HR	HR VOL	PERCENT OF AADT	HOUR NUMBER	AADT	NORTH VOLUME	SOUTH VOLUME	PERCENT NORTH IS OF TOTAL VOLUME	PERCENT SOUTH IS OF TOTAL VOLUME
5	22	15	6	14	5,923	8.35	162	70,955	3,123	2,800	52.73	47.27
6	27	15	7	13	5,919	8.34	163	70,955	3,070	2,849	51.87	48.13
8	9	15	1	12	5,917	8.34	164	70,955	2,930	2,987	49.52	50.48
9	18	15	6	15	5,917	8.34	165	70,955	3,081	2,836	52.07	47.93
8	8	15	7	14	5,916	8.34	166	70,955	2,925	2,991	49.44	50.56
8	22	15	7	15	5,916	8.34	167	70,955	2,979	2,937	50.35	49.65
9	12	15	7	12	5,913	8.33	168	70,955	3,265	2,648	55.22	44.78
6	12	15	6	18	5,912	8.33	169	70,955	3,212	2,700	54.33	45.67
5	9	15	7	12	5,911	8.33	170	70,955	3,049	2,862	51.58	48.42
8	27	15	5	17	5,910	8.33	171	70,955	3,035	2,875	51.35	48.65
7	30	15	5	18	5,908	8.33	172	70,955	3,060	2,848	51.79	48.21
9	12	15	7	13	5,905	8.32	173	70,955	3,039	2,866	51.46	48.54
8	7	15	6	17	5,901	8.32	174	70,955	3,125	2,776	52.96	47.04
8	28	15	6	13	5,901	8.32	175	70,955	3,072	2,829	52.06	47.94
11	20	15	6	16	5,900	8.32	176	70,955	3,056	2,844	51.80	48.20
6	19	15	6	14	5,897	8.31	177	70,955	2,980	2,917	50.53	49.47
7	31	15	6	12	5,895	8.31	178	70,955	3,205	2,690	54.37	45.63
8	14	15	6	18	5,895	8.31	179	70,955	2,973	2,922	50.43	49.57
2	6	15	6	17	5,894	8.31	180	70,955	3,083	2,811	52.31	47.69
6	27	15	7	11	5,894	8.31	181	70,955	3,219	2,675	54.61	45.39
8	13	15	5	18	5,893	8.31	182	70,955	3,040	2,853	51.59	48.41
5	16	15	7	12	5,892	8.30	183	70,955	2,905	2,987	49.30	50.70
7	17	15	6	13	5,891	8.30	184	70,955	3,121	2,770	52.98	47.02
5	1	15	6	16	5,889	8.30	185	70,955	3,055	2,834	51.88	48.12
8	15	15	7	11	5,888	8.30	186	70,955	3,106	2,782	52.75	47.25
8	8	15	7	11	5,885	8.29	187	70,955	3,053	2,832	51.88	48.12
3	13	15	6	16	5,881	8.29	188	70,955	3,101	2,780	52.73	47.27
7	25	15	7	15	5,879	8.29	189	70,955	2,967	2,912	50.47	49.53
4	7	15	3	17	5,878	8.28	190	70,955	3,252	2,626	55.32	44.68
6	25	15	5	17	5,876	8.28	191	70,955	3,087	2,789	52.54	47.46
8	28	15	6	14	5,876	8.28	192	70,955	2,974	2,902	50.61	49.39
7	25	15	7	13	5,875	8.28	193	70,955	3,163	2,712	53.84	46.16
8	23	15	1	13	5,875	8.28	194	70,955	2,742	3,133	46.67	53.33
7	25	15	7	16	5,874	8.28	195	70,955	2,948	2,926	50.19	49.81
1	16	15	6	16	5,868	8.27	196	70,955	3,002	2,866	51.16	48.84
7	30	15	5	17	5,866	8.27	197	70,955	3,074	2,792	52.40	47.60
2	20	15	6	16	5,865	8.27	198	70,955	2,846	3,019	48.53	51.47
11	20	15	6	17	5,863	8.26	199	70,955	3,123	2,740	53.27	46.73
6	5	15	6	18	5,862	8.26	200	70,955	3,079	2,783	52.52	47.48

**SR 104 MP 19.48 PORT GAMBLE ADC SITE R095
K FOR PEAK 200 HOURS OF 2015**



AADT= 5549 K 30 FACTOR= 11.39 K 100 FACTOR= 10.45 K 200 FACTOR= 9.79 D 30 FACTOR= 53.01

**SR 104 MP 19.48 PORT GAMBLE ADC SITE R095
D % IN THE PEAK 200 HOURS OF 2015**



MO	DY	YR	DAY OF WK	HR	HR VOL	PERCENT OF AADT	HOUR NUMBER	AADT	EAST VOLUME	WEST VOLUME	PERCENT EAST IS OF TOTAL VOLUME	PERCENT WEST IS OF TOTAL VOLUME
8	29	15	7	16	980	17.66	1	5,549	615	365	62.76	37.24
8	29	15	7	17	944	17.01	2	5,549	566	378	59.96	40.04
7	3	15	6	14	780	14.06	3	5,549	275	505	35.26	64.74
7	3	15	6	16	725	13.07	4	5,549	259	466	35.72	64.28
7	5	15	1	12	725	13.07	5	5,549	363	362	50.07	49.93
8	2	15	1	12	720	12.98	6	5,549	376	344	52.22	47.78
7	18	15	7	13	718	12.94	7	5,549	201	517	27.99	72.01
7	19	15	1	12	716	12.90	8	5,549	341	375	47.63	52.37
7	19	15	1	13	710	12.80	9	5,549	358	352	50.42	49.58
7	18	15	7	16	698	12.58	10	5,549	284	414	40.69	59.31
7	3	15	6	15	697	12.56	11	5,549	238	459	34.15	65.85
7	18	15	7	14	683	12.31	12	5,549	219	464	32.06	67.94
7	18	15	7	17	675	12.16	13	5,549	342	333	50.67	49.33

MO	DY	YR	DAY OF WK	HR	HR VOL	PERCENT OF AADT	HOUR NUMBER	AADT	EAST VOLUME	WEST VOLUME	PERCENT EAST IS OF TOTAL VOLUME	PERCENT WEST IS OF TOTAL VOLUME
8	9	15	1	13	675	12.16	14	5,549	356	319	52.74	47.26
7	5	15	1	13	665	11.98	15	5,549	327	338	49.17	50.83
6	7	15	1	14	664	11.97	16	5,549	437	227	65.81	34.19
7	31	15	6	16	658	11.86	17	5,549	244	414	37.08	62.92
6	7	15	1	15	657	11.84	18	5,549	428	229	65.14	34.86
7	18	15	7	15	654	11.79	19	5,549	227	427	34.71	65.29
6	6	15	7	15	652	11.75	20	5,549	313	339	48.01	51.99
8	9	15	1	12	649	11.70	21	5,549	306	343	47.15	52.85
6	6	15	7	12	642	11.57	22	5,549	212	430	33.02	66.98
6	7	15	1	12	642	11.57	23	5,549	303	339	47.20	52.80
7	12	15	1	12	641	11.55	24	5,549	323	318	50.39	49.61
8	1	15	7	12	641	11.55	25	5,549	211	430	32.92	67.08
8	21	15	6	17	637	11.48	26	5,549	238	399	37.36	62.64
7	5	15	1	14	636	11.46	27	5,549	268	368	42.14	57.86
6	7	15	1	13	634	11.43	28	5,549	349	285	55.05	44.95
7	17	15	6	17	634	11.43	29	5,549	316	318	49.84	50.16
5	10	15	1	12	632	11.39	30	5,549	297	335	46.99	53.01
8	23	15	1	12	632	11.39	31	5,549	334	298	52.85	47.15
6	6	15	7	17	631	11.37	32	5,549	385	246	61.01	38.99
7	26	15	1	12	631	11.37	33	5,549	310	321	49.13	50.87
6	28	15	1	12	630	11.35	34	5,549	338	292	53.65	46.35
7	4	15	7	14	630	11.35	35	5,549	235	395	37.30	62.70
7	17	15	6	16	629	11.34	36	5,549	307	322	48.81	51.19
7	18	15	7	12	629	11.34	37	5,549	212	417	33.70	66.30
8	16	15	1	12	629	11.34	38	5,549	299	330	47.54	52.46
7	3	15	6	17	628	11.32	39	5,549	278	350	44.27	55.73
8	23	15	1	13	625	11.26	40	5,549	278	347	44.48	55.52
6	21	15	1	12	619	11.16	41	5,549	331	288	53.47	46.53
8	1	15	7	13	619	11.16	42	5,549	220	399	35.54	64.46
8	8	15	7	14	618	11.14	43	5,549	281	337	45.47	54.53
6	6	15	7	16	616	11.10	44	5,549	328	288	53.25	46.75
8	8	15	7	17	615	11.08	45	5,549	378	237	61.46	38.54
8	29	15	7	18	614	11.07	46	5,549	293	321	47.72	52.28
5	9	15	7	15	613	11.05	47	5,549	316	297	51.55	48.45
7	4	15	7	15	613	11.05	48	5,549	274	339	44.70	55.30
9	24	15	5	10	612	11.03	49	5,549	372	240	60.78	39.22
7	2	15	5	17	610	10.99	50	5,549	254	356	41.64	58.36
2	15	15	1	16	609	10.97	51	5,549	370	239	60.76	39.24
8	22	15	7	12	609	10.97	52	5,549	206	403	33.83	66.17
5	9	15	7	16	608	10.96	53	5,549	337	271	55.43	44.57
7	3	15	6	12	608	10.96	54	5,549	200	408	32.89	67.11
7	25	15	7	12	608	10.96	55	5,549	249	359	40.95	59.05
5	3	15	1	12	607	10.94	56	5,549	291	316	47.94	52.06
7	5	15	1	16	605	10.90	57	5,549	338	267	55.87	44.13
7	26	15	1	15	604	10.88	58	5,549	374	230	61.92	38.08

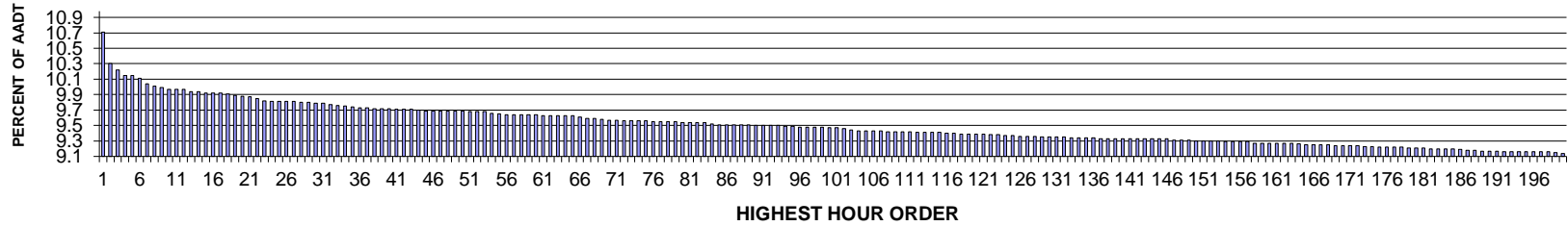
MO	DY	YR	DAY OF WK	HR	HR VOL	PERCENT OF AADT	HOUR NUMBER	AADT	EAST VOLUME	WEST VOLUME	PERCENT EAST IS OF TOTAL VOLUME	PERCENT WEST IS OF TOTAL VOLUME
5	25	15	2	12	602	10.85	59	5,549	382	220	63.46	36.54
6	14	15	1	12	602	10.85	60	5,549	323	279	53.65	46.35
7	26	15	1	14	602	10.85	61	5,549	364	238	60.47	39.53
8	9	15	1	16	602	10.85	62	5,549	318	284	52.82	47.18
7	5	15	1	15	597	10.76	63	5,549	325	272	54.44	45.56
6	21	15	1	16	596	10.74	64	5,549	334	262	56.04	43.96
8	9	15	1	15	595	10.72	65	5,549	349	246	58.66	41.34
6	7	15	1	17	594	10.70	66	5,549	393	201	66.16	33.84
8	1	15	7	17	594	10.70	67	5,549	315	279	53.03	46.97
10	4	15	1	16	594	10.70	68	5,549	342	252	57.58	42.42
6	6	15	7	14	593	10.69	69	5,549	260	333	43.84	56.16
8	1	15	7	11	593	10.69	70	5,549	248	345	41.82	58.18
8	16	15	1	18	593	10.69	71	5,549	420	173	70.83	29.17
8	1	15	7	15	592	10.67	72	5,549	277	315	46.79	53.21
11	28	15	7	12	592	10.67	73	5,549	280	312	47.30	52.70
5	30	15	7	15	591	10.65	74	5,549	336	255	56.85	43.15
10	4	15	1	12	591	10.65	75	5,549	299	292	50.59	49.41
7	5	15	1	11	590	10.63	76	5,549	344	246	58.31	41.69
7	2	15	5	12	589	10.61	77	5,549	218	371	37.01	62.99
8	8	15	7	13	589	10.61	78	5,549	220	369	37.35	62.65
5	9	15	7	12	588	10.60	79	5,549	214	374	36.39	63.61
6	14	15	1	13	588	10.60	80	5,549	325	263	55.27	44.73
6	20	15	7	12	588	10.60	81	5,549	278	310	47.28	52.72
7	4	15	7	16	588	10.60	82	5,549	299	289	50.85	49.15
8	8	15	7	16	588	10.60	83	5,549	296	292	50.34	49.66
11	27	15	6	12	587	10.58	84	5,549	266	321	45.32	54.68
6	25	15	5	17	586	10.56	85	5,549	310	276	52.90	47.10
7	31	15	6	12	585	10.54	86	5,549	249	336	42.56	57.44
10	11	15	1	15	585	10.54	87	5,549	392	193	67.01	32.99
6	26	15	6	17	584	10.52	88	5,549	280	304	47.95	52.05
7	11	15	7	13	584	10.52	89	5,549	279	305	47.77	52.23
7	19	15	1	14	584	10.52	90	5,549	274	310	46.92	53.08
5	10	15	1	13	582	10.49	91	5,549	308	274	52.92	47.08
6	21	15	1	13	582	10.49	92	5,549	310	272	53.26	46.74
4	19	15	1	15	581	10.47	93	5,549	340	241	58.52	41.48
6	7	15	1	11	581	10.47	94	5,549	282	299	48.54	51.46
8	9	15	1	14	581	10.47	95	5,549	275	306	47.33	52.67
6	6	15	7	13	580	10.45	96	5,549	245	335	42.24	57.76
7	4	15	7	17	580	10.45	97	5,549	356	224	61.38	38.62
8	2	15	1	13	580	10.45	98	5,549	295	285	50.86	49.14
8	8	15	7	15	580	10.45	99	5,549	293	287	50.52	49.48
8	16	15	1	13	580	10.45	100	5,549	307	273	52.93	47.07
6	20	15	7	17	579	10.43	101	5,549	326	253	56.30	43.70
10	18	15	1	12	579	10.43	102	5,549	314	265	54.23	45.77
8	29	15	7	19	578	10.42	103	5,549	304	274	52.60	47.40

MO	DY	YR	DAY OF WK	HR	HR VOL	PERCENT OF AADT	HOUR NUMBER	AADT	EAST VOLUME	WEST VOLUME	PERCENT EAST IS OF TOTAL VOLUME	PERCENT WEST IS OF TOTAL VOLUME
7	31	15	6	17	577	10.40	104	5,549	212	365	36.74	63.26
4	19	15	1	13	576	10.38	105	5,549	302	274	52.43	47.57
6	27	15	7	12	576	10.38	106	5,549	213	363	36.98	63.02
6	28	15	1	16	576	10.38	107	5,549	286	290	49.65	50.35
7	26	15	1	13	576	10.38	108	5,549	309	267	53.65	46.35
8	15	15	7	12	576	10.38	109	5,549	198	378	34.38	65.63
10	16	15	6	17	576	10.38	110	5,549	238	338	41.32	58.68
10	11	15	1	16	575	10.36	111	5,549	328	247	57.04	42.96
10	23	15	6	17	575	10.36	112	5,549	260	315	45.22	54.78
5	9	15	7	14	574	10.34	113	5,549	253	321	44.08	55.92
6	21	15	1	14	574	10.34	114	5,549	317	257	55.23	44.77
6	27	15	7	16	574	10.34	115	5,549	284	290	49.48	50.52
7	17	15	6	18	573	10.33	116	5,549	321	252	56.02	43.98
7	19	15	1	15	572	10.31	117	5,549	283	289	49.48	50.52
8	16	15	1	16	572	10.31	118	5,549	281	291	49.13	50.87
6	7	15	1	16	571	10.29	119	5,549	369	202	64.62	35.38
8	28	15	6	16	571	10.29	120	5,549	279	292	48.86	51.14
2	15	15	1	15	570	10.27	121	5,549	327	243	57.37	42.63
8	8	15	7	12	570	10.27	122	5,549	210	360	36.84	63.16
8	22	15	7	16	569	10.25	123	5,549	263	306	46.22	53.78
4	18	15	7	12	568	10.24	124	5,549	182	386	32.04	67.96
5	17	15	1	12	568	10.24	125	5,549	336	232	59.15	40.85
7	6	15	2	12	567	10.22	126	5,549	315	252	55.56	44.44
5	8	15	6	16	566	10.20	127	5,549	257	309	45.41	54.59
7	3	15	6	13	566	10.20	128	5,549	166	400	29.33	70.67
7	10	15	6	17	566	10.20	129	5,549	266	300	47.00	53.00
8	7	15	6	12	566	10.20	130	5,549	266	300	47.00	53.00
8	23	15	1	11	566	10.20	131	5,549	308	258	54.42	45.58
5	10	15	1	16	565	10.18	132	5,549	328	237	58.05	41.95
5	24	15	1	16	565	10.18	133	5,549	325	240	57.52	42.48
6	21	15	1	15	565	10.18	134	5,549	318	247	56.28	43.72
8	1	15	7	16	565	10.18	135	5,549	281	284	49.73	50.27
6	5	15	6	16	564	10.16	136	5,549	256	308	45.39	54.61
6	27	15	7	13	564	10.16	137	5,549	232	332	41.13	58.87
7	12	15	1	16	564	10.16	138	5,549	318	246	56.38	43.62
8	16	15	1	19	564	10.16	139	5,549	362	202	64.18	35.82
8	29	15	7	15	564	10.16	140	5,549	249	315	44.15	55.85
5	9	15	7	17	563	10.15	141	5,549	354	209	62.88	37.12
6	28	15	1	15	563	10.15	142	5,549	367	196	65.19	34.81
9	30	15	4	17	563	10.15	143	5,549	303	260	53.82	46.18
7	25	15	7	16	561	10.11	144	5,549	275	286	49.02	50.98
8	7	15	6	17	561	10.11	145	5,549	278	283	49.55	50.45
8	23	15	1	14	561	10.11	146	5,549	285	276	50.80	49.20
8	5	15	4	17	560	10.09	147	5,549	280	280	50.00	50.00
8	9	15	1	17	558	10.06	148	5,549	325	233	58.24	41.76

MO	DY	YR	DAY OF WK	HR	HR VOL	PERCENT OF AADT	HOUR NUMBER	AADT	EAST VOLUME	WEST VOLUME	PERCENT EAST IS OF TOTAL VOLUME	PERCENT WEST IS OF TOTAL VOLUME
4	19	15	1	17	557	10.04	149	5,549	357	200	64.09	35.91
5	10	15	1	18	557	10.04	150	5,549	344	213	61.76	38.24
6	6	15	7	11	557	10.04	151	5,549	237	320	42.55	57.45
7	2	15	5	18	557	10.04	152	5,549	252	305	45.24	54.76
7	10	15	6	16	557	10.04	153	5,549	249	308	44.70	55.30
7	19	15	1	16	557	10.04	154	5,549	294	263	52.78	47.22
8	19	15	4	17	557	10.04	155	5,549	304	253	54.58	45.42
8	22	15	7	19	557	10.04	156	5,549	327	230	58.71	41.29
6	27	15	7	15	556	10.02	157	5,549	282	274	50.72	49.28
9	26	15	7	12	556	10.02	158	5,549	207	349	37.23	62.77
5	8	15	6	17	555	10.00	159	5,549	264	291	47.57	52.43
5	31	15	1	12	555	10.00	160	5,549	289	266	52.07	47.93
8	21	15	6	18	555	10.00	161	5,549	199	356	35.86	64.14
8	21	15	6	19	555	10.00	162	5,549	227	328	40.90	59.10
7	19	15	1	17	554	9.98	163	5,549	295	259	53.25	46.75
8	17	15	2	12	554	9.98	164	5,549	244	310	44.04	55.96
8	17	15	2	16	554	9.98	165	5,549	321	233	57.94	42.06
2	14	15	7	12	553	9.97	166	5,549	200	353	36.17	63.83
5	2	15	7	15	553	9.97	167	5,549	270	283	48.82	51.18
5	3	15	1	13	553	9.97	168	5,549	297	256	53.71	46.29
5	24	15	1	12	553	9.97	169	5,549	187	366	33.82	66.18
6	14	15	1	16	553	9.97	170	5,549	314	239	56.78	43.22
6	28	15	1	13	553	9.97	171	5,549	311	242	56.24	43.76
7	26	15	1	17	553	9.97	172	5,549	310	243	56.06	43.94
7	30	15	5	16	553	9.97	173	5,549	265	288	47.92	52.08
7	18	15	7	18	552	9.95	174	5,549	345	207	62.50	37.50
8	2	15	1	16	552	9.95	175	5,549	325	227	58.88	41.12
9	13	15	1	15	551	9.93	176	5,549	369	182	66.97	33.03
2	22	15	1	12	550	9.91	177	5,549	259	291	47.09	52.91
5	3	15	1	16	550	9.91	178	5,549	308	242	56.00	44.00
8	23	15	1	15	550	9.91	179	5,549	303	247	55.09	44.91
5	2	15	7	12	549	9.89	180	5,549	210	339	38.25	61.75
6	19	15	6	16	549	9.89	181	5,549	242	307	44.08	55.92
7	31	15	6	18	549	9.89	182	5,549	234	315	42.62	57.38
8	7	15	6	16	549	9.89	183	5,549	266	283	48.45	51.55
5	9	15	7	18	548	9.88	184	5,549	350	198	63.87	36.13
7	29	15	4	17	548	9.88	185	5,549	309	239	56.39	43.61
6	13	15	7	17	547	9.86	186	5,549	270	277	49.36	50.64
8	15	15	7	13	547	9.86	187	5,549	209	338	38.21	61.79
7	4	15	7	12	546	9.84	188	5,549	234	312	42.86	57.14
7	23	15	5	12	546	9.84	189	5,549	256	290	46.89	53.11
7	23	15	5	16	546	9.84	190	5,549	269	277	49.27	50.73
5	10	15	1	11	545	9.82	191	5,549	302	243	55.41	44.59
5	29	15	6	18	545	9.82	192	5,549	266	279	48.81	51.19
8	20	15	5	12	545	9.82	193	5,549	264	281	48.44	51.56

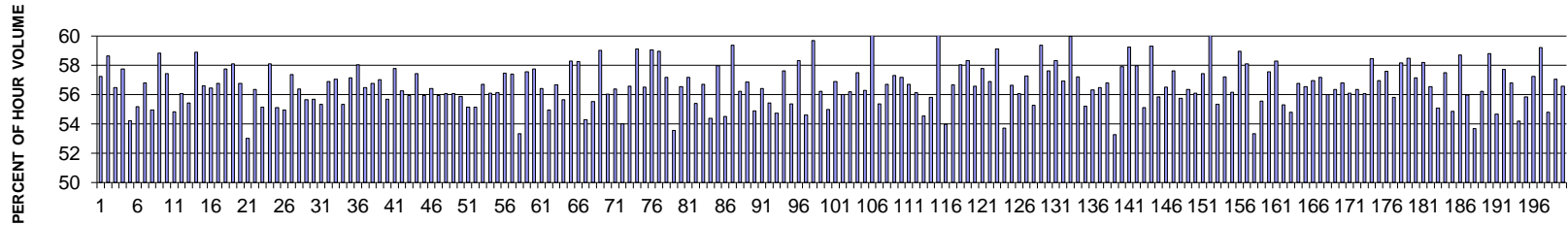
MO	DY	YR	DAY OF WK	HR	HR VOL	PERCENT OF AADT	HOUR NUMBER	AADT	EAST VOLUME	WEST VOLUME	PERCENT EAST IS OF TOTAL VOLUME	PERCENT WEST IS OF TOTAL VOLUME
10	17	15	7	12	545	9.82	194	5,549	207	338	37.98	62.02
5	7	15	5	17	544	9.80	195	5,549	253	291	46.51	53.49
7	12	15	1	13	544	9.80	196	5,549	325	219	59.74	40.26
7	16	15	5	17	544	9.80	197	5,549	273	271	50.18	49.82
10	4	15	1	15	544	9.80	198	5,549	305	239	56.07	43.93
5	15	15	6	16	543	9.79	199	5,549	248	295	45.67	54.33
8	2	15	1	14	543	9.79	200	5,549	278	265	51.20	48.80

**SR 307 MP 2.31 POULSBO ADC SITE R096
K FOR PEAK 200 HOURS OF 2015**



AADT= 17644 K 30 FACTOR= 9.81 K 100 FACTOR= 9.49 K 200 FACTOR= 9.16 D 30 FACTOR= 55.69

**SR 307 MP 2.31 POULSBO ADC SITE R096
D % IN THE PEAK 200 HOURS OF 2015**



MO	DY	YR	DAY OF WK	HR	HR VOL	PERCENT OF AADT	HOUR NUMBER	AADT	NORTH VOLUME	SOUTH VOLUME	PERCENT NORTH IS OF TOTAL VOLUME	PERCENT SOUTH IS OF TOTAL VOLUME
11	24	15	3	17	1,893	10.73	1	17,644	1,084	809	57.26	42.74
9	9	15	4	17	1,820	10.32	2	17,644	1,067	753	58.63	41.37
9	3	15	5	17	1,806	10.24	3	17,644	1,020	786	56.48	43.52
5	8	15	6	17	1,794	10.17	4	17,644	1,036	758	57.75	42.25
10	15	15	5	17	1,794	10.17	5	17,644	973	821	54.24	45.76
11	6	15	6	17	1,787	10.13	6	17,644	986	801	55.18	44.82
11	20	15	6	17	1,775	10.06	7	17,644	1,008	767	56.79	43.21
7	9	15	5	17	1,770	10.03	8	17,644	973	797	54.97	45.03
7	29	15	4	17	1,766	10.01	9	17,644	1,039	727	58.83	41.17
3	26	15	5	17	1,762	9.99	10	17,644	1,012	750	57.43	42.57
4	17	15	6	17	1,762	9.99	11	17,644	966	796	54.82	45.18
5	28	15	5	17	1,762	9.99	12	17,644	988	774	56.07	43.93
5	11	15	2	17	1,757	9.96	13	17,644	974	783	55.44	44.56

MO	DY	YR	DAY OF WK	HR	HR VOL	PERCENT OF AADT	HOUR NUMBER	AADT	NORTH VOLUME	SOUTH VOLUME	PERCENT NORTH IS OF TOTAL VOLUME	PERCENT SOUTH IS OF TOTAL VOLUME
9	23	15	4	17	1,757	9.96	14	17,644	1,035	722	58.91	41.09
5	20	15	4	17	1,754	9.94	15	17,644	993	761	56.61	43.39
9	11	15	6	17	1,754	9.94	16	17,644	990	764	56.44	43.56
12	22	15	3	17	1,753	9.94	17	17,644	995	758	56.76	43.24
11	19	15	5	17	1,752	9.93	18	17,644	1,012	740	57.76	42.24
12	11	15	6	17	1,749	9.91	19	17,644	1,016	733	58.09	41.91
5	29	15	6	17	1,746	9.90	20	17,644	991	755	56.76	43.24
6	15	15	2	17	1,745	9.89	21	17,644	925	820	53.01	46.99
10	16	15	6	17	1,742	9.87	22	17,644	982	760	56.37	43.63
8	6	15	5	17	1,737	9.84	23	17,644	958	779	55.15	44.85
12	16	15	4	17	1,735	9.83	24	17,644	1,008	727	58.10	41.90
9	25	15	6	17	1,734	9.83	25	17,644	956	778	55.13	44.87
9	28	15	2	17	1,734	9.83	26	17,644	953	781	54.96	45.04
10	9	15	6	17	1,734	9.83	27	17,644	995	739	57.38	42.62
9	24	15	5	17	1,733	9.82	28	17,644	977	756	56.38	43.62
5	7	15	5	17	1,732	9.82	29	17,644	964	768	55.66	44.34
4	15	15	4	17	1,731	9.81	30	17,644	964	767	55.69	44.31
10	20	15	3	17	1,731	9.81	31	17,644	958	773	55.34	44.66
5	1	15	6	16	1,728	9.79	32	17,644	983	745	56.89	43.11
10	9	15	6	16	1,725	9.78	33	17,644	984	741	57.04	42.96
5	19	15	3	17	1,724	9.77	34	17,644	954	770	55.34	44.66
9	9	15	4	16	1,722	9.76	35	17,644	984	738	57.14	42.86
7	22	15	4	17	1,721	9.75	36	17,644	999	722	58.05	41.95
12	9	15	4	17	1,721	9.75	37	17,644	972	749	56.48	43.52
9	4	15	6	17	1,719	9.74	38	17,644	976	743	56.78	43.22
12	18	15	6	17	1,719	9.74	39	17,644	980	739	57.01	42.99
10	23	15	6	17	1,718	9.74	40	17,644	957	761	55.70	44.30
7	2	15	5	17	1,717	9.73	41	17,644	992	725	57.78	42.22
12	4	15	6	17	1,717	9.73	42	17,644	966	751	56.26	43.74
11	10	15	3	17	1,716	9.73	43	17,644	960	756	55.94	44.06
5	26	15	3	17	1,715	9.72	44	17,644	985	730	57.43	42.57
1	9	15	6	17	1,714	9.71	45	17,644	959	755	55.95	44.05
4	16	15	5	17	1,714	9.71	46	17,644	967	747	56.42	43.58
5	6	15	4	17	1,714	9.71	47	17,644	959	755	55.95	44.05
8	5	15	4	17	1,714	9.71	48	17,644	961	753	56.07	43.93
11	4	15	4	17	1,714	9.71	49	17,644	961	753	56.07	43.93
5	27	15	4	17	1,713	9.71	50	17,644	957	756	55.87	44.13
9	29	15	3	17	1,712	9.70	51	17,644	944	768	55.14	44.86
11	5	15	5	17	1,712	9.70	52	17,644	944	768	55.14	44.86
11	30	15	2	17	1,711	9.70	53	17,644	970	741	56.69	43.31
6	8	15	2	17	1,708	9.68	54	17,644	958	750	56.09	43.91
10	5	15	2	17	1,707	9.67	55	17,644	958	749	56.12	43.88
4	29	15	4	17	1,705	9.66	56	17,644	980	725	57.48	42.52
11	13	15	6	17	1,705	9.66	57	17,644	979	726	57.42	42.58
5	1	15	6	17	1,704	9.66	58	17,644	909	795	53.35	46.65

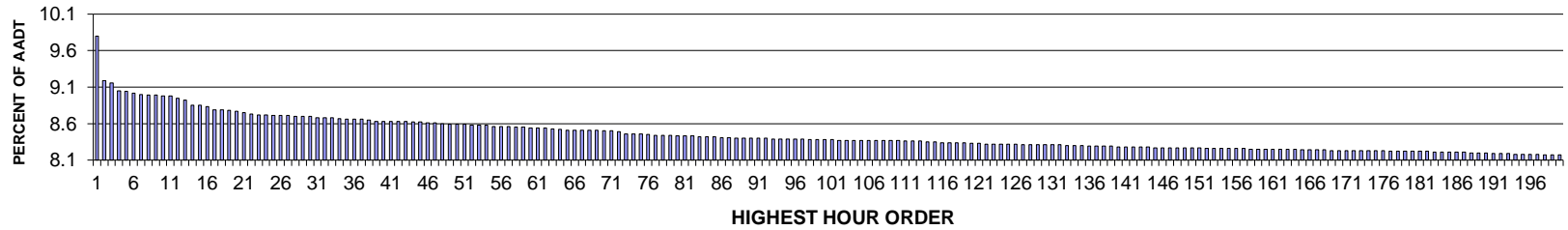
MO	DY	YR	DAY OF WK	HR	HR VOL	PERCENT OF AADT	HOUR NUMBER	AADT	NORTH VOLUME	SOUTH VOLUME	PERCENT NORTH IS OF TOTAL VOLUME	PERCENT SOUTH IS OF TOTAL VOLUME
9	11	15	6	16	1,704	9.66	59	17,644	981	723	57.57	42.43
12	11	15	6	16	1,704	9.66	60	17,644	984	720	57.75	42.25
5	14	15	5	17	1,703	9.65	61	17,644	961	742	56.43	43.57
6	30	15	3	17	1,703	9.65	62	17,644	936	767	54.96	45.04
7	23	15	5	17	1,703	9.65	63	17,644	965	738	56.66	43.34
10	19	15	2	17	1,703	9.65	64	17,644	948	755	55.67	44.33
7	1	15	4	17	1,702	9.65	65	17,644	992	710	58.28	41.72
12	2	15	4	17	1,699	9.63	66	17,644	990	709	58.27	41.73
6	4	15	5	17	1,696	9.61	67	17,644	921	775	54.30	45.70
9	30	15	4	17	1,696	9.61	68	17,644	942	754	55.54	44.46
7	3	15	6	15	1,693	9.60	69	17,644	999	694	59.01	40.99
2	12	15	5	17	1,692	9.59	70	17,644	948	744	56.03	43.97
2	13	15	6	16	1,692	9.59	71	17,644	954	738	56.38	43.62
11	3	15	3	17	1,691	9.58	72	17,644	913	778	53.99	46.01
11	12	15	5	17	1,691	9.58	73	17,644	957	734	56.59	43.41
8	12	15	4	17	1,690	9.58	74	17,644	999	691	59.11	40.89
9	16	15	4	17	1,690	9.58	75	17,644	955	735	56.51	43.49
3	4	15	4	17	1,688	9.57	76	17,644	997	691	59.06	40.94
5	7	15	5	18	1,688	9.57	77	17,644	995	693	58.95	41.05
7	15	15	4	17	1,688	9.57	78	17,644	965	723	57.17	42.83
12	15	15	3	17	1,688	9.57	79	17,644	904	784	53.55	46.45
9	8	15	3	17	1,687	9.56	80	17,644	954	733	56.55	43.45
4	2	15	5	17	1,686	9.56	81	17,644	964	722	57.18	42.82
9	14	15	2	17	1,686	9.56	82	17,644	934	752	55.40	44.60
10	13	15	3	17	1,686	9.56	83	17,644	956	730	56.70	43.30
1	8	15	5	17	1,684	9.54	84	17,644	916	768	54.39	45.61
7	10	15	6	17	1,682	9.53	85	17,644	975	707	57.97	42.03
10	14	15	4	17	1,682	9.53	86	17,644	917	765	54.52	45.48
10	22	15	5	17	1,682	9.53	87	17,644	999	683	59.39	40.61
11	9	15	2	17	1,682	9.53	88	17,644	946	736	56.24	43.76
4	21	15	3	17	1,681	9.53	89	17,644	956	725	56.87	43.13
4	22	15	4	17	1,680	9.52	90	17,644	922	758	54.88	45.12
8	11	15	3	17	1,680	9.52	91	17,644	948	732	56.43	43.57
10	1	15	5	17	1,680	9.52	92	17,644	931	749	55.42	44.58
8	3	15	2	17	1,679	9.52	93	17,644	919	760	54.73	45.27
9	2	15	4	17	1,678	9.51	94	17,644	967	711	57.63	42.37
12	17	15	5	16	1,678	9.51	95	17,644	929	749	55.36	44.64
1	7	15	4	17	1,677	9.50	96	17,644	978	699	58.32	41.68
3	3	15	3	17	1,677	9.50	97	17,644	916	761	54.62	45.38
8	21	15	6	17	1,677	9.50	98	17,644	1,001	676	59.69	40.31
11	23	15	2	17	1,677	9.50	99	17,644	943	734	56.23	43.77
5	15	15	6	17	1,675	9.49	100	17,644	921	754	54.99	45.01
11	18	15	4	17	1,675	9.49	101	17,644	953	722	56.90	43.10
8	31	15	2	17	1,673	9.48	102	17,644	937	736	56.01	43.99
12	23	15	4	16	1,669	9.46	103	17,644	938	731	56.20	43.80

MO	DY	YR	DAY OF WK	HR	HR VOL	PERCENT OF AADT	HOUR NUMBER	AADT	NORTH VOLUME	SOUTH VOLUME	PERCENT NORTH IS OF TOTAL VOLUME	PERCENT SOUTH IS OF TOTAL VOLUME
8	25	15	3	17	1,668	9.45	104	17,644	959	709	57.49	42.51
12	30	15	4	17	1,668	9.45	105	17,644	939	729	56.29	43.71
4	29	15	4	18	1,667	9.45	106	17,644	1,018	649	61.07	38.93
5	15	15	6	16	1,667	9.45	107	17,644	923	744	55.37	44.63
4	24	15	6	17	1,666	9.44	108	17,644	945	721	56.72	43.28
4	30	15	5	17	1,666	9.44	109	17,644	955	711	57.32	42.68
5	13	15	4	17	1,665	9.44	110	17,644	952	713	57.18	42.82
6	5	15	6	17	1,665	9.44	111	17,644	944	721	56.70	43.30
7	14	15	3	17	1,664	9.43	112	17,644	934	730	56.13	43.87
1	29	15	5	17	1,663	9.43	113	17,644	907	756	54.54	45.46
8	19	15	4	17	1,663	9.43	114	17,644	928	735	55.80	44.20
9	9	15	4	18	1,663	9.43	115	17,644	1,014	649	60.97	39.03
6	12	15	6	17	1,662	9.42	116	17,644	897	765	53.97	46.03
12	3	15	5	17	1,662	9.42	117	17,644	942	720	56.68	43.32
10	28	15	4	17	1,661	9.41	118	17,644	964	697	58.04	41.96
10	30	15	6	17	1,661	9.41	119	17,644	969	692	58.34	41.66
5	18	15	2	17	1,660	9.41	120	17,644	939	721	56.57	43.43
11	2	15	2	17	1,660	9.41	121	17,644	959	701	57.77	42.23
3	25	15	4	17	1,659	9.40	122	17,644	944	715	56.90	43.10
10	29	15	5	17	1,659	9.40	123	17,644	981	678	59.13	40.87
8	13	15	5	17	1,657	9.39	124	17,644	890	767	53.71	46.29
5	12	15	3	17	1,656	9.39	125	17,644	938	718	56.64	43.36
5	22	15	6	17	1,655	9.38	126	17,644	928	727	56.07	43.93
11	6	15	6	16	1,655	9.38	127	17,644	948	707	57.28	42.72
12	18	15	6	16	1,655	9.38	128	17,644	915	740	55.29	44.71
2	20	15	6	17	1,654	9.37	129	17,644	982	672	59.37	40.63
5	29	15	6	18	1,654	9.37	130	17,644	953	701	57.62	42.38
9	21	15	2	17	1,653	9.37	131	17,644	964	689	58.32	41.68
10	2	15	6	17	1,653	9.37	132	17,644	941	712	56.93	43.07
1	27	15	3	17	1,652	9.36	133	17,644	991	661	59.99	40.01
2	6	15	6	17	1,652	9.36	134	17,644	945	707	57.20	42.80
3	5	15	5	17	1,652	9.36	135	17,644	912	740	55.21	44.79
2	17	15	3	17	1,651	9.36	136	17,644	930	721	56.33	43.67
3	6	15	6	17	1,650	9.35	137	17,644	932	718	56.48	43.52
3	20	15	6	17	1,650	9.35	138	17,644	937	713	56.79	43.21
6	25	15	5	17	1,650	9.35	139	17,644	879	771	53.27	46.73
1	16	15	6	17	1,649	9.35	140	17,644	955	694	57.91	42.09
1	23	15	6	17	1,649	9.35	141	17,644	977	672	59.25	40.75
1	30	15	6	17	1,649	9.35	142	17,644	956	693	57.97	42.03
2	13	15	6	17	1,649	9.35	143	17,644	909	740	55.12	44.88
7	31	15	6	17	1,649	9.35	144	17,644	978	671	59.31	40.69
12	1	15	3	17	1,649	9.35	145	17,644	921	728	55.85	44.15
12	14	15	2	17	1,649	9.35	146	17,644	932	717	56.52	43.48
3	27	15	6	16	1,647	9.33	147	17,644	949	698	57.62	42.38
9	17	15	5	17	1,647	9.33	148	17,644	918	729	55.74	44.26

MO	DY	YR	DAY OF WK	HR	HR VOL	PERCENT OF AADT	HOUR NUMBER	AADT	NORTH VOLUME	SOUTH VOLUME	PERCENT NORTH IS OF TOTAL VOLUME	PERCENT SOUTH IS OF TOTAL VOLUME
10	21	15	4	17	1,647	9.33	149	17,644	928	719	56.34	43.66
4	24	15	6	16	1,645	9.32	150	17,644	923	722	56.11	43.89
5	21	15	5	17	1,645	9.32	151	17,644	945	700	57.45	42.55
2	18	15	4	17	1,644	9.32	152	17,644	989	655	60.16	39.84
9	22	15	3	17	1,644	9.32	153	17,644	910	734	55.35	44.65
7	3	15	6	14	1,643	9.31	154	17,644	940	703	57.21	42.79
8	4	15	3	17	1,643	9.31	155	17,644	923	720	56.18	43.82
2	10	15	3	17	1,642	9.31	156	17,644	968	674	58.95	41.05
9	10	15	5	17	1,642	9.31	157	17,644	954	688	58.10	41.90
3	13	15	6	17	1,640	9.29	158	17,644	875	765	53.35	46.65
8	26	15	4	17	1,640	9.29	159	17,644	911	729	55.55	44.45
10	27	15	3	17	1,640	9.29	160	17,644	944	696	57.56	42.44
11	20	15	6	16	1,640	9.29	161	17,644	956	684	58.29	41.71
12	16	15	4	16	1,640	9.29	162	17,644	907	733	55.30	44.70
6	12	15	6	16	1,639	9.29	163	17,644	898	741	54.79	45.21
11	13	15	6	16	1,638	9.28	164	17,644	930	708	56.78	43.22
9	18	15	6	17	1,636	9.27	165	17,644	925	711	56.54	43.46
10	6	15	3	17	1,636	9.27	166	17,644	932	704	56.97	43.03
3	27	15	6	17	1,635	9.27	167	17,644	935	700	57.19	42.81
12	17	15	5	17	1,635	9.27	168	17,644	916	719	56.02	43.98
7	16	15	5	17	1,634	9.26	169	17,644	921	713	56.36	43.64
9	25	15	6	16	1,634	9.26	170	17,644	928	706	56.79	43.21
6	24	15	4	17	1,633	9.26	171	17,644	916	717	56.09	43.91
7	2	15	5	16	1,633	9.26	172	17,644	920	713	56.34	43.66
4	20	15	2	17	1,632	9.25	173	17,644	915	717	56.07	43.93
6	24	15	4	18	1,632	9.25	174	17,644	954	678	58.46	41.54
12	3	15	5	16	1,631	9.24	175	17,644	929	702	56.96	43.04
7	21	15	3	17	1,630	9.24	176	17,644	939	691	57.61	42.39
11	18	15	4	16	1,630	9.24	177	17,644	910	720	55.83	44.17
12	23	15	4	17	1,630	9.24	178	17,644	948	682	58.16	41.84
1	9	15	6	16	1,629	9.23	179	17,644	953	676	58.50	41.50
1	26	15	2	17	1,629	9.23	180	17,644	931	698	57.15	42.85
2	25	15	4	17	1,629	9.23	181	17,644	948	681	58.20	41.80
3	31	15	3	17	1,627	9.22	182	17,644	920	707	56.55	43.45
6	16	15	3	17	1,627	9.22	183	17,644	896	731	55.07	44.93
10	26	15	2	17	1,626	9.22	184	17,644	935	691	57.50	42.50
12	30	15	4	16	1,626	9.22	185	17,644	892	734	54.86	45.14
10	7	15	4	17	1,625	9.21	186	17,644	954	671	58.71	41.29
10	15	15	5	16	1,624	9.20	187	17,644	909	715	55.97	44.03
9	15	15	3	17	1,623	9.20	188	17,644	871	752	53.67	46.33
7	13	15	2	17	1,622	9.19	189	17,644	912	710	56.23	43.77
11	24	15	3	16	1,621	9.19	190	17,644	953	668	58.79	41.21
12	22	15	3	16	1,621	9.19	191	17,644	886	735	54.66	45.34
6	17	15	4	17	1,620	9.18	192	17,644	935	685	57.72	42.28
8	27	15	5	17	1,620	9.18	193	17,644	920	700	56.79	43.21

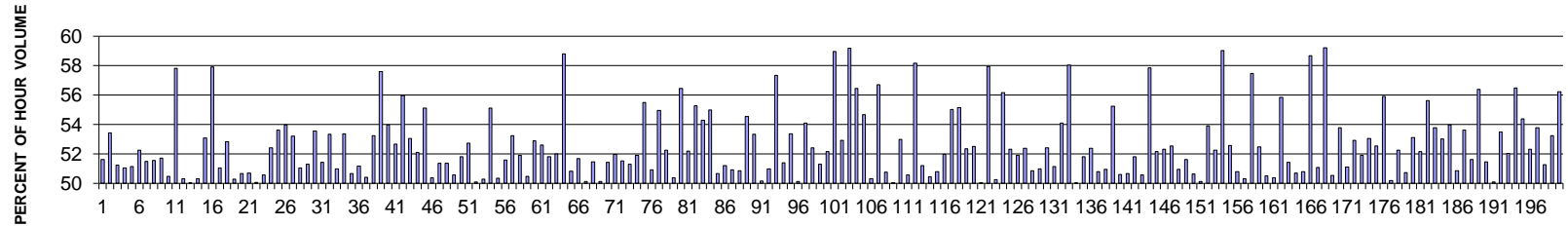
MO	DY	YR	DAY OF WK	HR	HR VOL	PERCENT OF AADT	HOUR NUMBER	AADT	NORTH VOLUME	SOUTH VOLUME	PERCENT NORTH IS OF TOTAL VOLUME	PERCENT SOUTH IS OF TOTAL VOLUME
9	18	15	6	16	1,620	9.18	194	17,644	878	742	54.20	45.80
1	5	15	2	17	1,619	9.18	195	17,644	904	715	55.84	44.16
1	15	15	5	17	1,619	9.18	196	17,644	927	692	57.26	42.74
7	21	15	3	18	1,619	9.18	197	17,644	959	660	59.23	40.77
10	2	15	6	16	1,619	9.18	198	17,644	887	732	54.79	45.21
7	27	15	2	17	1,618	9.17	199	17,644	923	695	57.05	42.95
2	5	15	5	17	1,617	9.16	200	17,644	915	702	56.59	43.41

**SR 005 MP 100.54 TUMWATER BLVD ADC SITE R097
K FOR PEAK 200 HOURS OF 2015**



AADT= 74553 K 30 FACTOR= 8.70 K 100 FACTOR= 8.38 K 200 FACTOR= 8.17 D 30 FACTOR= 53.57

**SR 005 MP 100.54 TUMWATER BLVD ADC SITE R097
D % IN THE PEAK 200 HOURS OF 2015**



MO	DY	YR	DAY OF WK	HR	HR VOL	PERCENT OF AADT	HOUR NUMBER	AADT	NORTH VOLUME	SOUTH VOLUME	PERCENT NORTH IS OF TOTAL VOLUME	PERCENT SOUTH IS OF TOTAL VOLUME
11	28	15	7	13	7,307	9.80	1	74,553	3,771	3,536	51.61	48.39
12	26	15	7	12	6,848	9.19	2	74,553	3,190	3,658	46.58	53.42
12	26	15	7	14	6,828	9.16	3	74,553	3,330	3,498	48.77	51.23
11	25	15	4	14	6,748	9.05	4	74,553	3,304	3,444	48.96	51.04
11	28	15	7	14	6,739	9.04	5	74,553	3,446	3,293	51.14	48.86
8	8	15	7	12	6,728	9.02	6	74,553	3,516	3,212	52.26	47.74
8	23	15	1	14	6,712	9.00	7	74,553	3,256	3,456	48.51	51.49
11	28	15	7	16	6,701	8.99	8	74,553	3,454	3,247	51.54	48.46
11	25	15	4	15	6,700	8.99	9	74,553	3,236	3,464	48.30	51.70
8	9	15	1	13	6,696	8.98	10	74,553	3,316	3,380	49.52	50.48
6	12	15	6	17	6,694	8.98	11	74,553	2,824	3,870	42.19	57.81
12	26	15	7	13	6,672	8.95	12	74,553	3,314	3,358	49.67	50.33
7	5	15	1	13	6,647	8.92	13	74,553	3,325	3,322	50.02	49.98

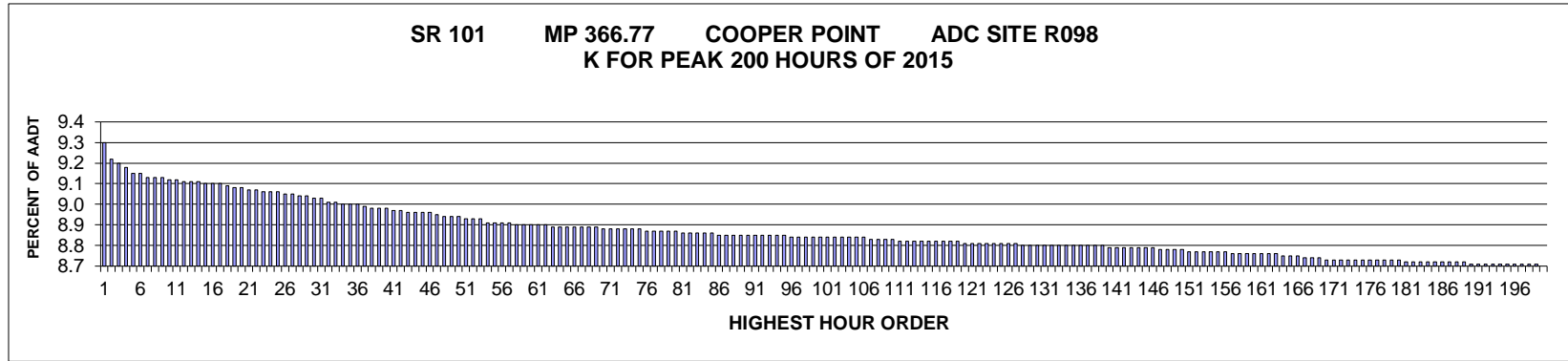
MO	DY	YR	DAY OF WK	HR	HR VOL	PERCENT OF AADT	HOUR NUMBER	AADT	NORTH VOLUME	SOUTH VOLUME	PERCENT NORTH IS OF TOTAL VOLUME	PERCENT SOUTH IS OF TOTAL VOLUME
8	28	15	6	15	6,599	8.85	14	74,553	3,279	3,320	49.69	50.31
6	19	15	6	16	6,597	8.85	15	74,553	3,095	3,502	46.92	53.08
11	26	15	5	11	6,586	8.83	16	74,553	2,772	3,814	42.09	57.91
8	9	15	1	16	6,555	8.79	17	74,553	3,208	3,347	48.94	51.06
12	24	15	5	14	6,550	8.79	18	74,553	3,089	3,461	47.16	52.84
7	12	15	1	13	6,543	8.78	19	74,553	3,253	3,290	49.72	50.28
12	26	15	7	15	6,539	8.77	20	74,553	3,312	3,227	50.65	49.35
7	12	15	1	14	6,525	8.75	21	74,553	3,309	3,216	50.71	49.29
8	8	15	7	11	6,512	8.73	22	74,553	3,252	3,260	49.94	50.06
7	25	15	7	12	6,501	8.72	23	74,553	3,288	3,213	50.58	49.42
11	27	15	6	13	6,500	8.72	24	74,553	3,093	3,407	47.58	52.42
6	26	15	6	15	6,495	8.71	25	74,553	3,013	3,482	46.39	53.61
11	25	15	4	16	6,495	8.71	26	74,553	2,989	3,506	46.02	53.98
12	24	15	5	13	6,494	8.71	27	74,553	3,038	3,456	46.78	53.22
8	9	15	1	14	6,487	8.70	28	74,553	3,176	3,311	48.96	51.04
11	29	15	1	13	6,487	8.70	29	74,553	3,327	3,160	51.29	48.71
12	24	15	5	15	6,483	8.70	30	74,553	3,010	3,473	46.43	53.57
8	16	15	1	16	6,472	8.68	31	74,553	3,328	3,144	51.42	48.58
7	19	15	1	14	6,469	8.68	32	74,553	3,451	3,018	53.35	46.65
8	16	15	1	13	6,469	8.68	33	74,553	3,298	3,171	50.98	49.02
7	10	15	6	14	6,466	8.67	34	74,553	3,450	3,016	53.36	46.64
3	29	15	1	16	6,459	8.66	35	74,553	3,272	3,187	50.66	49.34
8	16	15	1	14	6,459	8.66	36	74,553	3,153	3,306	48.82	51.18
7	12	15	1	16	6,455	8.66	37	74,553	3,253	3,202	50.40	49.60
6	19	15	6	15	6,447	8.65	38	74,553	3,014	3,433	46.75	53.25
5	22	15	6	17	6,437	8.63	39	74,553	2,729	3,708	42.40	57.60
7	17	15	6	17	6,437	8.63	40	74,553	2,963	3,474	46.03	53.97
7	10	15	6	16	6,436	8.63	41	74,553	3,046	3,390	47.33	52.67
7	10	15	6	18	6,436	8.63	42	74,553	2,833	3,603	44.02	55.98
8	8	15	7	13	6,431	8.63	43	74,553	3,412	3,019	53.06	46.94
6	19	15	6	14	6,427	8.62	44	74,553	3,079	3,348	47.91	52.09
12	24	15	5	12	6,423	8.62	45	74,553	2,884	3,539	44.90	55.10
7	10	15	6	15	6,422	8.61	46	74,553	3,236	3,186	50.39	49.61
6	28	15	1	15	6,416	8.61	47	74,553	3,296	3,120	51.37	48.63
8	9	15	1	18	6,411	8.60	48	74,553	3,117	3,294	48.62	51.38
11	28	15	7	15	6,406	8.59	49	74,553	3,240	3,166	50.58	49.42
5	16	15	7	12	6,403	8.59	50	74,553	3,318	3,085	51.82	48.18
8	15	15	7	11	6,401	8.59	51	74,553	3,025	3,376	47.26	52.74
2	14	15	7	12	6,399	8.58	52	74,553	3,194	3,205	49.91	50.09
5	23	15	7	12	6,399	8.58	53	74,553	3,218	3,181	50.29	49.71
11	28	15	7	12	6,396	8.58	54	74,553	2,871	3,525	44.89	55.11
3	21	15	7	12	6,384	8.56	55	74,553	3,169	3,215	49.64	50.36
9	5	15	7	12	6,384	8.56	56	74,553	3,293	3,091	51.58	48.42
11	27	15	6	12	6,384	8.56	57	74,553	2,985	3,399	46.76	53.24
7	12	15	1	17	6,375	8.55	58	74,553	3,308	3,067	51.89	48.11

MO	DY	YR	DAY OF WK	HR	HR VOL	PERCENT OF AADT	HOUR NUMBER	AADT	NORTH VOLUME	SOUTH VOLUME	PERCENT NORTH IS OF TOTAL VOLUME	PERCENT SOUTH IS OF TOTAL VOLUME
6	28	15	1	14	6,373	8.55	59	74,553	3,155	3,218	49.51	50.49
7	25	15	7	11	6,370	8.54	60	74,553	3,001	3,369	47.11	52.89
6	12	15	6	16	6,366	8.54	61	74,553	3,016	3,350	47.38	52.62
8	7	15	6	15	6,364	8.54	62	74,553	3,067	3,297	48.19	51.81
7	24	15	6	16	6,358	8.53	63	74,553	3,051	3,307	47.99	52.01
7	24	15	6	18	6,354	8.52	64	74,553	2,618	3,736	41.20	58.80
7	19	15	1	16	6,347	8.51	65	74,553	3,227	3,120	50.84	49.16
6	28	15	1	13	6,344	8.51	66	74,553	3,278	3,066	51.67	48.33
7	19	15	1	12	6,343	8.51	67	74,553	3,163	3,180	49.87	50.13
8	21	15	6	15	6,343	8.51	68	74,553	3,079	3,264	48.54	51.46
8	23	15	1	15	6,343	8.51	69	74,553	3,180	3,163	50.13	49.87
7	12	15	1	15	6,337	8.50	70	74,553	3,260	3,077	51.44	48.56
8	23	15	1	13	6,334	8.50	71	74,553	3,291	3,043	51.96	48.04
8	15	15	7	12	6,332	8.49	72	74,553	3,070	3,262	48.48	51.52
11	29	15	1	14	6,307	8.46	73	74,553	3,236	3,071	51.31	48.69
7	19	15	1	13	6,306	8.46	74	74,553	3,273	3,033	51.90	48.10
8	21	15	6	16	6,305	8.46	75	74,553	2,805	3,500	44.49	55.51
11	25	15	4	13	6,299	8.45	76	74,553	3,091	3,208	49.07	50.93
7	24	15	6	17	6,295	8.44	77	74,553	2,836	3,459	45.05	54.95
7	5	15	1	14	6,291	8.44	78	74,553	3,004	3,287	47.75	52.25
10	9	15	6	14	6,290	8.44	79	74,553	3,122	3,168	49.63	50.37
10	9	15	6	17	6,288	8.43	80	74,553	2,739	3,549	43.56	56.44
8	9	15	1	12	6,284	8.43	81	74,553	3,005	3,279	47.82	52.18
5	25	15	2	15	6,282	8.43	82	74,553	3,472	2,810	55.27	44.73
7	10	15	6	17	6,280	8.42	83	74,553	2,871	3,409	45.72	54.28
6	14	15	1	14	6,279	8.42	84	74,553	3,452	2,827	54.98	45.02
8	9	15	1	15	6,278	8.42	85	74,553	3,096	3,182	49.32	50.68
7	11	15	7	13	6,269	8.41	86	74,553	3,060	3,209	48.81	51.19
8	23	15	1	12	6,268	8.41	87	74,553	3,191	3,077	50.91	49.09
7	25	15	7	13	6,265	8.40	88	74,553	3,187	3,078	50.87	49.13
10	16	15	6	17	6,263	8.40	89	74,553	2,847	3,416	45.46	54.54
11	27	15	6	14	6,262	8.40	90	74,553	2,922	3,340	46.66	53.34
8	21	15	6	14	6,260	8.40	91	74,553	3,140	3,120	50.16	49.84
8	15	15	7	13	6,259	8.40	92	74,553	3,068	3,191	49.02	50.98
6	19	15	6	18	6,256	8.39	93	74,553	2,668	3,588	42.65	57.35
8	7	15	6	16	6,256	8.39	94	74,553	3,040	3,216	48.59	51.41
5	22	15	6	14	6,255	8.39	95	74,553	2,917	3,338	46.63	53.37
7	24	15	6	15	6,254	8.39	96	74,553	3,136	3,118	50.14	49.86
12	24	15	5	16	6,252	8.39	97	74,553	2,869	3,383	45.89	54.11
4	17	15	6	17	6,249	8.38	98	74,553	2,973	3,276	47.58	52.42
12	27	15	1	13	6,247	8.38	99	74,553	3,204	3,043	51.29	48.71
8	30	15	1	13	6,245	8.38	100	74,553	3,257	2,988	52.15	47.85
2	13	15	6	18	6,244	8.38	101	74,553	2,562	3,682	41.03	58.97
6	28	15	1	17	6,240	8.37	102	74,553	3,303	2,937	52.93	47.07
9	4	15	6	18	6,240	8.37	103	74,553	2,547	3,693	40.82	59.18

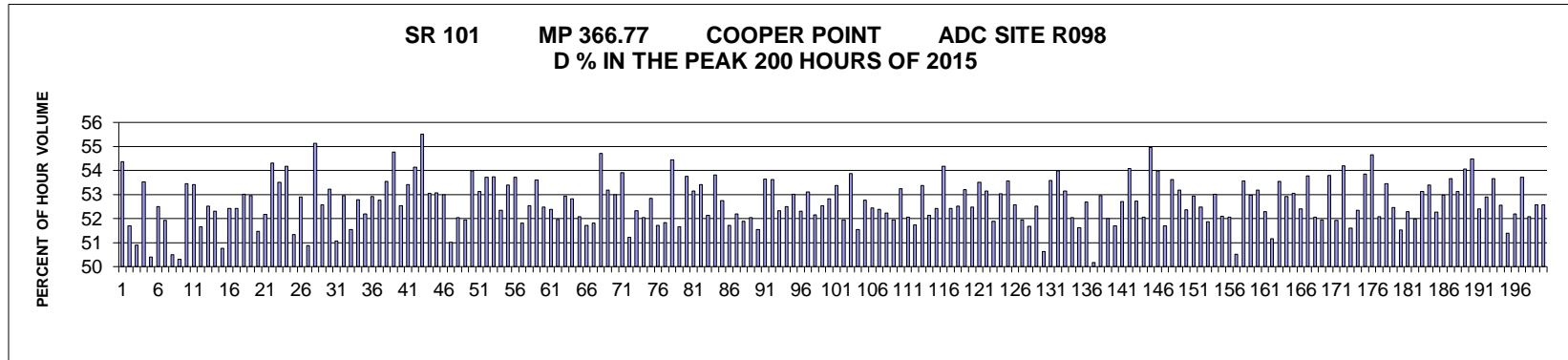
MO	DY	YR	DAY OF WK	HR	HR VOL	PERCENT OF AADT	HOUR NUMBER	AADT	NORTH VOLUME	SOUTH VOLUME	PERCENT NORTH IS OF TOTAL VOLUME	PERCENT SOUTH IS OF TOTAL VOLUME
10	2	15	6	17	6,240	8.37	104	74,553	2,717	3,523	43.54	56.46
11	28	15	7	17	6,240	8.37	105	74,553	3,412	2,828	54.68	45.32
8	2	15	1	13	6,239	8.37	106	74,553	3,101	3,138	49.70	50.30
5	22	15	6	16	6,238	8.37	107	74,553	2,701	3,537	43.30	56.70
7	26	15	1	16	6,238	8.37	108	74,553	3,167	3,071	50.77	49.23
6	20	15	7	12	6,237	8.37	109	74,553	3,117	3,120	49.98	50.02
6	26	15	6	16	6,237	8.37	110	74,553	2,932	3,305	47.01	52.99
7	11	15	7	12	6,233	8.36	111	74,553	3,152	3,081	50.57	49.43
6	12	15	6	18	6,232	8.36	112	74,553	2,607	3,625	41.83	58.17
8	22	15	7	12	6,232	8.36	113	74,553	3,192	3,040	51.22	48.78
8	15	15	7	14	6,228	8.35	114	74,553	3,086	3,142	49.55	50.45
7	5	15	1	15	6,222	8.35	115	74,553	3,161	3,061	50.80	49.20
8	9	15	1	17	6,219	8.34	116	74,553	2,987	3,232	48.03	51.97
2	13	15	6	17	6,218	8.34	117	74,553	2,796	3,422	44.97	55.03
10	9	15	6	16	6,216	8.34	118	74,553	2,787	3,429	44.84	55.16
5	23	15	7	13	6,215	8.34	119	74,553	2,962	3,253	47.66	52.34
8	8	15	7	14	6,213	8.33	120	74,553	3,263	2,950	52.52	47.48
7	17	15	6	16	6,211	8.33	121	74,553	3,104	3,107	49.98	50.02
10	2	15	6	18	6,205	8.32	122	74,553	2,610	3,595	42.06	57.94
9	5	15	7	14	6,204	8.32	123	74,553	3,087	3,117	49.76	50.24
9	18	15	6	17	6,203	8.32	124	74,553	2,720	3,483	43.85	56.15
3	28	15	7	12	6,200	8.32	125	74,553	2,956	3,244	47.68	52.32
7	11	15	7	15	6,200	8.32	126	74,553	2,981	3,219	48.08	51.92
8	2	15	1	15	6,198	8.31	127	74,553	3,247	2,951	52.39	47.61
6	26	15	6	14	6,196	8.31	128	74,553	3,152	3,044	50.87	49.13
8	22	15	7	13	6,195	8.31	129	74,553	3,158	3,037	50.98	49.02
6	28	15	1	16	6,194	8.31	130	74,553	3,247	2,947	52.42	47.58
9	19	15	7	12	6,193	8.31	131	74,553	3,025	3,168	48.85	51.15
11	26	15	5	12	6,193	8.31	132	74,553	2,842	3,351	45.89	54.11
5	1	15	6	18	6,191	8.30	133	74,553	2,597	3,594	41.95	58.05
6	25	15	5	18	6,188	8.30	134	74,553	3,093	3,095	49.98	50.02
7	24	15	6	12	6,186	8.30	135	74,553	3,205	2,981	51.81	48.19
8	30	15	1	17	6,181	8.29	136	74,553	3,238	2,943	52.39	47.61
7	12	15	1	12	6,180	8.29	137	74,553	3,139	3,041	50.79	49.21
6	14	15	1	16	6,179	8.29	138	74,553	3,031	3,148	49.05	50.95
8	7	15	6	18	6,177	8.29	139	74,553	2,764	3,413	44.75	55.25
7	19	15	1	15	6,176	8.28	140	74,553	3,125	3,051	50.60	49.40
6	20	15	7	11	6,175	8.28	141	74,553	3,046	3,129	49.33	50.67
8	16	15	1	15	6,171	8.28	142	74,553	3,197	2,974	51.81	48.19
8	23	15	1	16	6,171	8.28	143	74,553	3,121	3,050	50.58	49.42
5	22	15	6	18	6,170	8.28	144	74,553	2,600	3,570	42.14	57.86
6	21	15	1	16	6,169	8.27	145	74,553	3,217	2,952	52.15	47.85
9	5	15	7	11	6,168	8.27	146	74,553	2,940	3,228	47.67	52.33
7	12	15	1	18	6,167	8.27	147	74,553	3,240	2,927	52.54	47.46
3	29	15	1	15	6,166	8.27	148	74,553	3,024	3,142	49.04	50.96

MO	DY	YR	DAY OF WK	HR	HR VOL	PERCENT OF AADT	HOUR NUMBER	AADT	NORTH VOLUME	SOUTH VOLUME	PERCENT NORTH IS OF TOTAL VOLUME	PERCENT SOUTH IS OF TOTAL VOLUME
9	5	15	7	13	6,165	8.27	149	74,553	3,182	2,983	51.61	48.39
12	26	15	7	16	6,163	8.27	150	74,553	3,120	3,043	50.62	49.38
7	31	15	6	14	6,162	8.27	151	74,553	3,074	3,088	49.89	50.11
6	14	15	1	13	6,160	8.26	152	74,553	3,321	2,839	53.91	46.09
3	27	15	6	15	6,159	8.26	153	74,553	2,941	3,218	47.75	52.25
6	19	15	6	17	6,159	8.26	154	74,553	2,524	3,635	40.98	59.02
3	20	15	6	16	6,158	8.26	155	74,553	2,920	3,238	47.42	52.58
8	7	15	6	13	6,156	8.26	156	74,553	3,029	3,127	49.20	50.80
7	17	15	6	15	6,155	8.26	157	74,553	3,098	3,057	50.33	49.67
5	15	15	6	18	6,154	8.25	158	74,553	2,617	3,537	42.53	57.47
7	26	15	1	14	6,154	8.25	159	74,553	2,924	3,230	47.51	52.49
7	18	15	7	12	6,151	8.25	160	74,553	3,044	3,107	49.49	50.51
7	18	15	7	14	6,151	8.25	161	74,553	3,099	3,052	50.38	49.62
5	15	15	6	17	6,150	8.25	162	74,553	2,715	3,435	44.15	55.85
7	17	15	6	14	6,149	8.25	163	74,553	3,162	2,987	51.42	48.58
8	7	15	6	14	6,147	8.25	164	74,553	3,116	3,031	50.69	49.31
6	21	15	1	15	6,143	8.24	165	74,553	3,120	3,023	50.79	49.21
9	4	15	6	17	6,142	8.24	166	74,553	2,539	3,603	41.34	58.66
6	21	15	1	14	6,141	8.24	167	74,553	3,137	3,004	51.08	48.92
10	9	15	6	18	6,141	8.24	168	74,553	2,504	3,637	40.78	59.22
7	26	15	1	15	6,139	8.23	169	74,553	3,036	3,103	49.45	50.55
9	20	15	1	15	6,139	8.23	170	74,553	3,301	2,838	53.77	46.23
7	11	15	7	14	6,136	8.23	171	74,553	3,000	3,136	48.89	51.11
5	9	15	7	11	6,135	8.23	172	74,553	2,889	3,246	47.09	52.91
8	2	15	1	17	6,134	8.23	173	74,553	2,949	3,185	48.08	51.92
6	12	15	6	15	6,133	8.23	174	74,553	2,880	3,253	46.96	53.04
7	31	15	6	16	6,133	8.23	175	74,553	2,911	3,222	47.46	52.54
10	16	15	6	18	6,132	8.23	176	74,553	2,703	3,429	44.08	55.92
7	26	15	1	13	6,130	8.22	177	74,553	3,054	3,076	49.82	50.18
6	21	15	1	13	6,128	8.22	178	74,553	3,201	2,927	52.24	47.76
6	13	15	7	12	6,127	8.22	179	74,553	3,108	3,019	50.73	49.27
5	25	15	2	14	6,126	8.22	180	74,553	3,254	2,872	53.12	46.88
11	29	15	1	12	6,126	8.22	181	74,553	3,195	2,931	52.15	47.85
4	3	15	6	15	6,125	8.22	182	74,553	2,718	3,407	44.38	55.62
8	7	15	6	17	6,123	8.21	183	74,553	2,830	3,293	46.22	53.78
10	9	15	6	15	6,121	8.21	184	74,553	2,876	3,245	46.99	53.01
10	11	15	1	16	6,120	8.21	185	74,553	3,303	2,817	53.97	46.03
12	19	15	7	12	6,120	8.21	186	74,553	3,112	3,008	50.85	49.15
8	14	15	6	17	6,118	8.21	187	74,553	2,838	3,280	46.39	53.61
5	9	15	7	12	6,116	8.20	188	74,553	3,157	2,959	51.62	48.38
8	30	15	1	16	6,114	8.20	189	74,553	3,447	2,667	56.38	43.62
12	31	15	5	16	6,110	8.20	190	74,553	2,965	3,145	48.53	51.47
8	2	15	1	14	6,108	8.19	191	74,553	3,060	3,048	50.10	49.90
3	27	15	6	16	6,105	8.19	192	74,553	2,840	3,265	46.52	53.48
7	10	15	6	13	6,103	8.19	193	74,553	3,176	2,927	52.04	47.96

MO	DY	YR	DAY OF WK	HR	HR VOL	PERCENT OF AADT	HOUR NUMBER	AADT	NORTH VOLUME	SOUTH VOLUME	PERCENT NORTH IS OF TOTAL VOLUME	PERCENT SOUTH IS OF TOTAL VOLUME
5	1	15	6	17	6,100	8.18	194	74,553	2,655	3,445	43.52	56.48
2	13	15	6	16	6,097	8.18	195	74,553	2,782	3,315	45.63	54.37
5	8	15	6	15	6,096	8.18	196	74,553	2,906	3,190	47.67	52.33
6	27	15	7	16	6,096	8.18	197	74,553	3,278	2,818	53.77	46.23
9	25	15	6	15	6,092	8.17	198	74,553	2,968	3,124	48.72	51.28
10	2	15	6	15	6,092	8.17	199	74,553	2,848	3,244	46.75	53.25
3	27	15	6	17	6,091	8.17	200	74,553	2,666	3,425	43.77	56.23



AADT= 99003 K 30 FACTOR= 9.03 K 100 FACTOR= 8.84 K 200 FACTOR= 8.70 D 30 FACTOR= 53.23



MO	DY	YR	DAY OF WK	HR	HR VOL	PERCENT OF AADT	HOUR NUMBER	AADT	EAST VOLUME	WEST VOLUME	PERCENT EAST IS OF TOTAL VOLUME	PERCENT WEST IS OF TOTAL VOLUME
10	6	15	3	18	9,212	9.30	1	99,003	4,204	5,008	45.64	54.36
10	27	15	3	17	9,131	9.22	2	99,003	4,411	4,720	48.31	51.69
10	22	15	5	17	9,106	9.20	3	99,003	4,471	4,635	49.10	50.90
10	8	15	5	18	9,088	9.18	4	99,003	4,223	4,865	46.47	53.53
6	11	15	5	18	9,057	9.15	5	99,003	4,564	4,493	50.39	49.61
10	13	15	3	17	9,054	9.15	6	99,003	4,302	4,752	47.51	52.49
6	4	15	5	18	9,043	9.13	7	99,003	4,348	4,695	48.08	51.92
10	1	15	5	17	9,038	9.13	8	99,003	4,475	4,563	49.51	50.49
7	16	15	5	17	9,035	9.13	9	99,003	4,490	4,545	49.70	50.30
10	6	15	3	17	9,029	9.12	10	99,003	4,202	4,827	46.54	53.46
10	13	15	3	18	9,026	9.12	11	99,003	4,205	4,821	46.59	53.41
6	4	15	5	17	9,023	9.11	12	99,003	4,363	4,660	48.35	51.65
10	8	15	5	17	9,016	9.11	13	99,003	4,282	4,734	47.49	52.51

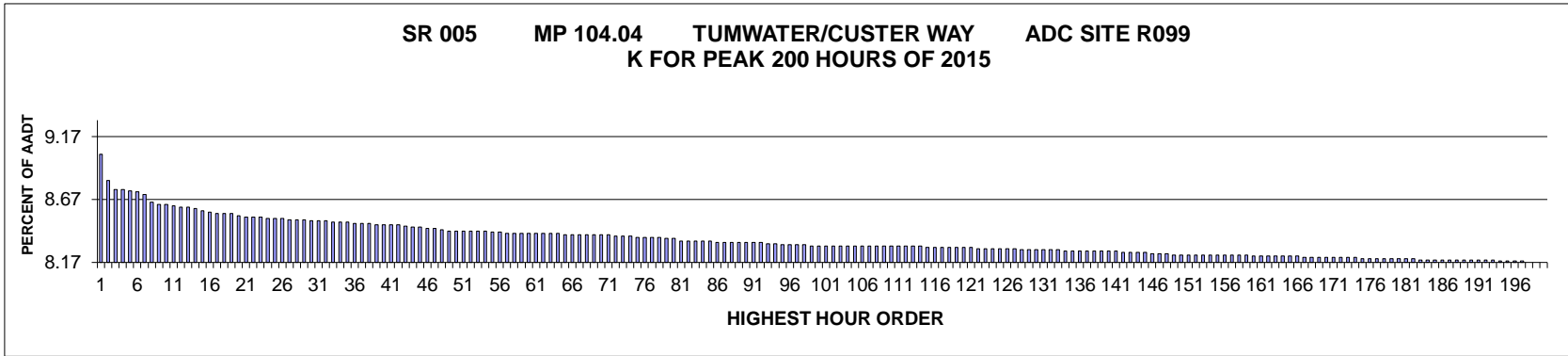
MO	DY	YR	DAY OF WK	HR	HR VOL	PERCENT OF AADT	HOUR NUMBER	AADT	EAST VOLUME	WEST VOLUME	PERCENT EAST IS OF TOTAL VOLUME	PERCENT WEST IS OF TOTAL VOLUME
10	15	15	5	17	9,015	9.11	14	99,003	4,300	4,715	47.70	52.30
10	9	15	6	17	9,011	9.10	15	99,003	4,436	4,575	49.23	50.77
6	12	15	6	17	9,008	9.10	16	99,003	4,723	4,285	52.43	47.57
9	29	15	3	17	9,008	9.10	17	99,003	4,286	4,722	47.58	52.42
4	30	15	5	17	8,998	9.09	18	99,003	4,228	4,770	46.99	53.01
4	21	15	3	17	8,993	9.08	19	99,003	4,230	4,763	47.04	52.96
6	10	15	4	17	8,990	9.08	20	99,003	4,364	4,626	48.54	51.46
6	2	15	3	17	8,982	9.07	21	99,003	4,296	4,686	47.83	52.17
10	14	15	4	18	8,976	9.07	22	99,003	4,102	4,874	45.70	54.30
7	15	15	4	18	8,972	9.06	23	99,003	4,172	4,800	46.50	53.50
6	2	15	3	18	8,969	9.06	24	99,003	4,110	4,859	45.82	54.18
6	9	15	3	17	8,969	9.06	25	99,003	4,364	4,605	48.66	51.34
5	5	15	3	17	8,962	9.05	26	99,003	4,221	4,741	47.10	52.90
5	8	15	6	17	8,960	9.05	27	99,003	4,402	4,558	49.13	50.87
10	7	15	4	18	8,950	9.04	28	99,003	4,017	4,933	44.88	55.12
5	12	15	3	18	8,947	9.04	29	99,003	4,243	4,704	47.42	52.58
5	19	15	3	18	8,939	9.03	30	99,003	4,181	4,758	46.77	53.23
7	15	15	4	17	8,937	9.03	31	99,003	4,373	4,564	48.93	51.07
4	17	15	6	17	8,923	9.01	32	99,003	4,197	4,726	47.04	52.96
7	14	15	3	17	8,923	9.01	33	99,003	4,323	4,600	48.45	51.55
6	3	15	4	17	8,915	9.00	34	99,003	4,210	4,705	47.22	52.78
9	25	15	6	17	8,915	9.00	35	99,003	4,262	4,653	47.81	52.19
5	7	15	5	17	8,909	9.00	36	99,003	4,195	4,714	47.09	52.91
6	16	15	3	18	8,904	8.99	37	99,003	4,206	4,698	47.24	52.76
5	19	15	3	17	8,891	8.98	38	99,003	4,130	4,761	46.45	53.55
9	30	15	4	18	8,891	8.98	39	99,003	4,021	4,870	45.23	54.77
5	20	15	4	17	8,887	8.98	40	99,003	4,219	4,668	47.47	52.53
6	3	15	4	18	8,884	8.97	41	99,003	4,138	4,746	46.58	53.42
10	7	15	4	17	8,882	8.97	42	99,003	4,073	4,809	45.86	54.14
3	10	15	3	18	8,874	8.96	43	99,003	3,948	4,926	44.49	55.51
4	14	15	3	17	8,871	8.96	44	99,003	4,165	4,706	46.95	53.05
5	12	15	3	17	8,867	8.96	45	99,003	4,161	4,706	46.93	53.07
10	1	15	5	18	8,866	8.96	46	99,003	4,168	4,698	47.01	52.99
10	23	15	6	17	8,857	8.95	47	99,003	4,339	4,518	48.99	51.01
10	14	15	4	17	8,852	8.94	48	99,003	4,246	4,606	47.97	52.03
2	13	15	6	17	8,851	8.94	49	99,003	4,254	4,597	48.06	51.94
10	20	15	3	18	8,849	8.94	50	99,003	4,071	4,778	46.01	53.99
10	27	15	3	18	8,844	8.93	51	99,003	4,145	4,699	46.87	53.13
2	10	15	3	17	8,843	8.93	52	99,003	4,093	4,750	46.29	53.71
9	29	15	3	18	8,841	8.93	53	99,003	4,091	4,750	46.27	53.73
5	27	15	4	17	8,826	8.91	54	99,003	4,206	4,620	47.65	52.35
5	28	15	5	18	8,826	8.91	55	99,003	4,114	4,712	46.61	53.39
10	5	15	2	17	8,820	8.91	56	99,003	4,082	4,738	46.28	53.72
8	4	15	3	17	8,817	8.91	57	99,003	4,249	4,568	48.19	51.81
5	7	15	5	18	8,816	8.90	58	99,003	4,185	4,631	47.47	52.53

MO	DY	YR	DAY OF WK	HR	HR VOL	PERCENT OF AADT	HOUR NUMBER	AADT	EAST VOLUME	WEST VOLUME	PERCENT EAST IS OF TOTAL VOLUME	PERCENT WEST IS OF TOTAL VOLUME
3	5	15	5	18	8,815	8.90	59	99,003	4,090	4,725	46.40	53.60
7	1	15	4	17	8,813	8.90	60	99,003	4,189	4,624	47.53	52.47
11	19	15	5	18	8,812	8.90	61	99,003	4,195	4,617	47.61	52.39
5	20	15	4	18	8,808	8.90	62	99,003	4,231	4,577	48.04	51.96
3	6	15	6	17	8,806	8.89	63	99,003	4,144	4,662	47.06	52.94
9	22	15	3	18	8,805	8.89	64	99,003	4,154	4,651	47.18	52.82
9	23	15	4	17	8,801	8.89	65	99,003	4,217	4,584	47.92	52.08
6	11	15	5	17	8,799	8.89	66	99,003	4,249	4,550	48.29	51.71
9	10	15	5	17	8,799	8.89	67	99,003	4,240	4,559	48.19	51.81
3	17	15	3	17	8,797	8.89	68	99,003	3,984	4,813	45.29	54.71
5	26	15	3	18	8,797	8.89	69	99,003	4,118	4,679	46.81	53.19
5	15	15	6	17	8,794	8.88	70	99,003	4,133	4,661	47.00	53.00
4	22	15	4	18	8,793	8.88	71	99,003	4,053	4,740	46.09	53.91
10	2	15	6	17	8,793	8.88	72	99,003	4,290	4,503	48.79	51.21
2	24	15	3	17	8,789	8.88	73	99,003	4,190	4,599	47.67	52.33
11	19	15	5	17	8,789	8.88	74	99,003	4,215	4,574	47.96	52.04
8	25	15	3	18	8,787	8.88	75	99,003	4,144	4,643	47.16	52.84
5	18	15	2	17	8,786	8.87	76	99,003	4,242	4,544	48.28	51.72
9	30	15	4	17	8,784	8.87	77	99,003	4,231	4,553	48.17	51.83
10	21	15	4	18	8,783	8.87	78	99,003	4,001	4,782	45.55	54.45
10	28	15	4	17	8,783	8.87	79	99,003	4,247	4,536	48.35	51.65
5	5	15	3	18	8,779	8.87	80	99,003	4,059	4,720	46.24	53.76
5	28	15	5	17	8,776	8.86	81	99,003	4,112	4,664	46.86	53.14
5	27	15	4	18	8,775	8.86	82	99,003	4,088	4,687	46.59	53.41
10	16	15	6	17	8,773	8.86	83	99,003	4,200	4,573	47.87	52.13
3	5	15	5	17	8,772	8.86	84	99,003	4,052	4,720	46.19	53.81
3	4	15	4	17	8,771	8.86	85	99,003	4,145	4,626	47.26	52.74
9	24	15	5	17	8,765	8.85	86	99,003	4,232	4,533	48.28	51.72
4	16	15	5	17	8,764	8.85	87	99,003	4,189	4,575	47.80	52.20
8	5	15	4	17	8,763	8.85	88	99,003	4,216	4,547	48.11	51.89
5	1	15	6	17	8,762	8.85	89	99,003	4,203	4,559	47.97	52.03
10	20	15	3	17	8,762	8.85	90	99,003	4,245	4,517	48.45	51.55
9	17	15	5	18	8,761	8.85	91	99,003	4,062	4,699	46.36	53.64
3	12	15	5	18	8,760	8.85	92	99,003	4,062	4,698	46.37	53.63
8	27	15	5	17	8,760	8.85	93	99,003	4,177	4,583	47.68	52.32
9	22	15	3	17	8,760	8.85	94	99,003	4,162	4,598	47.51	52.49
6	10	15	4	18	8,759	8.85	95	99,003	4,116	4,643	46.99	53.01
1	9	15	6	17	8,756	8.84	96	99,003	4,176	4,580	47.69	52.31
9	10	15	5	18	8,755	8.84	97	99,003	4,105	4,650	46.89	53.11
4	2	15	5	18	8,754	8.84	98	99,003	4,189	4,565	47.85	52.15
7	28	15	3	17	8,754	8.84	99	99,003	4,155	4,599	47.46	52.54
3	13	15	6	17	8,752	8.84	100	99,003	4,128	4,624	47.17	52.83
5	4	15	2	17	8,752	8.84	101	99,003	4,081	4,671	46.63	53.37
1	30	15	6	17	8,751	8.84	102	99,003	4,206	4,545	48.06	51.94
10	22	15	5	18	8,751	8.84	103	99,003	4,037	4,714	46.13	53.87

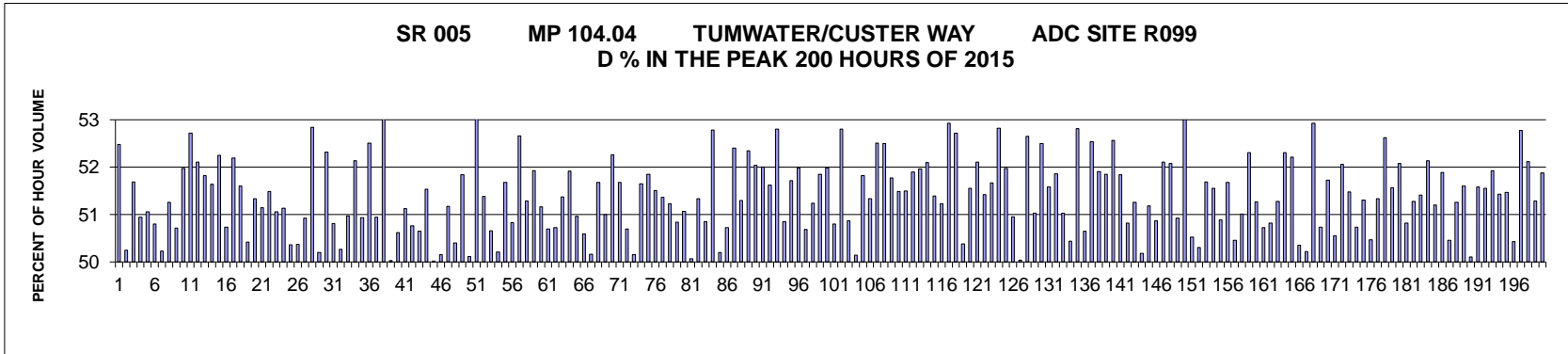
MO	DY	YR	DAY OF WK	HR	HR VOL	PERCENT OF AADT	HOUR NUMBER	AADT	EAST VOLUME	WEST VOLUME	PERCENT EAST IS OF TOTAL VOLUME	PERCENT WEST IS OF TOTAL VOLUME
7	7	15	3	17	8,750	8.84	104	99,003	4,239	4,511	48.45	51.55
4	28	15	3	17	8,747	8.84	105	99,003	4,132	4,615	47.24	52.76
10	26	15	2	17	8,747	8.84	106	99,003	4,160	4,587	47.56	52.44
5	6	15	4	17	8,746	8.83	107	99,003	4,165	4,581	47.62	52.38
8	25	15	3	17	8,742	8.83	108	99,003	4,176	4,566	47.77	52.23
9	16	15	4	17	8,741	8.83	109	99,003	4,200	4,541	48.05	51.95
3	30	15	2	17	8,740	8.83	110	99,003	4,087	4,653	46.76	53.24
7	9	15	5	18	8,736	8.82	111	99,003	4,188	4,548	47.94	52.06
10	12	15	2	17	8,734	8.82	112	99,003	4,215	4,519	48.26	51.74
4	29	15	4	17	8,733	8.82	113	99,003	4,071	4,662	46.62	53.38
6	24	15	4	17	8,732	8.82	114	99,003	4,180	4,552	47.87	52.13
1	29	15	5	17	8,731	8.82	115	99,003	4,154	4,577	47.58	52.42
4	29	15	4	18	8,731	8.82	116	99,003	4,001	4,730	45.83	54.17
3	18	15	4	18	8,730	8.82	117	99,003	4,154	4,576	47.58	52.42
7	14	15	3	18	8,729	8.82	118	99,003	4,145	4,584	47.49	52.51
2	18	15	4	18	8,728	8.82	119	99,003	4,084	4,644	46.79	53.21
5	21	15	5	18	8,724	8.81	120	99,003	4,146	4,578	47.52	52.48
4	28	15	3	18	8,723	8.81	121	99,003	4,056	4,667	46.50	53.50
4	30	15	5	18	8,723	8.81	122	99,003	4,087	4,636	46.85	53.15
9	21	15	2	17	8,721	8.81	123	99,003	4,196	4,525	48.11	51.89
10	26	15	2	18	8,721	8.81	124	99,003	4,096	4,625	46.97	53.03
1	29	15	5	18	8,720	8.81	125	99,003	4,049	4,671	46.43	53.57
7	22	15	4	17	8,720	8.81	126	99,003	4,135	4,585	47.42	52.58
6	16	15	3	17	8,718	8.81	127	99,003	4,190	4,528	48.06	51.94
8	12	15	4	17	8,717	8.80	128	99,003	4,212	4,505	48.32	51.68
9	8	15	3	17	8,716	8.80	129	99,003	4,138	4,578	47.48	52.52
6	18	15	5	17	8,715	8.80	130	99,003	4,303	4,412	49.37	50.63
1	27	15	3	17	8,714	8.80	131	99,003	4,044	4,670	46.41	53.59
2	11	15	4	18	8,714	8.80	132	99,003	4,009	4,705	46.01	53.99
4	15	15	4	17	8,714	8.80	133	99,003	4,083	4,631	46.86	53.14
9	18	15	6	17	8,713	8.80	134	99,003	4,180	4,533	47.97	52.03
6	30	15	3	17	8,711	8.80	135	99,003	4,214	4,497	48.38	51.62
8	11	15	3	18	8,709	8.80	136	99,003	4,121	4,588	47.32	52.68
11	20	15	6	17	8,709	8.80	137	99,003	4,340	4,369	49.83	50.17
9	9	15	4	18	8,708	8.80	138	99,003	4,096	4,612	47.04	52.96
9	15	15	3	18	8,708	8.80	139	99,003	4,180	4,528	48.00	52.00
9	15	15	3	17	8,706	8.79	140	99,003	4,206	4,500	48.31	51.69
2	17	15	3	17	8,704	8.79	141	99,003	4,117	4,587	47.30	52.70
3	19	15	5	17	8,704	8.79	142	99,003	3,997	4,707	45.92	54.08
6	1	15	2	17	8,704	8.79	143	99,003	4,115	4,589	47.28	52.72
11	18	15	4	17	8,704	8.79	144	99,003	4,173	4,531	47.94	52.06
4	22	15	4	17	8,702	8.79	145	99,003	3,920	4,782	45.05	54.95
3	18	15	4	17	8,700	8.79	146	99,003	4,004	4,696	46.02	53.98
9	11	15	6	17	8,694	8.78	147	99,003	4,200	4,494	48.31	51.69
4	1	15	4	18	8,693	8.78	148	99,003	4,031	4,662	46.37	53.63

MO	DY	YR	DAY OF WK	HR	HR VOL	PERCENT OF AADT	HOUR NUMBER	AADT	EAST VOLUME	WEST VOLUME	PERCENT EAST IS OF TOTAL VOLUME	PERCENT WEST IS OF TOTAL VOLUME
4	21	15	3	18	8,691	8.78	149	99,003	4,068	4,623	46.81	53.19
8	13	15	5	17	8,691	8.78	150	99,003	4,140	4,551	47.64	52.36
4	14	15	3	18	8,687	8.77	151	99,003	4,088	4,599	47.06	52.94
4	2	15	5	17	8,685	8.77	152	99,003	4,128	4,557	47.53	52.47
5	14	15	5	17	8,682	8.77	153	99,003	4,179	4,503	48.13	51.87
1	14	15	4	17	8,681	8.77	154	99,003	4,078	4,603	46.98	53.02
8	18	15	3	18	8,680	8.77	155	99,003	4,159	4,521	47.91	52.09
8	19	15	4	17	8,679	8.77	156	99,003	4,162	4,517	47.95	52.05
7	6	15	2	17	8,677	8.76	157	99,003	4,293	4,384	49.48	50.52
1	21	15	4	17	8,673	8.76	158	99,003	4,028	4,645	46.44	53.56
5	26	15	3	17	8,671	8.76	159	99,003	4,077	4,594	47.02	52.98
6	17	15	4	18	8,671	8.76	160	99,003	4,060	4,611	46.82	53.18
7	21	15	3	17	8,670	8.76	161	99,003	4,137	4,533	47.72	52.28
11	24	15	3	17	8,669	8.76	162	99,003	4,233	4,436	48.83	51.17
4	27	15	2	17	8,668	8.76	163	99,003	4,027	4,641	46.46	53.54
6	9	15	3	18	8,666	8.75	164	99,003	4,080	4,586	47.08	52.92
2	10	15	3	18	8,662	8.75	165	99,003	4,067	4,595	46.95	53.05
6	5	15	6	17	8,660	8.75	166	99,003	4,122	4,538	47.60	52.40
8	18	15	3	17	8,655	8.74	167	99,003	4,001	4,654	46.23	53.77
6	17	15	4	17	8,654	8.74	168	99,003	4,150	4,504	47.95	52.05
8	3	15	2	17	8,648	8.74	169	99,003	4,155	4,493	48.05	51.95
1	6	15	3	17	8,646	8.73	170	99,003	3,995	4,651	46.21	53.79
7	16	15	5	18	8,646	8.73	171	99,003	4,156	4,490	48.07	51.93
10	29	15	5	18	8,646	8.73	172	99,003	3,961	4,685	45.81	54.19
9	17	15	5	17	8,645	8.73	173	99,003	4,184	4,461	48.40	51.60
9	23	15	4	18	8,644	8.73	174	99,003	4,119	4,525	47.65	52.35
10	28	15	4	18	8,644	8.73	175	99,003	3,988	4,656	46.14	53.86
4	1	15	4	17	8,643	8.73	176	99,003	3,920	4,723	45.35	54.65
2	20	15	6	17	8,641	8.73	177	99,003	4,142	4,499	47.93	52.07
3	12	15	5	17	8,640	8.73	178	99,003	4,022	4,618	46.55	53.45
7	7	15	3	18	8,640	8.73	179	99,003	4,108	4,532	47.55	52.45
8	11	15	3	17	8,640	8.73	180	99,003	4,188	4,452	48.47	51.53
10	21	15	4	17	8,638	8.72	181	99,003	4,122	4,516	47.72	52.28
7	8	15	4	17	8,634	8.72	182	99,003	4,145	4,489	48.01	51.99
9	2	15	4	17	8,634	8.72	183	99,003	4,047	4,587	46.87	53.13
3	2	15	2	17	8,633	8.72	184	99,003	4,023	4,610	46.60	53.40
7	8	15	4	18	8,632	8.72	185	99,003	4,121	4,511	47.74	52.26
8	24	15	2	17	8,632	8.72	186	99,003	4,060	4,572	47.03	52.97
3	10	15	3	17	8,631	8.72	187	99,003	4,000	4,631	46.34	53.66
4	20	15	2	17	8,629	8.72	188	99,003	4,044	4,585	46.87	53.13
9	16	15	4	18	8,629	8.72	189	99,003	3,963	4,666	45.93	54.07
2	25	15	4	18	8,628	8.71	190	99,003	3,927	4,701	45.51	54.49
2	27	15	6	17	8,628	8.71	191	99,003	4,107	4,521	47.60	52.40
9	14	15	2	18	8,628	8.71	192	99,003	4,065	4,563	47.11	52.89
3	4	15	4	18	8,627	8.71	193	99,003	3,997	4,630	46.33	53.67

MO	DY	YR	DAY OF WK	HR	HR VOL	PERCENT OF AADT	HOUR NUMBER	AADT	EAST VOLUME	WEST VOLUME	PERCENT EAST IS OF TOTAL VOLUME	PERCENT WEST IS OF TOTAL VOLUME
6	23	15	3	17	8,626	8.71	194	99,003	4,092	4,534	47.44	52.56
8	6	15	5	18	8,626	8.71	195	99,003	4,192	4,434	48.60	51.40
8	6	15	5	17	8,625	8.71	196	99,003	4,124	4,501	47.81	52.19
3	24	15	3	17	8,624	8.71	197	99,003	3,992	4,632	46.29	53.71
6	15	15	2	17	8,623	8.71	198	99,003	4,132	4,491	47.92	52.08
10	23	15	6	18	8,623	8.71	199	99,003	4,089	4,534	47.42	52.58
8	26	15	4	17	8,616	8.70	200	99,003	4,086	4,530	47.42	52.58



AADT= 101350 K 30 FACTOR= 8.50 K 100 FACTOR= 8.30 K 200 FACTOR= 8.17 D 30 FACTOR= 52.32



MO	DY	YR	DAY OF WK	HR	HR VOL	PERCENT OF AADT	HOUR NUMBER	AADT	NORTH VOLUME	SOUTH VOLUME	PERCENT NORTH IS OF TOTAL VOLUME	PERCENT SOUTH IS OF TOTAL VOLUME
6	12	15	6	17	9,147	9.03	1	101,350	4,347	4,800	47.52	52.48
11	25	15	4	14	8,938	8.82	2	101,350	4,491	4,447	50.25	49.75
6	18	15	5	17	8,872	8.75	3	101,350	4,286	4,586	48.31	51.69
10	9	15	6	17	8,867	8.75	4	101,350	4,350	4,517	49.06	50.94
10	16	15	6	17	8,862	8.74	5	101,350	4,337	4,525	48.94	51.06
4	17	15	6	17	8,848	8.73	6	101,350	4,495	4,353	50.80	49.20
7	10	15	6	16	8,829	8.71	7	101,350	4,435	4,394	50.23	49.77
6	19	15	6	16	8,763	8.65	8	101,350	4,271	4,492	48.74	51.26
2	13	15	6	17	8,751	8.63	9	101,350	4,313	4,438	49.29	50.71
3	6	15	6	17	8,747	8.63	10	101,350	4,201	4,546	48.03	51.97
5	8	15	6	17	8,737	8.62	11	101,350	4,131	4,606	47.28	52.72
5	1	15	6	17	8,727	8.61	12	101,350	4,179	4,548	47.89	52.11
10	8	15	5	17	8,725	8.61	13	101,350	4,204	4,521	48.18	51.82
10	2	15	6	17	8,720	8.60	14	101,350	4,217	4,503	48.36	51.64

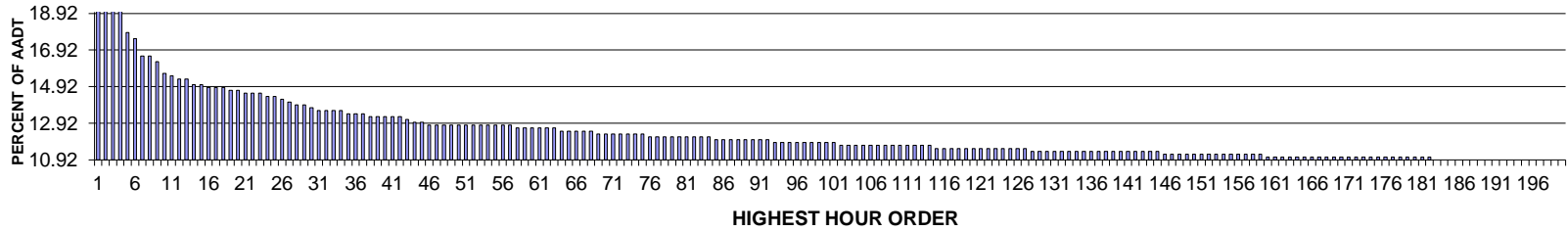
MO	DY	YR	DAY OF WK	HR	HR VOL	PERCENT OF AADT	HOUR NUMBER	AADT	NORTH VOLUME	SOUTH VOLUME	PERCENT NORTH IS OF TOTAL VOLUME	PERCENT SOUTH IS OF TOTAL VOLUME
6	25	15	5	18	8,692	8.58	15	101,350	4,542	4,150	52.25	47.75
7	10	15	6	17	8,682	8.57	16	101,350	4,404	4,278	50.73	49.27
5	15	15	6	18	8,676	8.56	17	101,350	4,148	4,528	47.81	52.19
9	18	15	6	17	8,673	8.56	18	101,350	4,198	4,475	48.40	51.60
11	25	15	4	15	8,672	8.56	19	101,350	4,300	4,372	49.58	50.42
7	17	15	6	17	8,652	8.54	20	101,350	4,211	4,441	48.67	51.33
9	25	15	6	17	8,648	8.53	21	101,350	4,225	4,423	48.86	51.14
10	9	15	6	16	8,643	8.53	22	101,350	4,193	4,450	48.51	51.49
8	6	15	5	17	8,642	8.53	23	101,350	4,229	4,413	48.94	51.06
7	10	15	6	15	8,637	8.52	24	101,350	4,416	4,221	51.13	48.87
7	16	15	5	17	8,632	8.52	25	101,350	4,285	4,347	49.64	50.36
11	20	15	6	17	8,632	8.52	26	101,350	4,284	4,348	49.63	50.37
5	7	15	5	17	8,629	8.51	27	101,350	4,235	4,394	49.08	50.92
6	19	15	6	17	8,621	8.51	28	101,350	4,066	4,555	47.16	52.84
8	13	15	5	17	8,621	8.51	29	101,350	4,328	4,293	50.20	49.80
7	10	15	6	14	8,614	8.50	30	101,350	4,507	4,107	52.32	47.68
10	15	15	5	17	8,612	8.50	31	101,350	4,236	4,376	49.19	50.81
8	7	15	6	17	8,611	8.50	32	101,350	4,282	4,329	49.73	50.27
11	25	15	4	13	8,607	8.49	33	101,350	4,220	4,387	49.03	50.97
4	3	15	6	17	8,604	8.49	34	101,350	4,118	4,486	47.86	52.14
11	25	15	4	16	8,602	8.49	35	101,350	4,221	4,381	49.07	50.93
10	23	15	6	17	8,598	8.48	36	101,350	4,083	4,515	47.49	52.51
10	9	15	6	14	8,596	8.48	37	101,350	4,379	4,217	50.94	49.06
11	6	15	6	17	8,596	8.48	38	101,350	3,988	4,608	46.39	53.61
2	20	15	6	17	8,584	8.47	39	101,350	4,289	4,295	49.97	50.03
6	12	15	6	16	8,584	8.47	40	101,350	4,239	4,345	49.38	50.62
5	15	15	6	17	8,583	8.47	41	101,350	4,195	4,388	48.88	51.12
7	9	15	5	17	8,583	8.47	42	101,350	4,226	4,357	49.24	50.76
9	25	15	6	16	8,575	8.46	43	101,350	4,232	4,343	49.35	50.65
5	22	15	6	17	8,567	8.45	44	101,350	4,152	4,415	48.47	51.53
6	11	15	5	17	8,565	8.45	45	101,350	4,284	4,281	50.02	49.98
6	26	15	6	15	8,558	8.44	46	101,350	4,292	4,266	50.15	49.85
6	11	15	5	18	8,556	8.44	47	101,350	4,178	4,378	48.83	51.17
8	28	15	6	15	8,546	8.43	48	101,350	4,307	4,239	50.40	49.60
1	16	15	6	17	8,538	8.42	49	101,350	4,112	4,426	48.16	51.84
2	20	15	6	18	8,537	8.42	50	101,350	4,278	4,259	50.11	49.89
5	1	15	6	18	8,533	8.42	51	101,350	3,990	4,543	46.76	53.24
11	28	15	7	13	8,530	8.42	52	101,350	4,383	4,147	51.38	48.62
3	19	15	5	17	8,529	8.42	53	101,350	4,208	4,321	49.34	50.66
8	27	15	5	17	8,529	8.42	54	101,350	4,247	4,282	49.79	50.21
7	10	15	6	18	8,527	8.41	55	101,350	4,120	4,407	48.32	51.68
3	20	15	6	17	8,526	8.41	56	101,350	4,192	4,334	49.17	50.83
6	3	15	4	17	8,517	8.40	57	101,350	4,032	4,485	47.34	52.66
4	16	15	5	17	8,516	8.40	58	101,350	4,148	4,368	48.71	51.29
4	24	15	6	17	8,516	8.40	59	101,350	4,094	4,422	48.07	51.93
5	28	15	5	17	8,516	8.40	60	101,350	4,159	4,357	48.84	51.16
7	24	15	6	15	8,514	8.40	61	101,350	4,317	4,197	50.70	49.30
7	22	15	4	17	8,513	8.40	62	101,350	4,195	4,318	49.28	50.72
6	19	15	6	15	8,511	8.40	63	101,350	4,139	4,372	48.63	51.37

MO	DY	YR	DAY OF WK	HR	HR VOL	PERCENT OF AADT	HOUR NUMBER	AADT	NORTH VOLUME	SOUTH VOLUME	PERCENT NORTH IS OF TOTAL VOLUME	PERCENT SOUTH IS OF TOTAL VOLUME
2	13	15	6	18	8,509	8.40	64	101,350	4,091	4,418	48.08	51.92
3	27	15	6	17	8,505	8.39	65	101,350	4,171	4,334	49.04	50.96
6	4	15	5	18	8,505	8.39	66	101,350	4,202	4,303	49.41	50.59
8	20	15	5	17	8,505	8.39	67	101,350	4,266	4,239	50.16	49.84
3	5	15	5	17	8,502	8.39	68	101,350	4,108	4,394	48.32	51.68
6	19	15	6	14	8,502	8.39	69	101,350	4,166	4,336	49.00	51.00
9	8	15	3	17	8,501	8.39	70	101,350	4,058	4,443	47.74	52.26
3	27	15	6	18	8,500	8.39	71	101,350	4,107	4,393	48.32	51.68
8	7	15	6	16	8,495	8.38	72	101,350	4,307	4,188	50.70	49.30
7	15	15	4	17	8,491	8.38	73	101,350	4,233	4,258	49.85	50.15
8	5	15	4	17	8,491	8.38	74	101,350	4,105	4,386	48.35	51.65
1	30	15	6	17	8,484	8.37	75	101,350	4,085	4,399	48.15	51.85
3	26	15	5	17	8,482	8.37	76	101,350	4,113	4,369	48.49	51.51
3	27	15	6	16	8,482	8.37	77	101,350	4,126	4,356	48.64	51.36
4	2	15	5	17	8,481	8.37	78	101,350	4,136	4,345	48.77	51.23
3	13	15	6	17	8,477	8.36	79	101,350	4,167	4,310	49.16	50.84
2	18	15	4	17	8,475	8.36	80	101,350	4,147	4,328	48.93	51.07
8	12	15	4	17	8,457	8.34	81	101,350	4,234	4,223	50.07	49.93
10	2	15	6	16	8,457	8.34	82	101,350	4,116	4,341	48.67	51.33
6	17	15	4	17	8,450	8.34	83	101,350	4,153	4,297	49.15	50.85
6	18	15	5	18	8,450	8.34	84	101,350	3,990	4,460	47.22	52.78
5	8	15	6	15	8,449	8.34	85	101,350	4,208	4,241	49.80	50.20
6	4	15	5	17	8,447	8.33	86	101,350	4,163	4,284	49.28	50.72
10	23	15	6	16	8,444	8.33	87	101,350	4,019	4,425	47.60	52.40
9	10	15	5	17	8,442	8.33	88	101,350	4,111	4,331	48.70	51.30
10	23	15	6	18	8,441	8.33	89	101,350	4,022	4,419	47.65	52.35
10	1	15	5	17	8,440	8.33	90	101,350	4,048	4,392	47.96	52.04
6	16	15	3	17	8,439	8.33	91	101,350	4,051	4,388	48.00	52.00
9	24	15	5	17	8,439	8.33	92	101,350	4,083	4,356	48.38	51.62
2	13	15	6	16	8,437	8.32	93	101,350	3,982	4,455	47.20	52.80
6	30	15	3	17	8,429	8.32	94	101,350	4,143	4,286	49.15	50.85
10	22	15	5	17	8,426	8.31	95	101,350	4,068	4,358	48.28	51.72
5	1	15	6	16	8,423	8.31	96	101,350	4,045	4,378	48.02	51.98
9	11	15	6	17	8,421	8.31	97	101,350	4,152	4,269	49.31	50.69
8	28	15	6	17	8,419	8.31	98	101,350	4,105	4,314	48.76	51.24
7	14	15	3	17	8,417	8.30	99	101,350	4,053	4,364	48.15	51.85
7	8	15	4	17	8,416	8.30	100	101,350	4,041	4,375	48.02	51.98
8	25	15	3	17	8,416	8.30	101	101,350	4,141	4,275	49.20	50.80
2	27	15	6	18	8,415	8.30	102	101,350	3,972	4,443	47.20	52.80
5	6	15	4	17	8,415	8.30	103	101,350	4,134	4,281	49.13	50.87
3	20	15	6	16	8,414	8.30	104	101,350	4,195	4,219	49.86	50.14
6	10	15	4	17	8,411	8.30	105	101,350	4,052	4,359	48.18	51.82
9	23	15	4	17	8,411	8.30	106	101,350	4,094	4,317	48.67	51.33
2	27	15	6	17	8,410	8.30	107	101,350	3,994	4,416	47.49	52.51
4	29	15	4	17	8,410	8.30	108	101,350	3,995	4,415	47.50	52.50
1	9	15	6	17	8,409	8.30	109	101,350	4,056	4,353	48.23	51.77
6	24	15	4	17	8,409	8.30	110	101,350	4,079	4,330	48.51	51.49
7	6	15	2	17	8,408	8.30	111	101,350	4,078	4,330	48.50	51.50
3	18	15	4	17	8,407	8.30	112	101,350	4,044	4,363	48.10	51.90

MO	DY	YR	DAY OF WK	HR	HR VOL	PERCENT OF AADT	HOUR NUMBER	AADT	NORTH VOLUME	SOUTH VOLUME	PERCENT NORTH IS OF TOTAL VOLUME	PERCENT SOUTH IS OF TOTAL VOLUME
5	29	15	6	17	8,407	8.30	113	101,350	4,039	4,368	48.04	51.96
9	16	15	4	17	8,407	8.30	114	101,350	4,027	4,380	47.90	52.10
4	2	15	5	18	8,406	8.29	115	101,350	4,086	4,320	48.61	51.39
4	15	15	4	17	8,405	8.29	116	101,350	4,099	4,306	48.77	51.23
9	18	15	6	18	8,405	8.29	117	101,350	3,956	4,449	47.07	52.93
3	13	15	6	16	8,403	8.29	118	101,350	3,973	4,430	47.28	52.72
7	24	15	6	16	8,402	8.29	119	101,350	4,169	4,233	49.62	50.38
10	16	15	6	16	8,400	8.29	120	101,350	4,330	4,070	51.55	48.45
4	3	15	6	18	8,399	8.29	121	101,350	4,022	4,377	47.89	52.11
6	2	15	3	17	8,396	8.28	122	101,350	4,079	4,317	48.58	51.42
8	27	15	5	18	8,395	8.28	123	101,350	4,057	4,338	48.33	51.67
5	5	15	3	17	8,391	8.28	124	101,350	3,959	4,432	47.18	52.82
9	15	15	3	17	8,390	8.28	125	101,350	4,030	4,360	48.03	51.97
7	30	15	5	17	8,388	8.28	126	101,350	4,114	4,274	49.05	50.95
5	15	15	6	16	8,387	8.28	127	101,350	4,190	4,197	49.96	50.04
6	5	15	6	17	8,386	8.27	128	101,350	3,971	4,415	47.35	52.65
7	1	15	4	17	8,386	8.27	129	101,350	4,107	4,279	48.97	51.03
6	12	15	6	18	8,384	8.27	130	101,350	3,982	4,402	47.50	52.50
8	21	15	6	16	8,380	8.27	131	101,350	4,058	4,322	48.42	51.58
6	15	15	2	17	8,379	8.27	132	101,350	4,034	4,345	48.14	51.86
6	19	15	6	13	8,377	8.27	133	101,350	4,102	4,275	48.97	51.03
7	10	15	6	13	8,375	8.26	134	101,350	4,224	4,151	50.44	49.56
10	2	15	6	18	8,374	8.26	135	101,350	3,952	4,422	47.19	52.81
7	17	15	6	15	8,373	8.26	136	101,350	4,241	4,132	50.65	49.35
4	3	15	6	15	8,369	8.26	137	101,350	3,972	4,397	47.46	52.54
7	24	15	6	17	8,369	8.26	138	101,350	4,025	4,344	48.09	51.91
10	27	15	3	17	8,369	8.26	139	101,350	4,030	4,339	48.15	51.85
5	22	15	6	16	8,368	8.26	140	101,350	3,970	4,398	47.44	52.56
6	16	15	3	18	8,368	8.26	141	101,350	4,030	4,338	48.16	51.84
10	16	15	6	18	8,365	8.25	142	101,350	4,114	4,251	49.18	50.82
10	30	15	6	17	8,363	8.25	143	101,350	4,076	4,287	48.74	51.26
4	17	15	6	16	8,362	8.25	144	101,350	4,196	4,166	50.18	49.82
8	7	15	6	14	8,359	8.25	145	101,350	4,278	4,081	51.18	48.82
4	9	15	5	17	8,354	8.24	146	101,350	4,104	4,250	49.13	50.87
4	22	15	4	17	8,353	8.24	147	101,350	4,000	4,353	47.89	52.11
5	21	15	5	17	8,347	8.24	148	101,350	4,000	4,347	47.92	52.08
7	28	15	3	17	8,346	8.23	149	101,350	4,096	4,250	49.08	50.92
10	9	15	6	18	8,346	8.23	150	101,350	3,923	4,423	47.00	53.00
9	3	15	5	16	8,345	8.23	151	101,350	4,129	4,216	49.48	50.52
3	27	15	6	15	8,344	8.23	152	101,350	4,147	4,197	49.70	50.30
10	8	15	5	18	8,344	8.23	153	101,350	4,031	4,313	48.31	51.69
6	23	15	3	17	8,342	8.23	154	101,350	4,042	4,300	48.45	51.55
8	19	15	4	17	8,342	8.23	155	101,350	4,097	4,245	49.11	50.89
7	21	15	3	17	8,341	8.23	156	101,350	4,030	4,311	48.32	51.68
8	7	15	6	13	8,341	8.23	157	101,350	4,132	4,209	49.54	50.46
6	22	15	2	17	8,338	8.23	158	101,350	4,085	4,253	48.99	51.01
3	13	15	6	15	8,337	8.23	159	101,350	3,976	4,361	47.69	52.31
8	26	15	4	17	8,331	8.22	160	101,350	4,060	4,271	48.73	51.27
7	9	15	5	18	8,330	8.22	161	101,350	4,105	4,225	49.28	50.72

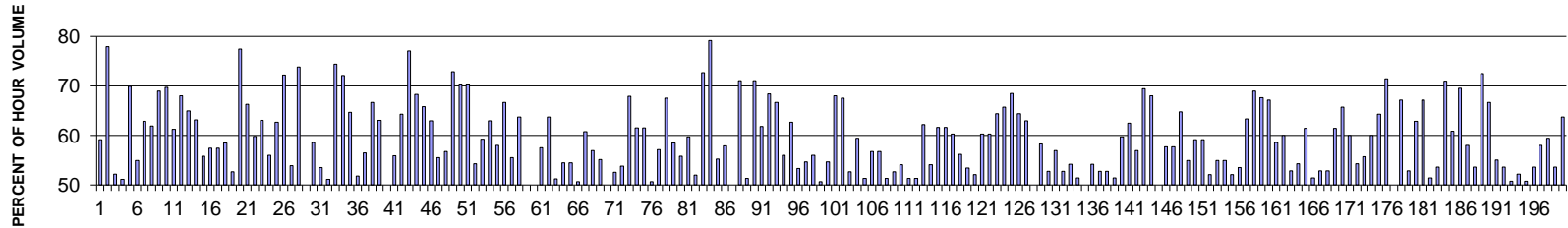
MO	DY	YR	DAY OF WK	HR	HR VOL	PERCENT OF AADT	HOUR NUMBER	AADT	NORTH VOLUME	SOUTH VOLUME	PERCENT NORTH IS OF TOTAL VOLUME	PERCENT SOUTH IS OF TOTAL VOLUME
7	31	15	6	17	8,330	8.22	162	101,350	4,097	4,233	49.18	50.82
7	13	15	2	17	8,328	8.22	163	101,350	4,057	4,271	48.72	51.28
9	25	15	6	18	8,328	8.22	164	101,350	3,972	4,356	47.69	52.31
5	27	15	4	17	8,326	8.22	165	101,350	3,979	4,347	47.79	52.21
9	25	15	6	15	8,326	8.22	166	101,350	4,134	4,192	49.65	50.35
7	15	15	4	18	8,325	8.21	167	101,350	4,144	4,181	49.78	50.22
3	30	15	2	17	8,323	8.21	168	101,350	3,918	4,405	47.07	52.93
8	21	15	6	15	8,323	8.21	169	101,350	4,222	4,101	50.73	49.27
5	8	15	6	16	8,320	8.21	170	101,350	4,016	4,304	48.27	51.73
10	9	15	6	15	8,320	8.21	171	101,350	4,114	4,206	49.45	50.55
10	2	15	6	15	8,319	8.21	172	101,350	3,988	4,331	47.94	52.06
10	14	15	4	17	8,319	8.21	173	101,350	4,036	4,283	48.52	51.48
4	10	15	6	17	8,318	8.21	174	101,350	4,220	4,098	50.73	49.27
3	6	15	6	18	8,314	8.20	175	101,350	4,048	4,266	48.69	51.31
8	21	15	6	14	8,314	8.20	176	101,350	4,196	4,118	50.47	49.53
7	31	15	6	14	8,313	8.20	177	101,350	4,267	4,046	51.33	48.67
9	4	15	6	17	8,313	8.20	178	101,350	3,939	4,374	47.38	52.62
5	20	15	4	17	8,312	8.20	179	101,350	4,026	4,286	48.44	51.56
10	7	15	4	17	8,309	8.20	180	101,350	3,982	4,327	47.92	52.08
8	13	15	5	18	8,308	8.20	181	101,350	4,086	4,222	49.18	50.82
6	19	15	6	18	8,307	8.20	182	101,350	4,047	4,260	48.72	51.28
6	25	15	5	17	8,305	8.19	183	101,350	4,035	4,270	48.59	51.41
7	24	15	6	13	8,305	8.19	184	101,350	4,330	3,975	52.14	47.86
7	23	15	5	17	8,304	8.19	185	101,350	4,252	4,052	51.20	48.80
9	18	15	6	16	8,304	8.19	186	101,350	3,995	4,309	48.11	51.89
12	4	15	6	17	8,303	8.19	187	101,350	4,113	4,190	49.54	50.46
4	14	15	3	17	8,302	8.19	188	101,350	4,046	4,256	48.74	51.26
8	28	15	6	16	8,302	8.19	189	101,350	4,018	4,284	48.40	51.60
7	16	15	5	18	8,298	8.19	190	101,350	4,141	4,157	49.90	50.10
7	17	15	6	14	8,298	8.19	191	101,350	4,280	4,018	51.58	48.42
4	21	15	3	17	8,297	8.19	192	101,350	4,020	4,277	48.45	51.55
9	11	15	6	18	8,297	8.19	193	101,350	3,988	4,309	48.07	51.93
5	8	15	6	14	8,295	8.18	194	101,350	4,029	4,266	48.57	51.43
9	30	15	4	17	8,294	8.18	195	101,350	4,025	4,269	48.53	51.47
10	16	15	6	14	8,288	8.18	196	101,350	4,108	4,180	49.57	50.43
4	30	15	5	17	8,287	8.18	197	101,350	3,914	4,373	47.23	52.77
6	29	15	2	17	8,285	8.17	198	101,350	3,967	4,318	47.88	52.12
6	5	15	6	16	8,281	8.17	199	101,350	4,034	4,247	48.71	51.29
4	7	15	3	17	8,280	8.17	200	101,350	3,984	4,296	48.12	51.88

**SR 017 MP 112.25 MANSFIELD ADC SITE R100
K FOR PEAK 200 HOURS OF 2015**



AADT= 632 K 30 FACTOR= 13.77 K 100 FACTOR= 11.87 K 200 FACTOR= 10.92 D 30 FACTOR= 58.62

**SR 017 MP 112.25 MANSFIELD ADC SITE R100
D % IN THE PEAK 200 HOURS OF 2015**



MO	DY	YR	DAY OF WK	HR	HR VOL	PERCENT OF AADT	HOUR NUMBER	AADT	NORTH VOLUME	SOUTH VOLUME	PERCENT NORTH IS OF TOTAL VOLUME	PERCENT SOUTH IS OF TOTAL VOLUME
8	14	15	6	19	213	33.70	1	632	126	87	59.15	40.85
8	14	15	6	20	199	31.49	2	632	155	44	77.89	22.11
8	15	15	7	13	138	21.84	3	632	66	72	47.83	52.17
8	15	15	7	12	127	20.09	4	632	65	62	51.18	48.82
8	16	15	1	14	113	17.88	5	632	34	79	30.09	69.91
8	15	15	7	11	111	17.56	6	632	50	61	45.05	54.95
5	22	15	6	15	105	16.61	7	632	39	66	37.14	62.86
8	15	15	7	14	105	16.61	8	632	65	40	61.90	38.10
10	11	15	1	16	103	16.30	9	632	32	71	31.07	68.93
8	14	15	6	21	99	15.66	10	632	69	30	69.70	30.30
8	15	15	7	10	98	15.51	11	632	38	60	38.78	61.22
4	2	15	5	12	97	15.35	12	632	66	31	68.04	31.96
8	16	15	1	18	97	15.35	13	632	34	63	35.05	64.95

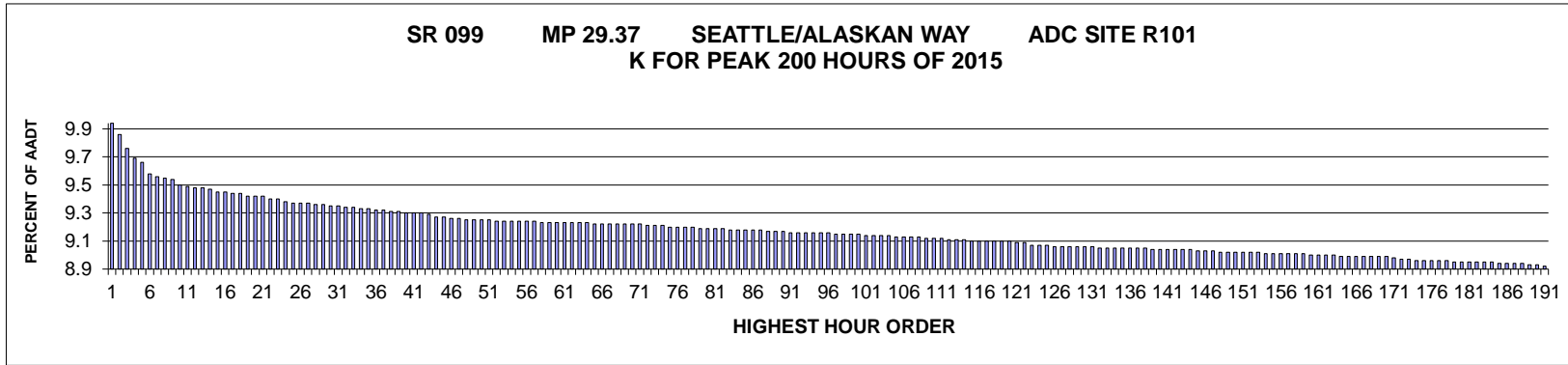
MO	DY	YR	DAY OF WK	HR	HR VOL	PERCENT OF AADT	HOUR NUMBER	AADT	NORTH VOLUME	SOUTH VOLUME	PERCENT NORTH IS OF TOTAL VOLUME	PERCENT SOUTH IS OF TOTAL VOLUME
8	16	15	1	13	95	15.03	14	632	35	60	36.84	63.16
8	16	15	1	16	95	15.03	15	632	42	53	44.21	55.79
5	23	15	7	11	94	14.87	16	632	40	54	42.55	57.45
8	14	15	6	18	94	14.87	17	632	40	54	42.55	57.45
8	16	15	1	17	94	14.87	18	632	39	55	41.49	58.51
5	1	15	6	17	93	14.72	19	632	44	49	47.31	52.69
11	28	15	7	12	93	14.72	20	632	21	72	22.58	77.42
5	25	15	2	12	92	14.56	21	632	31	61	33.70	66.30
8	15	15	7	15	92	14.56	22	632	55	37	59.78	40.22
8	15	15	7	16	92	14.56	23	632	58	34	63.04	36.96
9	7	15	2	15	91	14.40	24	632	40	51	43.96	56.04
9	25	15	6	18	91	14.40	25	632	57	34	62.64	37.36
5	25	15	2	13	90	14.24	26	632	25	65	27.78	72.22
7	17	15	6	17	89	14.08	27	632	48	41	53.93	46.07
7	19	15	1	15	88	13.92	28	632	23	65	26.14	73.86
9	4	15	6	16	88	13.92	29	632	44	44	50.00	50.00
5	3	15	1	16	87	13.77	30	632	36	51	41.38	58.62
4	10	15	6	14	86	13.61	31	632	46	40	53.49	46.51
5	22	15	6	17	86	13.61	32	632	44	42	51.16	48.84
8	16	15	1	15	86	13.61	33	632	22	64	25.58	74.42
10	16	15	6	18	86	13.61	34	632	62	24	72.09	27.91
4	3	15	6	11	85	13.45	35	632	55	30	64.71	35.29
8	14	15	6	15	85	13.45	36	632	44	41	51.76	48.24
9	4	15	6	19	85	13.45	37	632	48	37	56.47	43.53
4	2	15	5	11	84	13.29	38	632	56	28	66.67	33.33
7	12	15	1	13	84	13.29	39	632	31	53	36.90	63.10
7	17	15	6	15	84	13.29	40	632	42	42	50.00	50.00
10	24	15	7	11	84	13.29	41	632	37	47	44.05	55.95
11	8	15	1	14	84	13.29	42	632	30	54	35.71	64.29
11	20	15	6	18	83	13.13	43	632	19	64	22.89	77.11
7	5	15	1	12	82	12.97	44	632	26	56	31.71	68.29
7	19	15	1	14	82	12.97	45	632	28	54	34.15	65.85
3	29	15	1	12	81	12.82	46	632	51	30	62.96	37.04
5	10	15	1	15	81	12.82	47	632	36	45	44.44	55.56
5	22	15	6	16	81	12.82	48	632	35	46	43.21	56.79
5	25	15	2	14	81	12.82	49	632	22	59	27.16	72.84
5	25	15	2	15	81	12.82	50	632	24	57	29.63	70.37
7	5	15	1	15	81	12.82	51	632	24	57	29.63	70.37
7	24	15	6	15	81	12.82	52	632	37	44	45.68	54.32
8	16	15	1	12	81	12.82	53	632	33	48	40.74	59.26
8	16	15	1	19	81	12.82	54	632	30	51	37.04	62.96
9	13	15	1	16	81	12.82	55	632	34	47	41.98	58.02
10	18	15	1	13	81	12.82	56	632	27	54	33.33	66.67
10	25	15	1	16	81	12.82	57	632	36	45	44.44	55.56
7	18	15	7	11	80	12.66	58	632	29	51	36.25	63.75

MO	DY	YR	DAY OF WK	HR	HR VOL	PERCENT OF AADT	HOUR NUMBER	AADT	NORTH VOLUME	SOUTH VOLUME	PERCENT NORTH IS OF TOTAL VOLUME	PERCENT SOUTH IS OF TOTAL VOLUME
7	26	15	1	16	80	12.66	59	632	40	40	50.00	50.00
9	4	15	6	18	80	12.66	60	632	40	40	50.00	50.00
9	20	15	1	16	80	12.66	61	632	46	34	57.50	42.50
10	16	15	6	11	80	12.66	62	632	51	29	63.75	36.25
10	16	15	6	14	80	12.66	63	632	39	41	48.75	51.25
5	3	15	1	17	79	12.50	64	632	36	43	45.57	54.43
6	19	15	6	14	79	12.50	65	632	36	43	45.57	54.43
7	9	15	5	16	79	12.50	66	632	40	39	50.63	49.37
9	5	15	7	12	79	12.50	67	632	48	31	60.76	39.24
10	16	15	6	17	79	12.50	68	632	45	34	56.96	43.04
7	5	15	1	17	78	12.34	69	632	35	43	44.87	55.13
7	10	15	6	14	78	12.34	70	632	39	39	50.00	50.00
7	12	15	1	14	78	12.34	71	632	37	41	47.44	52.56
7	26	15	1	15	78	12.34	72	632	36	42	46.15	53.85
9	7	15	2	12	78	12.34	73	632	25	53	32.05	67.95
9	20	15	1	18	78	12.34	74	632	48	30	61.54	38.46
10	18	15	1	16	78	12.34	75	632	30	48	38.46	61.54
4	9	15	5	14	77	12.18	76	632	39	38	50.65	49.35
5	22	15	6	14	77	12.18	77	632	33	44	42.86	57.14
7	12	15	1	15	77	12.18	78	632	25	52	32.47	67.53
7	12	15	1	16	77	12.18	79	632	32	45	41.56	58.44
7	26	15	1	17	77	12.18	80	632	43	34	55.84	44.16
9	5	15	7	13	77	12.18	81	632	31	46	40.26	59.74
10	16	15	6	12	77	12.18	82	632	40	37	51.95	48.05
10	25	15	1	11	77	12.18	83	632	21	56	27.27	72.73
11	28	15	7	11	77	12.18	84	632	16	61	20.78	79.22
4	12	15	1	14	76	12.03	85	632	42	34	55.26	44.74
6	22	15	2	12	76	12.03	86	632	32	44	42.11	57.89
7	18	15	7	13	76	12.03	87	632	38	38	50.00	50.00
7	19	15	1	13	76	12.03	88	632	22	54	28.95	71.05
8	15	15	7	17	76	12.03	89	632	37	39	48.68	51.32
8	24	15	2	12	76	12.03	90	632	54	22	71.05	28.95
11	13	15	6	17	76	12.03	91	632	29	47	38.16	61.84
11	20	15	6	17	76	12.03	92	632	24	52	31.58	68.42
4	3	15	6	12	75	11.87	93	632	50	25	66.67	33.33
4	19	15	1	17	75	11.87	94	632	42	33	56.00	44.00
5	25	15	2	16	75	11.87	95	632	28	47	37.33	62.67
6	21	15	1	19	75	11.87	96	632	40	35	53.33	46.67
7	9	15	5	17	75	11.87	97	632	41	34	54.67	45.33
8	2	15	1	15	75	11.87	98	632	33	42	44.00	56.00
9	4	15	6	14	75	11.87	99	632	38	37	50.67	49.33
9	7	15	2	13	75	11.87	100	632	34	41	45.33	54.67
9	10	15	5	13	75	11.87	101	632	51	24	68.00	32.00
4	1	15	4	12	74	11.71	102	632	50	24	67.57	32.43
5	16	15	7	12	74	11.71	103	632	35	39	47.30	52.70

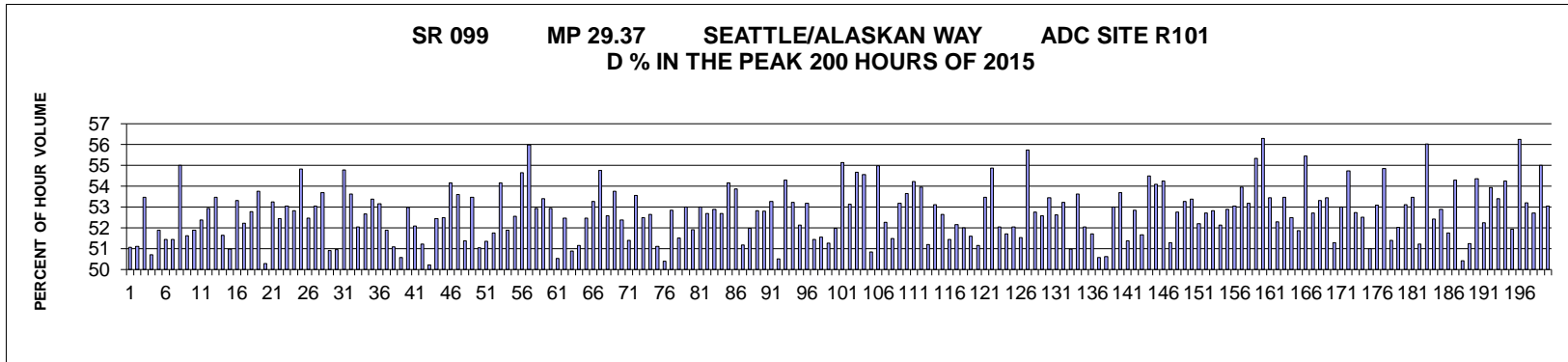
MO	DY	YR	DAY OF WK	HR	HR VOL	PERCENT OF AADT	HOUR NUMBER	AADT	NORTH VOLUME	SOUTH VOLUME	PERCENT NORTH IS OF TOTAL VOLUME	PERCENT SOUTH IS OF TOTAL VOLUME
5	23	15	7	12	74	11.71	104	632	44	30	59.46	40.54
6	14	15	1	14	74	11.71	105	632	36	38	48.65	51.35
6	15	15	2	12	74	11.71	106	632	42	32	56.76	43.24
7	17	15	6	12	74	11.71	107	632	32	42	43.24	56.76
7	19	15	1	16	74	11.71	108	632	38	36	51.35	48.65
7	19	15	1	17	74	11.71	109	632	39	35	52.70	47.30
7	22	15	4	13	74	11.71	110	632	34	40	45.95	54.05
7	24	15	6	14	74	11.71	111	632	38	36	51.35	48.65
10	9	15	6	11	74	11.71	112	632	38	36	51.35	48.65
10	9	15	6	17	74	11.71	113	632	46	28	62.16	37.84
10	29	15	5	12	74	11.71	114	632	34	40	45.95	54.05
3	27	15	6	13	73	11.55	115	632	45	28	61.64	38.36
3	30	15	2	15	73	11.55	116	632	45	28	61.64	38.36
5	3	15	1	18	73	11.55	117	632	44	29	60.27	39.73
7	10	15	6	16	73	11.55	118	632	41	32	56.16	43.84
7	11	15	7	16	73	11.55	119	632	34	39	46.58	53.42
7	12	15	1	12	73	11.55	120	632	35	38	47.95	52.05
8	9	15	1	16	73	11.55	121	632	29	44	39.73	60.27
8	14	15	6	16	73	11.55	122	632	44	29	60.27	39.73
9	20	15	1	14	73	11.55	123	632	47	26	64.38	35.62
10	16	15	6	16	73	11.55	124	632	48	25	65.75	34.25
10	18	15	1	11	73	11.55	125	632	23	50	31.51	68.49
10	18	15	1	14	73	11.55	126	632	26	47	35.62	64.38
11	6	15	6	12	73	11.55	127	632	27	46	36.99	63.01
3	27	15	6	14	72	11.39	128	632	36	36	50.00	50.00
4	24	15	6	15	72	11.39	129	632	42	30	58.33	41.67
6	12	15	6	15	72	11.39	130	632	34	38	47.22	52.78
6	19	15	6	15	72	11.39	131	632	31	41	43.06	56.94
6	19	15	6	17	72	11.39	132	632	34	38	47.22	52.78
6	22	15	2	14	72	11.39	133	632	39	33	54.17	45.83
7	3	15	6	13	72	11.39	134	632	35	37	48.61	51.39
7	11	15	7	14	72	11.39	135	632	36	36	50.00	50.00
7	16	15	5	16	72	11.39	136	632	33	39	45.83	54.17
7	17	15	6	16	72	11.39	137	632	34	38	47.22	52.78
7	23	15	5	17	72	11.39	138	632	34	38	47.22	52.78
7	24	15	6	18	72	11.39	139	632	37	35	51.39	48.61
8	14	15	6	12	72	11.39	140	632	43	29	59.72	40.28
9	20	15	1	15	72	11.39	141	632	45	27	62.50	37.50
10	11	15	1	17	72	11.39	142	632	31	41	43.06	56.94
10	25	15	1	14	72	11.39	143	632	22	50	30.56	69.44
10	26	15	2	12	72	11.39	144	632	23	49	31.94	68.06
11	6	15	6	17	72	11.39	145	632	36	36	50.00	50.00
3	27	15	6	12	71	11.23	146	632	41	30	57.75	42.25
3	30	15	2	16	71	11.23	147	632	41	30	57.75	42.25
4	9	15	5	11	71	11.23	148	632	46	25	64.79	35.21

MO	DY	YR	DAY OF WK	HR	HR VOL	PERCENT OF AADT	HOUR NUMBER	AADT	NORTH VOLUME	SOUTH VOLUME	PERCENT NORTH IS OF TOTAL VOLUME	PERCENT SOUTH IS OF TOTAL VOLUME
5	15	15	6	17	71	11.23	149	632	32	39	45.07	54.93
5	22	15	6	18	71	11.23	150	632	42	29	59.15	40.85
5	24	15	1	17	71	11.23	151	632	29	42	40.85	59.15
7	10	15	6	17	71	11.23	152	632	37	34	52.11	47.89
7	17	15	6	13	71	11.23	153	632	32	39	45.07	54.93
9	25	15	6	16	71	11.23	154	632	39	32	54.93	45.07
10	2	15	6	11	71	11.23	155	632	37	34	52.11	47.89
10	23	15	6	11	71	11.23	156	632	33	38	46.48	53.52
10	25	15	1	15	71	11.23	157	632	26	45	36.62	63.38
10	27	15	3	11	71	11.23	158	632	22	49	30.99	69.01
11	29	15	1	14	71	11.23	159	632	23	48	32.39	67.61
3	26	15	5	11	70	11.08	160	632	47	23	67.14	32.86
3	27	15	6	15	70	11.08	161	632	29	41	41.43	58.57
3	27	15	6	17	70	11.08	162	632	42	28	60.00	40.00
4	10	15	6	15	70	11.08	163	632	37	33	52.86	47.14
4	24	15	6	18	70	11.08	164	632	38	32	54.29	45.71
6	12	15	6	12	70	11.08	165	632	43	27	61.43	38.57
6	14	15	1	17	70	11.08	166	632	36	34	51.43	48.57
6	21	15	1	17	70	11.08	167	632	33	37	47.14	52.86
6	22	15	2	13	70	11.08	168	632	37	33	52.86	47.14
7	5	15	1	13	70	11.08	169	632	27	43	38.57	61.43
7	5	15	1	14	70	11.08	170	632	24	46	34.29	65.71
7	6	15	2	14	70	11.08	171	632	28	42	40.00	60.00
7	13	15	2	15	70	11.08	172	632	32	38	45.71	54.29
7	17	15	6	19	70	11.08	173	632	39	31	55.71	44.29
7	26	15	1	14	70	11.08	174	632	28	42	40.00	60.00
8	16	15	1	20	70	11.08	175	632	25	45	35.71	64.29
9	6	15	1	14	70	11.08	176	632	50	20	71.43	28.57
9	13	15	1	13	70	11.08	177	632	35	35	50.00	50.00
10	31	15	7	12	70	11.08	178	632	23	47	32.86	67.14
11	8	15	1	15	70	11.08	179	632	33	37	47.14	52.86
11	25	15	4	15	70	11.08	180	632	26	44	37.14	62.86
11	28	15	7	17	70	11.08	181	632	47	23	67.14	32.86
11	29	15	1	16	70	11.08	182	632	36	34	51.43	48.57
3	27	15	6	16	69	10.92	183	632	37	32	53.62	46.38
3	30	15	2	13	69	10.92	184	632	49	20	71.01	28.99
4	1	15	4	16	69	10.92	185	632	42	27	60.87	39.13
4	2	15	5	13	69	10.92	186	632	48	21	69.57	30.43
4	27	15	2	13	69	10.92	187	632	40	29	57.97	42.03
5	11	15	2	11	69	10.92	188	632	32	37	46.38	53.62
5	16	15	7	10	69	10.92	189	632	19	50	27.54	72.46
5	23	15	7	10	69	10.92	190	632	23	46	33.33	66.67
6	4	15	5	12	69	10.92	191	632	38	31	55.07	44.93
6	14	15	1	16	69	10.92	192	632	37	32	53.62	46.38
7	3	15	6	15	69	10.92	193	632	34	35	49.28	50.72

MO	DY	YR	DAY OF WK	HR	HR VOL	PERCENT OF AADT	HOUR NUMBER	AADT	NORTH VOLUME	SOUTH VOLUME	PERCENT NORTH IS OF TOTAL VOLUME	PERCENT SOUTH IS OF TOTAL VOLUME
7	16	15	5	12	69	10.92	194	632	36	33	52.17	47.83
7	16	15	5	15	69	10.92	195	632	35	34	50.72	49.28
7	18	15	7	16	69	10.92	196	632	37	32	53.62	46.38
8	2	15	1	18	69	10.92	197	632	29	40	42.03	57.97
8	23	15	1	13	69	10.92	198	632	28	41	40.58	59.42
9	4	15	6	17	69	10.92	199	632	32	37	46.38	53.62
9	18	15	6	16	69	10.92	200	632	25	44	36.23	63.77



AADT= 63410 K 30 FACTOR= 9.31 K 100 FACTOR= 9.11 K 200 FACTOR= 8.86 D 30 FACTOR= 50.96



MO	DY	YR	DAY OF WK	HR	HR VOL	PERCENT OF AADT	HOUR NUMBER	AADT	NORTH VOLUME	SOUTH VOLUME	PERCENT NORTH IS OF TOTAL VOLUME	PERCENT SOUTH IS OF TOTAL VOLUME
5	5	15	3	17	6,279	9.90	1	63,410	3,073	3,206	48.94	51.06
5	6	15	4	17	6,226	9.82	2	63,410	3,043	3,183	48.88	51.12
6	3	15	4	17	6,161	9.72	3	63,410	2,867	3,294	46.53	53.47
2	13	15	6	16	6,120	9.65	4	63,410	3,103	3,017	50.70	49.30
5	12	15	3	17	6,103	9.62	5	63,410	2,936	3,167	48.11	51.89
5	4	15	2	17	6,050	9.54	6	63,410	2,938	3,112	48.56	51.44
2	24	15	3	17	6,036	9.52	7	63,410	2,931	3,105	48.56	51.44
7	8	15	4	17	6,033	9.51	8	63,410	2,715	3,318	45.00	55.00
6	1	15	2	17	6,021	9.50	9	63,410	2,913	3,108	48.38	51.62
2	12	15	5	17	5,997	9.46	10	63,410	2,886	3,111	48.12	51.88
2	25	15	4	17	5,994	9.45	11	63,410	2,854	3,140	47.61	52.39
9	30	15	4	17	5,983	9.44	12	63,410	2,816	3,167	47.07	52.93
10	8	15	5	17	5,983	9.44	13	63,410	2,784	3,199	46.53	53.47

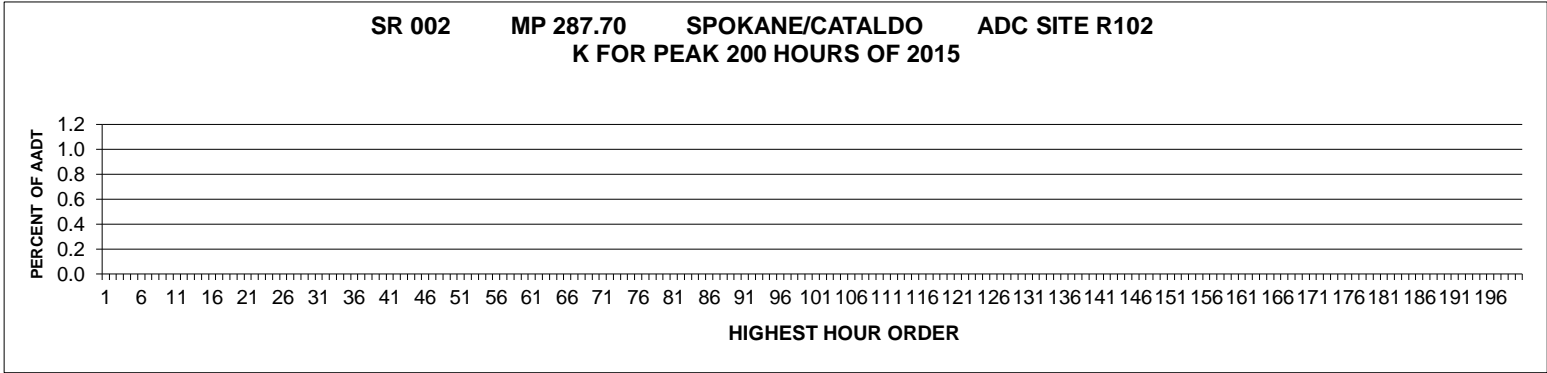
MO	DY	YR	DAY OF WK	HR	HR VOL	PERCENT OF AADT	HOUR NUMBER	AADT	NORTH VOLUME	SOUTH VOLUME	PERCENT NORTH IS OF TOTAL VOLUME	PERCENT SOUTH IS OF TOTAL VOLUME	
	2	26	15	5	17	5,982	9.43	14	63,410	2,893	3,089	48.36	51.64
	1	28	15	4	17	5,964	9.41	15	63,410	2,924	3,040	49.03	50.97
	5	19	15	3	17	5,964	9.41	16	63,410	2,784	3,180	46.68	53.32
	10	6	15	3	17	5,963	9.40	17	63,410	2,849	3,114	47.78	52.22
	8	27	15	5	17	5,958	9.40	18	63,410	2,813	3,145	47.21	52.79
	8	26	15	4	17	5,951	9.38	19	63,410	2,752	3,199	46.24	53.76
	9	18	15	6	16	5,951	9.38	20	63,410	2,959	2,992	49.72	50.28
	10	15	15	5	17	5,949	9.38	21	63,410	2,782	3,167	46.76	53.24
	10	9	15	6	16	5,935	9.36	22	63,410	2,822	3,113	47.55	52.45
	5	7	15	5	17	5,933	9.36	23	63,410	2,786	3,147	46.96	53.04
	6	4	15	5	17	5,921	9.34	24	63,410	2,793	3,128	47.17	52.83
	8	12	15	4	16	5,918	9.33	25	63,410	2,674	3,244	45.18	54.82
	10	21	15	4	17	5,915	9.33	26	63,410	2,812	3,103	47.54	52.46
	10	27	15	3	17	5,914	9.33	27	63,410	2,777	3,137	46.96	53.04
	5	26	15	3	17	5,907	9.32	28	63,410	2,735	3,172	46.30	53.70
	6	11	15	5	16	5,907	9.32	29	63,410	2,899	3,008	49.08	50.92
	5	1	15	6	17	5,903	9.31	30	63,410	2,895	3,008	49.04	50.96
	9	10	15	5	16	5,902	9.31	31	63,410	2,668	3,234	45.21	54.79
	6	9	15	3	17	5,899	9.30	32	63,410	2,736	3,163	46.38	53.62
	10	23	15	6	17	5,896	9.30	33	63,410	2,828	3,068	47.96	52.04
	5	27	15	4	17	5,893	9.29	34	63,410	2,790	3,103	47.34	52.66
	2	20	15	6	17	5,889	9.29	35	63,410	2,745	3,144	46.61	53.39
	6	16	15	3	17	5,886	9.28	36	63,410	2,757	3,129	46.84	53.16
	1	14	15	4	17	5,883	9.28	37	63,410	2,830	3,053	48.10	51.90
	2	11	15	4	17	5,880	9.27	38	63,410	2,876	3,004	48.91	51.09
	5	6	15	4	16	5,875	9.27	39	63,410	2,904	2,971	49.43	50.57
	2	27	15	6	17	5,873	9.26	40	63,410	2,761	3,112	47.01	52.99
	6	2	15	3	17	5,872	9.26	41	63,410	2,813	3,059	47.91	52.09
	5	8	15	6	16	5,870	9.26	42	63,410	2,863	3,007	48.77	51.23
	5	5	15	3	16	5,865	9.25	43	63,410	2,919	2,946	49.77	50.23
	10	28	15	4	17	5,853	9.23	44	63,410	2,783	3,070	47.55	52.45
	9	21	15	2	17	5,851	9.23	45	63,410	2,779	3,072	47.50	52.50
	7	7	15	3	17	5,847	9.22	46	63,410	2,680	3,167	45.84	54.16
	5	28	15	5	17	5,845	9.22	47	63,410	2,712	3,133	46.40	53.60
	10	16	15	6	16	5,842	9.21	48	63,410	2,841	3,001	48.63	51.37
	6	23	15	3	17	5,841	9.21	49	63,410	2,717	3,124	46.52	53.48
	5	29	15	6	16	5,839	9.21	50	63,410	2,858	2,981	48.95	51.05
	7	23	15	5	16	5,837	9.21	51	63,410	2,839	2,998	48.64	51.36
	6	25	15	5	16	5,836	9.20	52	63,410	2,816	3,020	48.25	51.75
	6	3	15	4	16	5,835	9.20	53	63,410	2,675	3,160	45.84	54.16
	8	25	15	3	17	5,835	9.20	54	63,410	2,807	3,028	48.11	51.89
	9	8	15	3	17	5,833	9.20	55	63,410	2,768	3,065	47.45	52.55
	10	13	15	3	17	5,833	9.20	56	63,410	2,646	3,187	45.36	54.64
	8	12	15	4	17	5,831	9.20	57	63,410	2,567	3,264	44.02	55.98
	8	5	15	4	17	5,830	9.19	58	63,410	2,744	3,086	47.07	52.93

MO	DY	YR	DAY OF WK	HR	HR VOL	PERCENT OF AADT	HOUR NUMBER	AADT	NORTH VOLUME	SOUTH VOLUME	PERCENT NORTH IS OF TOTAL VOLUME	PERCENT SOUTH IS OF TOTAL VOLUME
9	25	15	6	17	5,830	9.19	59	63,410	2,717	3,113	46.60	53.40
7	20	15	2	17	5,828	9.19	60	63,410	2,743	3,085	47.07	52.93
6	19	15	6	16	5,827	9.19	61	63,410	2,882	2,945	49.46	50.54
7	8	15	4	16	5,827	9.19	62	63,410	2,770	3,057	47.54	52.46
7	9	15	5	16	5,827	9.19	63	63,410	2,862	2,965	49.12	50.88
10	30	15	6	16	5,827	9.19	64	63,410	2,846	2,981	48.84	51.16
5	1	15	6	16	5,824	9.18	65	63,410	2,768	3,056	47.53	52.47
5	21	15	5	17	5,824	9.18	66	63,410	2,722	3,102	46.74	53.26
10	22	15	5	17	5,823	9.18	67	63,410	2,634	3,189	45.23	54.77
9	9	15	4	17	5,822	9.18	68	63,410	2,760	3,062	47.41	52.59
9	16	15	4	17	5,822	9.18	69	63,410	2,692	3,130	46.24	53.76
10	20	15	3	17	5,820	9.18	70	63,410	2,771	3,049	47.61	52.39
2	12	15	5	16	5,818	9.18	71	63,410	2,828	2,990	48.61	51.39
10	1	15	5	17	5,816	9.17	72	63,410	2,701	3,115	46.44	53.56
5	8	15	6	17	5,813	9.17	73	63,410	2,761	3,052	47.50	52.50
9	2	15	4	17	5,813	9.17	74	63,410	2,753	3,060	47.36	52.64
5	15	15	6	16	5,811	9.16	75	63,410	2,841	2,970	48.89	51.11
6	12	15	6	16	5,811	9.16	76	63,410	2,882	2,929	49.60	50.40
2	6	15	6	17	5,810	9.16	77	63,410	2,740	3,070	47.16	52.84
1	22	15	5	17	5,807	9.16	78	63,410	2,816	2,991	48.49	51.51
6	17	15	4	17	5,803	9.15	79	63,410	2,727	3,076	46.99	53.01
9	16	15	4	16	5,802	9.15	80	63,410	2,790	3,012	48.09	51.91
5	11	15	2	17	5,799	9.15	81	63,410	2,725	3,074	46.99	53.01
5	18	15	2	17	5,799	9.15	82	63,410	2,743	3,056	47.30	52.70
2	18	15	4	17	5,796	9.14	83	63,410	2,730	3,066	47.10	52.90
7	21	15	3	17	5,795	9.14	84	63,410	2,741	3,054	47.30	52.70
6	11	15	5	17	5,794	9.14	85	63,410	2,656	3,138	45.84	54.16
2	13	15	6	17	5,793	9.14	86	63,410	2,673	3,120	46.14	53.86
10	23	15	6	16	5,793	9.14	87	63,410	2,828	2,965	48.82	51.18
7	24	15	6	17	5,792	9.13	88	63,410	2,782	3,010	48.03	51.97
10	22	15	5	16	5,789	9.13	89	63,410	2,731	3,058	47.18	52.82
1	8	15	5	17	5,788	9.13	90	63,410	2,732	3,056	47.20	52.80
7	9	15	5	17	5,786	9.12	91	63,410	2,704	3,082	46.73	53.27
7	15	15	4	16	5,786	9.12	92	63,410	2,863	2,923	49.48	50.52
6	10	15	4	17	5,785	9.12	93	63,410	2,644	3,141	45.70	54.30
2	10	15	3	17	5,784	9.12	94	63,410	2,705	3,079	46.77	53.23
6	22	15	2	17	5,783	9.12	95	63,410	2,768	3,015	47.86	52.14
11	4	15	4	17	5,783	9.12	96	63,410	2,708	3,075	46.83	53.17
6	10	15	4	16	5,778	9.11	97	63,410	2,806	2,972	48.56	51.44
7	16	15	5	16	5,776	9.11	98	63,410	2,798	2,978	48.44	51.56
6	18	15	5	16	5,775	9.11	99	63,410	2,815	2,960	48.74	51.26
8	13	15	5	16	5,775	9.11	100	63,410	2,773	3,002	48.02	51.98
5	6	15	4	18	5,770	9.10	101	63,410	2,589	3,181	44.87	55.13
6	15	15	2	17	5,770	9.10	102	63,410	2,704	3,066	46.86	53.14
7	29	15	4	17	5,768	9.10	103	63,410	2,614	3,154	45.32	54.68

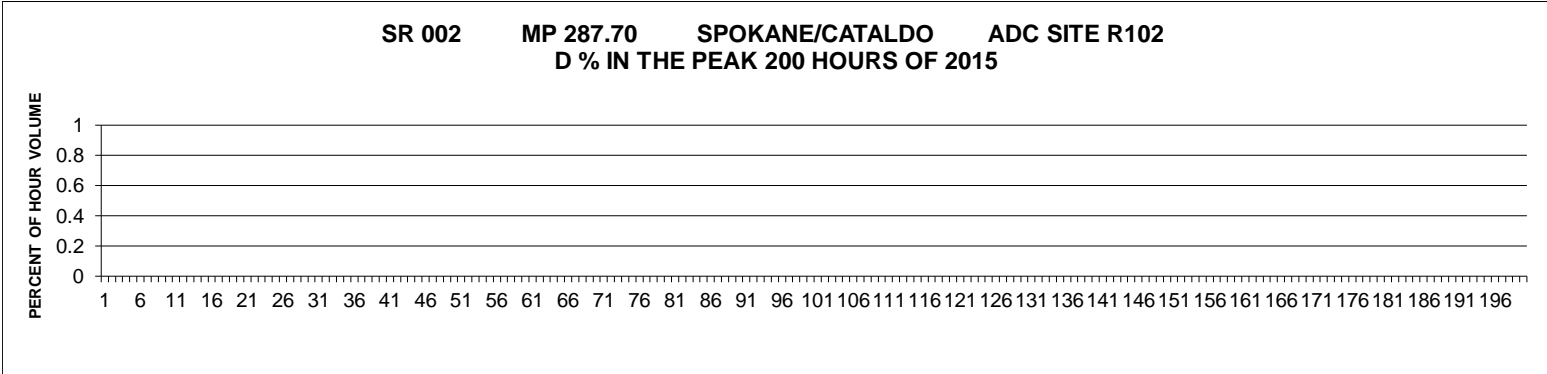
MO	DY	YR	DAY OF WK	HR	HR VOL	PERCENT OF AADT	HOUR NUMBER	AADT	NORTH VOLUME	SOUTH VOLUME	PERCENT NORTH IS OF TOTAL VOLUME	PERCENT SOUTH IS OF TOTAL VOLUME
9	10	15	5	17	5,768	9.10	104	63,410	2,621	3,147	45.44	54.56
9	25	15	6	16	5,767	9.09	105	63,410	2,835	2,932	49.16	50.84
8	26	15	4	16	5,766	9.09	106	63,410	2,595	3,171	45.01	54.99
10	14	15	4	17	5,764	9.09	107	63,410	2,752	3,012	47.74	52.26
12	11	15	6	16	5,764	9.09	108	63,410	2,796	2,968	48.51	51.49
6	8	15	2	17	5,757	9.08	109	63,410	2,695	3,062	46.81	53.19
8	4	15	3	17	5,756	9.08	110	63,410	2,668	3,088	46.35	53.65
6	24	15	4	17	5,755	9.08	111	63,410	2,634	3,121	45.77	54.23
9	15	15	3	17	5,753	9.07	112	63,410	2,648	3,105	46.03	53.97
8	21	15	6	16	5,750	9.07	113	63,410	2,806	2,944	48.80	51.20
11	5	15	5	17	5,749	9.07	114	63,410	2,695	3,054	46.88	53.12
10	15	15	5	16	5,748	9.06	115	63,410	2,722	3,026	47.36	52.64
8	10	15	2	16	5,747	9.06	116	63,410	2,791	2,956	48.56	51.44
1	13	15	3	17	5,746	9.06	117	63,410	2,749	2,997	47.84	52.16
9	3	15	5	17	5,744	9.06	118	63,410	2,757	2,987	48.00	52.00
6	4	15	5	16	5,743	9.06	119	63,410	2,780	2,963	48.41	51.59
7	24	15	6	16	5,743	9.06	120	63,410	2,805	2,938	48.84	51.16
9	11	15	6	17	5,740	9.05	121	63,410	2,670	3,070	46.52	53.48
10	15	15	5	18	5,740	9.05	122	63,410	2,590	3,150	45.12	54.88
1	9	15	6	17	5,729	9.03	123	63,410	2,747	2,982	47.95	52.05
6	24	15	4	16	5,724	9.03	124	63,410	2,764	2,960	48.29	51.71
12	16	15	4	16	5,723	9.03	125	63,410	2,744	2,979	47.95	52.05
5	28	15	5	16	5,721	9.02	126	63,410	2,773	2,948	48.47	51.53
10	22	15	5	18	5,719	9.02	127	63,410	2,532	3,187	44.27	55.73
7	13	15	2	17	5,718	9.02	128	63,410	2,701	3,017	47.24	52.76
8	10	15	2	17	5,718	9.02	129	63,410	2,711	3,007	47.41	52.59
8	20	15	5	17	5,718	9.02	130	63,410	2,662	3,056	46.55	53.45
11	18	15	4	17	5,717	9.02	131	63,410	2,709	3,008	47.38	52.62
7	27	15	2	17	5,716	9.01	132	63,410	2,674	3,042	46.78	53.22
7	22	15	4	16	5,715	9.01	133	63,410	2,802	2,913	49.03	50.97
8	19	15	4	17	5,715	9.01	134	63,410	2,650	3,065	46.37	53.63
5	20	15	4	16	5,713	9.01	135	63,410	2,740	2,973	47.96	52.04
5	21	15	5	16	5,713	9.01	136	63,410	2,759	2,954	48.29	51.71
7	1	15	4	16	5,713	9.01	137	63,410	2,824	2,889	49.43	50.57
8	7	15	6	16	5,713	9.01	138	63,410	2,821	2,892	49.38	50.62
1	20	15	3	17	5,710	9.00	139	63,410	2,683	3,027	46.99	53.01
7	1	15	4	17	5,709	9.00	140	63,410	2,644	3,065	46.31	53.69
9	3	15	5	16	5,709	9.00	141	63,410	2,776	2,933	48.62	51.38
7	10	15	6	17	5,707	9.00	142	63,410	2,691	3,016	47.15	52.85
1	21	15	4	17	5,706	9.00	143	63,410	2,758	2,948	48.34	51.66
7	16	15	5	17	5,706	9.00	144	63,410	2,596	3,110	45.50	54.50
6	18	15	5	17	5,702	8.99	145	63,410	2,617	3,085	45.90	54.10
7	22	15	4	17	5,701	8.99	146	63,410	2,608	3,093	45.75	54.25
6	26	15	6	16	5,700	8.99	147	63,410	2,776	2,924	48.70	51.30
5	29	15	6	17	5,697	8.98	148	63,410	2,692	3,005	47.25	52.75

MO	DY	YR	DAY OF WK	HR	HR VOL	PERCENT OF AADT	HOUR NUMBER	AADT	NORTH VOLUME	SOUTH VOLUME	PERCENT NORTH IS OF TOTAL VOLUME	PERCENT SOUTH IS OF TOTAL VOLUME
6	29	15	2	17	5,696	8.98	149	63,410	2,662	3,034	46.73	53.27
7	15	15	4	17	5,694	8.98	150	63,410	2,655	3,039	46.63	53.37
9	29	15	3	17	5,694	8.98	151	63,410	2,722	2,972	47.80	52.20
11	25	15	4	16	5,693	8.98	152	63,410	2,692	3,001	47.29	52.71
1	16	15	6	17	5,692	8.98	153	63,410	2,685	3,007	47.17	52.83
8	6	15	5	16	5,691	8.97	154	63,410	2,724	2,967	47.87	52.13
9	28	15	2	17	5,690	8.97	155	63,410	2,680	3,010	47.10	52.90
11	6	15	6	17	5,690	8.97	156	63,410	2,672	3,018	46.96	53.04
7	23	15	5	17	5,689	8.97	157	63,410	2,619	3,070	46.04	53.96
10	26	15	2	17	5,689	8.97	158	63,410	2,664	3,025	46.83	53.17
5	4	15	2	18	5,687	8.97	159	63,410	2,540	3,147	44.66	55.34
8	27	15	5	18	5,684	8.96	160	63,410	2,484	3,200	43.70	56.30
8	3	15	2	17	5,683	8.96	161	63,410	2,646	3,037	46.56	53.44
7	28	15	3	17	5,682	8.96	162	63,410	2,711	2,971	47.71	52.29
8	18	15	3	17	5,679	8.96	163	63,410	2,643	3,036	46.54	53.46
5	22	15	6	16	5,678	8.95	164	63,410	2,697	2,981	47.50	52.50
6	19	15	6	17	5,678	8.95	165	63,410	2,733	2,945	48.13	51.87
9	10	15	5	18	5,677	8.95	166	63,410	2,529	3,148	44.55	55.45
11	10	15	3	17	5,677	8.95	167	63,410	2,684	2,993	47.28	52.72
9	18	15	6	17	5,675	8.95	168	63,410	2,649	3,026	46.68	53.32
9	1	15	3	17	5,674	8.95	169	63,410	2,641	3,033	46.55	53.45
7	17	15	6	16	5,673	8.95	170	63,410	2,763	2,910	48.70	51.30
11	24	15	3	17	5,666	8.94	171	63,410	2,663	3,003	47.00	53.00
8	6	15	5	17	5,665	8.93	172	63,410	2,564	3,101	45.26	54.74
9	23	15	4	16	5,665	8.93	173	63,410	2,678	2,987	47.27	52.73
12	2	15	4	17	5,659	8.92	174	63,410	2,687	2,972	47.48	52.52
12	18	15	6	16	5,658	8.92	175	63,410	2,772	2,886	48.99	51.01
1	7	15	4	17	5,657	8.92	176	63,410	2,653	3,004	46.90	53.10
6	16	15	3	18	5,656	8.92	177	63,410	2,553	3,103	45.14	54.86
6	17	15	4	16	5,655	8.92	178	63,410	2,748	2,907	48.59	51.41
8	27	15	5	16	5,652	8.91	179	63,410	2,712	2,940	47.98	52.02
11	3	15	3	17	5,651	8.91	180	63,410	2,650	3,001	46.89	53.11
6	25	15	5	17	5,650	8.91	181	63,410	2,629	3,021	46.53	53.47
8	21	15	6	17	5,649	8.91	182	63,410	2,755	2,894	48.77	51.23
10	8	15	5	18	5,649	8.91	183	63,410	2,484	3,165	43.97	56.03
12	1	15	3	17	5,647	8.91	184	63,410	2,687	2,960	47.58	52.42
7	21	15	3	16	5,645	8.90	185	63,410	2,659	2,986	47.10	52.90
8	20	15	5	16	5,644	8.90	186	63,410	2,723	2,921	48.25	51.75
5	20	15	4	17	5,642	8.90	187	63,410	2,579	3,063	45.71	54.29
12	4	15	6	16	5,642	8.90	188	63,410	2,797	2,845	49.57	50.43
5	4	15	2	16	5,640	8.89	189	63,410	2,750	2,890	48.76	51.24
11	19	15	5	17	5,634	8.89	190	63,410	2,571	3,063	45.63	54.37
7	28	15	3	16	5,632	8.88	191	63,410	2,690	2,942	47.76	52.24
8	13	15	5	17	5,628	8.88	192	63,410	2,593	3,035	46.07	53.93
8	4	15	3	16	5,625	8.87	193	63,410	2,621	3,004	46.60	53.40

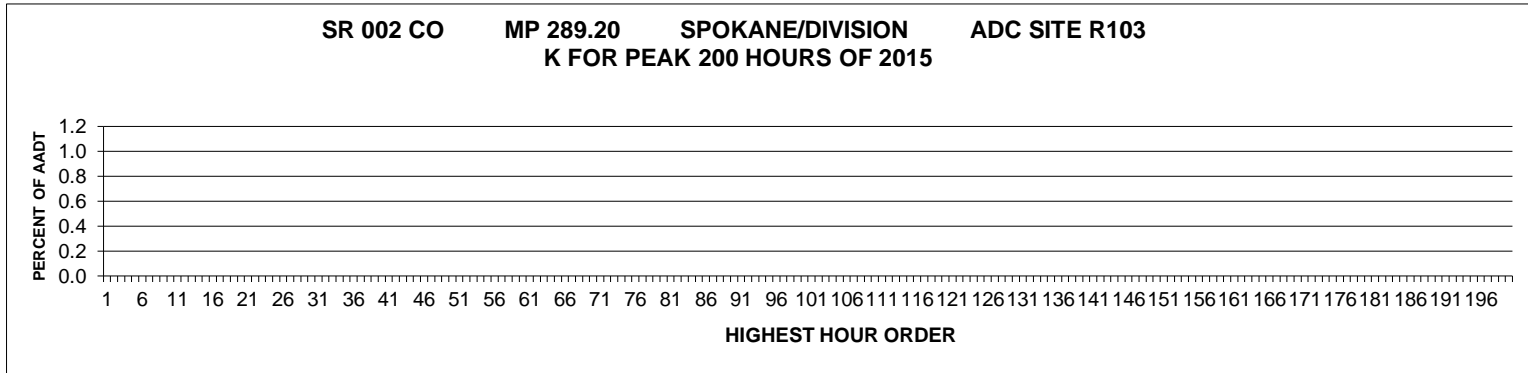
MO	DY	YR	DAY OF WK	HR	HR VOL	PERCENT OF AADT	HOUR NUMBER	AADT	NORTH VOLUME	SOUTH VOLUME	PERCENT NORTH IS OF TOTAL VOLUME	PERCENT SOUTH IS OF TOTAL VOLUME
2	3	15	3	17	5,621	8.86	194	63,410	2,572	3,049	45.76	54.24
7	2	15	5	16	5,621	8.86	195	63,410	2,702	2,919	48.07	51.93
7	8	15	4	18	5,621	8.86	196	63,410	2,460	3,161	43.76	56.24
8	28	15	6	16	5,620	8.86	197	63,410	2,630	2,990	46.80	53.20
8	19	15	4	16	5,618	8.86	198	63,410	2,656	2,962	47.28	52.72
10	8	15	5	16	5,617	8.86	199	63,410	2,527	3,090	44.99	55.01
5	14	15	5	17	5,616	8.86	200	63,410	2,637	2,979	46.96	53.04



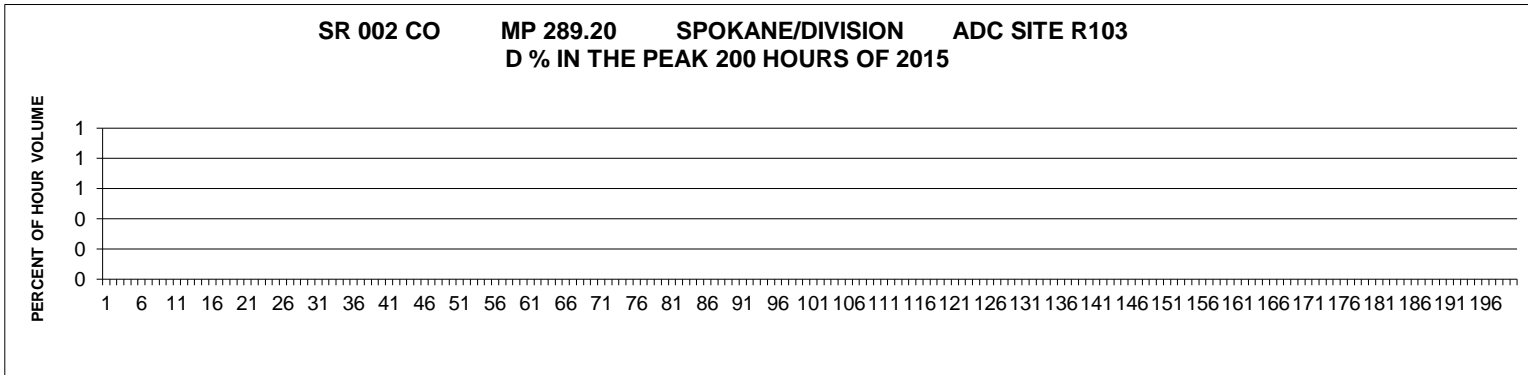
AADT= 0 K 30 FACTOR= 0.00 K 100 FACTOR= 0.00 K 200 FACTOR= 0.00 D 30 FACTOR= 0.00



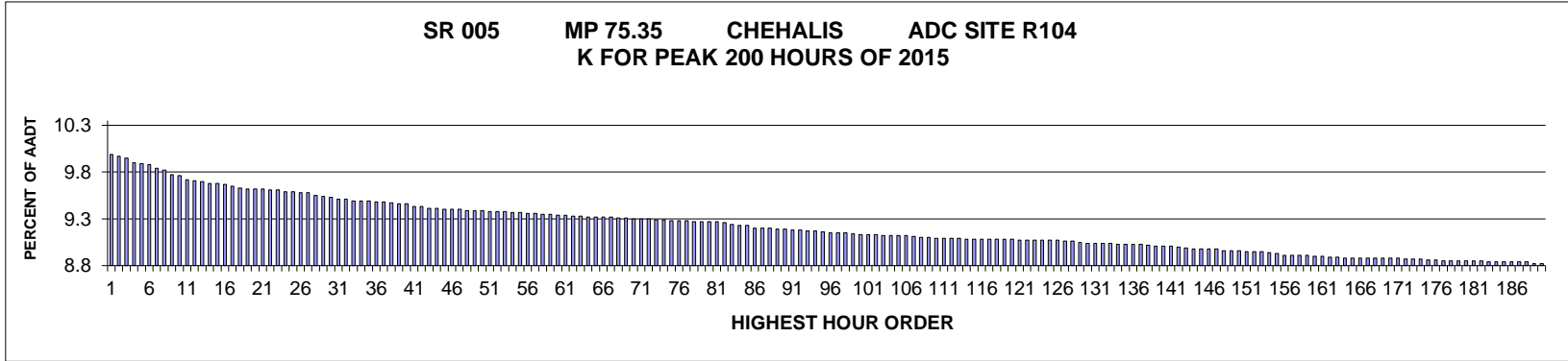
MO	DY	YR	DAY OF WK	HR	HR VOL	PERCENT OF AADT	HOUR NUMBER	AADT	EAST VOLUME	WEST VOLUME	PERCENT EAST IS OF TOTAL VOLUME	PERCENT WEST IS OF TOTAL VOLUME
----	----	----	-----------	----	--------	-----------------	-------------	------	-------------	-------------	---------------------------------	---------------------------------



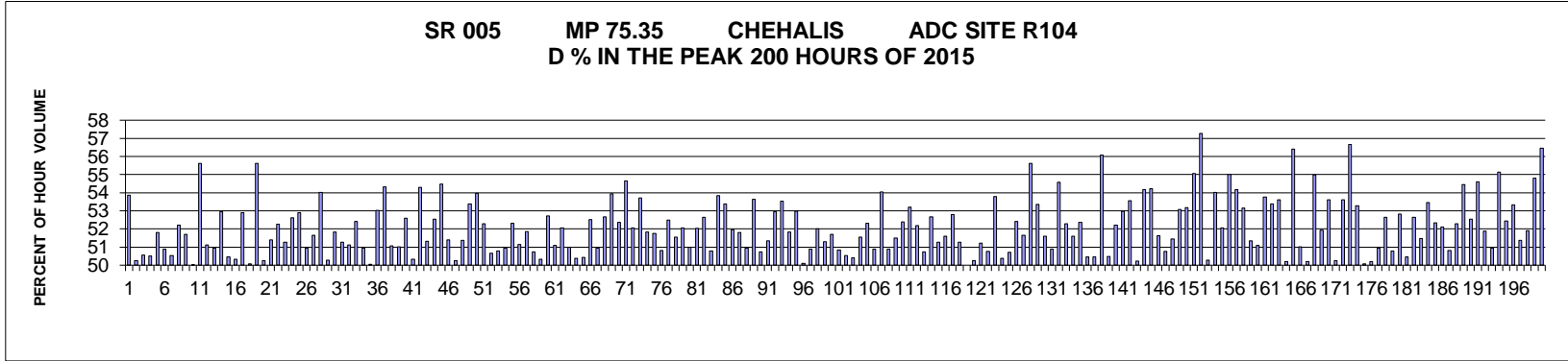
AADT= 0 K 30 FACTOR= 0.00 K 100 FACTOR= 0.00 K 200 FACTOR= 0.00 D 30 FACTOR= 0.00



MO	DY	YR	DAY OF WK	HR	HR VOL	PERCENT OF AADT	HOUR NUMBER	AADT	EAST VOLUME	WEST VOLUME	PERCENT EAST IS OF TOTAL VOLUME	PERCENT WEST IS OF TOTAL VOLUME
----	----	----	-----------	----	--------	-----------------	-------------	------	-------------	-------------	---------------------------------	---------------------------------



AADT= 63523 K 30 FACTOR= 9.49 K 100 FACTOR= 9.09 K 200 FACTOR= 8.73 D 30 FACTOR= 51.83



MO	DY	YR	DAY OF WK	HR	HR VOL	PERCENT OF AADT	HOUR NUMBER	AADT	NORTH VOLUME	SOUTH VOLUME	PERCENT NORTH IS OF TOTAL VOLUME	PERCENT SOUTH IS OF TOTAL VOLUME
11	29	15	1	13	6,465	10.18	1	63,523	3,482	2,983	53.86	46.14
7	24	15	6	15	6,313	9.94	2	63,523	3,141	3,172	49.75	50.25
12	26	15	7	13	6,301	9.92	3	63,523	3,186	3,115	50.56	49.44
11	28	15	7	15	6,287	9.90	4	63,523	3,112	3,175	49.50	50.50
8	8	15	7	12	6,258	9.85	5	63,523	3,242	3,016	51.81	48.19
8	9	15	1	14	6,253	9.84	6	63,523	3,182	3,071	50.89	49.11
12	26	15	7	14	6,245	9.83	7	63,523	3,090	3,155	49.48	50.52
8	2	15	1	14	6,216	9.79	8	63,523	3,245	2,971	52.20	47.80
7	12	15	1	14	6,205	9.77	9	63,523	3,208	2,997	51.70	48.30
11	28	15	7	14	6,174	9.72	10	63,523	3,085	3,089	49.97	50.03
8	23	15	1	13	6,167	9.71	11	63,523	3,430	2,737	55.62	44.38
7	25	15	7	12	6,145	9.67	12	63,523	3,004	3,141	48.89	51.11
12	26	15	7	12	6,137	9.66	13	63,523	3,010	3,127	49.05	50.95

MO	DY	YR	DAY OF WK	HR	HR VOL	PERCENT OF AADT	HOUR NUMBER	AADT	NORTH VOLUME	SOUTH VOLUME	PERCENT NORTH IS OF TOTAL VOLUME	PERCENT SOUTH IS OF TOTAL VOLUME
7	19	15	1	13	6,128	9.65	14	63,523	3,245	2,883	52.95	47.05
9	5	15	7	12	6,118	9.63	15	63,523	3,087	3,031	50.46	49.54
11	28	15	7	13	6,115	9.63	16	63,523	3,078	3,037	50.34	49.66
7	12	15	1	13	6,112	9.62	17	63,523	3,234	2,878	52.91	47.09
7	24	15	6	13	6,097	9.60	18	63,523	3,044	3,053	49.93	50.07
12	24	15	5	15	6,083	9.58	19	63,523	2,699	3,384	44.37	55.63
7	24	15	6	12	6,081	9.57	20	63,523	3,056	3,025	50.25	49.75
12	24	15	5	14	6,079	9.57	21	63,523	2,955	3,124	48.61	51.39
8	16	15	1	13	6,077	9.57	22	63,523	3,175	2,902	52.25	47.75
6	19	15	6	15	6,073	9.56	23	63,523	2,959	3,114	48.72	51.28
12	26	15	7	15	6,070	9.56	24	63,523	2,876	3,194	47.38	52.62
8	9	15	1	13	6,061	9.54	25	63,523	3,206	2,855	52.90	47.10
6	28	15	1	15	6,059	9.54	26	63,523	3,087	2,972	50.95	49.05
11	28	15	7	12	6,054	9.53	27	63,523	3,126	2,928	51.64	48.36
11	25	15	4	15	6,051	9.53	28	63,523	2,782	3,269	45.98	54.02
11	26	15	5	11	6,036	9.50	29	63,523	3,035	3,001	50.28	49.72
7	12	15	1	15	6,027	9.49	30	63,523	3,124	2,903	51.83	48.17
8	8	15	7	13	6,024	9.48	31	63,523	3,088	2,936	51.26	48.74
7	12	15	1	16	6,011	9.46	32	63,523	3,073	2,938	51.12	48.88
6	28	15	1	16	6,007	9.46	33	63,523	3,149	2,858	52.42	47.58
6	28	15	1	13	5,999	9.44	34	63,523	3,055	2,944	50.93	49.07
8	16	15	1	14	5,997	9.44	35	63,523	2,996	3,001	49.96	50.04
8	23	15	1	12	5,996	9.44	36	63,523	3,179	2,817	53.02	46.98
8	8	15	7	11	5,992	9.43	37	63,523	3,254	2,738	54.31	45.69
8	9	15	1	15	5,989	9.43	38	63,523	2,931	3,058	48.94	51.06
11	25	15	4	14	5,987	9.42	39	63,523	2,933	3,054	48.99	51.01
6	28	15	1	14	5,980	9.41	40	63,523	3,145	2,835	52.59	47.41
6	21	15	1	15	5,977	9.41	41	63,523	2,968	3,009	49.66	50.34
5	22	15	6	16	5,958	9.38	42	63,523	2,723	3,235	45.70	54.30
7	31	15	6	15	5,956	9.38	43	63,523	2,900	3,056	48.69	51.31
12	27	15	1	13	5,948	9.36	44	63,523	3,125	2,823	52.54	47.46
11	29	15	1	12	5,945	9.36	45	63,523	3,238	2,707	54.47	45.53
7	5	15	1	12	5,942	9.35	46	63,523	3,054	2,888	51.40	48.60
7	24	15	6	16	5,942	9.35	47	63,523	2,956	2,986	49.75	50.25
7	10	15	6	16	5,939	9.35	48	63,523	2,888	3,051	48.63	51.37
8	21	15	6	16	5,932	9.34	49	63,523	2,765	3,167	46.61	53.39
11	25	15	4	16	5,931	9.34	50	63,523	2,730	3,201	46.03	53.97
11	29	15	1	14	5,930	9.34	51	63,523	3,101	2,829	52.29	47.71
9	5	15	7	13	5,929	9.33	52	63,523	2,926	3,003	49.35	50.65
6	12	15	6	15	5,926	9.33	53	63,523	3,010	2,916	50.79	49.21
7	25	15	7	13	5,924	9.33	54	63,523	2,906	3,018	49.05	50.95
8	23	15	1	14	5,921	9.32	55	63,523	3,097	2,824	52.31	47.69
7	19	15	1	14	5,918	9.32	56	63,523	3,026	2,892	51.13	48.87
7	24	15	6	14	5,913	9.31	57	63,523	2,847	3,066	48.15	51.85
7	5	15	1	13	5,911	9.31	58	63,523	2,912	2,999	49.26	50.74

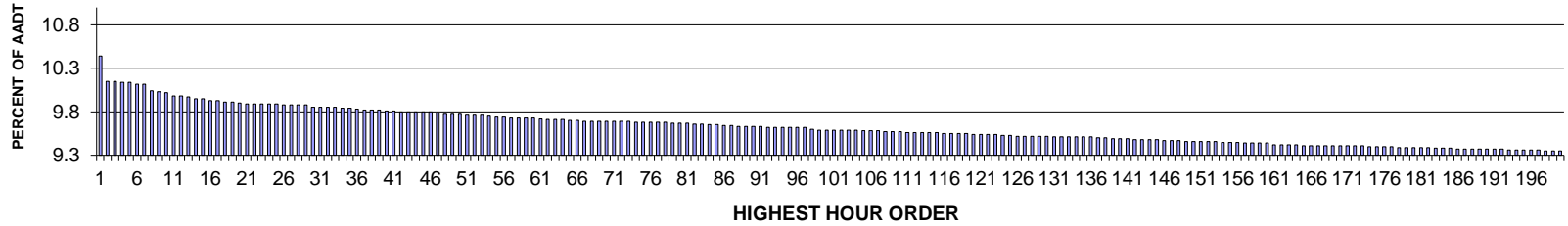
MO	DY	YR	DAY OF WK	HR	HR VOL	PERCENT OF AADT	HOUR NUMBER	AADT	NORTH VOLUME	SOUTH VOLUME	PERCENT NORTH IS OF TOTAL VOLUME	PERCENT SOUTH IS OF TOTAL VOLUME
8	15	15	7	12	5,908	9.30	59	63,523	2,973	2,935	50.32	49.68
12	24	15	5	13	5,908	9.30	60	63,523	2,794	3,114	47.29	52.71
8	2	15	1	15	5,904	9.29	61	63,523	3,016	2,888	51.08	48.92
7	17	15	6	14	5,902	9.29	62	63,523	3,073	2,829	52.07	47.93
5	23	15	7	11	5,896	9.28	63	63,523	3,007	2,889	51.00	49.00
2	14	15	7	12	5,894	9.28	64	63,523	2,969	2,925	50.37	49.63
8	23	15	1	15	5,890	9.27	65	63,523	2,919	2,971	49.56	50.44
7	12	15	1	18	5,889	9.27	66	63,523	3,093	2,796	52.52	47.48
8	7	15	6	14	5,889	9.27	67	63,523	2,889	3,000	49.06	50.94
8	23	15	1	16	5,886	9.27	68	63,523	2,785	3,101	47.32	52.68
5	25	15	2	15	5,881	9.26	69	63,523	3,173	2,708	53.95	46.05
8	7	15	6	15	5,881	9.26	70	63,523	2,802	3,079	47.64	52.36
6	21	15	1	13	5,879	9.25	71	63,523	3,213	2,666	54.65	45.35
8	7	15	6	13	5,879	9.25	72	63,523	3,061	2,818	52.07	47.93
6	19	15	6	16	5,874	9.25	73	63,523	2,719	3,155	46.29	53.71
7	12	15	1	17	5,871	9.24	74	63,523	3,043	2,828	51.83	48.17
9	5	15	7	11	5,869	9.24	75	63,523	2,831	3,038	48.24	51.76
8	9	15	1	18	5,864	9.23	76	63,523	2,884	2,980	49.18	50.82
12	27	15	1	14	5,861	9.23	77	63,523	3,076	2,785	52.48	47.52
6	20	15	7	11	5,860	9.23	78	63,523	2,840	3,020	48.46	51.54
6	26	15	6	16	5,858	9.22	79	63,523	2,809	3,049	47.95	52.05
8	16	15	1	16	5,855	9.22	80	63,523	2,869	2,986	49.00	51.00
5	23	15	7	12	5,854	9.22	81	63,523	3,046	2,808	52.03	47.97
8	16	15	1	15	5,854	9.22	82	63,523	2,772	3,082	47.35	52.65
7	17	15	6	15	5,853	9.21	83	63,523	2,973	2,880	50.79	49.21
11	26	15	5	13	5,840	9.19	84	63,523	2,695	3,145	46.15	53.85
7	3	15	6	12	5,834	9.18	85	63,523	3,115	2,719	53.39	46.61
8	9	15	1	16	5,833	9.18	86	63,523	2,802	3,031	48.04	51.96
7	10	15	6	13	5,812	9.15	87	63,523	3,011	2,801	51.81	48.19
8	8	15	7	14	5,812	9.15	88	63,523	2,961	2,851	50.95	49.05
4	17	15	6	16	5,810	9.15	89	63,523	3,116	2,694	53.63	46.37
8	1	15	7	12	5,809	9.14	90	63,523	2,947	2,862	50.73	49.27
7	10	15	6	14	5,808	9.14	91	63,523	2,982	2,826	51.34	48.66
8	7	15	6	12	5,801	9.13	92	63,523	3,071	2,730	52.94	47.06
7	3	15	6	11	5,799	9.13	93	63,523	3,105	2,694	53.54	46.46
6	19	15	6	14	5,794	9.12	94	63,523	2,791	3,003	48.17	51.83
12	26	15	7	16	5,792	9.12	95	63,523	2,724	3,068	47.03	52.97
7	3	15	6	14	5,787	9.11	96	63,523	2,899	2,888	50.10	49.90
7	10	15	6	15	5,782	9.10	97	63,523	2,840	2,942	49.12	50.88
7	10	15	6	12	5,781	9.10	98	63,523	3,006	2,775	52.00	48.00
3	29	15	1	16	5,778	9.10	99	63,523	2,814	2,964	48.70	51.30
7	31	15	6	16	5,777	9.09	100	63,523	2,790	2,987	48.29	51.71
7	3	15	6	13	5,768	9.08	101	63,523	2,933	2,835	50.85	49.15
7	19	15	1	15	5,768	9.08	102	63,523	2,914	2,854	50.52	49.48
8	16	15	1	17	5,767	9.08	103	63,523	2,860	2,907	49.59	50.41

MO	DY	YR	DAY OF WK	HR	HR VOL	PERCENT OF AADT	HOUR NUMBER	AADT	NORTH VOLUME	SOUTH VOLUME	PERCENT NORTH IS OF TOTAL VOLUME	PERCENT SOUTH IS OF TOTAL VOLUME
6	20	15	7	12	5,764	9.07	104	63,523	2,793	2,971	48.46	51.54
11	27	15	6	14	5,763	9.07	105	63,523	2,748	3,015	47.68	52.32
6	26	15	6	15	5,762	9.07	106	63,523	2,830	2,932	49.11	50.89
7	5	15	1	16	5,760	9.07	107	63,523	2,647	3,113	45.95	54.05
8	9	15	1	17	5,757	9.06	108	63,523	2,827	2,930	49.11	50.89
7	31	15	6	14	5,752	9.05	109	63,523	2,789	2,963	48.49	51.51
8	21	15	6	13	5,747	9.05	110	63,523	3,011	2,736	52.39	47.61
11	25	15	4	13	5,744	9.04	111	63,523	3,056	2,688	53.20	46.80
7	26	15	1	12	5,741	9.04	112	63,523	2,996	2,745	52.19	47.81
7	11	15	7	13	5,740	9.04	113	63,523	2,912	2,828	50.73	49.27
8	23	15	1	17	5,740	9.04	114	63,523	2,717	3,023	47.33	52.67
8	21	15	6	12	5,739	9.03	115	63,523	2,942	2,797	51.26	48.74
8	21	15	6	15	5,739	9.03	116	63,523	2,777	2,962	48.39	51.61
8	22	15	7	12	5,738	9.03	117	63,523	3,029	2,709	52.79	47.21
10	16	15	6	15	5,737	9.03	118	63,523	2,796	2,941	48.74	51.26
8	15	15	7	11	5,736	9.03	119	63,523	2,868	2,868	50.00	50.00
8	22	15	7	11	5,734	9.03	120	63,523	2,882	2,852	50.26	49.74
8	22	15	7	13	5,734	9.03	121	63,523	2,937	2,797	51.22	48.78
8	15	15	7	13	5,730	9.02	122	63,523	2,821	2,909	49.23	50.77
5	22	15	6	14	5,729	9.02	123	63,523	2,648	3,081	46.22	53.78
6	12	15	6	16	5,729	9.02	124	63,523	2,843	2,886	49.62	50.38
8	9	15	1	12	5,729	9.02	125	63,523	2,905	2,824	50.71	49.29
12	24	15	5	12	5,728	9.02	126	63,523	2,726	3,002	47.59	52.41
5	23	15	7	13	5,727	9.02	127	63,523	2,769	2,958	48.35	51.65
11	27	15	6	15	5,726	9.01	128	63,523	2,542	3,184	44.39	55.61
6	21	15	1	16	5,723	9.01	129	63,523	3,053	2,670	53.35	46.65
2	14	15	7	13	5,718	9.00	130	63,523	2,951	2,767	51.61	48.39
7	31	15	6	13	5,713	8.99	131	63,523	2,907	2,806	50.88	49.12
8	21	15	6	17	5,712	8.99	132	63,523	2,595	3,117	45.43	54.57
8	16	15	1	12	5,709	8.99	133	63,523	2,985	2,724	52.29	47.71
8	21	15	6	14	5,709	8.99	134	63,523	2,945	2,764	51.59	48.41
6	28	15	1	17	5,707	8.98	135	63,523	2,988	2,719	52.36	47.64
7	3	15	6	15	5,706	8.98	136	63,523	2,827	2,879	49.54	50.46
8	15	15	7	14	5,704	8.98	137	63,523	2,826	2,878	49.54	50.46
9	4	15	6	17	5,702	8.98	138	63,523	2,505	3,197	43.93	56.07
11	27	15	6	13	5,700	8.97	139	63,523	2,823	2,877	49.53	50.47
7	17	15	6	12	5,691	8.96	140	63,523	2,971	2,720	52.21	47.79
8	1	15	7	11	5,689	8.96	141	63,523	2,675	3,014	47.02	52.98
8	28	15	6	15	5,689	8.96	142	63,523	2,642	3,047	46.44	53.56
5	8	15	6	16	5,688	8.95	143	63,523	2,831	2,857	49.77	50.23
5	22	15	6	17	5,677	8.94	144	63,523	2,602	3,075	45.83	54.17
7	5	15	1	17	5,674	8.93	145	63,523	2,598	3,076	45.79	54.21
7	17	15	6	13	5,673	8.93	146	63,523	2,929	2,744	51.63	48.37
7	18	15	7	12	5,673	8.93	147	63,523	2,880	2,793	50.77	49.23
11	28	15	7	16	5,673	8.93	148	63,523	2,755	2,918	48.56	51.44

MO	DY	YR	DAY OF WK	HR	HR VOL	PERCENT OF AADT	HOUR NUMBER	AADT	NORTH VOLUME	SOUTH VOLUME	PERCENT NORTH IS OF TOTAL VOLUME	PERCENT SOUTH IS OF TOTAL VOLUME
7	19	15	1	12	5,663	8.91	149	63,523	3,006	2,657	53.08	46.92
8	7	15	6	16	5,661	8.91	150	63,523	2,651	3,010	46.83	53.17
6	19	15	6	17	5,658	8.91	151	63,523	2,543	3,115	44.95	55.05
5	22	15	6	18	5,656	8.90	152	63,523	2,417	3,239	42.73	57.27
7	19	15	1	19	5,654	8.90	153	63,523	2,843	2,811	50.28	49.72
10	2	15	6	16	5,654	8.90	154	63,523	2,600	3,054	45.99	54.01
3	29	15	1	15	5,647	8.89	155	63,523	2,708	2,939	47.95	52.05
9	7	15	2	13	5,643	8.88	156	63,523	3,104	2,539	55.01	44.99
7	5	15	1	14	5,630	8.86	157	63,523	2,581	3,049	45.84	54.16
8	30	15	1	15	5,628	8.86	158	63,523	2,992	2,636	53.16	46.84
9	25	15	6	15	5,628	8.86	159	63,523	2,738	2,890	48.65	51.35
8	2	15	1	13	5,625	8.86	160	63,523	2,751	2,874	48.91	51.09
8	30	15	1	13	5,622	8.85	161	63,523	3,022	2,600	53.75	46.25
7	17	15	6	17	5,619	8.85	162	63,523	2,620	2,999	46.63	53.37
5	17	15	1	15	5,618	8.84	163	63,523	3,011	2,607	53.60	46.40
7	12	15	1	12	5,616	8.84	164	63,523	2,819	2,797	50.20	49.80
5	22	15	6	15	5,612	8.83	165	63,523	2,446	3,166	43.59	56.41
6	20	15	7	13	5,611	8.83	166	63,523	2,749	2,862	48.99	51.01
3	20	15	6	16	5,610	8.83	167	63,523	2,816	2,794	50.20	49.80
12	24	15	5	16	5,610	8.83	168	63,523	2,525	3,085	45.01	54.99
8	16	15	1	18	5,609	8.83	169	63,523	2,913	2,696	51.93	48.07
10	9	15	6	16	5,609	8.83	170	63,523	2,602	3,007	46.39	53.61
7	19	15	1	16	5,607	8.83	171	63,523	2,817	2,790	50.24	49.76
7	10	15	6	17	5,606	8.83	172	63,523	2,600	3,006	46.38	53.62
5	25	15	2	14	5,605	8.82	173	63,523	3,176	2,429	56.66	43.34
9	7	15	2	15	5,603	8.82	174	63,523	2,986	2,617	53.29	46.71
7	17	15	6	16	5,602	8.82	175	63,523	2,797	2,805	49.93	50.07
6	13	15	7	11	5,598	8.81	176	63,523	2,787	2,811	49.79	50.21
3	27	15	6	14	5,597	8.81	177	63,523	2,746	2,851	49.06	50.94
6	13	15	7	12	5,593	8.80	178	63,523	2,649	2,944	47.36	52.64
6	26	15	6	14	5,593	8.80	179	63,523	2,840	2,753	50.78	49.22
7	24	15	6	17	5,593	8.80	180	63,523	2,639	2,954	47.18	52.82
10	9	15	6	14	5,592	8.80	181	63,523	2,771	2,821	49.55	50.45
11	25	15	4	12	5,592	8.80	182	63,523	2,944	2,648	52.65	47.35
7	11	15	7	14	5,589	8.80	183	63,523	2,712	2,877	48.52	51.48
9	18	15	6	15	5,585	8.79	184	63,523	2,600	2,985	46.55	53.45
9	7	15	2	14	5,584	8.79	185	63,523	2,923	2,661	52.35	47.65
5	22	15	6	13	5,583	8.79	186	63,523	2,674	2,909	47.90	52.10
6	19	15	6	13	5,583	8.79	187	63,523	2,836	2,747	50.80	49.20
7	25	15	7	11	5,582	8.79	188	63,523	2,919	2,663	52.29	47.71
4	12	15	1	15	5,581	8.79	189	63,523	3,039	2,542	54.45	45.55
2	13	15	6	16	5,572	8.77	190	63,523	2,645	2,927	47.47	52.53
6	14	15	1	13	5,571	8.77	191	63,523	3,041	2,530	54.59	45.41
8	9	15	1	19	5,570	8.77	192	63,523	2,680	2,890	48.11	51.89
7	3	15	6	16	5,563	8.76	193	63,523	2,729	2,834	49.06	50.94

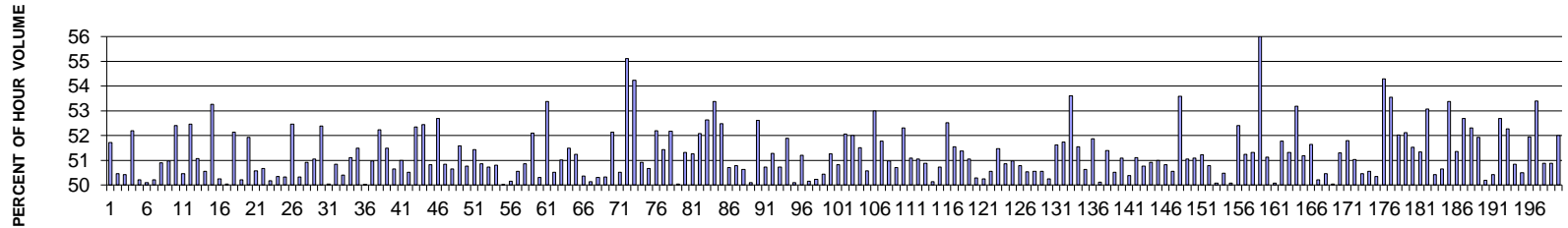
MO	DY	YR	DAY OF WK	HR	HR VOL	PERCENT OF AADT	HOUR NUMBER	AADT	NORTH VOLUME	SOUTH VOLUME	PERCENT NORTH IS OF TOTAL VOLUME	PERCENT SOUTH IS OF TOTAL VOLUME
6	27	15	7	12	5,557	8.75	194	63,523	3,064	2,493	55.14	44.86
12	26	15	7	11	5,552	8.74	195	63,523	2,640	2,912	47.55	52.45
6	14	15	1	14	5,551	8.74	196	63,523	2,961	2,590	53.34	46.66
6	14	15	1	17	5,551	8.74	197	63,523	2,851	2,700	51.36	48.64
8	30	15	1	17	5,549	8.74	198	63,523	2,880	2,669	51.90	48.10
4	3	15	6	17	5,546	8.73	199	63,523	2,506	3,040	45.19	54.81
5	25	15	2	13	5,545	8.73	200	63,523	3,130	2,415	56.45	43.55

SR 285 MP 4.51 WENATCHEE/OLDS ADC SITE R105
K FOR PEAK 200 HOURS OF 2015



AADT= 39275 K 30 FACTOR= 9.85 K 100 FACTOR= 9.59 K 200 FACTOR= 9.35 D 30 FACTOR= 52.38

SR 285 MP 4.51 WENATCHEE/OLDS ADC SITE R105
D % IN THE PEAK 200 HOURS OF 2015



MO	DY	YR	DAY OF WK	HR	HR VOL	PERCENT OF AADT	HOUR NUMBER	AADT	NORTH VOLUME	SOUTH VOLUME	PERCENT NORTH IS OF TOTAL VOLUME	PERCENT SOUTH IS OF TOTAL VOLUME
6	19	15	6	17	4,100	10.44	1	39,275	2,120	1,980	51.71	48.29
7	10	15	6	17	3,986	10.15	2	39,275	2,011	1,975	50.45	49.55
7	9	15	5	17	3,985	10.15	3	39,275	2,009	1,976	50.41	49.59
3	13	15	6	17	3,981	10.14	4	39,275	2,078	1,903	52.20	47.80
9	11	15	6	17	3,981	10.14	5	39,275	1,982	1,999	49.79	50.21
11	3	15	3	17	3,975	10.12	6	39,275	1,991	1,984	50.09	49.91
6	12	15	6	16	3,973	10.12	7	39,275	1,978	1,995	49.79	50.21
6	18	15	5	17	3,942	10.04	8	39,275	1,936	2,006	49.11	50.89
5	29	15	6	16	3,941	10.03	9	39,275	2,009	1,932	50.98	49.02
5	1	15	6	16	3,936	10.02	10	39,275	2,063	1,873	52.41	47.59
5	29	15	6	17	3,920	9.98	11	39,275	1,978	1,942	50.46	49.54
6	5	15	6	17	3,920	9.98	12	39,275	2,056	1,864	52.45	47.55
6	4	15	5	17	3,917	9.97	13	39,275	1,917	2,000	48.94	51.06

MO	DY	YR	DAY OF WK	HR	HR VOL	PERCENT OF AADT	HOUR NUMBER	AADT	NORTH VOLUME	SOUTH VOLUME	PERCENT NORTH IS OF TOTAL VOLUME	PERCENT SOUTH IS OF TOTAL VOLUME
6	9	15	3	17	3,908	9.95	14	39,275	1,976	1,932	50.56	49.44
7	2	15	5	17	3,907	9.95	15	39,275	2,081	1,826	53.26	46.74
11	4	15	4	17	3,901	9.93	16	39,275	1,941	1,960	49.76	50.24
6	22	15	2	17	3,899	9.93	17	39,275	1,951	1,948	50.04	49.96
7	1	15	4	18	3,894	9.91	18	39,275	2,030	1,864	52.13	47.87
7	22	15	4	17	3,892	9.91	19	39,275	1,938	1,954	49.79	50.21
11	6	15	6	16	3,888	9.90	20	39,275	2,019	1,869	51.93	48.07
2	20	15	6	17	3,886	9.89	21	39,275	1,921	1,965	49.43	50.57
4	17	15	6	16	3,886	9.89	22	39,275	1,969	1,917	50.67	49.33
6	19	15	6	16	3,885	9.89	23	39,275	1,949	1,936	50.17	49.83
9	15	15	3	17	3,885	9.89	24	39,275	1,956	1,929	50.35	49.65
7	1	15	4	17	3,883	9.89	25	39,275	1,954	1,929	50.32	49.68
4	10	15	6	17	3,881	9.88	26	39,275	2,036	1,845	52.46	47.54
6	30	15	3	17	3,881	9.88	27	39,275	1,953	1,928	50.32	49.68
7	16	15	5	17	3,879	9.88	28	39,275	1,975	1,904	50.92	49.08
8	28	15	6	16	3,879	9.88	29	39,275	1,980	1,899	51.04	48.96
9	4	15	6	17	3,870	9.85	30	39,275	2,027	1,843	52.38	47.62
6	8	15	2	17	3,869	9.85	31	39,275	1,933	1,936	49.96	50.04
7	7	15	3	17	3,869	9.85	32	39,275	1,967	1,902	50.84	49.16
10	29	15	5	16	3,867	9.85	33	39,275	1,949	1,918	50.40	49.60
9	3	15	5	17	3,866	9.84	34	39,275	1,890	1,976	48.89	51.11
5	5	15	3	17	3,865	9.84	35	39,275	1,875	1,990	48.51	51.49
6	26	15	6	17	3,859	9.83	36	39,275	1,929	1,930	49.99	50.01
6	25	15	5	17	3,858	9.82	37	39,275	1,967	1,891	50.98	49.02
10	16	15	6	17	3,856	9.82	38	39,275	2,014	1,842	52.23	47.77
5	22	15	6	16	3,855	9.82	39	39,275	1,985	1,870	51.49	48.51
7	14	15	3	17	3,853	9.81	40	39,275	1,902	1,951	49.36	50.64
7	17	15	6	17	3,852	9.81	41	39,275	1,964	1,888	50.99	49.01
4	17	15	6	17	3,849	9.80	42	39,275	1,944	1,905	50.51	49.49
3	25	15	4	17	3,848	9.80	43	39,275	1,834	2,014	47.66	52.34
4	15	15	4	17	3,848	9.80	44	39,275	1,830	2,018	47.56	52.44
6	5	15	6	16	3,848	9.80	45	39,275	1,955	1,893	50.81	49.19
6	23	15	3	18	3,848	9.80	46	39,275	2,027	1,821	52.68	47.32
4	22	15	4	17	3,846	9.79	47	39,275	1,891	1,955	49.17	50.83
9	11	15	6	16	3,838	9.77	48	39,275	1,944	1,894	50.65	49.35
11	12	15	5	17	3,838	9.77	49	39,275	1,858	1,980	48.41	51.59
10	9	15	6	17	3,836	9.77	50	39,275	1,947	1,889	50.76	49.24
4	24	15	6	16	3,835	9.76	51	39,275	1,972	1,863	51.42	48.58
6	2	15	3	17	3,833	9.76	52	39,275	1,884	1,949	49.15	50.85
10	6	15	3	17	3,833	9.76	53	39,275	1,889	1,944	49.28	50.72
6	10	15	4	17	3,829	9.75	54	39,275	1,945	1,884	50.80	49.20
7	13	15	2	17	3,827	9.74	55	39,275	1,914	1,913	50.01	49.99
5	8	15	6	16	3,824	9.74	56	39,275	1,906	1,918	49.84	50.16
5	5	15	3	16	3,823	9.73	57	39,275	1,933	1,890	50.56	49.44
10	29	15	5	17	3,821	9.73	58	39,275	1,878	1,943	49.15	50.85

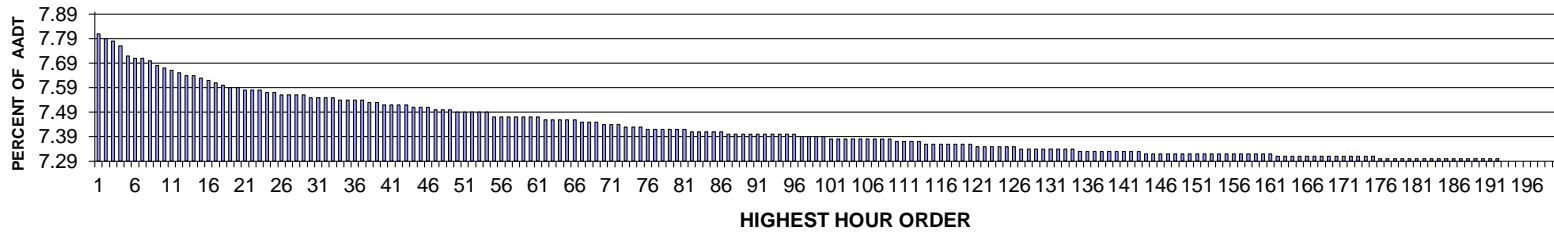
MO	DY	YR	DAY OF WK	HR	HR VOL	PERCENT OF AADT	HOUR NUMBER	AADT	NORTH VOLUME	SOUTH VOLUME	PERCENT NORTH IS OF TOTAL VOLUME	PERCENT SOUTH IS OF TOTAL VOLUME
4	29	15	4	17	3,820	9.73	59	39,275	1,830	1,990	47.91	52.09
10	27	15	3	17	3,820	9.73	60	39,275	1,898	1,922	49.69	50.31
9	18	15	6	16	3,818	9.72	61	39,275	2,038	1,780	53.38	46.62
8	21	15	6	16	3,814	9.71	62	39,275	1,927	1,887	50.52	49.48
8	28	15	6	17	3,813	9.71	63	39,275	1,945	1,868	51.01	48.99
9	9	15	4	17	3,813	9.71	64	39,275	1,963	1,850	51.48	48.52
9	10	15	5	17	3,810	9.70	65	39,275	1,952	1,858	51.23	48.77
4	10	15	6	16	3,808	9.70	66	39,275	1,918	1,890	50.37	49.63
2	27	15	6	17	3,807	9.69	67	39,275	1,898	1,909	49.86	50.14
6	3	15	4	17	3,807	9.69	68	39,275	1,892	1,915	49.70	50.30
10	16	15	6	16	3,807	9.69	69	39,275	1,916	1,891	50.33	49.67
4	14	15	3	17	3,806	9.69	70	39,275	1,822	1,984	47.87	52.13
6	15	15	2	17	3,805	9.69	71	39,275	1,922	1,883	50.51	49.49
6	30	15	3	18	3,805	9.69	72	39,275	2,097	1,708	55.11	44.89
6	18	15	5	18	3,804	9.69	73	39,275	2,063	1,741	54.23	45.77
11	20	15	6	17	3,803	9.68	74	39,275	1,936	1,867	50.91	49.09
3	20	15	6	16	3,801	9.68	75	39,275	1,926	1,875	50.67	49.33
5	15	15	6	17	3,801	9.68	76	39,275	1,984	1,817	52.20	47.80
10	15	15	5	17	3,801	9.68	77	39,275	1,955	1,846	51.43	48.57
6	12	15	6	17	3,800	9.68	78	39,275	1,983	1,817	52.18	47.82
9	17	15	5	17	3,799	9.67	79	39,275	1,898	1,901	49.96	50.04
9	25	15	6	16	3,798	9.67	80	39,275	1,949	1,849	51.32	48.68
7	15	15	4	17	3,797	9.67	81	39,275	1,851	1,946	48.75	51.25
4	8	15	4	17	3,794	9.66	82	39,275	1,818	1,976	47.92	52.08
5	7	15	5	17	3,794	9.66	83	39,275	1,797	1,997	47.36	52.64
10	2	15	6	16	3,790	9.65	84	39,275	2,023	1,767	53.38	46.62
9	18	15	6	17	3,789	9.65	85	39,275	1,988	1,801	52.47	47.53
10	2	15	6	17	3,786	9.64	86	39,275	1,866	1,920	49.29	50.71
5	6	15	4	17	3,785	9.64	87	39,275	1,863	1,922	49.22	50.78
4	20	15	2	17	3,782	9.63	88	39,275	1,867	1,915	49.37	50.63
6	1	15	2	17	3,781	9.63	89	39,275	1,894	1,887	50.09	49.91
7	16	15	5	18	3,781	9.63	90	39,275	1,989	1,792	52.61	47.39
10	20	15	3	17	3,781	9.63	91	39,275	1,918	1,863	50.73	49.27
5	26	15	3	17	3,780	9.62	92	39,275	1,842	1,938	48.73	51.27
6	16	15	3	17	3,779	9.62	93	39,275	1,917	1,862	50.73	49.27
9	4	15	6	16	3,778	9.62	94	39,275	1,960	1,818	51.88	48.12
4	13	15	2	17	3,777	9.62	95	39,275	1,892	1,885	50.09	49.91
5	21	15	5	16	3,777	9.62	96	39,275	1,934	1,843	51.20	48.80
7	6	15	2	17	3,777	9.62	97	39,275	1,894	1,883	50.15	49.85
10	7	15	4	17	3,771	9.60	98	39,275	1,877	1,894	49.77	50.23
4	23	15	5	17	3,767	9.59	99	39,275	1,867	1,900	49.56	50.44
5	4	15	2	17	3,767	9.59	100	39,275	1,836	1,931	48.74	51.26
10	22	15	5	17	3,767	9.59	101	39,275	1,914	1,853	50.81	49.19
5	15	15	6	16	3,765	9.59	102	39,275	1,960	1,805	52.06	47.94
6	11	15	5	17	3,765	9.59	103	39,275	1,958	1,807	52.01	47.99

MO	DY	YR	DAY OF WK	HR	HR VOL	PERCENT OF AADT	HOUR NUMBER	AADT	NORTH VOLUME	SOUTH VOLUME	PERCENT NORTH IS OF TOTAL VOLUME	PERCENT SOUTH IS OF TOTAL VOLUME
11	6	15	6	17	3,765	9.59	104	39,275	1,939	1,826	51.50	48.50
9	15	15	3	16	3,763	9.58	105	39,275	1,903	1,860	50.57	49.43
10	23	15	6	17	3,763	9.58	106	39,275	1,769	1,994	47.01	52.99
8	31	15	2	17	3,761	9.58	107	39,275	1,947	1,814	51.77	48.23
2	13	15	6	16	3,759	9.57	108	39,275	1,843	1,916	49.03	50.97
3	16	15	2	17	3,757	9.57	109	39,275	1,852	1,905	49.29	50.71
9	22	15	3	17	3,757	9.57	110	39,275	1,965	1,792	52.30	47.70
4	16	15	5	17	3,756	9.56	111	39,275	1,837	1,919	48.91	51.09
6	23	15	3	17	3,756	9.56	112	39,275	1,839	1,917	48.96	51.04
7	23	15	5	17	3,756	9.56	113	39,275	1,845	1,911	49.12	50.88
9	14	15	2	17	3,756	9.56	114	39,275	1,873	1,883	49.87	50.13
8	21	15	6	17	3,753	9.56	115	39,275	1,904	1,849	50.73	49.27
6	11	15	5	16	3,752	9.55	116	39,275	1,970	1,782	52.51	47.49
11	5	15	5	17	3,752	9.55	117	39,275	1,934	1,818	51.55	48.45
11	10	15	3	17	3,751	9.55	118	39,275	1,927	1,824	51.37	48.63
9	2	15	4	17	3,750	9.55	119	39,275	1,836	1,914	48.96	51.04
10	8	15	5	17	3,748	9.54	120	39,275	1,885	1,863	50.29	49.71
5	8	15	6	17	3,747	9.54	121	39,275	1,883	1,864	50.25	49.75
5	21	15	5	17	3,746	9.54	122	39,275	1,852	1,894	49.44	50.56
10	8	15	5	16	3,745	9.54	123	39,275	1,927	1,818	51.46	48.54
11	13	15	6	16	3,742	9.53	124	39,275	1,903	1,839	50.86	49.14
10	26	15	2	17	3,741	9.53	125	39,275	1,907	1,834	50.98	49.02
7	30	15	5	17	3,740	9.52	126	39,275	1,899	1,841	50.78	49.22
9	1	15	3	17	3,740	9.52	127	39,275	1,890	1,850	50.53	49.47
5	27	15	4	17	3,739	9.52	128	39,275	1,890	1,849	50.55	49.45
5	28	15	5	16	3,739	9.52	129	39,275	1,849	1,890	49.45	50.55
7	21	15	3	17	3,739	9.52	130	39,275	1,860	1,879	49.75	50.25
4	9	15	5	17	3,737	9.51	131	39,275	1,808	1,929	48.38	51.62
10	9	15	6	16	3,737	9.51	132	39,275	1,933	1,804	51.73	48.27
7	2	15	5	18	3,736	9.51	133	39,275	2,003	1,733	53.61	46.39
10	13	15	3	16	3,736	9.51	134	39,275	1,926	1,810	51.55	48.45
3	19	15	5	17	3,734	9.51	135	39,275	1,844	1,890	49.38	50.62
7	31	15	6	17	3,734	9.51	136	39,275	1,937	1,797	51.87	48.13
5	19	15	3	16	3,733	9.50	137	39,275	1,871	1,862	50.12	49.88
11	30	15	2	17	3,730	9.50	138	39,275	1,813	1,917	48.61	51.39
5	14	15	5	17	3,729	9.49	139	39,275	1,884	1,845	50.52	49.48
8	31	15	2	16	3,729	9.49	140	39,275	1,824	1,905	48.91	51.09
11	13	15	6	17	3,728	9.49	141	39,275	1,878	1,850	50.38	49.62
8	25	15	3	17	3,725	9.48	142	39,275	1,821	1,904	48.89	51.11
11	20	15	6	16	3,725	9.48	143	39,275	1,891	1,834	50.77	49.23
5	26	15	3	16	3,722	9.48	144	39,275	1,895	1,827	50.91	49.09
9	16	15	4	17	3,722	9.48	145	39,275	1,824	1,898	49.01	50.99
5	28	15	5	17	3,720	9.47	146	39,275	1,830	1,890	49.19	50.81
4	6	15	2	17	3,719	9.47	147	39,275	1,839	1,880	49.45	50.55
10	30	15	6	17	3,719	9.47	148	39,275	1,993	1,726	53.59	46.41

MO	DY	YR	DAY OF WK	HR	HR VOL	PERCENT OF AADT	HOUR NUMBER	AADT	NORTH VOLUME	SOUTH VOLUME	PERCENT NORTH IS OF TOTAL VOLUME	PERCENT SOUTH IS OF TOTAL VOLUME
2	20	15	6	16	3,717	9.46	149	39,275	1,897	1,820	51.04	48.96
11	16	15	2	17	3,717	9.46	150	39,275	1,818	1,899	48.91	51.09
3	24	15	3	17	3,716	9.46	151	39,275	1,813	1,903	48.79	51.21
3	20	15	6	17	3,715	9.46	152	39,275	1,887	1,828	50.79	49.21
4	24	15	6	17	3,715	9.46	153	39,275	1,855	1,860	49.93	50.07
3	17	15	3	17	3,713	9.45	154	39,275	1,839	1,874	49.53	50.47
9	29	15	3	17	3,713	9.45	155	39,275	1,854	1,859	49.93	50.07
7	6	15	2	18	3,710	9.45	156	39,275	1,944	1,766	52.40	47.60
4	23	15	5	16	3,708	9.44	157	39,275	1,900	1,808	51.24	48.76
5	19	15	3	17	3,708	9.44	158	39,275	1,903	1,805	51.32	48.68
6	15	15	2	18	3,707	9.44	159	39,275	2,076	1,631	56.00	44.00
5	1	15	6	17	3,706	9.44	160	39,275	1,895	1,811	51.13	48.87
4	28	15	3	17	3,701	9.42	161	39,275	1,848	1,853	49.93	50.07
11	23	15	2	16	3,701	9.42	162	39,275	1,916	1,785	51.77	48.23
10	27	15	3	16	3,700	9.42	163	39,275	1,899	1,801	51.32	48.68
6	16	15	3	18	3,699	9.42	164	39,275	1,967	1,732	53.18	46.82
4	30	15	5	16	3,697	9.41	165	39,275	1,892	1,805	51.18	48.82
5	22	15	6	17	3,697	9.41	166	39,275	1,909	1,788	51.64	48.36
8	4	15	3	17	3,697	9.41	167	39,275	1,841	1,856	49.80	50.20
2	13	15	6	17	3,696	9.41	168	39,275	1,831	1,865	49.54	50.46
10	14	15	4	17	3,696	9.41	169	39,275	1,849	1,847	50.03	49.97
7	29	15	4	17	3,695	9.41	170	39,275	1,800	1,895	48.71	51.29
5	27	15	4	18	3,694	9.41	171	39,275	1,913	1,781	51.79	48.21
8	26	15	4	16	3,694	9.41	172	39,275	1,885	1,809	51.03	48.97
9	24	15	5	17	3,694	9.41	173	39,275	1,864	1,830	50.46	49.54
10	1	15	5	17	3,693	9.40	174	39,275	1,826	1,867	49.44	50.56
5	27	15	4	16	3,692	9.40	175	39,275	1,859	1,833	50.35	49.65
6	22	15	2	18	3,691	9.40	176	39,275	2,004	1,687	54.29	45.71
6	10	15	4	18	3,690	9.40	177	39,275	1,976	1,714	53.55	46.45
9	22	15	3	16	3,689	9.39	178	39,275	1,919	1,770	52.02	47.98
9	28	15	2	16	3,688	9.39	179	39,275	1,922	1,766	52.11	47.89
10	5	15	2	17	3,688	9.39	180	39,275	1,900	1,788	51.52	48.48
7	28	15	3	17	3,686	9.39	181	39,275	1,794	1,892	48.67	51.33
9	25	15	6	17	3,686	9.39	182	39,275	1,956	1,730	53.07	46.93
8	14	15	6	17	3,685	9.38	183	39,275	1,858	1,827	50.42	49.58
9	30	15	4	17	3,685	9.38	184	39,275	1,819	1,866	49.36	50.64
10	15	15	5	16	3,684	9.38	185	39,275	1,966	1,718	53.37	46.63
5	4	15	2	16	3,682	9.37	186	39,275	1,891	1,791	51.36	48.64
6	12	15	6	18	3,681	9.37	187	39,275	1,939	1,742	52.68	47.32
10	30	15	6	16	3,681	9.37	188	39,275	1,925	1,756	52.30	47.70
3	18	15	4	17	3,680	9.37	189	39,275	1,769	1,911	48.07	51.93
7	31	15	6	16	3,680	9.37	190	39,275	1,847	1,833	50.19	49.81
11	23	15	2	17	3,680	9.37	191	39,275	1,855	1,825	50.41	49.59
10	1	15	5	16	3,679	9.37	192	39,275	1,938	1,741	52.68	47.32
3	5	15	5	17	3,678	9.36	193	39,275	1,756	1,922	47.74	52.26

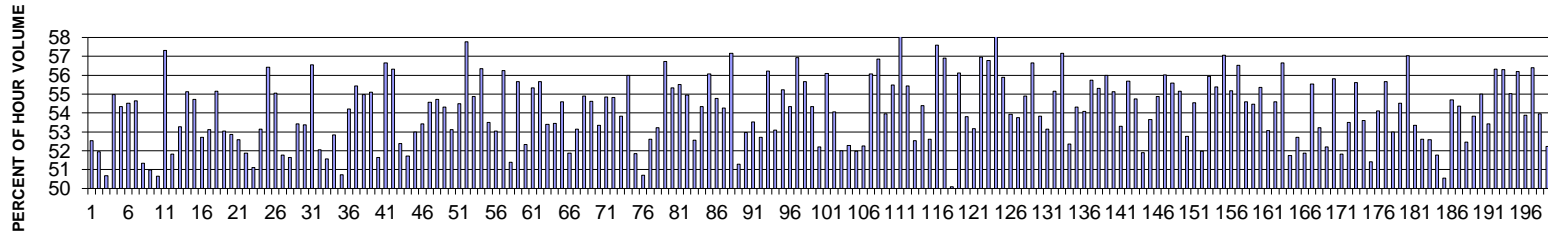
MO	DY	YR	DAY OF WK	HR	HR VOL	PERCENT OF AADT	HOUR NUMBER	AADT	NORTH VOLUME	SOUTH VOLUME	PERCENT NORTH IS OF TOTAL VOLUME	PERCENT SOUTH IS OF TOTAL VOLUME
3	23	15	2	17	3,678	9.36	194	39,275	1,808	1,870	49.16	50.84
6	9	15	3	16	3,678	9.36	195	39,275	1,857	1,821	50.49	49.51
11	18	15	4	17	3,677	9.36	196	39,275	1,910	1,767	51.94	48.06
9	24	15	5	16	3,676	9.36	197	39,275	1,963	1,713	53.40	46.60
4	21	15	3	17	3,673	9.35	198	39,275	1,804	1,869	49.12	50.88
6	4	15	5	16	3,673	9.35	199	39,275	1,869	1,804	50.88	49.12
10	21	15	4	17	3,673	9.35	200	39,275	1,910	1,763	52.00	48.00

**SR 512 MP 11.43 PUYALLUP ADC SITE R106
K FOR PEAK 200 HOURS OF 2015**



AADT= 89757 K 30 FACTOR= 7.55 K 100 FACTOR= 7.39 K 200 FACTOR= 7.29 D 30 FACTOR= 53.38

**SR 512 MP 11.43 PUYALLUP ADC SITE R106
D % IN THE PEAK 200 HOURS OF 2015**



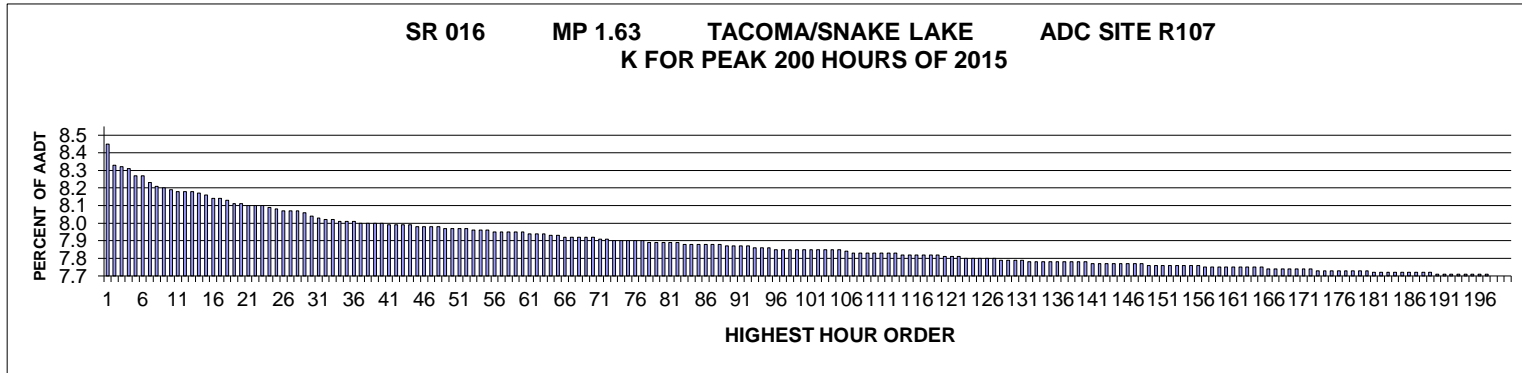
MO	DY	YR	DAY OF WK	HR	HR VOL	PERCENT OF AADT	HOUR NUMBER	AADT	NORTH VOLUME	SOUTH VOLUME	PERCENT NORTH IS OF TOTAL VOLUME	PERCENT SOUTH IS OF TOTAL VOLUME
	6	16	15	3	17	7,012	1	89,757	3,328	3,684	47.46	52.54
	6	19	15	6	16	6,989	2	89,757	3,358	3,631	48.05	51.95
	6	18	15	5	17	6,979	3	89,757	3,443	3,536	49.33	50.67
	3	13	15	6	16	6,966	4	89,757	3,136	3,830	45.02	54.98
	5	15	15	6	16	6,933	5	89,757	3,166	3,767	45.67	54.33
	2	13	15	6	16	6,916	6	89,757	3,146	3,770	45.49	54.51
	6	16	15	3	16	6,916	7	89,757	3,137	3,779	45.36	54.64
	6	12	15	6	16	6,911	8	89,757	3,363	3,548	48.66	51.34
	6	17	15	4	17	6,894	9	89,757	3,379	3,515	49.01	50.99
	9	11	15	6	15	6,886	10	89,757	3,399	3,487	49.36	50.64
	4	15	15	4	16	6,878	11	89,757	2,936	3,942	42.69	57.31
	6	18	15	5	18	6,869	12	89,757	3,309	3,560	48.17	51.83
	2	6	15	6	16	6,856	13	89,757	3,203	3,653	46.72	53.28
	10	22	15	5	16	6,856	14	89,757	3,076	3,780	44.87	55.13

MO	DY	YR	DAY OF WK	HR	HR VOL	PERCENT OF AADT	HOUR NUMBER	AADT	NORTH VOLUME	SOUTH VOLUME	PERCENT IS OF TOTAL VOLUME	PERCENT SOUTH IS OF TOTAL VOLUME
8	6	15	5	16	6,850	7.63	15	89,757	3,101	3,749	45.27	54.73
6	5	15	6	17	6,842	7.62	16	89,757	3,235	3,607	47.28	52.72
4	17	15	6	15	6,828	7.61	17	89,757	3,200	3,628	46.87	53.13
3	26	15	5	16	6,826	7.60	18	89,757	3,062	3,764	44.86	55.14
5	29	15	6	16	6,814	7.59	19	89,757	3,200	3,614	46.96	53.04
6	19	15	6	15	6,813	7.59	20	89,757	3,211	3,602	47.13	52.87
4	17	15	6	16	6,808	7.58	21	89,757	3,228	3,580	47.41	52.59
6	27	15	7	12	6,808	7.58	22	89,757	3,531	3,277	51.87	48.13
6	17	15	4	16	6,801	7.58	23	89,757	3,324	3,477	48.88	51.12
5	1	15	6	16	6,796	7.57	24	89,757	3,184	3,612	46.85	53.15
4	30	15	5	16	6,793	7.57	25	89,757	2,960	3,833	43.57	56.43
4	17	15	6	17	6,789	7.56	26	89,757	3,051	3,738	44.94	55.06
9	18	15	6	16	6,785	7.56	27	89,757	3,273	3,512	48.24	51.76
6	19	15	6	17	6,784	7.56	28	89,757	3,280	3,504	48.35	51.65
6	16	15	3	18	6,782	7.56	29	89,757	3,159	3,623	46.58	53.42
6	18	15	5	16	6,781	7.55	30	89,757	3,161	3,620	46.62	53.38
3	18	15	4	17	6,779	7.55	31	89,757	2,945	3,834	43.44	56.56
6	17	15	4	18	6,777	7.55	32	89,757	3,249	3,528	47.94	52.06
9	11	15	6	17	6,773	7.55	33	89,757	3,281	3,492	48.44	51.56
6	15	15	2	16	6,771	7.54	34	89,757	3,193	3,578	47.16	52.84
5	29	15	6	17	6,768	7.54	35	89,757	3,334	3,434	49.26	50.74
9	16	15	4	17	6,768	7.54	36	89,757	3,100	3,668	45.80	54.20
5	20	15	4	16	6,766	7.54	37	89,757	3,016	3,750	44.58	55.42
5	15	15	6	15	6,763	7.53	38	89,757	3,045	3,718	45.02	54.98
5	6	15	4	16	6,755	7.53	39	89,757	3,034	3,721	44.91	55.09
6	12	15	6	17	6,753	7.52	40	89,757	3,266	3,487	48.36	51.64
4	16	15	5	16	6,747	7.52	41	89,757	2,924	3,823	43.34	56.66
5	7	15	5	16	6,747	7.52	42	89,757	2,947	3,800	43.68	56.32
9	18	15	6	17	6,746	7.52	43	89,757	3,212	3,534	47.61	52.39
6	13	15	7	14	6,741	7.51	44	89,757	3,487	3,254	51.73	48.27
7	15	15	4	17	6,740	7.51	45	89,757	3,169	3,571	47.02	52.98
2	20	15	6	16	6,739	7.51	46	89,757	3,139	3,600	46.58	53.42
9	14	15	2	16	6,736	7.50	47	89,757	3,060	3,676	45.43	54.57
9	16	15	4	16	6,735	7.50	48	89,757	3,049	3,686	45.27	54.73
5	1	15	6	15	6,730	7.50	49	89,757	3,074	3,656	45.68	54.32
8	7	15	6	16	6,726	7.49	50	89,757	3,153	3,573	46.88	53.12
9	22	15	3	16	6,726	7.49	51	89,757	3,062	3,664	45.52	54.48
2	10	15	3	17	6,721	7.49	52	89,757	2,838	3,883	42.23	57.77
6	23	15	3	16	6,720	7.49	53	89,757	3,033	3,687	45.13	54.87
1	30	15	6	16	6,719	7.49	54	89,757	2,933	3,786	43.65	56.35
5	14	15	5	17	6,708	7.47	55	89,757	3,119	3,589	46.50	53.50
7	10	15	6	15	6,707	7.47	56	89,757	3,150	3,557	46.97	53.03
3	12	15	5	16	6,706	7.47	57	89,757	2,934	3,772	43.75	56.25
6	13	15	7	13	6,704	7.47	58	89,757	3,445	3,259	51.39	48.61
10	14	15	4	16	6,703	7.47	59	89,757	2,973	3,730	44.35	55.65
10	16	15	6	16	6,703	7.47	60	89,757	3,196	3,507	47.68	52.32
4	15	15	4	17	6,702	7.47	61	89,757	2,993	3,709	44.66	55.34
5	28	15	5	16	6,699	7.46	62	89,757	2,971	3,728	44.35	55.65
3	27	15	6	16	6,697	7.46	63	89,757	3,120	3,577	46.59	53.41

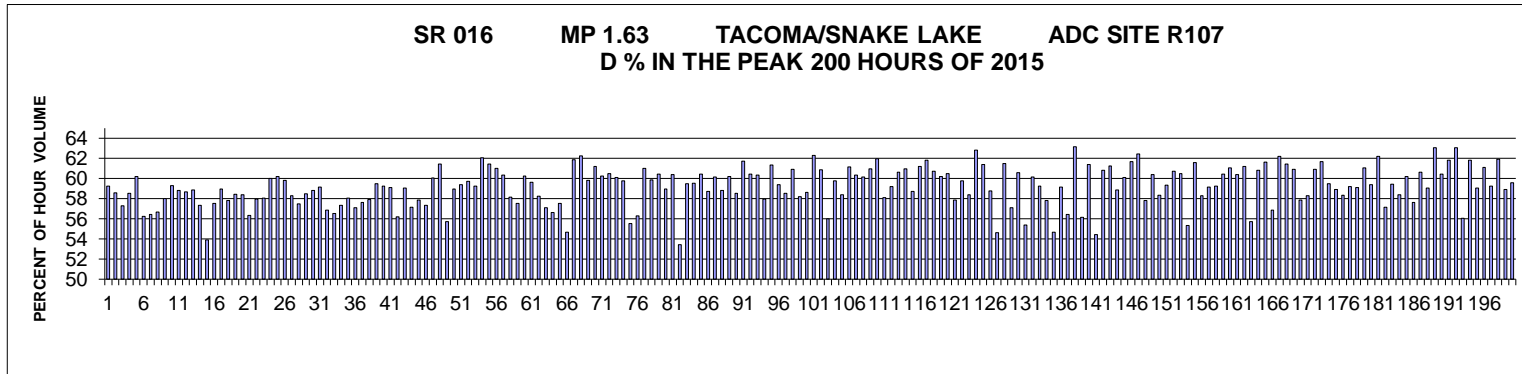
MO	DY	YR	DAY OF WK	HR	HR VOL	PERCENT		HOUR NUMBER	AADT	NORTH VOLUME	SOUTH VOLUME	PERCENT	PERCENT
						OF AADT	OF AADT					IS OF TOTAL VOLUME	IS OF TOTAL VOLUME
7	24	15	6	15	6,697	7.46	64	89,757	3,118	3,579	46.56	53.44	
5	20	15	4	17	6,696	7.46	65	89,757	3,041	3,655	45.42	54.58	
11	25	15	4	14	6,693	7.46	66	89,757	3,222	3,471	48.14	51.86	
5	21	15	5	17	6,688	7.45	67	89,757	3,133	3,555	46.85	53.15	
3	6	15	6	16	6,686	7.45	68	89,757	3,015	3,671	45.09	54.91	
7	9	15	5	16	6,683	7.45	69	89,757	3,033	3,650	45.38	54.62	
9	16	15	4	18	6,682	7.44	70	89,757	3,118	3,564	46.66	53.34	
1	30	15	6	17	6,677	7.44	71	89,757	3,015	3,662	45.16	54.84	
9	14	15	2	17	6,674	7.44	72	89,757	3,015	3,659	45.18	54.82	
9	22	15	3	18	6,673	7.43	73	89,757	3,080	3,593	46.16	53.84	
3	12	15	5	17	6,670	7.43	74	89,757	2,936	3,734	44.02	55.98	
10	17	15	7	15	6,667	7.43	75	89,757	3,456	3,211	51.84	48.16	
8	28	15	6	17	6,664	7.42	76	89,757	3,286	3,378	49.31	50.69	
6	19	15	6	14	6,663	7.42	77	89,757	3,158	3,505	47.40	52.60	
9	3	15	5	16	6,660	7.42	78	89,757	3,116	3,544	46.79	53.21	
10	15	15	5	16	6,658	7.42	79	89,757	2,880	3,778	43.26	56.74	
1	26	15	2	16	6,657	7.42	80	89,757	2,973	3,684	44.66	55.34	
4	17	15	6	18	6,657	7.42	81	89,757	2,962	3,695	44.49	55.51	
9	9	15	4	16	6,653	7.41	82	89,757	2,998	3,655	45.06	54.94	
5	8	15	6	17	6,649	7.41	83	89,757	3,154	3,495	47.44	52.56	
5	28	15	5	17	6,649	7.41	84	89,757	3,035	3,614	45.65	54.35	
5	14	15	5	16	6,647	7.41	85	89,757	2,921	3,726	43.94	56.06	
5	27	15	4	17	6,647	7.41	86	89,757	3,006	3,641	45.22	54.78	
6	10	15	4	17	6,646	7.40	87	89,757	3,040	3,606	45.74	54.26	
4	30	15	5	17	6,644	7.40	88	89,757	2,846	3,798	42.84	57.16	
5	15	15	6	17	6,642	7.40	89	89,757	3,236	3,406	48.72	51.28	
7	15	15	4	15	6,642	7.40	90	89,757	3,124	3,518	47.03	52.97	
10	16	15	6	15	6,641	7.40	91	89,757	3,086	3,555	46.47	53.53	
9	23	15	4	18	6,640	7.40	92	89,757	3,141	3,499	47.30	52.70	
2	16	15	2	16	6,639	7.40	93	89,757	2,907	3,732	43.79	56.21	
3	27	15	6	15	6,639	7.40	94	89,757	3,114	3,525	46.90	53.10	
7	6	15	2	17	6,639	7.40	95	89,757	2,972	3,667	44.77	55.23	
9	21	15	2	17	6,639	7.40	96	89,757	3,031	3,608	45.65	54.35	
5	18	15	2	17	6,635	7.39	97	89,757	2,858	3,777	43.07	56.93	
9	30	15	4	16	6,635	7.39	98	89,757	2,942	3,693	44.34	55.66	
6	29	15	2	16	6,631	7.39	99	89,757	3,028	3,603	45.66	54.34	
8	21	15	6	17	6,631	7.39	100	89,757	3,169	3,462	47.79	52.21	
4	16	15	5	17	6,628	7.38	101	89,757	2,910	3,718	43.90	56.10	
9	23	15	4	16	6,628	7.38	102	89,757	3,044	3,584	45.93	54.07	
2	27	15	6	16	6,627	7.38	103	89,757	3,180	3,447	47.99	52.01	
6	5	15	6	16	6,627	7.38	104	89,757	3,162	3,465	47.71	52.29	
6	12	15	6	15	6,627	7.38	105	89,757	3,182	3,445	48.02	51.98	
10	17	15	7	14	6,626	7.38	106	89,757	3,463	3,163	52.26	47.74	
5	21	15	5	16	6,623	7.38	107	89,757	2,910	3,713	43.94	56.06	
3	18	15	4	16	6,621	7.38	108	89,757	2,857	3,764	43.15	56.85	
8	7	15	6	15	6,621	7.38	109	89,757	3,049	3,572	46.05	53.95	
3	26	15	5	17	6,616	7.37	110	89,757	2,946	3,670	44.53	55.47	
3	30	15	2	17	6,615	7.37	111	89,757	2,775	3,840	41.95	58.05	
11	11	15	4	16	6,614	7.37	112	89,757	2,948	3,666	44.57	55.43	

MO	DY	YR	DAY OF WK	HR	HR VOL	PERCENT OF AADT	HOUR NUMBER	AADT	NORTH VOLUME	SOUTH VOLUME	PERCENT IS OF TOTAL VOLUME	PERCENT SOUTH IS OF TOTAL VOLUME
9	3	15	5	17	6,611	7.37	113	89,757	3,138	3,473	47.47	52.53
5	1	15	6	17	6,610	7.36	114	89,757	3,015	3,595	45.61	54.39
9	11	15	6	18	6,609	7.36	115	89,757	3,132	3,477	47.39	52.61
3	10	15	3	17	6,608	7.36	116	89,757	2,802	3,806	42.40	57.60
3	24	15	3	16	6,608	7.36	117	89,757	2,848	3,760	43.10	56.90
6	20	15	7	13	6,606	7.36	118	89,757	3,309	3,297	50.09	49.91
3	30	15	2	16	6,605	7.36	119	89,757	2,899	3,706	43.89	56.11
8	21	15	6	16	6,603	7.36	120	89,757	3,050	3,553	46.19	53.81
6	5	15	6	15	6,601	7.35	121	89,757	3,092	3,509	46.84	53.16
4	20	15	2	16	6,600	7.35	122	89,757	2,840	3,760	43.03	56.97
4	20	15	2	17	6,600	7.35	123	89,757	2,852	3,748	43.21	56.79
3	16	15	2	17	6,598	7.35	124	89,757	2,741	3,857	41.54	58.46
3	5	15	5	17	6,595	7.35	125	89,757	2,910	3,685	44.12	55.88
9	18	15	6	15	6,594	7.35	126	89,757	3,038	3,556	46.07	53.93
5	14	15	5	18	6,591	7.34	127	89,757	3,048	3,543	46.24	53.76
9	21	15	2	16	6,589	7.34	128	89,757	2,971	3,618	45.09	54.91
3	10	15	3	16	6,588	7.34	129	89,757	2,855	3,733	43.34	56.66
9	24	15	5	16	6,588	7.34	130	89,757	3,042	3,546	46.17	53.83
2	13	15	6	15	6,586	7.34	131	89,757	3,086	3,500	46.86	53.14
4	22	15	4	16	6,586	7.34	132	89,757	2,953	3,633	44.84	55.16
3	3	15	3	17	6,585	7.34	133	89,757	2,821	3,764	42.84	57.16
9	25	15	6	17	6,585	7.34	134	89,757	3,138	3,447	47.65	52.35
9	22	15	3	17	6,583	7.33	135	89,757	3,008	3,575	45.69	54.31
9	24	15	5	17	6,583	7.33	136	89,757	3,022	3,561	45.91	54.09
4	16	15	5	18	6,580	7.33	137	89,757	2,913	3,667	44.27	55.73
6	9	15	3	16	6,579	7.33	138	89,757	2,941	3,638	44.70	55.30
4	8	15	4	17	6,577	7.33	139	89,757	2,894	3,683	44.00	56.00
6	11	15	5	17	6,576	7.33	140	89,757	2,951	3,625	44.88	55.12
11	25	15	4	15	6,576	7.33	141	89,757	3,071	3,505	46.70	53.30
4	14	15	3	17	6,575	7.33	142	89,757	2,914	3,661	44.32	55.68
7	7	15	3	16	6,575	7.33	143	89,757	2,976	3,599	45.26	54.74
5	22	15	6	14	6,574	7.32	144	89,757	3,163	3,411	48.11	51.89
5	29	15	6	15	6,574	7.32	145	89,757	3,047	3,527	46.35	53.65
7	6	15	2	16	6,574	7.32	146	89,757	2,966	3,608	45.12	54.88
2	18	15	4	16	6,573	7.32	147	89,757	2,891	3,682	43.98	56.02
4	9	15	5	16	6,573	7.32	148	89,757	2,919	3,654	44.41	55.59
9	8	15	3	16	6,573	7.32	149	89,757	2,948	3,625	44.85	55.15
10	23	15	6	17	6,573	7.32	150	89,757	3,105	3,468	47.24	52.76
7	29	15	4	16	6,572	7.32	151	89,757	2,987	3,585	45.45	54.55
10	16	15	6	18	6,572	7.32	152	89,757	3,156	3,416	48.02	51.98
3	25	15	4	16	6,571	7.32	153	89,757	2,895	3,676	44.06	55.94
4	8	15	4	16	6,570	7.32	154	89,757	2,931	3,639	44.61	55.39
4	27	15	2	16	6,570	7.32	155	89,757	2,822	3,748	42.95	57.05
4	7	15	3	17	6,568	7.32	156	89,757	2,943	3,625	44.81	55.19
6	8	15	2	16	6,568	7.32	157	89,757	2,855	3,713	43.47	56.53
4	10	15	6	16	6,567	7.32	158	89,757	2,982	3,585	45.41	54.59
4	23	15	5	16	6,567	7.32	159	89,757	2,990	3,577	45.53	54.47
6	10	15	4	16	6,567	7.32	160	89,757	2,932	3,635	44.65	55.35
6	10	15	4	18	6,566	7.32	161	89,757	3,082	3,484	46.94	53.06

MO	DY	YR	DAY OF WK	HR	HR VOL	PERCENT OF AADT	HOUR NUMBER	AADT	NORTH VOLUME	SOUTH VOLUME	PERCENT NORTH IS OF TOTAL VOLUME	PERCENT SOUTH IS OF TOTAL VOLUME
6	22	15	2	16	6,565	7.31	162	89,757	2,981	3,584	45.41	54.59
8	3	15	2	16	6,565	7.31	163	89,757	2,846	3,719	43.35	56.65
7	24	15	6	17	6,564	7.31	164	89,757	3,168	3,396	48.26	51.74
2	27	15	6	17	6,563	7.31	165	89,757	3,104	3,459	47.30	52.70
6	19	15	6	18	6,563	7.31	166	89,757	3,158	3,405	48.12	51.88
5	7	15	5	17	6,562	7.31	167	89,757	2,918	3,644	44.47	55.53
7	10	15	6	17	6,561	7.31	168	89,757	3,069	3,492	46.78	53.22
9	25	15	6	16	6,561	7.31	169	89,757	3,136	3,425	47.80	52.20
6	24	15	4	16	6,560	7.31	170	89,757	2,898	3,662	44.18	55.82
10	16	15	6	17	6,560	7.31	171	89,757	3,161	3,399	48.19	51.81
3	13	15	6	17	6,559	7.31	172	89,757	3,049	3,510	46.49	53.51
4	2	15	5	17	6,558	7.31	173	89,757	2,912	3,646	44.40	55.60
9	15	15	3	17	6,558	7.31	174	89,757	3,042	3,516	46.39	53.61
8	27	15	5	17	6,557	7.31	175	89,757	3,186	3,371	48.59	51.41
9	25	15	6	15	6,556	7.30	176	89,757	3,009	3,547	45.90	54.10
4	22	15	4	17	6,554	7.30	177	89,757	2,907	3,647	44.35	55.65
7	22	15	4	17	6,554	7.30	178	89,757	3,082	3,472	47.02	52.98
9	9	15	4	17	6,554	7.30	179	89,757	2,981	3,573	45.48	54.52
4	29	15	4	18	6,553	7.30	180	89,757	2,816	3,737	42.97	57.03
6	25	15	5	16	6,553	7.30	181	89,757	3,057	3,496	46.65	53.35
7	9	15	5	17	6,553	7.30	182	89,757	3,106	3,447	47.40	52.60
2	26	15	5	16	6,552	7.30	183	89,757	3,107	3,445	47.42	52.58
10	2	15	6	16	6,551	7.30	184	89,757	3,159	3,392	48.22	51.78
12	30	15	4	16	6,551	7.30	185	89,757	3,239	3,312	49.44	50.56
11	6	15	6	16	6,550	7.30	186	89,757	2,967	3,583	45.30	54.70
7	22	15	4	16	6,549	7.30	187	89,757	2,989	3,560	45.64	54.36
7	24	15	6	18	6,549	7.30	188	89,757	3,114	3,435	47.55	52.45
11	20	15	6	15	6,549	7.30	189	89,757	3,023	3,526	46.16	53.84
1	21	15	4	16	6,548	7.30	190	89,757	2,947	3,601	45.01	54.99
3	13	15	6	15	6,548	7.30	191	89,757	3,050	3,498	46.58	53.42
9	14	15	2	18	6,548	7.30	192	89,757	2,860	3,688	43.68	56.32
4	29	15	4	17	6,547	7.29	193	89,757	2,862	3,685	43.71	56.29
6	4	15	5	18	6,547	7.29	194	89,757	2,945	3,602	44.98	55.02
5	6	15	4	18	6,546	7.29	195	89,757	2,867	3,679	43.80	56.20
10	9	15	6	15	6,546	7.29	196	89,757	3,019	3,527	46.12	53.88
4	15	15	4	18	6,544	7.29	197	89,757	2,854	3,690	43.61	56.39
8	24	15	2	17	6,544	7.29	198	89,757	3,013	3,531	46.04	53.96
9	25	15	6	14	6,544	7.29	199	89,757	3,126	3,418	47.77	52.23
8	24	15	2	16	6,540	7.29	200	89,757	2,859	3,681	43.72	56.28



AADT= 120812 K 30 FACTOR= 7.99 K 100 FACTOR= 7.80 K 200 FACTOR= 7.65 D 30 FACTOR= 58.81



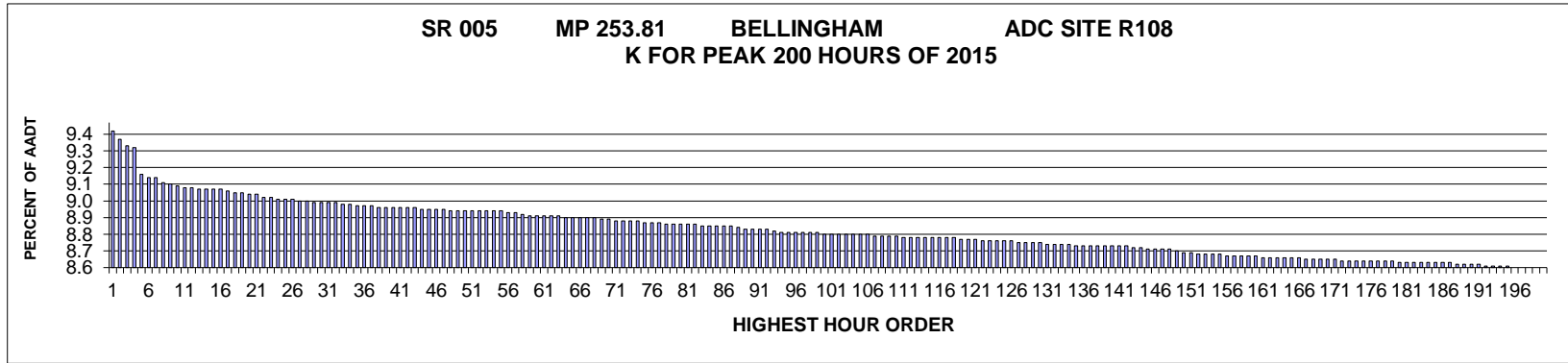
MO	DY	YR	DAY OF WK	HR	HR VOL	PERCENT OF AADT	HOUR NUMBER	AADT	EAST VOLUME	WEST VOLUME	PERCENT EAST IS OF TOTAL VOLUME	PERCENT WEST IS OF TOTAL VOLUME
10	27	15	3	18	10,154	8.40	1	120,812	4,136	6,018	40.73	59.27
11	4	15	4	17	9,998	8.28	2	120,812	4,142	5,856	41.43	58.57
10	15	15	5	18	9,991	8.27	3	120,812	4,267	5,724	42.71	57.29
10	8	15	5	18	9,975	8.26	4	120,812	4,137	5,838	41.47	58.53
10	6	15	3	18	9,930	8.22	5	120,812	3,952	5,978	39.80	60.20
10	15	15	5	17	9,927	8.22	6	120,812	4,345	5,582	43.77	56.23
11	6	15	6	17	9,880	8.18	7	120,812	4,306	5,574	43.58	56.42
10	22	15	5	17	9,862	8.16	8	120,812	4,271	5,591	43.31	56.69
10	21	15	4	17	9,848	8.15	9	120,812	4,135	5,713	41.99	58.01
10	28	15	4	18	9,833	8.14	10	120,812	4,002	5,831	40.70	59.30
10	21	15	4	18	9,825	8.13	11	120,812	4,044	5,781	41.16	58.84
4	30	15	5	17	9,818	8.13	12	120,812	4,059	5,759	41.34	58.66
10	14	15	4	17	9,816	8.13	13	120,812	4,039	5,777	41.15	58.85
11	5	15	5	17	9,804	8.12	14	120,812	4,183	5,621	42.67	57.33

MO	DY	YR	DAY OF WK	HR	HR VOL	PERCENT OF AADT	HOUR NUMBER	AADT	EAST VOLUME	WEST VOLUME	PERCENT	PERCENT
											EAST IS OF TOTAL VOLUME	WEST IS OF TOTAL VOLUME
11	6	15	6	16	9,792	8.11	15	120,812	4,513	5,279	46.09	53.91
11	10	15	3	18	9,777	8.09	16	120,812	4,151	5,626	42.46	57.54
4	8	15	4	17	9,773	8.09	17	120,812	4,012	5,761	41.05	58.95
9	16	15	4	18	9,761	8.08	18	120,812	4,117	5,644	42.18	57.82
10	6	15	3	17	9,739	8.06	19	120,812	4,049	5,690	41.58	58.42
12	15	15	3	17	9,737	8.06	20	120,812	4,052	5,685	41.61	58.39
10	16	15	6	18	9,721	8.05	21	120,812	4,243	5,478	43.65	56.35
11	4	15	4	18	9,721	8.05	22	120,812	4,085	5,636	42.02	57.98
12	16	15	4	17	9,721	8.05	23	120,812	4,079	5,642	41.96	58.04
10	27	15	3	17	9,713	8.04	24	120,812	3,883	5,830	39.98	60.02
9	22	15	3	18	9,699	8.03	25	120,812	3,862	5,837	39.82	60.18
10	14	15	4	18	9,695	8.02	26	120,812	3,897	5,798	40.20	59.80
4	9	15	5	17	9,691	8.02	27	120,812	4,040	5,651	41.69	58.31
10	8	15	5	17	9,686	8.02	28	120,812	4,117	5,569	42.50	57.50
11	5	15	5	18	9,680	8.01	29	120,812	4,019	5,661	41.52	58.48
11	19	15	5	18	9,658	7.99	30	120,812	3,978	5,680	41.19	58.81
10	28	15	4	17	9,640	7.98	31	120,812	3,936	5,704	40.83	59.17
10	23	15	6	18	9,631	7.97	32	120,812	4,157	5,474	43.16	56.84
9	15	15	3	18	9,626	7.97	33	120,812	4,184	5,442	43.47	56.53
10	30	15	6	17	9,619	7.96	34	120,812	4,103	5,516	42.66	57.34
10	22	15	5	18	9,617	7.96	35	120,812	4,035	5,582	41.96	58.04
10	23	15	6	17	9,614	7.96	36	120,812	4,123	5,491	42.89	57.11
10	16	15	6	17	9,606	7.95	37	120,812	4,070	5,536	42.37	57.63
9	24	15	5	17	9,605	7.95	38	120,812	4,045	5,560	42.11	57.89
5	7	15	5	17	9,604	7.95	39	120,812	3,892	5,712	40.52	59.48
12	2	15	4	17	9,601	7.95	40	120,812	3,911	5,690	40.74	59.26
9	29	15	3	18	9,597	7.94	41	120,812	3,923	5,674	40.88	59.12
12	4	15	6	17	9,592	7.94	42	120,812	4,203	5,389	43.82	56.18
9	30	15	4	18	9,588	7.94	43	120,812	3,927	5,661	40.96	59.04
9	10	15	5	17	9,587	7.94	44	120,812	4,107	5,480	42.84	57.16
9	16	15	4	17	9,583	7.93	45	120,812	4,038	5,545	42.14	57.86
11	10	15	3	17	9,583	7.93	46	120,812	4,090	5,493	42.68	57.32
4	22	15	4	17	9,582	7.93	47	120,812	3,827	5,755	39.94	60.06
1	27	15	3	17	9,578	7.93	48	120,812	3,694	5,884	38.57	61.43
11	20	15	6	18	9,571	7.92	49	120,812	4,239	5,332	44.29	55.71
10	13	15	3	18	9,568	7.92	50	120,812	3,925	5,643	41.02	58.98
11	18	15	4	17	9,568	7.92	51	120,812	3,884	5,684	40.59	59.41
3	5	15	5	18	9,566	7.92	52	120,812	3,855	5,711	40.30	59.70
12	1	15	3	17	9,560	7.91	53	120,812	3,897	5,663	40.76	59.24
4	7	15	3	18	9,558	7.91	54	120,812	3,627	5,931	37.95	62.05
2	10	15	3	17	9,551	7.91	55	120,812	3,684	5,867	38.57	61.43
1	21	15	4	17	9,544	7.90	56	120,812	3,721	5,823	38.99	61.01
2	11	15	4	17	9,543	7.90	57	120,812	3,786	5,757	39.67	60.33
11	3	15	3	17	9,541	7.90	58	120,812	3,995	5,546	41.87	58.13
10	9	15	6	17	9,540	7.90	59	120,812	4,050	5,490	42.45	57.55
4	7	15	3	17	9,539	7.90	60	120,812	3,792	5,747	39.75	60.25
11	2	15	2	18	9,536	7.89	61	120,812	3,851	5,685	40.38	59.62
9	10	15	5	18	9,528	7.89	62	120,812	3,979	5,549	41.76	58.24
9	25	15	6	17	9,528	7.89	63	120,812	4,088	5,440	42.91	57.09

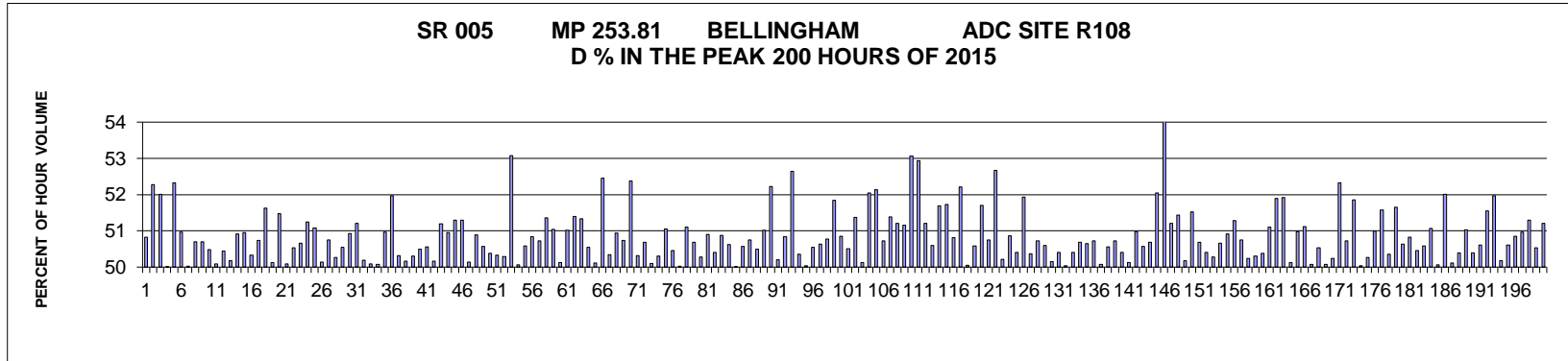
MO	DY	YR	DAY OF WK	HR	HR VOL	PERCENT OF AADT	HOUR NUMBER	AADT	EAST VOLUME	WEST VOLUME	PERCENT	PERCENT
											EAST IS OF TOTAL VOLUME	WEST IS OF TOTAL VOLUME
10	2	15	6	17	9,521	7.88	64	120,812	4,131	5,390	43.39	56.61
9	24	15	5	18	9,517	7.88	65	120,812	4,044	5,473	42.49	57.51
10	15	15	5	16	9,513	7.87	66	120,812	4,314	5,199	45.35	54.65
1	8	15	5	18	9,510	7.87	67	120,812	3,624	5,886	38.11	61.89
4	21	15	3	18	9,508	7.87	68	120,812	3,590	5,918	37.76	62.24
8	27	15	5	18	9,506	7.87	69	120,812	3,818	5,688	40.16	59.84
1	14	15	4	17	9,503	7.87	70	120,812	3,689	5,814	38.82	61.18
5	6	15	4	18	9,499	7.86	71	120,812	3,778	5,721	39.77	60.23
5	5	15	3	17	9,494	7.86	72	120,812	3,751	5,743	39.51	60.49
10	19	15	2	18	9,486	7.85	73	120,812	3,783	5,703	39.88	60.12
10	19	15	2	17	9,485	7.85	74	120,812	3,814	5,671	40.21	59.79
11	6	15	6	18	9,480	7.85	75	120,812	4,216	5,264	44.47	55.53
10	30	15	6	18	9,479	7.85	76	120,812	4,145	5,334	43.73	56.27
4	21	15	3	17	9,478	7.85	77	120,812	3,695	5,783	38.99	61.01
10	13	15	3	17	9,477	7.84	78	120,812	3,804	5,673	40.14	59.86
5	7	15	5	18	9,475	7.84	79	120,812	3,748	5,727	39.56	60.44
12	16	15	4	18	9,471	7.84	80	120,812	3,885	5,586	41.02	58.98
10	7	15	4	18	9,470	7.84	81	120,812	3,752	5,718	39.62	60.38
10	2	15	6	16	9,468	7.84	82	120,812	4,407	5,061	46.55	53.45
11	2	15	2	17	9,465	7.83	83	120,812	3,834	5,631	40.51	59.49
10	26	15	2	17	9,460	7.83	84	120,812	3,830	5,630	40.49	59.51
4	30	15	5	18	9,458	7.83	85	120,812	3,740	5,718	39.54	60.46
9	29	15	3	17	9,457	7.83	86	120,812	3,904	5,553	41.28	58.72
11	18	15	4	18	9,457	7.83	87	120,812	3,768	5,689	39.84	60.16
10	1	15	5	18	9,456	7.83	88	120,812	3,893	5,563	41.17	58.83
8	26	15	4	18	9,451	7.82	89	120,812	3,761	5,690	39.79	60.21
11	9	15	2	17	9,447	7.82	90	120,812	3,918	5,529	41.47	58.53
3	4	15	4	18	9,444	7.82	91	120,812	3,613	5,831	38.26	61.74
4	14	15	3	17	9,442	7.82	92	120,812	3,736	5,706	39.57	60.43
1	29	15	5	18	9,437	7.81	93	120,812	3,741	5,696	39.64	60.36
9	14	15	2	18	9,435	7.81	94	120,812	3,966	5,469	42.03	57.97
1	7	15	4	18	9,430	7.81	95	120,812	3,647	5,783	38.67	61.33
8	25	15	3	18	9,429	7.80	96	120,812	3,828	5,601	40.60	59.40
12	9	15	4	17	9,429	7.80	97	120,812	3,910	5,519	41.47	58.53
3	19	15	5	18	9,427	7.80	98	120,812	3,683	5,744	39.07	60.93
9	15	15	3	17	9,426	7.80	99	120,812	3,942	5,484	41.82	58.18
11	9	15	2	18	9,426	7.80	100	120,812	3,901	5,525	41.39	58.61
1	12	15	2	17	9,422	7.80	101	120,812	3,552	5,870	37.70	62.30
2	18	15	4	17	9,422	7.80	102	120,812	3,686	5,736	39.12	60.88
12	2	15	4	16	9,422	7.80	103	120,812	4,147	5,275	44.01	55.99
1	9	15	6	17	9,420	7.80	104	120,812	3,788	5,632	40.21	59.79
9	3	15	5	18	9,419	7.80	105	120,812	3,919	5,500	41.61	58.39
10	26	15	2	18	9,415	7.79	106	120,812	3,658	5,757	38.85	61.15
4	9	15	5	18	9,405	7.78	107	120,812	3,730	5,675	39.66	60.34
8	5	15	4	18	9,400	7.78	108	120,812	3,745	5,655	39.84	60.16
1	13	15	3	17	9,395	7.78	109	120,812	3,668	5,727	39.04	60.96
3	18	15	4	18	9,395	7.78	110	120,812	3,572	5,823	38.02	61.98
9	17	15	5	18	9,395	7.78	111	120,812	3,938	5,457	41.92	58.08
12	15	15	3	18	9,395	7.78	112	120,812	3,831	5,564	40.78	59.22

MO	DY	YR	DAY OF WK	HR	HR VOL	PERCENT OF AADT	HOUR NUMBER	AADT	EAST VOLUME	WEST VOLUME	PERCENT	PERCENT
											EAST IS OF TOTAL VOLUME	WEST IS OF TOTAL VOLUME
3	31	15	3	17	9,394	7.78	113	120,812	3,700	5,694	39.39	60.61
1	8	15	5	17	9,393	7.77	114	120,812	3,667	5,726	39.04	60.96
10	1	15	5	17	9,389	7.77	115	120,812	3,874	5,515	41.26	58.74
3	18	15	4	17	9,388	7.77	116	120,812	3,642	5,746	38.79	61.21
1	28	15	4	18	9,384	7.77	117	120,812	3,584	5,800	38.19	61.81
4	2	15	5	18	9,383	7.77	118	120,812	3,686	5,697	39.28	60.72
2	11	15	4	18	9,382	7.77	119	120,812	3,735	5,647	39.81	60.19
3	4	15	4	17	9,380	7.76	120	120,812	3,708	5,672	39.53	60.47
6	9	15	3	18	9,379	7.76	121	120,812	3,950	5,429	42.12	57.88
9	30	15	4	17	9,373	7.76	122	120,812	3,772	5,601	40.24	59.76
8	25	15	3	17	9,362	7.75	123	120,812	3,895	5,467	41.60	58.40
3	10	15	3	18	9,361	7.75	124	120,812	3,481	5,880	37.19	62.81
4	8	15	4	18	9,360	7.75	125	120,812	3,612	5,748	38.59	61.41
9	21	15	2	18	9,358	7.75	126	120,812	3,860	5,498	41.25	58.75
10	23	15	6	16	9,357	7.75	127	120,812	4,248	5,109	45.40	54.60
3	10	15	3	17	9,351	7.74	128	120,812	3,600	5,751	38.50	61.50
12	11	15	6	17	9,351	7.74	129	120,812	4,010	5,341	42.88	57.12
6	3	15	4	18	9,349	7.74	130	120,812	3,684	5,665	39.41	60.59
11	11	15	4	17	9,345	7.74	131	120,812	4,169	5,176	44.61	55.39
3	12	15	5	17	9,343	7.73	132	120,812	3,725	5,618	39.87	60.13
9	14	15	2	17	9,342	7.73	133	120,812	3,805	5,537	40.73	59.27
10	29	15	5	18	9,339	7.73	134	120,812	3,941	5,398	42.20	57.80
9	24	15	5	16	9,338	7.73	135	120,812	4,234	5,104	45.34	54.66
10	20	15	3	17	9,338	7.73	136	120,812	3,814	5,524	40.84	59.16
9	18	15	6	17	9,337	7.73	137	120,812	4,066	5,271	43.55	56.45
5	20	15	4	18	9,336	7.73	138	120,812	3,441	5,895	36.86	63.14
10	2	15	6	18	9,336	7.73	139	120,812	4,093	5,243	43.84	56.16
2	18	15	4	18	9,334	7.73	140	120,812	3,604	5,730	38.61	61.39
12	4	15	6	16	9,331	7.72	141	120,812	4,251	5,080	45.56	54.44
10	7	15	4	17	9,328	7.72	142	120,812	3,654	5,674	39.17	60.83
5	27	15	4	18	9,326	7.72	143	120,812	3,615	5,711	38.76	61.24
10	12	15	2	17	9,326	7.72	144	120,812	3,835	5,491	41.12	58.88
4	15	15	4	17	9,323	7.72	145	120,812	3,719	5,604	39.89	60.11
5	12	15	3	18	9,322	7.72	146	120,812	3,571	5,751	38.31	61.69
2	9	15	2	17	9,321	7.72	147	120,812	3,499	5,822	37.54	62.46
8	13	15	5	17	9,321	7.72	148	120,812	3,930	5,391	42.16	57.84
3	19	15	5	17	9,320	7.71	149	120,812	3,692	5,628	39.61	60.39
11	24	15	3	17	9,319	7.71	150	120,812	3,884	5,435	41.68	58.32
12	2	15	4	18	9,318	7.71	151	120,812	3,788	5,530	40.65	59.35
5	19	15	3	17	9,316	7.71	152	120,812	3,659	5,657	39.28	60.72
9	8	15	3	18	9,313	7.71	153	120,812	3,680	5,633	39.51	60.49
10	30	15	6	16	9,313	7.71	154	120,812	4,160	5,153	44.67	55.33
4	22	15	4	18	9,310	7.71	155	120,812	3,579	5,731	38.44	61.56
1	16	15	6	17	9,309	7.71	156	120,812	3,883	5,426	41.71	58.29
9	8	15	3	17	9,308	7.70	157	120,812	3,804	5,504	40.87	59.13
10	12	15	2	18	9,308	7.70	158	120,812	3,794	5,514	40.76	59.24
10	14	15	4	8	9,308	7.70	159	120,812	5,628	3,680	60.46	39.54
1	7	15	4	17	9,306	7.70	160	120,812	3,624	5,682	38.94	61.06
5	4	15	2	17	9,300	7.70	161	120,812	3,684	5,616	39.61	60.39

MO	DY	YR	DAY OF WK	HR	HR VOL	PERCENT OF AADT	HOUR NUMBER	AADT	EAST VOLUME	WEST VOLUME	PERCENT	PERCENT
											EAST IS OF TOTAL VOLUME	WEST IS OF TOTAL VOLUME
6	3	15	4	17	9,298	7.70	162	120,812	3,609	5,689	38.81	61.19
12	16	15	4	16	9,298	7.70	163	120,812	4,116	5,182	44.27	55.73
4	2	15	5	17	9,297	7.70	164	120,812	3,644	5,653	39.20	60.80
4	20	15	2	17	9,297	7.70	165	120,812	3,569	5,728	38.39	61.61
2	13	15	6	17	9,296	7.69	166	120,812	4,012	5,284	43.16	56.84
3	31	15	3	18	9,296	7.69	167	120,812	3,514	5,782	37.80	62.20
5	20	15	4	17	9,289	7.69	168	120,812	3,582	5,707	38.56	61.44
3	25	15	4	17	9,288	7.69	169	120,812	3,629	5,659	39.07	60.93
9	25	15	6	18	9,288	7.69	170	120,812	3,912	5,376	42.12	57.88
12	14	15	2	17	9,288	7.69	171	120,812	3,872	5,416	41.69	58.31
2	10	15	3	18	9,286	7.69	172	120,812	3,630	5,656	39.09	60.91
4	29	15	4	18	9,284	7.68	173	120,812	3,557	5,727	38.31	61.69
9	21	15	2	17	9,281	7.68	174	120,812	3,761	5,520	40.52	59.48
11	24	15	3	18	9,281	7.68	175	120,812	3,815	5,466	41.11	58.89
11	19	15	5	17	9,278	7.68	176	120,812	3,867	5,411	41.68	58.32
7	22	15	4	17	9,277	7.68	177	120,812	3,786	5,491	40.81	59.19
8	5	15	4	17	9,275	7.68	178	120,812	3,794	5,481	40.91	59.09
9	2	15	4	18	9,275	7.68	179	120,812	3,610	5,665	38.92	61.08
8	4	15	3	17	9,274	7.68	180	120,812	3,765	5,509	40.60	59.40
5	19	15	3	18	9,270	7.67	181	120,812	3,502	5,768	37.78	62.22
9	17	15	5	17	9,270	7.67	182	120,812	3,970	5,300	42.83	57.17
10	5	15	2	17	9,266	7.67	183	120,812	3,758	5,508	40.56	59.44
7	21	15	3	17	9,265	7.67	184	120,812	3,855	5,410	41.61	58.39
8	18	15	3	18	9,265	7.67	185	120,812	3,686	5,579	39.78	60.22
12	29	15	3	17	9,265	7.67	186	120,812	3,927	5,338	42.39	57.61
8	11	15	3	18	9,264	7.67	187	120,812	3,648	5,616	39.38	60.62
8	20	15	5	18	9,264	7.67	188	120,812	3,793	5,471	40.94	59.06
3	30	15	2	18	9,262	7.67	189	120,812	3,421	5,841	36.94	63.06
5	6	15	4	17	9,260	7.66	190	120,812	3,662	5,598	39.55	60.45
5	4	15	2	18	9,258	7.66	191	120,812	3,536	5,722	38.19	61.81
1	5	15	2	17	9,256	7.66	192	120,812	3,418	5,838	36.93	63.07
10	22	15	5	16	9,255	7.66	193	120,812	4,066	5,189	43.93	56.07
1	6	15	3	17	9,253	7.66	194	120,812	3,531	5,722	38.16	61.84
9	22	15	3	17	9,251	7.66	195	120,812	3,788	5,463	40.95	59.05
2	24	15	3	17	9,250	7.66	196	120,812	3,597	5,653	38.89	61.11
7	28	15	3	17	9,250	7.66	197	120,812	3,770	5,480	40.76	59.24
3	24	15	3	18	9,248	7.65	198	120,812	3,521	5,727	38.07	61.93
6	9	15	3	17	9,248	7.65	199	120,812	3,800	5,448	41.09	58.91
8	21	15	6	17	9,248	7.65	200	120,812	3,738	5,510	40.42	59.58



AADT= 77757 K 30 FACTOR= 9.02 K 100 FACTOR= 8.83 K 200 FACTOR= 8.63 D 30 FACTOR= 50.93



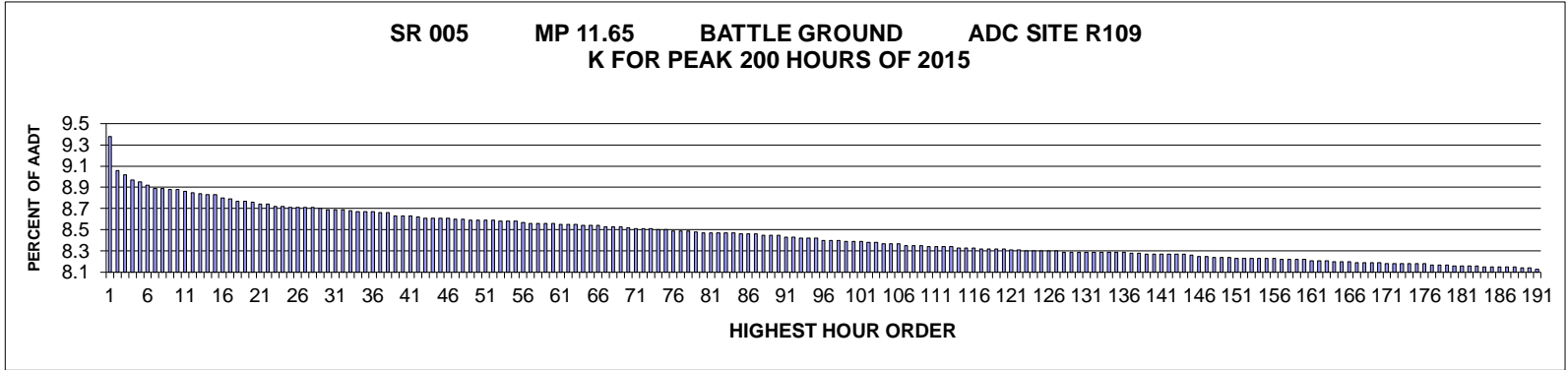
MO	DY	YR	DAY OF WK	HR	HR VOL	PERCENT OF AADT	HOUR NUMBER	AADT	NORTH VOLUME	SOUTH VOLUME	PERCENT NORTH IS OF TOTAL VOLUME	PERCENT SOUTH IS OF TOTAL VOLUME
5	15	15	6	17	7,346	9.45	1	77,757	3,613	3,733	49.18	50.82
5	15	15	6	18	7,310	9.40	2	77,757	3,488	3,822	47.72	52.28
7	24	15	6	17	7,276	9.36	3	77,757	3,492	3,784	47.99	52.01
9	4	15	6	18	7,274	9.35	4	77,757	3,638	3,636	50.01	49.99
4	2	15	5	18	7,149	9.19	5	77,757	3,408	3,741	47.67	52.33
6	26	15	6	17	7,131	9.17	6	77,757	3,496	3,635	49.03	50.97
9	4	15	6	17	7,130	9.17	7	77,757	3,567	3,563	50.03	49.97
5	7	15	5	18	7,108	9.14	8	77,757	3,604	3,504	50.70	49.30
5	29	15	6	17	7,096	9.13	9	77,757	3,498	3,598	49.30	50.70
9	25	15	6	17	7,090	9.12	10	77,757	3,579	3,511	50.48	49.52
6	11	15	5	18	7,087	9.11	11	77,757	3,537	3,550	49.91	50.09
6	9	15	3	18	7,082	9.11	12	77,757	3,573	3,509	50.45	49.55
8	13	15	5	18	7,077	9.10	13	77,757	3,551	3,526	50.18	49.82

12	4	15	6	17	7,074	9.10	14	77,757	3,602	3,472	50.92	49.08
9	24	15	5	18	7,072	9.10	15	77,757	3,469	3,603	49.05	50.95
10	1	15	5	18	7,072	9.10	16	77,757	3,559	3,513	50.33	49.67
9	25	15	6	18	7,070	9.09	17	77,757	3,483	3,587	49.26	50.74
10	23	15	6	17	7,058	9.08	18	77,757	3,644	3,414	51.63	48.37
10	2	15	6	17	7,057	9.08	19	77,757	3,519	3,538	49.87	50.13
5	19	15	3	18	7,051	9.07	20	77,757	3,629	3,422	51.47	48.53
9	18	15	6	17	7,050	9.07	21	77,757	3,519	3,531	49.91	50.09
10	8	15	5	18	7,038	9.05	22	77,757	3,482	3,556	49.47	50.53
5	14	15	5	18	7,037	9.05	23	77,757	3,565	3,472	50.66	49.34
6	12	15	6	17	7,031	9.04	24	77,757	3,428	3,603	48.76	51.24
9	1	15	3	18	7,030	9.04	25	77,757	3,439	3,591	48.92	51.08
10	16	15	6	17	7,028	9.04	26	77,757	3,524	3,504	50.14	49.86
3	13	15	6	17	7,022	9.03	27	77,757	3,564	3,458	50.75	49.25
4	30	15	5	18	7,020	9.03	28	77,757	3,529	3,491	50.27	49.73
9	23	15	4	18	7,015	9.02	29	77,757	3,469	3,546	49.45	50.55
8	6	15	5	17	7,014	9.02	30	77,757	3,442	3,572	49.07	50.93
9	3	15	5	18	7,014	9.02	31	77,757	3,422	3,592	48.79	51.21
4	17	15	6	18	7,010	9.02	32	77,757	3,492	3,518	49.81	50.19
5	8	15	6	17	7,007	9.01	33	77,757	3,510	3,497	50.09	49.91
4	22	15	4	18	7,006	9.01	34	77,757	3,498	3,508	49.93	50.07
9	16	15	4	18	7,000	9.00	35	77,757	3,432	3,568	49.03	50.97
5	18	15	2	18	6,998	9.00	36	77,757	3,637	3,361	51.97	48.03
10	22	15	5	17	6,997	9.00	37	77,757	3,521	3,476	50.32	49.68
5	15	15	6	16	6,992	8.99	38	77,757	3,485	3,507	49.84	50.16
8	19	15	4	18	6,991	8.99	39	77,757	3,517	3,474	50.31	49.69
9	22	15	3	18	6,990	8.99	40	77,757	3,461	3,529	49.51	50.49
9	24	15	5	17	6,990	8.99	41	77,757	3,456	3,534	49.44	50.56
7	15	15	4	18	6,988	8.99	42	77,757	3,483	3,505	49.84	50.16
7	31	15	6	17	6,988	8.99	43	77,757	3,411	3,577	48.81	51.19
5	14	15	5	17	6,982	8.98	44	77,757	3,425	3,557	49.05	50.95
3	18	15	4	18	6,981	8.98	45	77,757	3,400	3,581	48.70	51.30
5	21	15	5	18	6,981	8.98	46	77,757	3,581	3,400	51.30	48.70
9	18	15	6	18	6,981	8.98	47	77,757	3,500	3,481	50.14	49.86
7	16	15	5	17	6,978	8.97	48	77,757	3,427	3,551	49.11	50.89
8	21	15	6	17	6,978	8.97	49	77,757	3,529	3,449	50.57	49.43
5	22	15	6	17	6,977	8.97	50	77,757	3,515	3,462	50.38	49.62
4	28	15	3	18	6,976	8.97	51	77,757	3,465	3,511	49.67	50.33
5	1	15	6	17	6,975	8.97	52	77,757	3,467	3,508	49.71	50.29
5	18	15	2	17	6,973	8.97	53	77,757	3,701	3,272	53.08	46.92
10	30	15	6	17	6,971	8.97	54	77,757	3,481	3,490	49.94	50.06
11	6	15	6	17	6,971	8.97	55	77,757	3,445	3,526	49.42	50.58
7	17	15	6	17	6,969	8.96	56	77,757	3,426	3,543	49.16	50.84
8	28	15	6	17	6,968	8.96	57	77,757	3,534	3,434	50.72	49.28
8	3	15	2	18	6,957	8.95	58	77,757	3,573	3,384	51.36	48.64
2	20	15	6	17	6,954	8.94	59	77,757	3,405	3,549	48.96	51.04
8	25	15	3	18	6,954	8.94	60	77,757	3,485	3,469	50.12	49.88
8	27	15	5	18	6,954	8.94	61	77,757	3,406	3,548	48.98	51.02
7	21	15	3	18	6,951	8.94	62	77,757	3,378	3,573	48.60	51.40

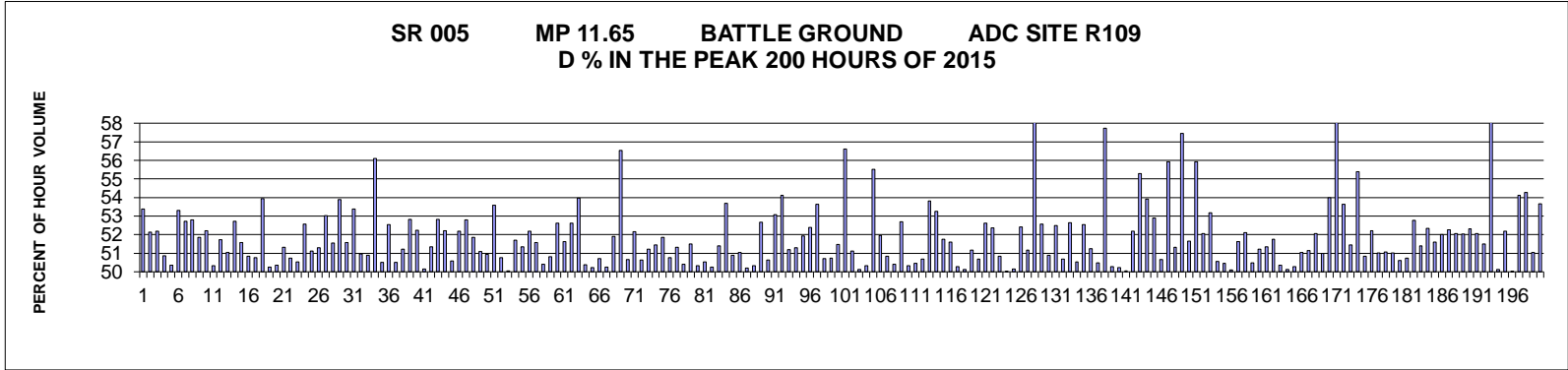
7	24	15	6	18	6,949	8.94	63	77,757	3,382	3,567	48.67	51.33
10	15	15	5	18	6,946	8.93	64	77,757	3,511	3,435	50.55	49.45
7	22	15	4	18	6,945	8.93	65	77,757	3,465	3,480	49.89	50.11
4	17	15	6	17	6,944	8.93	66	77,757	3,642	3,302	52.45	47.55
6	3	15	4	18	6,943	8.93	67	77,757	3,495	3,448	50.34	49.66
10	9	15	6	17	6,941	8.93	68	77,757	3,536	3,405	50.94	49.06
4	29	15	4	18	6,938	8.92	69	77,757	3,520	3,418	50.74	49.26
4	1	15	4	18	6,934	8.92	70	77,757	3,302	3,632	47.62	52.38
5	4	15	2	18	6,930	8.91	71	77,757	3,443	3,487	49.68	50.32
7	7	15	3	18	6,928	8.91	72	77,757	3,416	3,512	49.31	50.69
8	7	15	6	17	6,928	8.91	73	77,757	3,471	3,457	50.10	49.90
5	1	15	6	18	6,925	8.91	74	77,757	3,484	3,441	50.31	49.69
6	17	15	4	18	6,923	8.90	75	77,757	3,388	3,535	48.94	51.06
4	14	15	3	18	6,919	8.90	76	77,757	3,491	3,428	50.46	49.54
8	20	15	5	18	6,919	8.90	77	77,757	3,458	3,461	49.98	50.02
6	30	15	3	18	6,916	8.89	78	77,757	3,382	3,534	48.90	51.10
10	23	15	6	18	6,915	8.89	79	77,757	3,505	3,410	50.69	49.31
8	4	15	3	18	6,911	8.89	80	77,757	3,436	3,475	49.72	50.28
8	20	15	5	17	6,911	8.89	81	77,757	3,518	3,393	50.90	49.10
5	28	15	5	18	6,909	8.89	82	77,757	3,427	3,482	49.60	50.40
5	6	15	4	18	6,906	8.88	83	77,757	3,514	3,392	50.88	49.12
9	9	15	4	18	6,906	8.88	84	77,757	3,410	3,496	49.38	50.62
9	11	15	6	17	6,906	8.88	85	77,757	3,454	3,452	50.01	49.99
11	20	15	6	17	6,902	8.88	86	77,757	3,490	3,412	50.57	49.43
7	31	15	6	18	6,901	8.88	87	77,757	3,399	3,502	49.25	50.75
8	11	15	3	18	6,895	8.87	88	77,757	3,413	3,482	49.50	50.50
7	20	15	2	17	6,891	8.86	89	77,757	3,375	3,516	48.98	51.02
9	30	15	4	18	6,890	8.86	90	77,757	3,598	3,292	52.22	47.78
7	16	15	5	18	6,889	8.86	91	77,757	3,431	3,458	49.80	50.20
6	4	15	5	18	6,886	8.86	92	77,757	3,385	3,501	49.16	50.84
8	3	15	2	17	6,885	8.85	93	77,757	3,625	3,260	52.65	47.35
10	22	15	5	18	6,877	8.84	94	77,757	3,463	3,414	50.36	49.64
7	10	15	6	17	6,876	8.84	95	77,757	3,435	3,441	49.96	50.04
2	13	15	6	17	6,873	8.84	96	77,757	3,474	3,399	50.55	49.45
8	5	15	4	17	6,872	8.84	97	77,757	3,392	3,480	49.36	50.64
3	13	15	6	18	6,871	8.84	98	77,757	3,489	3,382	50.78	49.22
6	18	15	5	17	6,871	8.84	99	77,757	3,309	3,562	48.16	51.84
5	20	15	4	18	6,869	8.83	100	77,757	3,493	3,376	50.85	49.15
4	15	15	4	18	6,868	8.83	101	77,757	3,469	3,399	50.51	49.49
8	26	15	4	18	6,866	8.83	102	77,757	3,527	3,339	51.37	48.63
10	14	15	4	18	6,865	8.83	103	77,757	3,441	3,424	50.12	49.88
4	2	15	5	17	6,864	8.83	104	77,757	3,292	3,572	47.96	52.04
9	17	15	5	18	6,864	8.83	105	77,757	3,285	3,579	47.86	52.14
8	4	15	3	17	6,863	8.83	106	77,757	3,481	3,382	50.72	49.28
6	2	15	3	18	6,859	8.82	107	77,757	3,334	3,525	48.61	51.39
3	12	15	5	18	6,858	8.82	108	77,757	3,346	3,512	48.79	51.21
3	10	15	3	18	6,857	8.82	109	77,757	3,349	3,508	48.84	51.16
7	24	15	6	16	6,856	8.82	110	77,757	3,218	3,638	46.94	53.06
9	23	15	4	17	6,851	8.81	111	77,757	3,224	3,627	47.06	52.94

1	16	15	6	17	6,850	8.81	112	77,757	3,508	3,342	51.21	48.79
5	5	15	3	18	6,850	8.81	113	77,757	3,466	3,384	50.60	49.40
9	22	15	3	17	6,850	8.81	114	77,757	3,309	3,541	48.31	51.69
3	17	15	3	18	6,849	8.81	115	77,757	3,306	3,543	48.27	51.73
8	5	15	4	18	6,849	8.81	116	77,757	3,480	3,369	50.81	49.19
6	18	15	5	18	6,848	8.81	117	77,757	3,273	3,575	47.79	52.21
4	23	15	5	18	6,847	8.81	118	77,757	3,420	3,427	49.95	50.05
8	27	15	5	17	6,843	8.80	119	77,757	3,382	3,461	49.42	50.58
9	3	15	5	17	6,843	8.80	120	77,757	3,305	3,538	48.30	51.70
7	8	15	4	18	6,841	8.80	121	77,757	3,472	3,369	50.75	49.25
4	10	15	6	17	6,837	8.79	122	77,757	3,601	3,236	52.67	47.33
6	12	15	6	18	6,836	8.79	123	77,757	3,403	3,433	49.78	50.22
6	10	15	4	18	6,833	8.79	124	77,757	3,475	3,358	50.86	49.14
8	7	15	6	16	6,832	8.79	125	77,757	3,443	3,389	50.40	49.60
5	21	15	5	17	6,831	8.79	126	77,757	3,284	3,547	48.07	51.93
4	20	15	2	18	6,826	8.78	127	77,757	3,388	3,438	49.63	50.37
7	30	15	5	18	6,826	8.78	128	77,757	3,364	3,462	49.28	50.72
4	27	15	2	18	6,824	8.78	129	77,757	3,371	3,453	49.40	50.60
8	18	15	3	18	6,824	8.78	130	77,757	3,402	3,422	49.85	50.15
8	13	15	5	17	6,822	8.77	131	77,757	3,439	3,383	50.41	49.59
4	21	15	3	18	6,818	8.77	132	77,757	3,406	3,412	49.96	50.04
6	15	15	2	18	6,818	8.77	133	77,757	3,382	3,436	49.60	50.40
2	20	15	6	18	6,816	8.77	134	77,757	3,455	3,361	50.69	49.31
7	20	15	2	18	6,814	8.76	135	77,757	3,363	3,451	49.35	50.65
9	15	15	3	18	6,814	8.76	136	77,757	3,357	3,457	49.27	50.73
10	1	15	5	17	6,813	8.76	137	77,757	3,402	3,411	49.93	50.07
12	30	15	4	17	6,812	8.76	138	77,757	3,444	3,368	50.56	49.44
11	19	15	5	17	6,810	8.76	139	77,757	3,356	3,454	49.28	50.72
4	7	15	3	18	6,808	8.76	140	77,757	3,377	3,431	49.60	50.40
8	7	15	6	18	6,808	8.76	141	77,757	3,395	3,413	49.87	50.13
11	10	15	3	18	6,808	8.76	142	77,757	3,337	3,471	49.02	50.98
12	28	15	2	17	6,803	8.75	143	77,757	3,440	3,363	50.57	49.43
10	16	15	6	18	6,800	8.75	144	77,757	3,354	3,446	49.32	50.68
3	3	15	3	18	6,798	8.74	145	77,757	3,260	3,538	47.96	52.04
2	9	15	2	17	6,797	8.74	146	77,757	3,701	3,096	54.45	45.55
6	16	15	3	18	6,794	8.74	147	77,757	3,315	3,479	48.79	51.21
9	21	15	2	18	6,794	8.74	148	77,757	3,299	3,495	48.56	51.44
10	13	15	3	18	6,792	8.73	149	77,757	3,384	3,408	49.82	50.18
6	25	15	5	18	6,780	8.72	150	77,757	3,287	3,493	48.48	51.52
10	9	15	6	18	6,778	8.72	151	77,757	3,436	3,342	50.69	49.31
5	26	15	3	18	6,774	8.71	152	77,757	3,414	3,360	50.40	49.60
10	6	15	3	18	6,774	8.71	153	77,757	3,406	3,368	50.28	49.72
4	30	15	5	17	6,773	8.71	154	77,757	3,342	3,431	49.34	50.66
1	29	15	5	18	6,769	8.71	155	77,757	3,323	3,446	49.09	50.91
3	6	15	6	17	6,767	8.70	156	77,757	3,297	3,470	48.72	51.28
5	7	15	5	17	6,764	8.70	157	77,757	3,433	3,331	50.75	49.25
5	13	15	4	18	6,761	8.70	158	77,757	3,364	3,397	49.76	50.24
10	5	15	2	17	6,761	8.70	159	77,757	3,401	3,360	50.30	49.70
11	3	15	3	18	6,761	8.70	160	77,757	3,355	3,406	49.62	50.38

7	2	15	5	17	6,760	8.69	161	77,757	3,305	3,455	48.89	51.11
2	9	15	2	18	6,759	8.69	162	77,757	3,508	3,251	51.90	48.10
4	6	15	2	18	6,759	8.69	163	77,757	3,509	3,250	51.92	48.08
5	27	15	4	17	6,756	8.69	164	77,757	3,387	3,369	50.13	49.87
8	10	15	2	18	6,756	8.69	165	77,757	3,312	3,444	49.02	50.98
6	4	15	5	17	6,755	8.69	166	77,757	3,302	3,453	48.88	51.12
10	14	15	4	17	6,749	8.68	167	77,757	3,379	3,370	50.07	49.93
5	1	15	6	16	6,748	8.68	168	77,757	3,410	3,338	50.53	49.47
9	8	15	3	18	6,748	8.68	169	77,757	3,369	3,379	49.93	50.07
7	21	15	3	17	6,747	8.68	170	77,757	3,357	3,390	49.76	50.24
10	12	15	2	17	6,747	8.68	171	77,757	3,531	3,216	52.33	47.67
2	11	15	4	18	6,743	8.67	172	77,757	3,323	3,420	49.28	50.72
6	25	15	5	17	6,743	8.67	173	77,757	3,247	3,496	48.15	51.85
5	20	15	4	17	6,741	8.67	174	77,757	3,368	3,373	49.96	50.04
8	24	15	2	18	6,741	8.67	175	77,757	3,389	3,352	50.27	49.73
3	4	15	4	18	6,740	8.67	176	77,757	3,303	3,437	49.01	50.99
3	5	15	5	18	6,739	8.67	177	77,757	3,264	3,475	48.43	51.57
5	28	15	5	17	6,739	8.67	178	77,757	3,346	3,393	49.65	50.35
9	11	15	6	18	6,738	8.67	179	77,757	3,258	3,480	48.35	51.65
9	25	15	6	16	6,736	8.66	180	77,757	3,411	3,325	50.64	49.36
12	9	15	4	17	6,736	8.66	181	77,757	3,312	3,424	49.17	50.83
6	12	15	6	16	6,734	8.66	182	77,757	3,336	3,398	49.54	50.46
6	29	15	2	18	6,734	8.66	183	77,757	3,327	3,407	49.41	50.59
7	23	15	5	17	6,734	8.66	184	77,757	3,295	3,439	48.93	51.07
9	2	15	4	18	6,734	8.66	185	77,757	3,363	3,371	49.94	50.06
6	19	15	6	17	6,733	8.66	186	77,757	3,231	3,502	47.99	52.01
10	20	15	3	18	6,731	8.66	187	77,757	3,373	3,358	50.11	49.89
1	9	15	6	17	6,729	8.65	188	77,757	3,338	3,391	49.61	50.39
2	13	15	6	18	6,728	8.65	189	77,757	3,433	3,295	51.03	48.97
4	16	15	5	17	6,727	8.65	190	77,757	3,390	3,337	50.39	49.61
7	6	15	2	17	6,726	8.65	191	77,757	3,322	3,404	49.39	50.61
6	5	15	6	17	6,722	8.64	192	77,757	3,465	3,257	51.55	48.45
10	15	15	5	17	6,721	8.64	193	77,757	3,228	3,493	48.03	51.97
6	23	15	3	18	6,720	8.64	194	77,757	3,348	3,372	49.82	50.18
2	27	15	6	18	6,716	8.64	195	77,757	3,399	3,317	50.61	49.39
10	8	15	5	17	6,714	8.63	196	77,757	3,300	3,414	49.15	50.85
6	3	15	4	17	6,711	8.63	197	77,757	3,291	3,420	49.04	50.96
11	19	15	5	18	6,711	8.63	198	77,757	3,268	3,443	48.70	51.30
3	27	15	6	17	6,709	8.63	199	77,757	3,390	3,319	50.53	49.47
7	30	15	5	17	6,709	8.63	200	77,757	3,273	3,436	48.79	51.21



AADT= 88428 K 30 FACTOR= 8.73 K 100 FACTOR= 8.43 K 200 FACTOR= 8.14 D 30 FACTOR= 51.58



MO	DY	YR	DAY OF WK	HR	HR VOL	PERCENT OF AADT	HOUR NUMBER	AADT	NORTH VOLUME	SOUTH VOLUME	PERCENT NORTH IS OF TOTAL VOLUME	PERCENT SOUTH IS OF TOTAL VOLUME
6	28	15	1	14	8,332	9.42	1	88,428	3,885	4,447	46.63	53.37
9	4	15	6	18	8,049	9.10	2	88,428	4,197	3,852	52.14	47.86
11	28	15	7	14	8,012	9.06	3	88,428	4,181	3,831	52.18	47.82
10	2	15	6	17	7,968	9.01	4	88,428	4,053	3,915	50.87	49.13
8	9	15	1	15	7,953	8.99	5	88,428	4,005	3,948	50.36	49.64
7	5	15	1	14	7,921	8.96	6	88,428	3,699	4,222	46.70	53.30
8	21	15	6	18	7,899	8.93	7	88,428	4,164	3,735	52.72	47.28
9	25	15	6	17	7,896	8.93	8	88,428	4,168	3,728	52.79	47.21
8	23	15	1	16	7,892	8.92	9	88,428	3,800	4,092	48.15	51.85
8	14	15	6	17	7,891	8.92	10	88,428	4,121	3,770	52.22	47.78
5	22	15	6	17	7,868	8.90	11	88,428	3,959	3,909	50.32	49.68
8	21	15	6	17	7,860	8.89	12	88,428	4,065	3,795	51.72	48.28
8	16	15	1	16	7,855	8.88	13	88,428	3,846	4,009	48.96	51.04

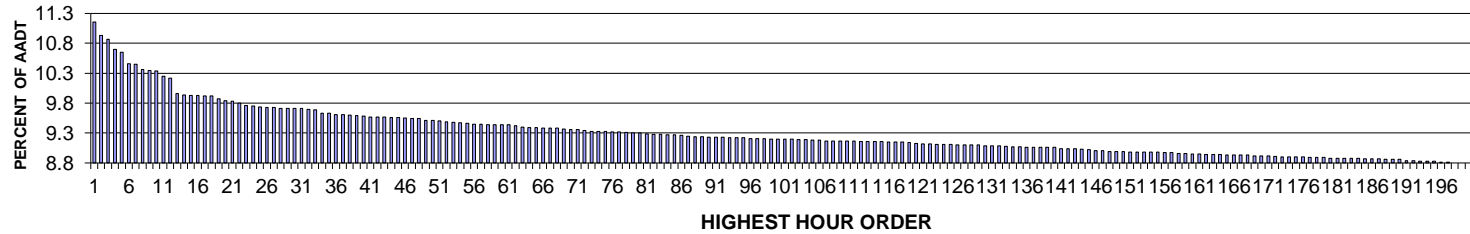
8	9	15	1	17	7,845	8.87	14	88,428	3,710	4,135	47.29	52.71
8	23	15	1	17	7,843	8.87	15	88,428	3,798	4,045	48.43	51.57
8	23	15	1	14	7,821	8.84	16	88,428	3,977	3,844	50.85	49.15
7	12	15	1	17	7,810	8.83	17	88,428	3,964	3,846	50.76	49.24
3	20	15	6	17	7,790	8.81	18	88,428	4,203	3,587	53.95	46.05
7	24	15	6	16	7,788	8.81	19	88,428	3,913	3,875	50.24	49.76
8	9	15	1	16	7,784	8.80	20	88,428	3,865	3,919	49.65	50.35
6	19	15	6	16	7,761	8.78	21	88,428	3,984	3,777	51.33	48.67
2	13	15	6	17	7,760	8.78	22	88,428	3,937	3,823	50.73	49.27
8	14	15	6	16	7,748	8.76	23	88,428	3,915	3,833	50.53	49.47
8	16	15	1	17	7,748	8.76	24	88,428	3,676	4,072	47.44	52.56
7	24	15	6	15	7,740	8.75	25	88,428	3,956	3,784	51.11	48.89
8	7	15	6	17	7,740	8.75	26	88,428	3,970	3,770	51.29	48.71
9	11	15	6	17	7,737	8.75	27	88,428	4,103	3,634	53.03	46.97
5	22	15	6	16	7,734	8.75	28	88,428	3,986	3,748	51.54	48.46
9	4	15	6	17	7,728	8.74	29	88,428	4,165	3,563	53.89	46.11
7	10	15	6	17	7,724	8.73	30	88,428	3,984	3,740	51.58	48.42
7	5	15	1	13	7,719	8.73	31	88,428	3,598	4,121	46.61	53.39
5	8	15	6	16	7,717	8.73	32	88,428	3,784	3,933	49.03	50.97
10	16	15	6	16	7,714	8.72	33	88,428	3,925	3,789	50.88	49.12
7	5	15	1	15	7,705	8.71	34	88,428	3,383	4,322	43.91	56.09
8	16	15	1	14	7,705	8.71	35	88,428	3,813	3,892	49.49	50.51
10	2	15	6	18	7,705	8.71	36	88,428	4,049	3,656	52.55	47.45
8	28	15	6	16	7,695	8.70	37	88,428	3,809	3,886	49.50	50.50
8	7	15	6	16	7,689	8.70	38	88,428	3,939	3,750	51.23	48.77
6	19	15	6	18	7,671	8.67	39	88,428	4,051	3,620	52.81	47.19
10	9	15	6	17	7,669	8.67	40	88,428	4,006	3,663	52.24	47.76
11	25	15	4	16	7,664	8.67	41	88,428	3,821	3,843	49.86	50.14
9	18	15	6	17	7,660	8.66	42	88,428	3,933	3,727	51.34	48.66
6	5	15	6	17	7,651	8.65	43	88,428	4,042	3,609	52.83	47.17
8	14	15	6	18	7,650	8.65	44	88,428	3,993	3,657	52.20	47.80
7	24	15	6	17	7,646	8.65	45	88,428	3,867	3,779	50.58	49.42
11	20	15	6	17	7,646	8.65	46	88,428	3,990	3,656	52.18	47.82
8	9	15	1	18	7,641	8.64	47	88,428	3,607	4,034	47.21	52.79
6	28	15	1	16	7,640	8.64	48	88,428	3,962	3,678	51.86	48.14
6	19	15	6	17	7,632	8.63	49	88,428	3,900	3,732	51.10	48.90
10	2	15	6	16	7,628	8.63	50	88,428	3,885	3,743	50.93	49.07
8	7	15	6	18	7,627	8.63	51	88,428	4,087	3,540	53.59	46.41
9	4	15	6	16	7,627	8.63	52	88,428	3,871	3,756	50.75	49.25
8	16	15	1	15	7,622	8.62	53	88,428	3,807	3,815	49.95	50.05
9	18	15	6	16	7,620	8.62	54	88,428	3,681	3,939	48.31	51.69
11	6	15	6	17	7,620	8.62	55	88,428	3,912	3,708	51.34	48.66
11	29	15	1	14	7,616	8.61	56	88,428	3,642	3,974	47.82	52.18
3	20	15	6	16	7,609	8.60	57	88,428	3,924	3,685	51.57	48.43
3	27	15	6	16	7,609	8.60	58	88,428	3,773	3,836	49.59	50.41
11	25	15	4	17	7,605	8.60	59	88,428	3,863	3,742	50.80	49.20
12	26	15	7	13	7,603	8.60	60	88,428	3,603	4,000	47.39	52.61
8	8	15	7	12	7,597	8.59	61	88,428	3,922	3,675	51.63	48.37
8	30	15	1	16	7,596	8.59	62	88,428	3,599	3,997	47.38	52.62

10	16	15	6	17	7,593	8.59	63	88,428	4,097	3,496	53.96	46.04
7	24	15	6	14	7,586	8.58	64	88,428	3,821	3,765	50.37	49.63
7	12	15	1	15	7,585	8.58	65	88,428	3,810	3,775	50.23	49.77
11	28	15	7	15	7,583	8.58	66	88,428	3,846	3,737	50.72	49.28
8	21	15	6	16	7,579	8.57	67	88,428	3,809	3,770	50.26	49.74
6	21	15	1	16	7,577	8.57	68	88,428	3,644	3,933	48.09	51.91
7	3	15	6	11	7,575	8.57	69	88,428	4,282	3,293	56.53	43.47
6	12	15	6	16	7,568	8.56	70	88,428	3,833	3,735	50.65	49.35
6	12	15	6	17	7,564	8.55	71	88,428	3,945	3,619	52.15	47.85
3	27	15	6	17	7,558	8.55	72	88,428	3,827	3,731	50.64	49.36
8	23	15	1	15	7,558	8.55	73	88,428	3,687	3,871	48.78	51.22
8	9	15	1	13	7,553	8.54	74	88,428	3,666	3,887	48.54	51.46
7	10	15	6	16	7,548	8.54	75	88,428	3,914	3,634	51.85	48.15
9	11	15	6	16	7,544	8.53	76	88,428	3,830	3,714	50.77	49.23
7	24	15	6	18	7,543	8.53	77	88,428	3,871	3,672	51.32	48.68
10	9	15	6	16	7,543	8.53	78	88,428	3,802	3,741	50.40	49.60
7	12	15	1	14	7,538	8.52	79	88,428	3,655	3,883	48.49	51.51
10	23	15	6	16	7,529	8.51	80	88,428	3,739	3,790	49.66	50.34
9	5	15	7	12	7,526	8.51	81	88,428	3,722	3,804	49.46	50.54
8	2	15	1	14	7,525	8.51	82	88,428	3,743	3,782	49.74	50.26
9	25	15	6	16	7,522	8.51	83	88,428	3,866	3,656	51.40	48.60
8	23	15	1	18	7,521	8.51	84	88,428	3,484	4,037	46.32	53.68
8	28	15	6	17	7,520	8.50	85	88,428	3,826	3,694	50.88	49.12
8	9	15	1	14	7,516	8.50	86	88,428	3,679	3,837	48.95	51.05
8	16	15	1	13	7,512	8.50	87	88,428	3,741	3,771	49.80	50.20
8	23	15	1	13	7,509	8.49	88	88,428	3,780	3,729	50.34	49.66
5	8	15	6	17	7,507	8.49	89	88,428	3,954	3,553	52.67	47.33
5	15	15	6	16	7,506	8.49	90	88,428	3,801	3,705	50.64	49.36
10	23	15	6	18	7,494	8.47	91	88,428	3,977	3,517	53.07	46.93
5	15	15	6	17	7,487	8.47	92	88,428	4,053	3,434	54.13	45.87
7	19	15	1	14	7,485	8.46	93	88,428	3,832	3,653	51.20	48.80
5	1	15	6	16	7,479	8.46	94	88,428	3,837	3,642	51.30	48.70
7	17	15	6	15	7,477	8.46	95	88,428	3,883	3,594	51.93	48.07
10	9	15	6	18	7,463	8.44	96	88,428	3,909	3,554	52.38	47.62
5	1	15	6	17	7,460	8.44	97	88,428	4,001	3,459	53.63	46.37
11	25	15	4	15	7,459	8.44	98	88,428	3,783	3,676	50.72	49.28
11	28	15	7	16	7,455	8.43	99	88,428	3,672	3,783	49.26	50.74
8	21	15	6	15	7,453	8.43	100	88,428	3,837	3,616	51.48	48.52
7	3	15	6	12	7,452	8.43	101	88,428	4,218	3,234	56.60	43.40
11	29	15	1	13	7,448	8.42	102	88,428	3,807	3,641	51.11	48.89
6	28	15	1	17	7,442	8.42	103	88,428	3,731	3,711	50.13	49.87
7	12	15	1	16	7,437	8.41	104	88,428	3,744	3,693	50.34	49.66
7	5	15	1	16	7,433	8.41	105	88,428	3,307	4,126	44.49	55.51
8	16	15	1	18	7,433	8.41	106	88,428	3,571	3,862	48.04	51.96
3	13	15	6	17	7,420	8.39	107	88,428	3,773	3,647	50.85	49.15
7	31	15	6	15	7,416	8.39	108	88,428	3,738	3,678	50.40	49.60
12	26	15	7	12	7,415	8.39	109	88,428	3,507	3,908	47.30	52.70
4	17	15	6	16	7,412	8.38	110	88,428	3,731	3,681	50.34	49.66
7	19	15	1	17	7,412	8.38	111	88,428	3,739	3,673	50.45	49.55

8	30	15	1	15	7,411	8.38	112	88,428	3,655	3,756	49.32	50.68
9	11	15	6	18	7,410	8.38	113	88,428	3,987	3,423	53.81	46.19
12	26	15	7	14	7,405	8.37	114	88,428	3,462	3,943	46.75	53.25
4	17	15	6	17	7,403	8.37	115	88,428	3,832	3,571	51.76	48.24
8	28	15	6	18	7,399	8.37	116	88,428	3,818	3,581	51.60	48.40
3	6	15	6	16	7,397	8.36	117	88,428	3,720	3,677	50.29	49.71
8	1	15	7	12	7,397	8.36	118	88,428	3,689	3,708	49.87	50.13
4	3	15	6	17	7,395	8.36	119	88,428	3,783	3,612	51.16	48.84
8	14	15	6	15	7,395	8.36	120	88,428	3,748	3,647	50.68	49.32
7	17	15	6	17	7,386	8.35	121	88,428	3,886	3,500	52.61	47.39
2	27	15	6	17	7,382	8.35	122	88,428	3,865	3,517	52.36	47.64
5	22	15	6	15	7,379	8.34	123	88,428	3,752	3,627	50.85	49.15
11	6	15	6	16	7,375	8.34	124	88,428	3,690	3,685	50.03	49.97
11	28	15	7	17	7,373	8.34	125	88,428	3,698	3,675	50.16	49.84
7	31	15	6	16	7,371	8.34	126	88,428	3,864	3,507	52.42	47.58
8	15	15	7	12	7,371	8.34	127	88,428	3,599	3,772	48.83	51.17
2	14	15	7	13	7,370	8.33	128	88,428	2,814	4,556	38.18	61.82
7	2	15	5	16	7,370	8.33	129	88,428	3,874	3,496	52.56	47.44
12	18	15	6	16	7,370	8.33	130	88,428	3,620	3,750	49.12	50.88
3	29	15	1	16	7,369	8.33	131	88,428	3,502	3,867	47.52	52.48
6	26	15	6	17	7,369	8.33	132	88,428	3,735	3,634	50.69	49.31
7	31	15	6	17	7,366	8.33	133	88,428	3,878	3,488	52.65	47.35
8	2	15	1	16	7,364	8.33	134	88,428	3,643	3,721	49.47	50.53
4	24	15	6	17	7,362	8.33	135	88,428	3,868	3,494	52.54	47.46
7	17	15	6	16	7,362	8.33	136	88,428	3,773	3,589	51.25	48.75
4	3	15	6	16	7,361	8.32	137	88,428	3,646	3,715	49.53	50.47
8	17	15	2	17	7,356	8.32	138	88,428	3,109	4,247	42.26	57.74
6	28	15	1	15	7,352	8.31	139	88,428	3,655	3,697	49.71	50.29
7	12	15	1	18	7,349	8.31	140	88,428	3,691	3,658	50.22	49.78
8	7	15	6	15	7,349	8.31	141	88,428	3,678	3,671	50.05	49.95
7	17	15	6	18	7,346	8.31	142	88,428	3,833	3,513	52.18	47.82
7	9	15	5	18	7,345	8.31	143	88,428	3,284	4,061	44.71	55.29
9	13	15	1	17	7,345	8.31	144	88,428	3,385	3,960	46.09	53.91
2	20	15	6	17	7,337	8.30	145	88,428	3,882	3,455	52.91	47.09
11	20	15	6	16	7,330	8.29	146	88,428	3,713	3,617	50.65	49.35
10	16	15	6	18	7,327	8.29	147	88,428	4,098	3,229	55.93	44.07
12	24	15	5	14	7,326	8.28	148	88,428	3,760	3,566	51.32	48.68
7	5	15	1	17	7,324	8.28	149	88,428	3,116	4,208	42.55	57.45
11	26	15	5	12	7,324	8.28	150	88,428	3,782	3,542	51.64	48.36
9	25	15	6	18	7,316	8.27	151	88,428	4,092	3,224	55.93	44.07
4	24	15	6	16	7,315	8.27	152	88,428	3,808	3,507	52.06	47.94
5	22	15	6	18	7,314	8.27	153	88,428	3,889	3,425	53.17	46.83
3	13	15	6	16	7,313	8.27	154	88,428	3,698	3,615	50.57	49.43
11	29	15	1	15	7,313	8.27	155	88,428	3,690	3,623	50.46	49.54
6	19	15	6	15	7,310	8.27	156	88,428	3,647	3,663	49.89	50.11
7	17	15	6	13	7,304	8.26	157	88,428	3,770	3,534	51.62	48.38
8	2	15	1	15	7,303	8.26	158	88,428	3,498	3,805	47.90	52.10
1	16	15	6	16	7,301	8.26	159	88,428	3,615	3,686	49.51	50.49
6	21	15	1	14	7,301	8.26	160	88,428	3,739	3,562	51.21	48.79

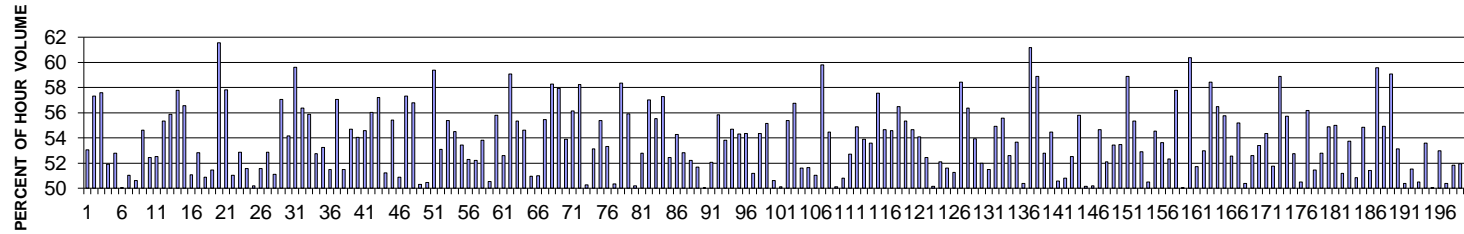
2	13	15	6	16	7,299	8.25	161	88,428	3,747	3,552	51.34	48.66
10	23	15	6	17	7,298	8.25	162	88,428	3,777	3,521	51.75	48.25
12	24	15	5	13	7,293	8.25	163	88,428	3,621	3,672	49.65	50.35
6	21	15	1	15	7,289	8.24	164	88,428	3,636	3,653	49.88	50.12
7	12	15	1	13	7,288	8.24	165	88,428	3,624	3,664	49.73	50.27
9	5	15	7	11	7,286	8.24	166	88,428	3,718	3,568	51.03	48.97
7	10	15	6	14	7,278	8.23	167	88,428	3,722	3,556	51.14	48.86
9	18	15	6	18	7,278	8.23	168	88,428	3,788	3,490	52.05	47.95
12	18	15	6	17	7,278	8.23	169	88,428	3,567	3,711	49.01	50.99
7	31	15	6	18	7,274	8.23	170	88,428	3,928	3,346	54.00	46.00
2	14	15	7	12	7,273	8.22	171	88,428	2,974	4,299	40.89	59.11
7	10	15	6	18	7,270	8.22	172	88,428	3,899	3,371	53.63	46.37
6	21	15	1	17	7,269	8.22	173	88,428	3,530	3,739	48.56	51.44
7	3	15	6	13	7,267	8.22	174	88,428	4,025	3,242	55.39	44.61
2	20	15	6	16	7,265	8.22	175	88,428	3,693	3,572	50.83	49.17
7	10	15	6	15	7,265	8.22	176	88,428	3,794	3,471	52.22	47.78
8	24	15	2	17	7,262	8.21	177	88,428	3,557	3,705	48.98	51.02
7	19	15	1	16	7,260	8.21	178	88,428	3,708	3,552	51.07	48.93
8	8	15	7	13	7,256	8.21	179	88,428	3,701	3,555	51.01	48.99
11	13	15	6	18	7,253	8.20	180	88,428	3,671	3,582	50.61	49.39
12	4	15	6	16	7,253	8.20	181	88,428	3,573	3,680	49.26	50.74
11	6	15	6	18	7,251	8.20	182	88,428	3,826	3,425	52.77	47.23
8	27	15	5	17	7,249	8.20	183	88,428	3,725	3,524	51.39	48.61
4	10	15	6	17	7,243	8.19	184	88,428	3,790	3,453	52.33	47.67
6	12	15	6	15	7,242	8.19	185	88,428	3,737	3,505	51.60	48.40
7	17	15	6	14	7,242	8.19	186	88,428	3,766	3,476	52.00	48.00
8	7	15	6	13	7,242	8.19	187	88,428	3,785	3,457	52.26	47.74
8	13	15	5	17	7,239	8.19	188	88,428	3,769	3,470	52.07	47.93
9	4	15	6	15	7,236	8.18	189	88,428	3,764	3,472	52.02	47.98
3	6	15	6	17	7,233	8.18	190	88,428	3,783	3,450	52.30	47.70
8	7	15	6	14	7,228	8.17	191	88,428	3,762	3,466	52.05	47.95
6	21	15	1	13	7,222	8.17	192	88,428	3,720	3,502	51.51	48.49
12	26	15	7	18	7,222	8.17	193	88,428	2,698	4,524	37.36	62.64
8	22	15	7	12	7,219	8.16	194	88,428	3,618	3,601	50.12	49.88
1	16	15	6	17	7,214	8.16	195	88,428	3,764	3,450	52.18	47.82
3	29	15	1	15	7,213	8.16	196	88,428	3,605	3,608	49.98	50.02
5	1	15	6	18	7,199	8.14	197	88,428	3,896	3,303	54.12	45.88
11	26	15	5	11	7,199	8.14	198	88,428	3,906	3,293	54.26	45.74
6	5	15	6	16	7,198	8.14	199	88,428	3,524	3,674	48.96	51.04
5	15	15	6	18	7,196	8.14	200	88,428	3,861	3,335	53.65	46.35

**SR 005 MP 217.17 CONWAY ADC SITE R110
K FOR PEAK 200 HOURS OF 2015**



AADT= 61631 K 30 FACTOR= 9.71 K 100 FACTOR= 9.20 K 200 FACTOR= 8.80 D 30 FACTOR= 54.14

**SR 005 MP 217.17 CONWAY ADC SITE R110
D % IN THE PEAK 200 HOURS OF 2015**



MO	DY	YR	DAY OF WK	HR	HR VOL	PERCENT OF AADT	HOUR NUMBER	AADT	NORTH VOLUME	SOUTH VOLUME	PERCENT NORTH IS OF TOTAL VOLUME	PERCENT SOUTH IS OF TOTAL VOLUME
4	5	15	1	17	6,875	11.16	1	61,631	3,228	3,647	46.95	53.05
4	5	15	1	19	6,735	10.93	2	61,631	2,875	3,860	42.69	57.31
4	5	15	1	18	6,700	10.87	3	61,631	2,842	3,858	42.42	57.58
4	4	15	7	16	6,596	10.70	4	61,631	3,173	3,423	48.10	51.90
4	5	15	1	16	6,562	10.65	5	61,631	3,097	3,465	47.20	52.80
4	5	15	1	15	6,445	10.46	6	61,631	3,221	3,224	49.98	50.02
4	5	15	1	14	6,442	10.45	7	61,631	3,287	3,155	51.02	48.98
4	4	15	7	15	6,383	10.36	8	61,631	3,230	3,153	50.60	49.40
4	5	15	1	13	6,379	10.35	9	61,631	3,485	2,894	54.63	45.37
4	4	15	7	17	6,375	10.34	10	61,631	3,033	3,342	47.58	52.42
7	25	15	7	12	6,318	10.25	11	61,631	3,000	3,318	47.48	52.52
3	29	15	1	16	6,299	10.22	12	61,631	2,813	3,486	44.66	55.34
4	19	15	1	16	6,136	9.96	13	61,631	2,707	3,429	44.12	55.88

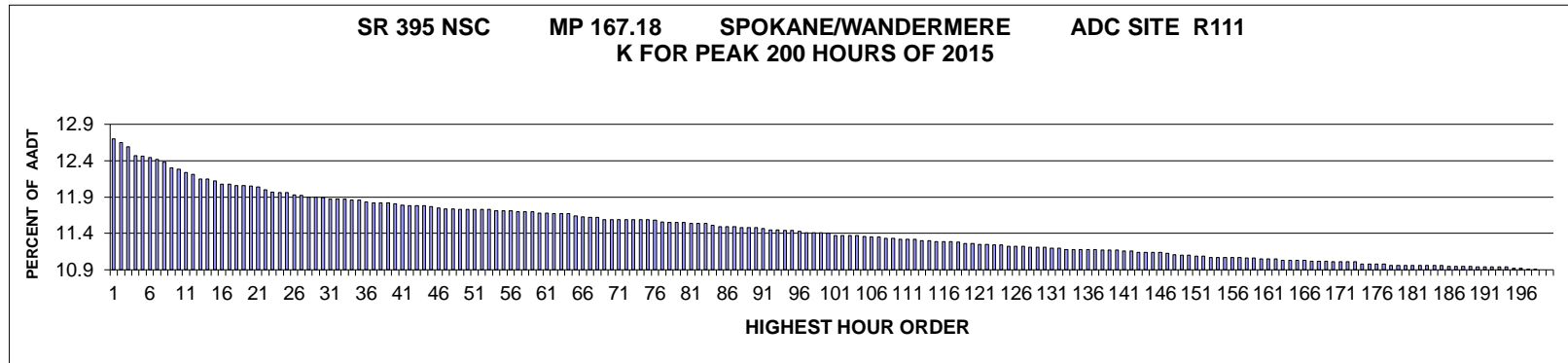
MO	DY	YR	DAY OF WK	HR	HR VOL	PERCENT OF AADT	HOUR NUMBER	AADT	NORTH VOLUME	SOUTH VOLUME	PERCENT NORTH IS OF TOTAL VOLUME	PERCENT SOUTH IS OF TOTAL VOLUME
8	16	15	1	17	6,126	9.94	14	61,631	2,586	3,540	42.21	57.79
3	29	15	1	17	6,123	9.93	15	61,631	2,659	3,464	43.43	56.57
4	18	15	7	16	6,119	9.93	16	61,631	2,994	3,125	48.93	51.07
4	4	15	7	14	6,116	9.92	17	61,631	3,231	2,885	52.83	47.17
11	26	15	5	13	6,114	9.92	18	61,631	3,111	3,003	50.88	49.12
4	18	15	7	15	6,081	9.87	19	61,631	3,128	2,953	51.44	48.56
4	19	15	1	17	6,067	9.84	20	61,631	2,333	3,734	38.45	61.55
4	4	15	7	12	6,056	9.83	21	61,631	3,502	2,554	57.83	42.17
7	24	15	6	18	6,040	9.80	22	61,631	2,957	3,083	48.96	51.04
4	18	15	7	14	6,016	9.76	23	61,631	3,180	2,836	52.86	47.14
3	29	15	1	15	6,007	9.75	24	61,631	2,909	3,098	48.43	51.57
8	1	15	7	16	6,000	9.74	25	61,631	2,988	3,012	49.80	50.20
7	24	15	6	17	5,999	9.73	26	61,631	2,905	3,094	48.42	51.58
8	9	15	1	16	5,998	9.73	27	61,631	2,828	3,170	47.15	52.85
3	28	15	7	16	5,987	9.71	28	61,631	2,928	3,059	48.91	51.09
4	4	15	7	13	5,987	9.71	29	61,631	3,415	2,572	57.04	42.96
7	25	15	7	11	5,986	9.71	30	61,631	2,745	3,241	45.86	54.14
8	16	15	1	18	5,986	9.71	31	61,631	2,418	3,568	40.39	59.61
3	28	15	7	17	5,976	9.70	32	61,631	2,607	3,369	43.62	56.38
4	5	15	1	12	5,972	9.69	33	61,631	3,338	2,634	55.89	44.11
8	1	15	7	12	5,935	9.63	34	61,631	3,130	2,805	52.74	47.26
8	1	15	7	17	5,932	9.63	35	61,631	2,773	3,159	46.75	53.25
4	12	15	1	15	5,925	9.61	36	61,631	2,874	3,051	48.51	51.49
4	18	15	7	17	5,923	9.61	37	61,631	2,544	3,379	42.95	57.05
11	26	15	5	12	5,916	9.60	38	61,631	3,046	2,870	51.49	48.51
8	23	15	1	17	5,912	9.59	39	61,631	2,679	3,233	45.31	54.69
8	8	15	7	17	5,904	9.58	40	61,631	2,714	3,190	45.97	54.03
8	15	15	7	13	5,901	9.57	41	61,631	3,220	2,681	54.57	45.43
8	23	15	1	14	5,901	9.57	42	61,631	2,596	3,305	43.99	56.01
7	5	15	1	14	5,898	9.57	43	61,631	2,525	3,373	42.81	57.19
8	1	15	7	15	5,892	9.56	44	61,631	3,018	2,874	51.22	48.78
9	5	15	7	12	5,892	9.56	45	61,631	3,266	2,626	55.43	44.57
4	10	15	6	17	5,883	9.55	46	61,631	2,890	2,993	49.12	50.88
8	16	15	1	14	5,881	9.54	47	61,631	2,510	3,371	42.68	57.32
8	9	15	1	17	5,878	9.54	48	61,631	2,540	3,338	43.21	56.79
8	7	15	6	18	5,864	9.51	49	61,631	2,949	2,915	50.29	49.71
7	26	15	1	13	5,861	9.51	50	61,631	2,905	2,956	49.56	50.44
4	12	15	1	17	5,854	9.50	51	61,631	2,378	3,476	40.62	59.38
4	19	15	1	15	5,851	9.49	52	61,631	2,746	3,105	46.93	53.07
8	23	15	1	18	5,842	9.48	53	61,631	2,606	3,236	44.61	55.39
4	12	15	1	16	5,836	9.47	54	61,631	2,655	3,181	45.49	54.51
4	5	15	1	20	5,833	9.46	55	61,631	2,716	3,117	46.56	53.44
7	26	15	1	14	5,822	9.45	56	61,631	2,779	3,043	47.73	52.27
8	1	15	7	13	5,822	9.45	57	61,631	3,040	2,782	52.22	47.78
8	16	15	1	16	5,821	9.44	58	61,631	2,688	3,133	46.18	53.82

MO	DY	YR	DAY OF WK	HR	HR VOL	PERCENT OF AADT	HOUR NUMBER	AADT	NORTH VOLUME	SOUTH VOLUME	PERCENT NORTH IS OF TOTAL VOLUME	PERCENT SOUTH IS OF TOTAL VOLUME
7	24	15	6	16	5,820	9.44	59	61,631	2,941	2,879	50.53	49.47
8	1	15	7	11	5,816	9.44	60	61,631	3,244	2,572	55.78	44.22
8	8	15	7	12	5,816	9.44	61	61,631	3,058	2,758	52.58	47.42
7	5	15	1	13	5,806	9.42	62	61,631	2,376	3,430	40.92	59.08
8	23	15	1	15	5,793	9.40	63	61,631	2,588	3,205	44.67	55.33
7	19	15	1	16	5,789	9.39	64	61,631	2,628	3,161	45.40	54.60
8	7	15	6	16	5,788	9.39	65	61,631	2,949	2,839	50.95	49.05
3	28	15	7	15	5,779	9.38	66	61,631	2,946	2,833	50.98	49.02
8	16	15	1	12	5,778	9.38	67	61,631	2,574	3,204	44.55	55.45
8	16	15	1	15	5,778	9.38	68	61,631	2,410	3,368	41.71	58.29
4	18	15	7	12	5,772	9.37	69	61,631	3,345	2,427	57.95	42.05
8	23	15	1	16	5,769	9.36	70	61,631	2,660	3,109	46.11	53.89
7	19	15	1	15	5,768	9.36	71	61,631	2,529	3,239	43.85	56.15
7	5	15	1	15	5,756	9.34	72	61,631	2,404	3,352	41.77	58.23
4	19	15	1	14	5,752	9.33	73	61,631	2,892	2,860	50.28	49.72
7	31	15	6	18	5,751	9.33	74	61,631	3,056	2,695	53.14	46.86
3	28	15	7	12	5,750	9.33	75	61,631	3,184	2,566	55.37	44.63
8	15	15	7	15	5,747	9.32	76	61,631	3,065	2,682	53.33	46.67
8	14	15	6	16	5,744	9.32	77	61,631	2,852	2,892	49.65	50.35
8	2	15	1	17	5,735	9.31	78	61,631	2,388	3,347	41.64	58.36
7	19	15	1	14	5,732	9.30	79	61,631	2,528	3,204	44.10	55.90
7	26	15	1	16	5,730	9.30	80	61,631	2,854	2,876	49.81	50.19
8	1	15	7	14	5,723	9.29	81	61,631	3,021	2,702	52.79	47.21
4	18	15	7	13	5,717	9.28	82	61,631	3,259	2,458	57.01	42.99
7	12	15	1	17	5,717	9.28	83	61,631	2,542	3,175	44.46	55.54
9	5	15	7	13	5,712	9.27	84	61,631	3,272	2,440	57.28	42.72
8	9	15	1	12	5,711	9.27	85	61,631	2,716	2,995	47.56	52.44
4	11	15	7	16	5,710	9.26	86	61,631	2,611	3,099	45.73	54.27
8	16	15	1	13	5,698	9.25	87	61,631	2,688	3,010	47.17	52.83
7	31	15	6	17	5,695	9.24	88	61,631	2,974	2,721	52.22	47.78
8	15	15	7	16	5,693	9.24	89	61,631	2,941	2,752	51.66	48.34
8	21	15	6	17	5,690	9.23	90	61,631	2,847	2,843	50.04	49.96
4	12	15	1	14	5,688	9.23	91	61,631	2,962	2,726	52.07	47.93
3	28	15	7	13	5,687	9.23	92	61,631	3,175	2,512	55.83	44.17
8	22	15	7	11	5,684	9.22	93	61,631	3,058	2,626	53.80	46.20
9	27	15	1	18	5,684	9.22	94	61,631	2,575	3,109	45.30	54.70
8	9	15	1	15	5,682	9.22	95	61,631	2,596	3,086	45.69	54.31
3	28	15	7	14	5,679	9.21	96	61,631	3,087	2,592	54.36	45.64
4	10	15	6	16	5,679	9.21	97	61,631	2,772	2,907	48.81	51.19
7	19	15	1	17	5,675	9.21	98	61,631	2,591	3,084	45.66	54.34
8	9	15	1	18	5,672	9.20	99	61,631	2,545	3,127	44.87	55.13
8	8	15	7	14	5,671	9.20	100	61,631	2,870	2,801	50.61	49.39
3	29	15	1	14	5,670	9.20	101	61,631	2,841	2,829	50.11	49.89
8	23	15	1	13	5,667	9.20	102	61,631	2,529	3,138	44.63	55.37
8	2	15	1	16	5,666	9.19	103	61,631	2,450	3,216	43.24	56.76

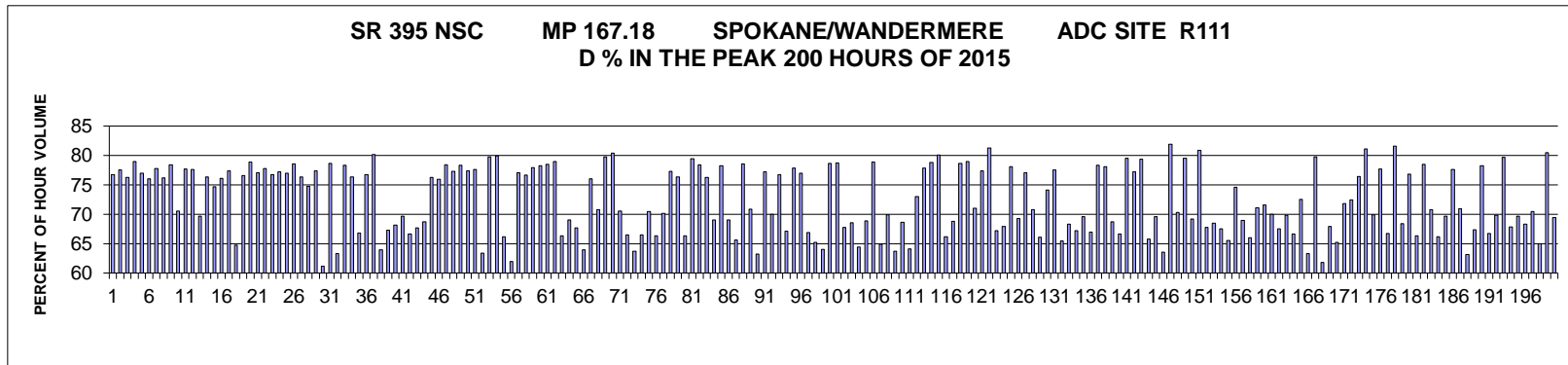
MO	DY	YR	DAY OF WK	HR	HR VOL	PERCENT OF AADT	HOUR NUMBER	AADT	NORTH VOLUME	SOUTH VOLUME	PERCENT NORTH IS OF TOTAL VOLUME	PERCENT SOUTH IS OF TOTAL VOLUME
8	8	15	7	11	5,661	9.19	104	61,631	2,921	2,740	51.60	48.40
8	22	15	7	14	5,660	9.18	105	61,631	2,922	2,738	51.63	48.37
8	15	15	7	17	5,657	9.18	106	61,631	2,771	2,886	48.98	51.02
4	4	15	7	18	5,653	9.17	107	61,631	2,273	3,380	40.21	59.79
8	2	15	1	14	5,652	9.17	108	61,631	2,574	3,078	45.54	54.46
4	17	15	6	17	5,651	9.17	109	61,631	2,833	2,818	50.13	49.87
5	15	15	6	17	5,650	9.17	110	61,631	2,871	2,779	50.81	49.19
8	15	15	7	14	5,649	9.17	111	61,631	2,978	2,671	52.72	47.28
9	5	15	7	16	5,647	9.16	112	61,631	3,099	2,548	54.88	45.12
9	13	15	1	15	5,647	9.16	113	61,631	2,604	3,043	46.11	53.89
5	10	15	1	18	5,644	9.16	114	61,631	2,619	3,025	46.40	53.60
8	2	15	1	15	5,644	9.16	115	61,631	2,396	3,248	42.45	57.55
6	12	15	6	14	5,642	9.15	116	61,631	3,084	2,558	54.66	45.34
6	27	15	7	12	5,641	9.15	117	61,631	3,079	2,562	54.58	45.42
6	28	15	1	16	5,638	9.15	118	61,631	2,453	3,185	43.51	56.49
7	26	15	1	17	5,630	9.14	119	61,631	2,514	3,116	44.65	55.35
6	14	15	1	17	5,624	9.13	120	61,631	2,550	3,074	45.34	54.66
8	22	15	7	12	5,620	9.12	121	61,631	3,039	2,581	54.07	45.93
8	15	15	7	12	5,619	9.12	122	61,631	2,946	2,673	52.43	47.57
8	22	15	7	17	5,616	9.11	123	61,631	2,800	2,816	49.86	50.14
8	9	15	1	14	5,615	9.11	124	61,631	2,690	2,925	47.91	52.09
7	25	15	7	13	5,614	9.11	125	61,631	2,897	2,717	51.60	48.40
7	31	15	6	16	5,611	9.10	126	61,631	2,877	2,734	51.27	48.73
8	2	15	1	18	5,611	9.10	127	61,631	2,332	3,279	41.56	58.44
4	11	15	7	13	5,608	9.10	128	61,631	3,162	2,446	56.38	43.62
7	26	15	1	15	5,608	9.10	129	61,631	2,584	3,024	46.08	53.92
8	8	15	7	15	5,603	9.09	130	61,631	2,912	2,691	51.97	48.03
8	9	15	1	13	5,603	9.09	131	61,631	2,719	2,884	48.53	51.47
3	29	15	1	13	5,601	9.09	132	61,631	3,075	2,526	54.90	45.10
7	5	15	1	12	5,596	9.08	133	61,631	2,487	3,109	44.44	55.56
7	24	15	6	15	5,588	9.07	134	61,631	2,648	2,940	47.39	52.61
8	2	15	1	13	5,587	9.07	135	61,631	2,589	2,998	46.34	53.66
8	14	15	6	17	5,585	9.06	136	61,631	2,814	2,771	50.38	49.62
4	19	15	1	18	5,584	9.06	137	61,631	2,168	3,416	38.83	61.17
4	11	15	7	12	5,582	9.06	138	61,631	3,286	2,296	58.87	41.13
7	17	15	6	17	5,581	9.06	139	61,631	2,946	2,635	52.79	47.21
9	20	15	1	16	5,581	9.06	140	61,631	2,541	3,040	45.53	54.47
8	22	15	7	15	5,573	9.04	141	61,631	2,818	2,755	50.57	49.43
8	22	15	7	16	5,570	9.04	142	61,631	2,830	2,740	50.81	49.19
7	12	15	1	18	5,569	9.04	143	61,631	2,645	2,924	47.50	52.50
9	4	15	6	17	5,565	9.03	144	61,631	3,106	2,459	55.81	44.19
8	14	15	6	15	5,562	9.02	145	61,631	2,772	2,790	49.84	50.16
5	10	15	1	16	5,553	9.01	146	61,631	2,787	2,766	50.19	49.81
9	5	15	7	14	5,550	9.01	147	61,631	3,033	2,517	54.65	45.35
3	27	15	6	16	5,543	8.99	148	61,631	2,887	2,656	52.08	47.92

MO	DY	YR	DAY OF WK	HR	HR VOL	PERCENT OF AADT	HOUR NUMBER	AADT	NORTH VOLUME	SOUTH VOLUME	PERCENT NORTH IS OF TOTAL VOLUME	PERCENT SOUTH IS OF TOTAL VOLUME
8	7	15	6	17	5,541	8.99	149	61,631	2,961	2,580	53.44	46.56
4	11	15	7	14	5,540	8.99	150	61,631	2,961	2,579	53.45	46.55
7	3	15	6	15	5,537	8.98	151	61,631	3,260	2,277	58.88	41.12
5	22	15	6	17	5,536	8.98	152	61,631	3,063	2,473	55.33	44.67
7	19	15	1	13	5,535	8.98	153	61,631	2,607	2,928	47.10	52.90
3	27	15	6	17	5,532	8.98	154	61,631	2,793	2,739	50.49	49.51
8	22	15	7	13	5,532	8.98	155	61,631	3,016	2,516	54.52	45.48
4	12	15	1	13	5,528	8.97	156	61,631	2,965	2,563	53.64	46.36
7	26	15	1	12	5,527	8.97	157	61,631	2,634	2,893	47.66	52.34
4	4	15	7	11	5,524	8.96	158	61,631	3,191	2,333	57.77	42.23
4	10	15	6	15	5,524	8.96	159	61,631	2,759	2,765	49.95	50.05
4	19	15	1	19	5,518	8.95	160	61,631	2,187	3,331	39.63	60.37
7	31	15	6	15	5,516	8.95	161	61,631	2,853	2,663	51.72	48.28
4	3	15	6	15	5,511	8.94	162	61,631	2,591	2,920	47.02	52.98
7	5	15	1	16	5,511	8.94	163	61,631	2,291	3,220	41.57	58.43
3	29	15	1	18	5,507	8.94	164	61,631	2,396	3,111	43.51	56.49
4	26	15	1	17	5,506	8.93	165	61,631	2,436	3,070	44.24	55.76
5	10	15	1	17	5,505	8.93	166	61,631	2,611	2,894	47.43	52.57
6	27	15	7	11	5,504	8.93	167	61,631	3,038	2,466	55.20	44.80
4	11	15	7	15	5,501	8.93	168	61,631	2,771	2,730	50.37	49.63
8	21	15	6	16	5,497	8.92	169	61,631	2,891	2,606	52.59	47.41
9	5	15	7	11	5,497	8.92	170	61,631	2,935	2,562	53.39	46.61
7	24	15	6	14	5,495	8.92	171	61,631	2,508	2,987	45.64	54.36
4	3	15	6	17	5,489	8.91	172	61,631	2,648	2,841	48.24	51.76
4	12	15	1	18	5,486	8.90	173	61,631	2,255	3,231	41.10	58.90
6	28	15	1	13	5,486	8.90	174	61,631	2,430	3,056	44.29	55.71
8	28	15	6	17	5,486	8.90	175	61,631	2,894	2,592	52.75	47.25
7	25	15	7	15	5,485	8.90	176	61,631	2,769	2,716	50.48	49.52
6	28	15	1	17	5,480	8.89	177	61,631	2,402	3,078	43.83	56.17
6	21	15	1	14	5,477	8.89	178	61,631	2,659	2,818	48.55	51.45
7	12	15	1	15	5,476	8.89	179	61,631	2,586	2,890	47.22	52.78
5	16	15	7	15	5,475	8.88	180	61,631	2,471	3,004	45.13	54.87
9	20	15	1	15	5,475	8.88	181	61,631	2,464	3,011	45.00	55.00
7	17	15	6	15	5,474	8.88	182	61,631	2,802	2,672	51.19	48.81
4	9	15	5	16	5,473	8.88	183	61,631	2,533	2,940	46.28	53.72
6	12	15	6	16	5,471	8.88	184	61,631	2,782	2,689	50.85	49.15
5	16	15	7	16	5,469	8.87	185	61,631	2,470	2,999	45.16	54.84
9	19	15	7	13	5,467	8.87	186	61,631	2,810	2,657	51.40	48.60
4	18	15	7	18	5,465	8.87	187	61,631	2,209	3,256	40.42	59.58
9	5	15	7	17	5,463	8.86	188	61,631	3,001	2,462	54.93	45.07
9	7	15	2	15	5,461	8.86	189	61,631	2,236	3,225	40.94	59.06
6	12	15	6	17	5,458	8.86	190	61,631	2,899	2,559	53.11	46.89
6	21	15	1	13	5,450	8.84	191	61,631	2,704	2,746	49.61	50.39
8	7	15	6	15	5,446	8.84	192	61,631	2,805	2,641	51.51	48.49
5	17	15	1	17	5,444	8.83	193	61,631	2,695	2,749	49.50	50.50

MO	DY	YR	DAY OF WK	HR	HR VOL	PERCENT OF AADT	HOUR NUMBER	AADT	NORTH VOLUME	SOUTH VOLUME	PERCENT NORTH IS OF TOTAL VOLUME	PERCENT SOUTH IS OF TOTAL VOLUME
7	10	15	6	18	5,439	8.83	194	61,631	2,914	2,525	53.58	46.42
7	25	15	7	17	5,439	8.83	195	61,631	2,718	2,721	49.97	50.03
9	12	15	7	17	5,431	8.81	196	61,631	2,553	2,878	47.01	52.99
4	10	15	6	18	5,429	8.81	197	61,631	2,695	2,734	49.64	50.36
4	17	15	6	16	5,426	8.80	198	61,631	2,613	2,813	48.16	51.84
8	21	15	6	15	5,424	8.80	199	61,631	2,818	2,606	51.95	48.05
7	12	15	1	16	5,421	8.80	200	61,631	2,501	2,920	46.14	53.86



AADT= 7367 K 30 FACTOR= 11.92 K 100 FACTOR= 11.43 K 200 FACTOR= 10.93 D 30 FACTOR= 61.16



MO	DY	YR	DAY OF WK	HR	HR VOL	PERCENT OF AADT	HOUR NUMBER	AADT	NORTH VOLUME	SOUTH VOLUME	PERCENT NORTH IS OF TOTAL VOLUME	PERCENT SOUTH IS OF TOTAL VOLUME
5	26	15	3	8	938	12.73	1	7,367	218	720	23.24	76.76
9	29	15	3	8	934	12.68	2	7,367	210	724	22.48	77.52
10	21	15	4	8	930	12.62	3	7,367	221	709	23.76	76.24
10	20	15	3	8	921	12.50	4	7,367	194	727	21.06	78.94
10	5	15	2	8	920	12.49	5	7,367	212	708	23.04	76.96
10	19	15	2	8	919	12.47	6	7,367	220	699	23.94	76.06
10	13	15	3	8	917	12.45	7	7,367	204	713	22.25	77.75
10	27	15	3	8	914	12.41	8	7,367	218	696	23.85	76.15
9	28	15	2	8	908	12.33	9	7,367	196	712	21.59	78.41
9	9	15	4	18	907	12.31	10	7,367	640	267	70.56	29.44
9	30	15	4	8	904	12.27	11	7,367	202	702	22.35	77.65
10	12	15	2	8	902	12.24	12	7,367	202	700	22.39	77.61
10	15	15	5	18	897	12.18	13	7,367	625	272	69.68	30.32

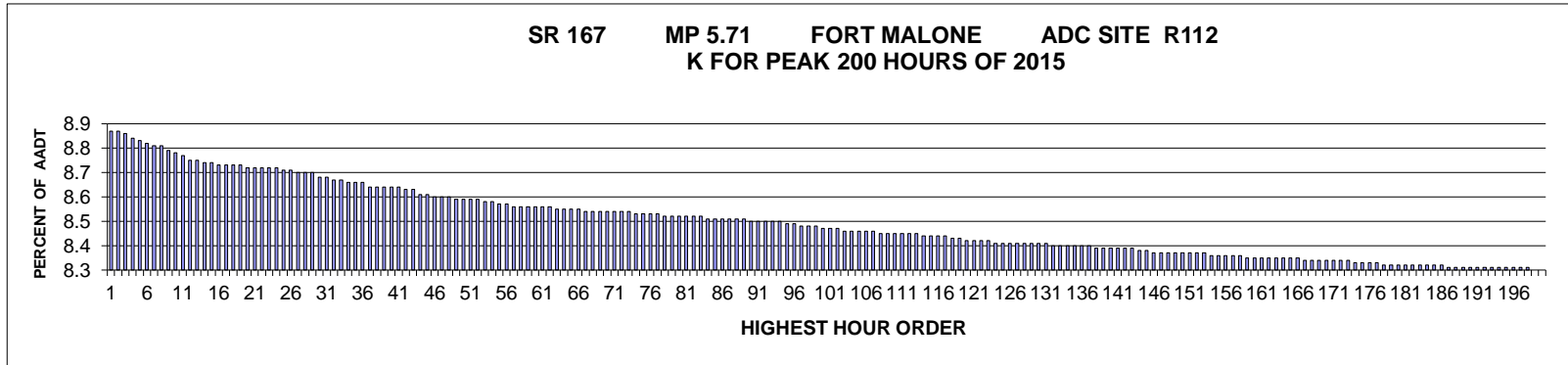
MO	DY	YR	DAY OF WK	HR	HR VOL	PERCENT OF AADT	HOUR NUMBER	AADT	NORTH VOLUME	SOUTH VOLUME	PERCENT NORTH IS OF TOTAL VOLUME	PERCENT SOUTH IS OF TOTAL VOLUME
11	9	15	2	8	897	12.18	14	7,367	212	685	23.63	76.37
11	12	15	5	8	895	12.15	15	7,367	227	668	25.36	74.64
5	12	15	3	8	892	12.11	16	7,367	213	679	23.88	76.12
6	2	15	3	8	892	12.11	17	7,367	202	690	22.65	77.35
9	11	15	6	18	891	12.09	18	7,367	577	314	64.76	35.24
10	29	15	5	8	891	12.09	19	7,367	209	682	23.46	76.54
10	8	15	5	8	890	12.08	20	7,367	188	702	21.12	78.88
10	1	15	5	8	889	12.07	21	7,367	204	685	22.95	77.05
4	20	15	2	8	886	12.03	22	7,367	197	689	22.23	77.77
10	7	15	4	8	884	12.00	23	7,367	206	678	23.30	76.70
5	28	15	5	8	883	11.99	24	7,367	201	682	22.76	77.24
10	6	15	3	8	883	11.99	25	7,367	203	680	22.99	77.01
10	26	15	2	8	881	11.96	26	7,367	189	692	21.45	78.55
11	3	15	3	8	880	11.95	27	7,367	208	672	23.64	76.36
11	10	15	3	8	879	11.93	28	7,367	222	657	25.26	74.74
12	1	15	3	8	879	11.93	29	7,367	199	680	22.64	77.36
5	29	15	6	17	878	11.92	30	7,367	537	341	61.16	38.84
4	22	15	4	8	877	11.90	31	7,367	187	690	21.32	78.68
6	5	15	6	17	877	11.90	32	7,367	555	322	63.28	36.72
11	2	15	2	8	877	11.90	33	7,367	190	687	21.66	78.34
6	8	15	2	8	876	11.89	34	7,367	207	669	23.63	76.37
9	15	15	3	18	876	11.89	35	7,367	585	291	66.78	33.22
5	11	15	2	8	874	11.86	36	7,367	203	671	23.23	76.77
4	27	15	2	8	873	11.85	37	7,367	173	700	19.82	80.18
10	22	15	5	17	873	11.85	38	7,367	558	315	63.92	36.08
11	10	15	3	17	873	11.85	39	7,367	587	286	67.24	32.76
10	27	15	3	18	872	11.84	40	7,367	594	278	68.12	31.88
9	28	15	2	18	871	11.82	41	7,367	607	264	69.69	30.31
5	28	15	5	18	870	11.81	42	7,367	580	290	66.67	33.33
10	1	15	5	17	870	11.81	43	7,367	589	281	67.70	32.30
10	29	15	5	17	870	11.81	44	7,367	598	272	68.74	31.26
5	20	15	4	8	869	11.80	45	7,367	206	663	23.71	76.29
5	27	15	4	8	868	11.78	46	7,367	209	659	24.08	75.92
11	4	15	4	8	867	11.77	47	7,367	187	680	21.57	78.43
11	5	15	5	8	867	11.77	48	7,367	197	670	22.72	77.28
5	4	15	2	8	866	11.76	49	7,367	188	678	21.71	78.29
6	10	15	4	8	866	11.76	50	7,367	196	670	22.63	77.37
10	15	15	5	8	866	11.76	51	7,367	194	672	22.40	77.60
10	20	15	3	17	866	11.76	52	7,367	549	317	63.39	36.61
12	8	15	3	8	866	11.76	53	7,367	175	691	20.21	79.79
4	29	15	4	8	865	11.74	54	7,367	174	691	20.12	79.88
9	17	15	5	18	865	11.74	55	7,367	572	293	66.13	33.87
10	23	15	6	17	865	11.74	56	7,367	536	329	61.97	38.03
6	3	15	4	8	864	11.73	57	7,367	198	666	22.92	77.08
10	22	15	5	8	864	11.73	58	7,367	202	662	23.38	76.62

MO	DY	YR	DAY OF WK	HR	HR VOL	PERCENT OF AADT	HOUR NUMBER	AADT	NORTH VOLUME	SOUTH VOLUME	PERCENT NORTH IS OF TOTAL VOLUME	PERCENT SOUTH IS OF TOTAL VOLUME
10	28	15	4	8	864	11.73	59	7,367	191	673	22.11	77.89
5	13	15	4	8	863	11.71	60	7,367	188	675	21.78	78.22
11	16	15	2	8	863	11.71	61	7,367	186	677	21.55	78.45
4	13	15	2	8	862	11.70	62	7,367	181	681	21.00	79.00
4	21	15	3	17	862	11.70	63	7,367	572	290	66.36	33.64
10	13	15	3	18	862	11.70	64	7,367	595	267	69.03	30.97
10	20	15	3	18	860	11.67	65	7,367	582	278	67.67	32.33
9	11	15	6	17	859	11.66	66	7,367	549	310	63.91	36.09
10	14	15	4	8	858	11.65	67	7,367	206	652	24.01	75.99
10	22	15	5	18	858	11.65	68	7,367	607	251	70.75	29.25
3	16	15	2	8	856	11.62	69	7,367	173	683	20.21	79.79
4	14	15	3	8	856	11.62	70	7,367	168	688	19.63	80.37
8	11	15	3	18	856	11.62	71	7,367	604	252	70.56	29.44
9	10	15	5	17	856	11.62	72	7,367	569	287	66.47	33.53
10	2	15	6	17	856	11.62	73	7,367	545	311	63.67	36.33
10	8	15	5	18	856	11.62	74	7,367	569	287	66.47	33.53
10	14	15	4	18	856	11.62	75	7,367	603	253	70.44	29.56
9	30	15	4	17	855	11.61	76	7,367	567	288	66.32	33.68
10	29	15	5	18	854	11.59	77	7,367	599	255	70.14	29.86
5	19	15	3	8	853	11.58	78	7,367	194	659	22.74	77.26
9	17	15	5	8	853	11.58	79	7,367	202	651	23.68	76.32
10	1	15	5	18	853	11.58	80	7,367	566	287	66.35	33.65
3	23	15	2	8	852	11.57	81	7,367	175	677	20.54	79.46
5	18	15	2	8	852	11.57	82	7,367	184	668	21.60	78.40
9	14	15	2	8	852	11.57	83	7,367	202	650	23.71	76.29
9	16	15	4	18	850	11.54	84	7,367	587	263	69.06	30.94
5	5	15	3	8	849	11.52	85	7,367	185	664	21.79	78.21
10	14	15	4	17	849	11.52	86	7,367	586	263	69.02	30.98
11	4	15	4	17	849	11.52	87	7,367	557	292	65.61	34.39
6	9	15	3	8	848	11.51	88	7,367	182	666	21.46	78.54
7	23	15	5	18	848	11.51	89	7,367	601	247	70.87	29.13
9	14	15	2	17	848	11.51	90	7,367	536	312	63.21	36.79
9	15	15	3	8	847	11.50	91	7,367	193	654	22.79	77.21
6	10	15	4	18	846	11.48	92	7,367	592	254	69.98	30.02
9	8	15	3	8	846	11.48	93	7,367	197	649	23.29	76.71
6	18	15	5	17	845	11.47	94	7,367	567	278	67.10	32.90
11	30	15	2	8	845	11.47	95	7,367	187	658	22.13	77.87
11	23	15	2	8	844	11.46	96	7,367	194	650	22.99	77.01
9	15	15	3	17	843	11.44	97	7,367	564	279	66.90	33.10
10	16	15	6	17	843	11.44	98	7,367	550	293	65.24	34.76
11	20	15	6	17	843	11.44	99	7,367	540	303	64.06	35.94
4	21	15	3	8	842	11.43	100	7,367	180	662	21.38	78.62
4	28	15	3	8	840	11.40	101	7,367	179	661	21.31	78.69
4	28	15	3	17	840	11.40	102	7,367	569	271	67.74	32.26
7	9	15	5	18	840	11.40	103	7,367	576	264	68.57	31.43

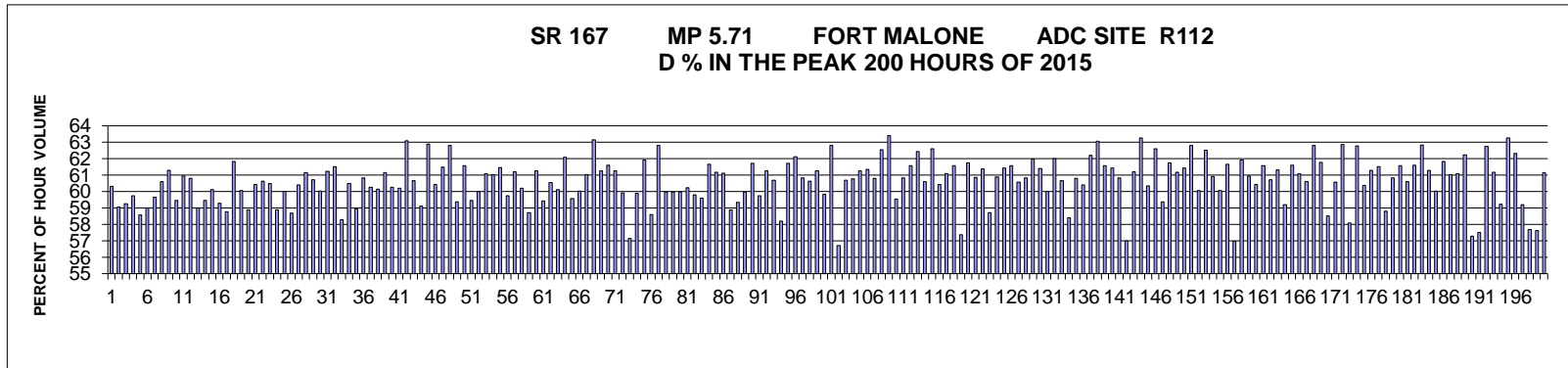
MO	DY	YR	DAY OF WK	HR	HR VOL	PERCENT OF AADT	HOUR NUMBER	AADT	NORTH VOLUME	SOUTH VOLUME	PERCENT NORTH IS OF TOTAL VOLUME	PERCENT SOUTH IS OF TOTAL VOLUME
10	6	15	3	18	840	11.40	104	7,367	541	299	64.40	35.60
10	27	15	3	17	839	11.39	105	7,367	578	261	68.89	31.11
4	15	15	4	8	838	11.38	106	7,367	177	661	21.12	78.88
10	6	15	3	17	838	11.38	107	7,367	544	294	64.92	35.08
6	3	15	4	18	837	11.36	108	7,367	585	252	69.89	30.11
9	17	15	5	17	837	11.36	109	7,367	533	304	63.68	36.32
6	2	15	3	17	836	11.35	110	7,367	574	262	68.66	31.34
9	10	15	5	18	836	11.35	111	7,367	536	300	64.11	35.89
10	5	15	2	18	836	11.35	112	7,367	610	226	72.97	27.03
5	14	15	5	8	835	11.33	113	7,367	185	650	22.16	77.84
6	11	15	5	8	835	11.33	114	7,367	177	658	21.20	78.80
3	19	15	5	8	834	11.32	115	7,367	166	668	19.90	80.10
6	3	15	4	17	834	11.32	116	7,367	552	282	66.19	33.81
10	21	15	4	18	834	11.32	117	7,367	574	260	68.82	31.18
5	7	15	5	8	833	11.31	118	7,367	178	655	21.37	78.63
6	4	15	5	8	832	11.29	119	7,367	175	657	21.03	78.97
10	28	15	4	18	832	11.29	120	7,367	591	241	71.03	28.97
9	10	15	5	8	831	11.28	121	7,367	188	643	22.62	77.38
12	9	15	4	8	831	11.28	122	7,367	156	675	18.77	81.23
6	15	15	2	17	830	11.27	123	7,367	558	272	67.23	32.77
6	17	15	4	18	830	11.27	124	7,367	564	266	67.95	32.05
4	16	15	5	8	829	11.25	125	7,367	182	647	21.95	78.05
7	8	15	4	18	829	11.25	126	7,367	574	255	69.24	30.76
12	15	15	3	8	829	11.25	127	7,367	190	639	22.92	77.08
10	7	15	4	18	828	11.24	128	7,367	586	242	70.77	29.23
10	15	15	5	17	828	11.24	129	7,367	547	281	66.06	33.94
10	26	15	2	18	828	11.24	130	7,367	614	214	74.15	25.85
4	23	15	5	8	827	11.23	131	7,367	186	641	22.49	77.51
12	11	15	6	17	827	11.23	132	7,367	541	286	65.42	34.58
10	21	15	4	17	826	11.21	133	7,367	564	262	68.28	31.72
10	28	15	4	17	826	11.21	134	7,367	555	271	67.19	32.81
11	3	15	3	17	826	11.21	135	7,367	575	251	69.61	30.39
11	9	15	2	17	826	11.21	136	7,367	553	273	66.95	33.05
12	7	15	2	8	826	11.21	137	7,367	179	647	21.67	78.33
5	6	15	4	8	825	11.20	138	7,367	181	644	21.94	78.06
5	28	15	5	17	825	11.20	139	7,367	567	258	68.73	31.27
11	12	15	5	17	825	11.20	140	7,367	550	275	66.67	33.33
3	17	15	3	8	824	11.19	141	7,367	169	655	20.51	79.49
9	16	15	4	8	824	11.19	142	7,367	188	636	22.82	77.18
3	5	15	5	8	823	11.17	143	7,367	170	653	20.66	79.34
6	11	15	5	17	823	11.17	144	7,367	541	282	65.74	34.26
10	7	15	4	17	823	11.17	145	7,367	573	250	69.62	30.38
10	9	15	6	17	823	11.17	146	7,367	523	300	63.55	36.45
2	23	15	2	8	822	11.16	147	7,367	149	673	18.13	81.87
8	18	15	3	17	821	11.14	148	7,367	577	244	70.28	29.72

MO	DY	YR	DAY OF WK	HR	HR VOL	PERCENT OF AADT	HOUR NUMBER	AADT	NORTH VOLUME	SOUTH VOLUME	PERCENT NORTH IS OF TOTAL VOLUME	PERCENT SOUTH IS OF TOTAL VOLUME
3	30	15	2	8	820	11.13	149	7,367	168	652	20.49	79.51
6	9	15	3	17	820	11.13	150	7,367	567	253	69.15	30.85
2	17	15	3	8	819	11.12	151	7,367	157	662	19.17	80.83
11	5	15	5	17	819	11.12	152	7,367	555	264	67.77	32.23
6	4	15	5	18	818	11.10	153	7,367	560	258	68.46	31.54
7	30	15	5	18	818	11.10	154	7,367	552	266	67.48	32.52
10	12	15	2	17	818	11.10	155	7,367	536	282	65.53	34.47
10	23	15	6	8	818	11.10	156	7,367	208	610	25.43	74.57
12	1	15	3	17	818	11.10	157	7,367	564	254	68.95	31.05
5	7	15	5	18	817	11.09	158	7,367	539	278	65.97	34.03
6	9	15	3	18	817	11.09	159	7,367	581	236	71.11	28.89
6	2	15	3	18	816	11.08	160	7,367	584	232	71.57	28.43
9	8	15	3	18	816	11.08	161	7,367	571	245	69.98	30.02
9	29	15	3	18	816	11.08	162	7,367	551	265	67.52	32.48
4	23	15	5	18	815	11.06	163	7,367	569	246	69.82	30.18
5	5	15	3	17	815	11.06	164	7,367	543	272	66.63	33.37
5	12	15	3	18	815	11.06	165	7,367	591	224	72.52	27.48
5	20	15	4	17	815	11.06	166	7,367	516	299	63.31	36.69
3	25	15	4	8	814	11.05	167	7,367	165	649	20.27	79.73
6	4	15	5	17	814	11.05	168	7,367	503	311	61.79	38.21
10	13	15	3	17	814	11.05	169	7,367	553	261	67.94	32.06
6	25	15	5	17	813	11.04	170	7,367	530	283	65.19	34.81
8	18	15	3	18	813	11.04	171	7,367	584	229	71.83	28.17
9	14	15	2	18	813	11.04	172	7,367	589	224	72.45	27.55
12	14	15	2	8	813	11.04	173	7,367	192	621	23.62	76.38
3	18	15	4	8	811	11.01	174	7,367	153	658	18.87	81.13
8	10	15	2	18	811	11.01	175	7,367	567	244	69.91	30.09
9	9	15	4	8	811	11.01	176	7,367	181	630	22.32	77.68
9	30	15	4	18	811	11.01	177	7,367	541	270	66.71	33.29
3	3	15	3	8	810	10.99	178	7,367	149	661	18.40	81.60
5	20	15	4	18	810	10.99	179	7,367	554	256	68.40	31.60
6	15	15	2	8	810	10.99	180	7,367	188	622	23.21	76.79
8	26	15	4	17	810	10.99	181	7,367	537	273	66.30	33.70
10	2	15	6	8	810	10.99	182	7,367	174	636	21.48	78.52
10	12	15	2	18	810	10.99	183	7,367	573	237	70.74	29.26
10	19	15	2	17	810	10.99	184	7,367	536	274	66.17	33.83
11	16	15	2	17	810	10.99	185	7,367	564	246	69.63	30.37
5	21	15	5	8	809	10.98	186	7,367	181	628	22.37	77.63
8	19	15	4	18	809	10.98	187	7,367	574	235	70.95	29.05
10	8	15	5	17	809	10.98	188	7,367	511	298	63.16	36.84
10	26	15	2	17	809	10.98	189	7,367	545	264	67.37	32.63
3	31	15	3	8	808	10.97	190	7,367	176	632	21.78	78.22
6	5	15	6	18	808	10.97	191	7,367	539	269	66.71	33.29
7	7	15	3	18	808	10.97	192	7,367	564	244	69.80	30.20
12	10	15	5	8	808	10.97	193	7,367	164	644	20.30	79.70

MO	DY	YR	DAY OF WK	HR	HR VOL	PERCENT OF AADT	HOUR NUMBER	AADT	NORTH VOLUME	SOUTH VOLUME	PERCENT NORTH IS OF TOTAL VOLUME	PERCENT SOUTH IS OF TOTAL VOLUME
12	10	15	5	17	808	10.97	194	7,367	548	260	67.82	32.18
4	2	15	5	18	807	10.95	195	7,367	562	245	69.64	30.36
5	14	15	5	18	807	10.95	196	7,367	551	256	68.28	31.72
6	16	15	3	18	806	10.94	197	7,367	568	238	70.47	29.53
7	16	15	5	17	806	10.94	198	7,367	524	282	65.01	34.99
3	24	15	3	8	805	10.93	199	7,367	157	648	19.50	80.50
5	5	15	3	18	805	10.93	200	7,367	559	246	69.44	30.56



AADT= 42582 K 30 FACTOR= 8.66 K 100 FACTOR= 8.45 K 200 FACTOR= 8.28 D 30 FACTOR= 60.02



MO	DY	YR	DAY OF WK	HR	HR VOL	PERCENT OF AADT	HOUR NUMBER	AADT	EAST VOLUME	WEST VOLUME	PERCENT EAST IS OF TOTAL VOLUME	PERCENT WEST IS OF TOTAL VOLUME	
	5	19	15	3	17	3,768	8.85	1	42,582	2,273	1,495	60.32	39.68
	3	31	15	3	18	3,767	8.85	2	42,582	2,225	1,542	59.07	40.93
	5	6	15	4	17	3,766	8.84	3	42,582	2,232	1,534	59.27	40.73
	4	16	15	5	17	3,755	8.82	4	42,582	2,243	1,512	59.73	40.27
	3	31	15	3	17	3,752	8.81	5	42,582	2,198	1,554	58.58	41.42
	3	25	15	4	17	3,748	8.80	6	42,582	2,211	1,537	58.99	41.01
	7	28	15	3	17	3,741	8.79	7	42,582	2,232	1,509	59.66	40.34
	9	25	15	6	17	3,741	8.79	8	42,582	2,267	1,474	60.60	39.40
	9	22	15	3	17	3,736	8.77	9	42,582	2,290	1,446	61.30	38.70
	4	22	15	4	17	3,732	8.76	10	42,582	2,219	1,513	59.46	40.54
	7	9	15	5	18	3,725	8.75	11	42,582	2,270	1,455	60.94	39.06
	9	29	15	3	17	3,717	8.73	12	42,582	2,260	1,457	60.80	39.20
	10	8	15	5	18	3,717	8.73	13	42,582	2,193	1,524	59.00	41.00

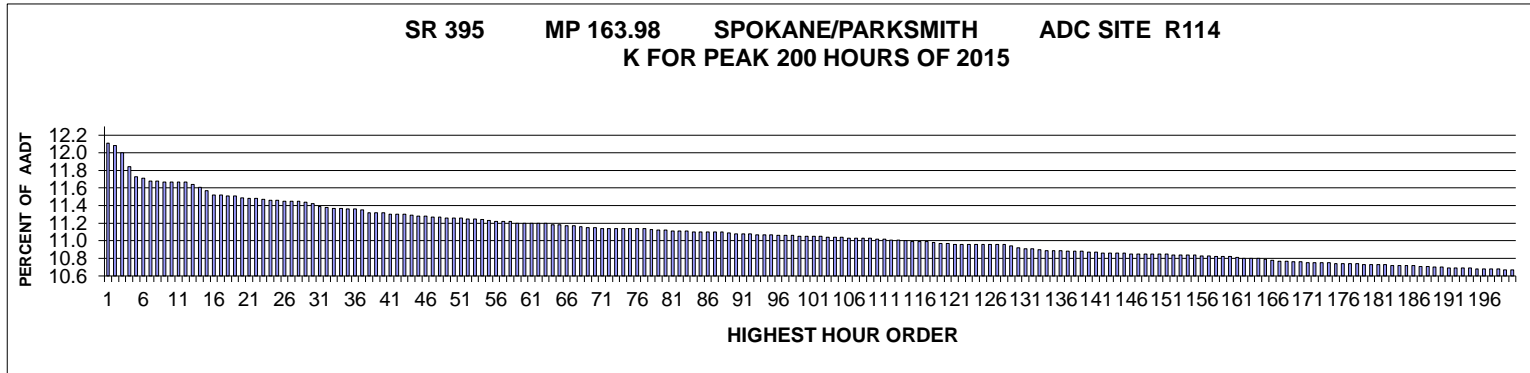
MO	DY	YR	DAY OF WK	HR	HR VOL	PERCENT OF AADT	HOUR NUMBER	AADT	EAST VOLUME	WEST VOLUME	PERCENT EAST IS OF TOTAL VOLUME	PERCENT WEST IS OF TOTAL VOLUME	
	2	11	15	4	17	3,714	8.72	14	42,582	2,208	1,506	59.45	40.55
	10	1	15	5	17	3,714	8.72	15	42,582	2,233	1,481	60.12	39.88
	2	20	15	6	17	3,711	8.71	16	42,582	2,200	1,511	59.28	40.72
	9	15	15	3	17	3,710	8.71	17	42,582	2,180	1,530	58.76	41.24
	2	17	15	3	17	3,708	8.71	18	42,582	2,293	1,415	61.84	38.16
	6	10	15	4	18	3,708	8.71	19	42,582	2,227	1,481	60.06	39.94
	9	25	15	6	16	3,706	8.70	20	42,582	2,182	1,524	58.88	41.12
	2	12	15	5	17	3,704	8.70	21	42,582	2,238	1,466	60.42	39.58
	4	21	15	3	18	3,703	8.70	22	42,582	2,245	1,458	60.63	39.37
	5	20	15	4	18	3,703	8.70	23	42,582	2,240	1,463	60.49	39.51
	10	20	15	3	18	3,703	8.70	24	42,582	2,180	1,523	58.87	41.13
	4	21	15	3	17	3,701	8.69	25	42,582	2,221	1,480	60.01	39.99
	6	3	15	4	17	3,699	8.69	26	42,582	2,171	1,528	58.69	41.31
	3	11	15	4	17	3,697	8.68	27	42,582	2,233	1,464	60.40	39.60
	7	29	15	4	17	3,695	8.68	28	42,582	2,259	1,436	61.14	38.86
	5	4	15	2	17	3,694	8.68	29	42,582	2,243	1,451	60.72	39.28
	4	23	15	5	17	3,687	8.66	30	42,582	2,213	1,474	60.02	39.98
	7	16	15	5	18	3,686	8.66	31	42,582	2,257	1,429	61.23	38.77
	11	6	15	6	17	3,684	8.65	32	42,582	2,266	1,418	61.51	38.49
	8	27	15	5	17	3,683	8.65	33	42,582	2,147	1,536	58.29	41.71
	6	18	15	5	17	3,681	8.64	34	42,582	2,227	1,454	60.50	39.50
	9	23	15	4	16	3,681	8.64	35	42,582	2,170	1,511	58.95	41.05
	7	14	15	3	17	3,680	8.64	36	42,582	2,239	1,441	60.84	39.16
	10	29	15	5	17	3,672	8.62	37	42,582	2,213	1,459	60.27	39.73
	3	19	15	5	17	3,671	8.62	38	42,582	2,208	1,463	60.15	39.85
	6	4	15	5	17	3,671	8.62	39	42,582	2,244	1,427	61.13	38.87
	3	20	15	6	17	3,669	8.62	40	42,582	2,211	1,458	60.26	39.74
	10	15	15	5	18	3,669	8.62	41	42,582	2,209	1,460	60.21	39.79
	9	22	15	3	18	3,667	8.61	42	42,582	2,313	1,354	63.08	36.92
	6	23	15	3	18	3,665	8.61	43	42,582	2,223	1,442	60.65	39.35
	10	16	15	6	18	3,658	8.59	44	42,582	2,162	1,496	59.10	40.90
	10	5	15	2	17	3,657	8.59	45	42,582	2,300	1,357	62.89	37.11
	10	21	15	4	17	3,655	8.58	46	42,582	2,209	1,446	60.44	39.56
	10	6	15	3	17	3,653	8.58	47	42,582	2,246	1,407	61.48	38.52
	7	7	15	3	17	3,652	8.58	48	42,582	2,293	1,359	62.79	37.21
	5	13	15	4	17	3,651	8.57	49	42,582	2,168	1,483	59.38	40.62
	9	23	15	4	17	3,651	8.57	50	42,582	2,248	1,403	61.57	38.43
	11	5	15	5	17	3,650	8.57	51	42,582	2,170	1,480	59.45	40.55
	4	22	15	4	18	3,649	8.57	52	42,582	2,189	1,460	59.99	40.01
	5	26	15	3	17	3,644	8.56	53	42,582	2,226	1,418	61.09	38.91
	5	20	15	4	17	3,643	8.56	54	42,582	2,223	1,420	61.02	38.98
	5	27	15	4	18	3,641	8.55	55	42,582	2,238	1,403	61.47	38.53
	5	27	15	4	17	3,639	8.55	56	42,582	2,174	1,465	59.74	40.26
	1	21	15	4	17	3,638	8.54	57	42,582	2,227	1,411	61.21	38.79
	8	28	15	6	17	3,637	8.54	58	42,582	2,189	1,448	60.19	39.81

MO	DY	YR	DAY OF WK	HR	HR VOL	PERCENT OF AADT	HOUR NUMBER	AADT	EAST VOLUME	WEST VOLUME	PERCENT EAST IS OF TOTAL		PERCENT WEST IS OF TOTAL	
											VOLUME	VOLUME	VOLUME	VOLUME
9	11	15	6	16	3,636	8.54	59	42,582	2,135	1,501	58.72	41.28		
2	17	15	3	18	3,635	8.54	60	42,582	2,227	1,408	61.27	38.73		
3	26	15	5	18	3,635	8.54	61	42,582	2,160	1,475	59.42	40.58		
7	9	15	5	17	3,635	8.54	62	42,582	2,201	1,434	60.55	39.45		
7	15	15	4	17	3,634	8.53	63	42,582	2,184	1,450	60.10	39.90		
9	15	15	3	18	3,634	8.53	64	42,582	2,256	1,378	62.08	37.92		
2	19	15	5	17	3,632	8.53	65	42,582	2,164	1,468	59.58	40.42		
5	29	15	6	17	3,632	8.53	66	42,582	2,180	1,452	60.02	39.98		
9	9	15	4	17	3,630	8.52	67	42,582	2,215	1,415	61.02	38.98		
9	16	15	4	17	3,630	8.52	68	42,582	2,292	1,338	63.14	36.86		
1	22	15	5	17	3,629	8.52	69	42,582	2,223	1,406	61.26	38.74		
10	22	15	5	17	3,629	8.52	70	42,582	2,236	1,393	61.61	38.39		
10	12	15	2	17	3,628	8.52	71	42,582	2,223	1,405	61.27	38.73		
10	23	15	6	17	3,628	8.52	72	42,582	2,173	1,455	59.90	40.10		
5	14	15	5	17	3,627	8.52	73	42,582	2,073	1,554	57.15	42.85		
2	25	15	4	18	3,624	8.51	74	42,582	2,170	1,454	59.88	40.12		
2	24	15	3	17	3,622	8.51	75	42,582	2,243	1,379	61.93	38.07		
9	4	15	6	16	3,622	8.51	76	42,582	2,122	1,500	58.59	41.41		
9	24	15	5	17	3,622	8.51	77	42,582	2,275	1,347	62.81	37.19		
3	17	15	3	17	3,621	8.50	78	42,582	2,172	1,449	59.98	40.02		
8	19	15	4	17	3,621	8.50	79	42,582	2,172	1,449	59.98	40.02		
10	21	15	4	18	3,621	8.50	80	42,582	2,171	1,450	59.96	40.04		
2	5	15	5	17	3,620	8.50	81	42,582	2,180	1,440	60.22	39.78		
8	26	15	4	17	3,618	8.50	82	42,582	2,164	1,454	59.81	40.19		
9	1	15	3	17	3,618	8.50	83	42,582	2,156	1,462	59.59	40.41		
7	16	15	5	17	3,617	8.49	84	42,582	2,230	1,387	61.65	38.35		
10	15	15	5	17	3,616	8.49	85	42,582	2,212	1,404	61.17	38.83		
11	4	15	4	17	3,616	8.49	86	42,582	2,210	1,406	61.12	38.88		
4	16	15	5	18	3,615	8.49	87	42,582	2,129	1,486	58.89	41.11		
5	8	15	6	17	3,615	8.49	88	42,582	2,145	1,470	59.34	40.66		
7	15	15	4	18	3,614	8.49	89	42,582	2,167	1,447	59.96	40.04		
3	5	15	5	17	3,613	8.48	90	42,582	2,230	1,383	61.72	38.28		
7	1	15	4	17	3,613	8.48	91	42,582	2,158	1,455	59.73	40.27		
10	13	15	3	17	3,613	8.48	92	42,582	2,213	1,400	61.25	38.75		
11	18	15	4	17	3,613	8.48	93	42,582	2,193	1,420	60.70	39.30		
10	2	15	6	16	3,609	8.48	94	42,582	2,100	1,509	58.19	41.81		
6	10	15	4	17	3,608	8.47	95	42,582	2,227	1,381	61.72	38.28		
5	5	15	3	17	3,607	8.47	96	42,582	2,241	1,366	62.13	37.87		
7	23	15	5	17	3,604	8.46	97	42,582	2,192	1,412	60.82	39.18		
5	21	15	5	17	3,603	8.46	98	42,582	2,185	1,418	60.64	39.36		
4	17	15	6	17	3,602	8.46	99	42,582	2,207	1,395	61.27	38.73		
6	17	15	4	17	3,599	8.45	100	42,582	2,153	1,446	59.82	40.18		
6	2	15	3	17	3,597	8.45	101	42,582	2,259	1,338	62.80	37.20		
12	10	15	5	16	3,597	8.45	102	42,582	2,040	1,557	56.71	43.29		
5	28	15	5	17	3,594	8.44	103	42,582	2,181	1,413	60.68	39.32		

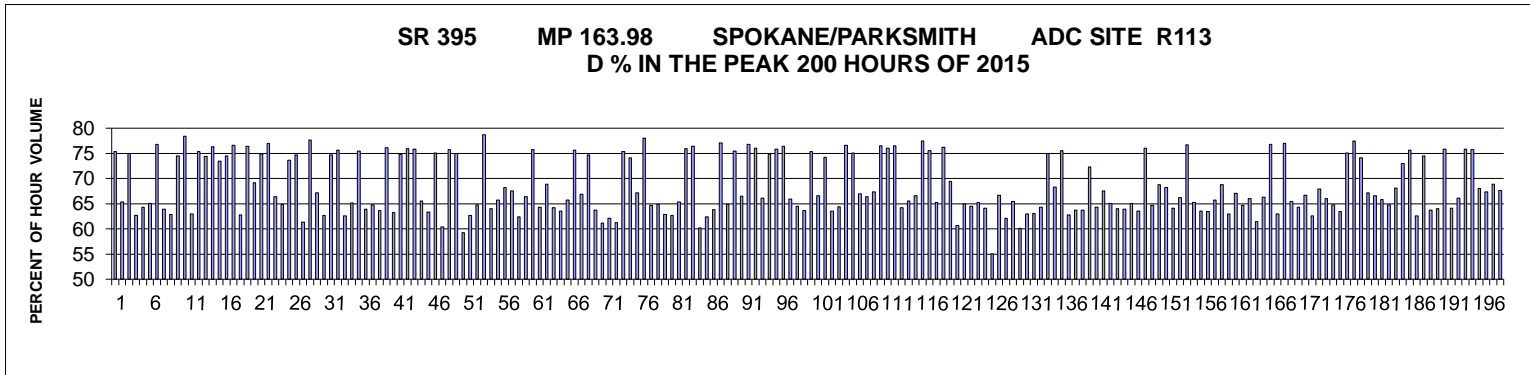
MO	DY	YR	DAY OF WK	HR	HR VOL	PERCENT OF AADT	HOUR NUMBER	AADT	EAST VOLUME	WEST VOLUME	PERCENT EAST IS OF TOTAL VOLUME	PERCENT WEST IS OF TOTAL VOLUME
10	8	15	5	17	3,594	8.44	104	42,582	2,184	1,410	60.77	39.23
10	14	15	4	17	3,594	8.44	105	42,582	2,202	1,392	61.27	38.73
9	30	15	4	17	3,593	8.44	106	42,582	2,204	1,389	61.34	38.66
10	14	15	4	18	3,593	8.44	107	42,582	2,185	1,408	60.81	39.19
9	8	15	3	17	3,591	8.43	108	42,582	2,246	1,345	62.55	37.45
9	21	15	2	17	3,590	8.43	109	42,582	2,276	1,314	63.40	36.60
6	24	15	4	17	3,589	8.43	110	42,582	2,137	1,452	59.54	40.46
8	20	15	5	17	3,589	8.43	111	42,582	2,183	1,406	60.82	39.18
7	22	15	4	17	3,588	8.43	112	42,582	2,209	1,379	61.57	38.43
11	4	15	4	18	3,588	8.43	113	42,582	2,240	1,348	62.43	37.57
5	21	15	5	18	3,587	8.42	114	42,582	2,174	1,413	60.61	39.39
9	24	15	5	18	3,586	8.42	115	42,582	2,245	1,341	62.60	37.40
11	6	15	6	18	3,585	8.42	116	42,582	2,166	1,419	60.42	39.58
9	10	15	5	18	3,584	8.42	117	42,582	2,190	1,394	61.10	38.90
11	3	15	3	18	3,582	8.41	118	42,582	2,205	1,377	61.56	38.44
10	1	15	5	16	3,580	8.41	119	42,582	2,054	1,526	57.37	42.63
6	16	15	3	18	3,578	8.40	120	42,582	2,209	1,369	61.74	38.26
10	2	15	6	17	3,577	8.40	121	42,582	2,177	1,400	60.86	39.14
6	25	15	5	17	3,576	8.40	122	42,582	2,195	1,381	61.38	38.62
11	20	15	6	16	3,576	8.40	123	42,582	2,099	1,477	58.70	41.30
5	11	15	2	17	3,574	8.39	124	42,582	2,176	1,398	60.88	39.12
9	11	15	6	17	3,574	8.39	125	42,582	2,196	1,378	61.44	38.56
10	6	15	3	18	3,574	8.39	126	42,582	2,201	1,373	61.58	38.42
12	15	15	3	17	3,574	8.39	127	42,582	2,165	1,409	60.58	39.42
12	1	15	3	17	3,573	8.39	128	42,582	2,173	1,400	60.82	39.18
5	7	15	5	17	3,572	8.39	129	42,582	2,214	1,358	61.98	38.02
6	16	15	3	17	3,572	8.39	130	42,582	2,193	1,379	61.39	38.61
10	26	15	2	17	3,572	8.39	131	42,582	2,143	1,429	59.99	40.01
2	26	15	5	18	3,569	8.38	132	42,582	2,213	1,356	62.01	37.99
6	8	15	2	17	3,568	8.38	133	42,582	2,164	1,404	60.65	39.35
10	23	15	6	16	3,568	8.38	134	42,582	2,084	1,484	58.41	41.59
3	6	15	6	17	3,567	8.38	135	42,582	2,169	1,398	60.81	39.19
9	2	15	4	17	3,567	8.38	136	42,582	2,154	1,413	60.39	39.61
11	10	15	3	17	3,567	8.38	137	42,582	2,219	1,348	62.21	37.79
6	4	15	5	18	3,566	8.37	138	42,582	2,249	1,317	63.07	36.93
7	8	15	4	17	3,566	8.37	139	42,582	2,196	1,370	61.58	38.42
3	27	15	6	17	3,563	8.37	140	42,582	2,189	1,374	61.44	38.56
9	10	15	5	17	3,563	8.37	141	42,582	2,167	1,396	60.82	39.18
10	28	15	4	16	3,563	8.37	142	42,582	2,031	1,532	57.00	43.00
6	1	15	2	17	3,562	8.37	143	42,582	2,180	1,382	61.20	38.80
9	14	15	2	17	3,561	8.36	144	42,582	2,253	1,308	63.27	36.73
1	16	15	6	17	3,560	8.36	145	42,582	2,148	1,412	60.34	39.66
4	30	15	5	18	3,556	8.35	146	42,582	2,226	1,330	62.60	37.40
5	6	15	4	18	3,556	8.35	147	42,582	2,111	1,445	59.36	40.64
6	9	15	3	18	3,556	8.35	148	42,582	2,196	1,360	61.75	38.25

MO	DY	YR	DAY OF WK	HR	HR VOL	PERCENT OF AADT	HOUR NUMBER	AADT	EAST VOLUME	WEST VOLUME	PERCENT EAST IS OF TOTAL VOLUME	PERCENT WEST IS OF TOTAL VOLUME
	3	5	15	5	18	3,555	8.35	149	42,582	2,175	1,380	38.82
	6	23	15	3	17	3,555	8.35	150	42,582	2,184	1,371	38.57
	7	14	15	3	18	3,555	8.35	151	42,582	2,233	1,322	37.19
	2	12	15	5	18	3,554	8.35	152	42,582	2,134	1,420	39.95
	7	21	15	3	18	3,554	8.35	153	42,582	2,222	1,332	37.48
	10	27	15	3	17	3,553	8.34	154	42,582	2,164	1,389	39.09
	11	12	15	5	17	3,552	8.34	155	42,582	2,133	1,419	39.95
	12	2	15	4	17	3,552	8.34	156	42,582	2,190	1,362	38.34
	6	25	15	5	16	3,551	8.34	157	42,582	2,023	1,528	43.03
	6	11	15	5	18	3,550	8.34	158	42,582	2,198	1,352	38.08
	3	10	15	3	18	3,549	8.33	159	42,582	2,163	1,386	39.05
	4	27	15	2	17	3,548	8.33	160	42,582	2,144	1,404	39.57
	6	9	15	3	17	3,548	8.33	161	42,582	2,185	1,363	38.42
	11	20	15	6	17	3,548	8.33	162	42,582	2,154	1,394	39.29
	3	26	15	5	17	3,547	8.33	163	42,582	2,175	1,372	38.68
	9	24	15	5	16	3,546	8.33	164	42,582	2,099	1,447	40.81
	10	22	15	5	18	3,546	8.33	165	42,582	2,184	1,362	38.41
	10	7	15	4	18	3,545	8.33	166	42,582	2,166	1,379	38.90
	7	2	15	5	17	3,543	8.32	167	42,582	2,147	1,396	39.40
	7	30	15	5	17	3,543	8.32	168	42,582	2,225	1,318	37.20
	11	19	15	5	17	3,543	8.32	169	42,582	2,189	1,354	38.22
	9	10	15	5	16	3,542	8.32	170	42,582	2,072	1,470	41.50
	6	24	15	4	18	3,541	8.32	171	42,582	2,145	1,396	39.42
	11	5	15	5	18	3,541	8.32	172	42,582	2,226	1,315	37.14
	12	11	15	6	16	3,541	8.32	173	42,582	2,057	1,484	41.91
	2	18	15	4	17	3,540	8.31	174	42,582	2,222	1,318	37.23
	11	18	15	4	18	3,539	8.31	175	42,582	2,136	1,403	39.64
	2	23	15	2	18	3,538	8.31	176	42,582	2,168	1,370	38.72
	7	28	15	3	18	3,538	8.31	177	42,582	2,177	1,361	38.47
	5	29	15	6	18	3,536	8.30	178	42,582	2,079	1,457	41.20
	6	19	15	6	18	3,536	8.30	179	42,582	2,151	1,385	39.17
	5	12	15	3	17	3,535	8.30	180	42,582	2,177	1,358	38.42
	9	18	15	6	18	3,535	8.30	181	42,582	2,142	1,393	39.41
	9	3	15	5	18	3,534	8.30	182	42,582	2,177	1,357	38.40
	3	3	15	3	17	3,533	8.30	183	42,582	2,220	1,313	37.16
	6	30	15	3	17	3,533	8.30	184	42,582	2,165	1,368	38.72
	8	26	15	4	18	3,533	8.30	185	42,582	2,121	1,412	39.97
	10	1	15	5	18	3,533	8.30	186	42,582	2,184	1,349	38.18
	2	26	15	5	17	3,532	8.29	187	42,582	2,156	1,376	38.96
	5	12	15	3	18	3,532	8.29	188	42,582	2,158	1,374	38.90
	2	11	15	4	18	3,531	8.29	189	42,582	2,197	1,334	37.78
	4	27	15	2	18	3,530	8.29	190	42,582	2,022	1,508	42.72
	10	16	15	6	16	3,530	8.29	191	42,582	2,030	1,500	42.49
	4	14	15	3	17	3,529	8.29	192	42,582	2,214	1,315	37.26
	4	15	15	4	18	3,529	8.29	193	42,582	2,159	1,370	38.82

MO	DY	YR	DAY OF WK	HR	HR VOL	PERCENT OF AADT	HOUR NUMBER	AADT	EAST VOLUME	WEST VOLUME	PERCENT EAST IS OF TOTAL VOLUME	PERCENT WEST IS OF TOTAL VOLUME
5	1	15	6	18	3,529	8.29	194	42,582	2,090	1,439	59.22	40.78
9	2	15	4	18	3,529	8.29	195	42,582	2,232	1,297	63.25	36.75
4	30	15	5	17	3,528	8.29	196	42,582	2,199	1,329	62.33	37.67
7	8	15	4	18	3,528	8.29	197	42,582	2,089	1,439	59.21	40.79
7	20	15	2	18	3,528	8.29	198	42,582	2,035	1,493	57.68	42.32
5	1	15	6	16	3,526	8.28	199	42,582	2,032	1,494	57.63	42.37
6	17	15	4	18	3,526	8.28	200	42,582	2,156	1,370	61.15	38.85



AADT= 11710 K 30 FACTOR= 11.42 K 100 FACTOR= 11.05 K 200 FACTOR= 10.67 D 30 FACTOR= 67.17



MO	DY	YR	DAY OF WK	HR	HR VOL	PERCENT OF AADT	HOUR NUMBER	AADT	NORTH VOLUME	SOUTH VOLUME	PERCENT NORTH IS OF TOTAL VOLUME	PERCENT SOUTH IS OF TOTAL VOLUME
9	29	15	3	8	1,418	12.11	1	11,710	349	1,069	24.61	75.39
9	24	15	5	17	1,414	12.08	2	11,710	924	490	65.35	34.65
10	13	15	3	8	1,405	12.00	3	11,710	352	1,053	25.05	74.95
10	6	15	3	17	1,386	11.84	4	11,710	868	518	62.63	37.37
9	30	15	4	17	1,374	11.73	5	11,710	884	490	64.34	35.66
10	1	15	5	17	1,371	11.71	6	11,710	892	479	65.06	34.94
9	22	15	3	8	1,368	11.68	7	11,710	318	1,050	23.25	76.75
9	24	15	5	18	1,368	11.68	8	11,710	875	493	63.96	36.04
9	11	15	6	17	1,367	11.67	9	11,710	860	507	62.91	37.09
9	15	15	3	8	1,367	11.67	10	11,710	349	1,018	25.53	74.47
9	21	15	2	8	1,367	11.67	11	11,710	295	1,072	21.58	78.42
6	18	15	5	17	1,366	11.67	12	11,710	860	506	62.96	37.04
11	10	15	3	8	1,363	11.64	13	11,710	336	1,027	24.65	75.35

MO	DY	YR	DAY OF WK	HR	HR VOL	PERCENT OF AADT	HOUR NUMBER	AADT	NORTH VOLUME	SOUTH VOLUME	PERCENT NORTH IS OF TOTAL VOLUME	PERCENT SOUTH IS OF TOTAL VOLUME
10	15	15	5	8	1,360	11.61	14	11,710	348	1,012	25.59	74.41
10	7	15	4	8	1,355	11.57	15	11,710	321	1,034	23.69	76.31
5	19	15	3	8	1,349	11.52	16	11,710	358	991	26.54	73.46
9	24	15	5	8	1,349	11.52	17	11,710	344	1,005	25.50	74.50
10	21	15	4	8	1,348	11.51	18	11,710	315	1,033	23.37	76.63
10	22	15	5	17	1,348	11.51	19	11,710	846	502	62.76	37.24
11	9	15	2	8	1,346	11.49	20	11,710	317	1,029	23.55	76.45
11	10	15	3	17	1,344	11.48	21	11,710	929	415	69.12	30.88
11	12	15	5	8	1,344	11.48	22	11,710	337	1,007	25.07	74.93
9	23	15	4	8	1,343	11.47	23	11,710	309	1,034	23.01	76.99
9	3	15	5	17	1,342	11.46	24	11,710	891	451	66.39	33.61
10	5	15	2	17	1,342	11.46	25	11,710	870	472	64.83	35.17
9	8	15	3	8	1,341	11.45	26	11,710	353	988	26.32	73.68
9	30	15	4	8	1,341	11.45	27	11,710	340	1,001	25.35	74.65
10	23	15	6	17	1,341	11.45	28	11,710	822	519	61.30	38.70
10	5	15	2	8	1,340	11.44	29	11,710	300	1,040	22.39	77.61
10	14	15	4	17	1,337	11.42	30	11,710	898	439	67.17	32.83
10	16	15	6	17	1,334	11.39	31	11,710	836	498	62.67	37.33
10	1	15	5	8	1,333	11.38	32	11,710	337	996	25.28	74.72
10	12	15	2	8	1,332	11.37	33	11,710	324	1,008	24.32	75.68
10	15	15	5	17	1,331	11.37	34	11,710	833	498	62.58	37.42
7	23	15	5	18	1,330	11.36	35	11,710	866	464	65.11	34.89
11	3	15	3	8	1,330	11.36	36	11,710	326	1,004	24.51	75.49
9	10	15	5	17	1,329	11.35	37	11,710	849	480	63.88	36.12
8	18	15	3	17	1,325	11.32	38	11,710	858	467	64.75	35.25
9	15	15	3	17	1,325	11.32	39	11,710	843	482	63.62	36.38
11	4	15	4	8	1,325	11.32	40	11,710	317	1,008	23.92	76.08
7	16	15	5	17	1,323	11.30	41	11,710	837	486	63.27	36.73
9	14	15	2	8	1,323	11.30	42	11,710	334	989	25.25	74.75
10	19	15	2	8	1,323	11.30	43	11,710	319	1,004	24.11	75.89
12	1	15	3	8	1,322	11.29	44	11,710	319	1,003	24.13	75.87
5	28	15	5	17	1,321	11.28	45	11,710	866	455	65.56	34.44
9	11	15	6	18	1,321	11.28	46	11,710	837	484	63.36	36.64
6	1	15	2	8	1,320	11.27	47	11,710	329	991	24.92	75.08
7	30	15	5	17	1,320	11.27	48	11,710	797	523	60.38	39.62
5	26	15	3	8	1,319	11.26	49	11,710	320	999	24.26	75.74
6	3	15	4	8	1,319	11.26	50	11,710	330	989	25.02	74.98
6	5	15	6	17	1,319	11.26	51	11,710	782	537	59.29	40.71
9	17	15	5	17	1,317	11.25	52	11,710	825	492	62.64	37.36
10	1	15	5	18	1,317	11.25	53	11,710	853	464	64.77	35.23
9	28	15	2	8	1,316	11.24	54	11,710	281	1,035	21.35	78.65
6	11	15	5	17	1,315	11.23	55	11,710	842	473	64.03	35.97
10	15	15	5	18	1,314	11.22	56	11,710	864	450	65.75	34.25
10	27	15	3	17	1,314	11.22	57	11,710	896	418	68.19	31.81
10	29	15	5	17	1,314	11.22	58	11,710	887	427	67.50	32.50

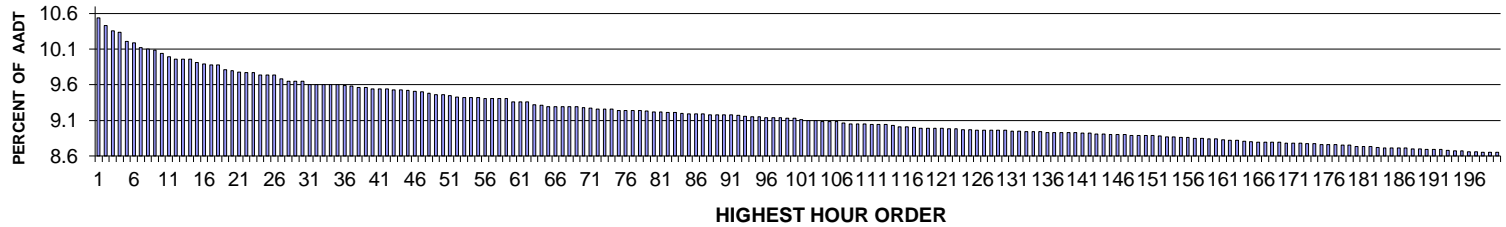
MO	DY	YR	DAY OF WK	HR	HR VOL	PERCENT OF AADT	HOUR NUMBER	AADT	NORTH VOLUME	SOUTH VOLUME	PERCENT NORTH IS OF TOTAL VOLUME	PERCENT SOUTH IS OF TOTAL VOLUME
6	4	15	5	17	1,312	11.20	59	11,710	819	493	62.42	37.58
6	17	15	4	17	1,312	11.20	60	11,710	871	441	66.39	33.61
5	12	15	3	8	1,311	11.20	61	11,710	318	993	24.26	75.74
9	16	15	4	17	1,311	11.20	62	11,710	843	468	64.30	35.70
10	22	15	5	18	1,311	11.20	63	11,710	903	408	68.88	31.12
6	16	15	3	18	1,309	11.18	64	11,710	840	469	64.17	35.83
9	14	15	2	17	1,309	11.18	65	11,710	832	477	63.56	36.44
5	19	15	3	17	1,308	11.17	66	11,710	860	448	65.75	34.25
10	22	15	5	8	1,308	11.17	67	11,710	318	990	24.31	75.69
5	28	15	5	18	1,307	11.16	68	11,710	874	433	66.87	33.13
5	11	15	2	8	1,306	11.15	69	11,710	331	975	25.34	74.66
5	21	15	5	17	1,306	11.15	70	11,710	832	474	63.71	36.29
5	29	15	6	17	1,305	11.14	71	11,710	798	507	61.15	38.85
9	18	15	6	17	1,305	11.14	72	11,710	810	495	62.07	37.93
9	25	15	6	17	1,305	11.14	73	11,710	799	506	61.23	38.77
10	27	15	3	8	1,305	11.14	74	11,710	321	984	24.60	75.40
9	17	15	5	8	1,304	11.14	75	11,710	337	967	25.84	74.16
10	14	15	4	18	1,304	11.14	76	11,710	876	428	67.18	32.82
10	20	15	3	8	1,304	11.14	77	11,710	286	1,018	21.93	78.07
6	3	15	4	17	1,303	11.13	78	11,710	843	460	64.70	35.30
6	9	15	3	17	1,302	11.12	79	11,710	845	457	64.90	35.10
10	2	15	6	17	1,302	11.12	80	11,710	819	483	62.90	37.10
6	17	15	4	18	1,301	11.11	81	11,710	815	486	62.64	37.36
7	8	15	4	18	1,301	11.11	82	11,710	850	451	65.33	34.67
9	9	15	4	8	1,301	11.11	83	11,710	313	988	24.06	75.94
6	10	15	4	8	1,300	11.10	84	11,710	307	993	23.62	76.38
6	12	15	6	17	1,300	11.10	85	11,710	782	518	60.15	39.85
6	22	15	2	17	1,300	11.10	86	11,710	811	489	62.38	37.62
9	22	15	3	18	1,300	11.10	87	11,710	830	470	63.85	36.15
10	28	15	4	8	1,300	11.10	88	11,710	298	1,002	22.92	77.08
6	2	15	3	17	1,299	11.09	89	11,710	843	456	64.90	35.10
6	8	15	2	8	1,298	11.08	90	11,710	319	979	24.58	75.42
9	23	15	4	17	1,298	11.08	91	11,710	863	435	66.49	33.51
11	2	15	2	8	1,297	11.08	92	11,710	301	996	23.21	76.79
5	13	15	4	8	1,296	11.07	93	11,710	311	985	24.00	76.00
9	9	15	4	17	1,296	11.07	94	11,710	857	439	66.13	33.87
10	14	15	4	8	1,296	11.07	95	11,710	325	971	25.08	74.92
6	9	15	3	8	1,295	11.06	96	11,710	313	982	24.17	75.83
9	25	15	6	8	1,295	11.06	97	11,710	306	989	23.63	76.37
9	28	15	2	18	1,295	11.06	98	11,710	854	441	65.95	34.05
6	16	15	3	17	1,294	11.05	99	11,710	834	460	64.45	35.55
9	18	15	6	18	1,294	11.05	100	11,710	823	471	63.60	36.40
10	6	15	3	8	1,294	11.05	101	11,710	319	975	24.65	75.35
10	21	15	4	18	1,294	11.05	102	11,710	861	433	66.54	33.46
5	28	15	5	8	1,293	11.04	103	11,710	333	960	25.75	74.25

MO	DY	YR	DAY OF WK	HR	HR VOL	PERCENT OF AADT	HOUR NUMBER	AADT	NORTH VOLUME	SOUTH VOLUME	PERCENT IS OF TOTAL VOLUME	PERCENT SOUTH IS OF TOTAL VOLUME	
	9	15	15	3	18	1,293	11.04	104	11,710	822	471	63.57	36.43
	9	16	15	4	18	1,293	11.04	105	11,710	833	460	64.42	35.58
	5	6	15	4	8	1,292	11.03	106	11,710	302	990	23.37	76.63
	5	20	15	4	8	1,292	11.03	107	11,710	322	970	24.92	75.08
	9	9	15	4	18	1,292	11.03	108	11,710	865	427	66.95	33.05
	10	5	15	2	18	1,292	11.03	109	11,710	858	434	66.41	33.59
	6	10	15	4	18	1,290	11.02	110	11,710	869	421	67.36	32.64
	6	15	15	2	8	1,290	11.02	111	11,710	303	987	23.49	76.51
	10	29	15	5	8	1,289	11.01	112	11,710	309	980	23.97	76.03
	11	16	15	2	8	1,289	11.01	113	11,710	303	986	23.51	76.49
	10	20	15	3	17	1,288	11.00	114	11,710	827	461	64.21	35.79
	4	28	15	3	17	1,287	10.99	115	11,710	843	444	65.50	34.50
	6	24	15	4	18	1,287	10.99	116	11,710	857	430	66.59	33.41
	10	8	15	5	8	1,287	10.99	117	11,710	290	997	22.53	77.47
	9	16	15	4	8	1,286	10.98	118	11,710	315	971	24.49	75.51
	9	3	15	5	18	1,285	10.97	119	11,710	838	447	65.21	34.79
	11	5	15	5	8	1,285	10.97	120	11,710	306	979	23.81	76.19
	6	3	15	4	18	1,284	10.96	121	11,710	892	392	69.47	30.53
	6	18	15	5	18	1,284	10.96	122	11,710	779	505	60.67	39.33
	8	26	15	4	17	1,284	10.96	123	11,710	834	450	64.95	35.05
	11	4	15	4	17	1,284	10.96	124	11,710	828	456	64.49	35.51
	11	12	15	5	17	1,284	10.96	125	11,710	838	446	65.26	34.74
	5	7	15	5	17	1,283	10.96	126	11,710	822	461	64.07	35.93
	6	5	15	6	16	1,283	10.96	127	11,710	706	577	55.03	44.97
	11	3	15	3	17	1,283	10.96	128	11,710	855	428	66.64	33.36
	7	23	15	5	17	1,281	10.94	129	11,710	796	485	62.14	37.86
	10	13	15	3	17	1,279	10.92	130	11,710	837	442	65.44	34.56
	6	25	15	5	17	1,278	10.91	131	11,710	768	510	60.09	39.91
	5	12	15	3	17	1,277	10.91	132	11,710	804	473	62.96	37.04
	5	15	15	6	17	1,276	10.90	133	11,710	805	471	63.09	36.91
	5	22	15	6	17	1,275	10.89	134	11,710	820	455	64.31	35.69
	6	4	15	5	8	1,275	10.89	135	11,710	319	956	25.02	74.98
	9	8	15	3	18	1,275	10.89	136	11,710	871	404	68.31	31.69
	5	18	15	2	8	1,274	10.88	137	11,710	311	963	24.41	75.59
	6	19	15	6	17	1,274	10.88	138	11,710	800	474	62.79	37.21
	7	7	15	3	18	1,274	10.88	139	11,710	812	462	63.74	36.26
	5	5	15	3	17	1,273	10.87	140	11,710	811	462	63.71	36.29
	6	2	15	3	8	1,273	10.87	141	11,710	352	921	27.65	72.35
	8	4	15	3	17	1,272	10.86	142	11,710	818	454	64.31	35.69
	8	11	15	3	18	1,272	10.86	143	11,710	859	413	67.53	32.47
	9	21	15	2	18	1,272	10.86	144	11,710	827	445	65.02	34.98
	9	29	15	3	17	1,272	10.86	145	11,710	814	458	63.99	36.01
	6	15	15	2	17	1,271	10.85	146	11,710	812	459	63.89	36.11
	10	8	15	5	17	1,271	10.85	147	11,710	827	444	65.07	34.93
	10	12	15	2	17	1,271	10.85	148	11,710	808	463	63.57	36.43

MO	DY	YR	DAY OF WK	HR	HR VOL	PERCENT OF AADT	HOUR NUMBER	AADT	NORTH VOLUME	SOUTH VOLUME	PERCENT NORTH IS OF TOTAL VOLUME	PERCENT SOUTH IS OF TOTAL VOLUME
4	23	15	5	8	1,270	10.85	149	11,710	304	966	23.94	76.06
4	29	15	4	17	1,270	10.85	150	11,710	822	448	64.72	35.28
7	1	15	4	18	1,270	10.85	151	11,710	873	397	68.74	31.26
6	9	15	3	18	1,269	10.84	152	11,710	865	404	68.16	31.84
7	29	15	4	18	1,269	10.84	153	11,710	814	455	64.14	35.86
11	9	15	2	17	1,269	10.84	154	11,710	840	429	66.19	33.81
11	30	15	2	8	1,269	10.84	155	11,710	296	973	23.33	76.67
9	10	15	5	18	1,268	10.83	156	11,710	827	441	65.22	34.78
10	19	15	2	17	1,268	10.83	157	11,710	805	463	63.49	36.51
5	6	15	4	17	1,267	10.82	158	11,710	804	463	63.46	36.54
6	15	15	2	18	1,267	10.82	159	11,710	833	434	65.75	34.25
10	13	15	3	18	1,267	10.82	160	11,710	871	396	68.75	31.25
9	30	15	4	18	1,266	10.81	161	11,710	797	469	62.95	37.05
5	20	15	4	18	1,265	10.80	162	11,710	849	416	67.11	32.89
7	14	15	3	17	1,265	10.80	163	11,710	818	447	64.66	35.34
10	21	15	4	17	1,265	10.80	164	11,710	835	430	66.01	33.99
7	8	15	4	17	1,263	10.79	165	11,710	776	487	61.44	38.56
9	22	15	3	17	1,262	10.78	166	11,710	837	425	66.32	33.68
4	29	15	4	8	1,261	10.77	167	11,710	293	968	23.24	76.76
10	9	15	6	17	1,261	10.77	168	11,710	794	467	62.97	37.03
4	20	15	2	8	1,260	10.76	169	11,710	290	970	23.02	76.98
5	20	15	4	17	1,260	10.76	170	11,710	825	435	65.48	34.52
7	22	15	4	17	1,259	10.75	171	11,710	810	449	64.34	35.66
8	10	15	2	18	1,259	10.75	172	11,710	839	420	66.64	33.36
8	14	15	6	17	1,259	10.75	173	11,710	788	471	62.59	37.41
9	28	15	2	17	1,259	10.75	174	11,710	855	404	67.91	32.09
7	14	15	3	18	1,258	10.74	175	11,710	830	428	65.98	34.02
7	15	15	4	18	1,258	10.74	176	11,710	815	443	64.79	35.21
7	30	15	5	18	1,258	10.74	177	11,710	798	460	63.43	36.57
9	3	15	5	8	1,258	10.74	178	11,710	314	944	24.96	75.04
4	27	15	2	8	1,257	10.73	179	11,710	283	974	22.51	77.49
9	18	15	6	8	1,257	10.73	180	11,710	325	932	25.86	74.14
9	2	15	4	17	1,256	10.73	181	11,710	843	413	67.12	32.88
9	14	15	2	18	1,256	10.73	182	11,710	836	420	66.56	33.44
4	15	15	4	18	1,255	10.72	183	11,710	826	429	65.82	34.18
6	10	15	4	17	1,255	10.72	184	11,710	813	442	64.78	35.22
7	21	15	3	18	1,255	10.72	185	11,710	855	400	68.13	31.87
9	10	15	5	8	1,255	10.72	186	11,710	339	916	27.01	72.99
4	22	15	4	8	1,254	10.71	187	11,710	305	949	24.32	75.68
5	8	15	6	17	1,254	10.71	188	11,710	785	469	62.60	37.40
4	28	15	3	8	1,253	10.70	189	11,710	319	934	25.46	74.54
4	30	15	5	17	1,253	10.70	190	11,710	799	454	63.77	36.23
4	21	15	3	17	1,252	10.69	191	11,710	801	451	63.98	36.02
5	7	15	5	8	1,252	10.69	192	11,710	302	950	24.12	75.88
8	13	15	5	17	1,252	10.69	193	11,710	802	450	64.06	35.94

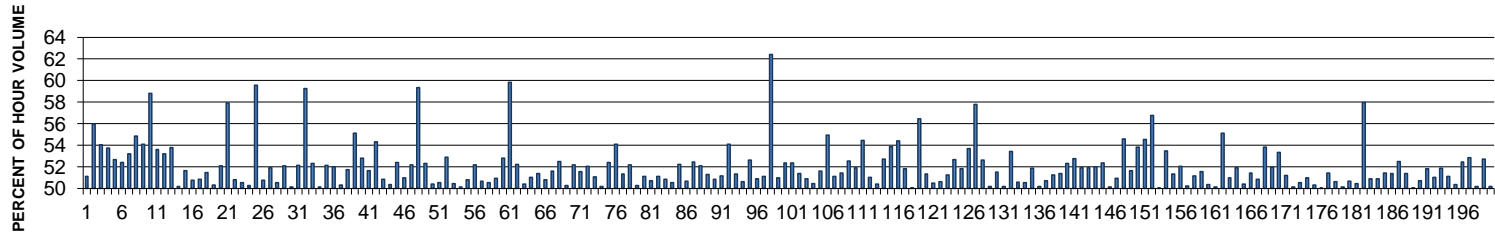
MO	DY	YR	DAY OF WK	HR	HR VOL	PERCENT OF AADT	HOUR NUMBER	AADT	NORTH VOLUME	SOUTH VOLUME	PERCENT NORTH IS OF TOTAL VOLUME	PERCENT SOUTH IS OF TOTAL VOLUME
10	26	15	2	17	1,252	10.69	194	11,710	828	424	66.13	33.87
5	4	15	2	8	1,251	10.68	195	11,710	302	949	24.14	75.86
5	14	15	5	8	1,251	10.68	196	11,710	303	948	24.22	75.78
9	1	15	3	18	1,251	10.68	197	11,710	851	400	68.03	31.97
10	29	15	5	18	1,251	10.68	198	11,710	843	408	67.39	32.61
5	19	15	3	18	1,250	10.67	199	11,710	861	389	68.88	31.12
10	26	15	2	18	1,250	10.67	200	11,710	845	405	67.60	32.40

**SR 005 MP 35.88 CARROLLS ADC SITE R115
K FOR PEAK 200 HOURS OF 2015**



AADT= 65870 K 30 FACTOR= 9.65 K 100 FACTOR= 9.13 K 200 FACTOR= 8.65 D 30 FACTOR= 50.13

**SR 005 MP 35.88 CARROLLS ADC SITE R115
D % IN THE PEAK 200 HOURS OF 2015**



MO	DY	YR	DAY OF WK	HR	HR VOL	PERCENT OF AADT	HOUR NUMBER	AADT	NORTH VOLUME	SOUTH VOLUME	PERCENT NORTH IS OF TOTAL VOLUME	PERCENT SOUTH IS OF TOTAL VOLUME
8	9	15	1	15	6,945	10.54	1	65,870	3,395	3,550	48.88	51.12
7	5	15	1	14	6,868	10.43	2	65,870	3,025	3,843	44.04	55.96
8	9	15	1	17	6,823	10.36	3	65,870	3,136	3,687	45.96	54.04
11	26	15	5	13	6,809	10.34	4	65,870	3,660	3,149	53.75	46.25
8	9	15	1	16	6,723	10.21	5	65,870	3,183	3,540	47.34	52.66
8	16	15	1	16	6,714	10.19	6	65,870	3,196	3,518	47.60	52.40
8	23	15	1	17	6,663	10.12	7	65,870	3,118	3,545	46.80	53.20
7	5	15	1	13	6,650	10.10	8	65,870	3,001	3,649	45.13	54.87
8	23	15	1	16	6,646	10.09	9	65,870	3,052	3,594	45.92	54.08
7	5	15	1	15	6,615	10.04	10	65,870	2,725	3,890	41.19	58.81
8	8	15	7	12	6,580	9.99	11	65,870	3,527	3,053	53.60	46.40
8	9	15	1	18	6,560	9.96	12	65,870	3,068	3,492	46.77	53.23
8	9	15	1	14	6,558	9.96	13	65,870	3,031	3,527	46.22	53.78

MO	DY	YR	DAY OF WK	HR	HR VOL	PERCENT OF AADT	HOUR NUMBER	AADT	NORTH VOLUME	SOUTH VOLUME	PERCENT NORTH IS OF TOTAL VOLUME	PERCENT SOUTH IS OF TOTAL VOLUME
8	16	15	1	15	6,558	9.96	14	65,870	3,291	3,267	50.18	49.82
8	23	15	1	15	6,531	9.91	15	65,870	3,158	3,373	48.35	51.65
11	28	15	7	15	6,512	9.89	16	65,870	3,305	3,207	50.75	49.25
7	26	15	1	15	6,510	9.88	17	65,870	3,200	3,310	49.16	50.84
8	16	15	1	17	6,510	9.88	18	65,870	3,160	3,350	48.54	51.46
7	12	15	1	17	6,461	9.81	19	65,870	3,250	3,211	50.30	49.70
8	9	15	1	13	6,457	9.80	20	65,870	3,094	3,363	47.92	52.08
7	5	15	1	16	6,444	9.78	21	65,870	2,711	3,733	42.07	57.93
8	8	15	7	13	6,436	9.77	22	65,870	3,270	3,166	50.81	49.19
8	16	15	1	14	6,433	9.77	23	65,870	3,183	3,250	49.48	50.52
11	29	15	1	13	6,417	9.74	24	65,870	3,225	3,192	50.26	49.74
7	5	15	1	17	6,415	9.74	25	65,870	2,592	3,823	40.41	59.59
8	23	15	1	14	6,414	9.74	26	65,870	3,256	3,158	50.76	49.24
11	28	15	7	14	6,379	9.68	27	65,870	3,313	3,066	51.94	48.06
8	23	15	1	13	6,359	9.65	28	65,870	3,144	3,215	49.44	50.56
12	26	15	7	12	6,356	9.65	29	65,870	3,045	3,311	47.91	52.09
7	24	15	6	15	6,354	9.65	30	65,870	3,169	3,185	49.87	50.13
7	26	15	1	14	6,326	9.60	31	65,870	3,297	3,029	52.12	47.88
7	3	15	6	12	6,323	9.60	32	65,870	3,748	2,575	59.28	40.72
11	26	15	5	11	6,323	9.60	33	65,870	3,309	3,014	52.33	47.67
12	26	15	7	13	6,323	9.60	34	65,870	3,152	3,171	49.85	50.15
8	2	15	1	14	6,321	9.60	35	65,870	3,025	3,296	47.86	52.14
7	12	15	1	16	6,319	9.59	36	65,870	3,032	3,287	47.98	52.02
11	29	15	1	14	6,308	9.58	37	65,870	3,134	3,174	49.68	50.32
11	26	15	5	12	6,300	9.56	38	65,870	3,259	3,041	51.73	48.27
8	9	15	1	19	6,296	9.56	39	65,870	2,827	3,469	44.90	55.10
8	23	15	1	18	6,287	9.54	40	65,870	2,968	3,319	47.21	52.79
7	24	15	6	16	6,286	9.54	41	65,870	3,040	3,246	48.36	51.64
8	8	15	7	11	6,281	9.54	42	65,870	3,411	2,870	54.31	45.69
7	12	15	1	15	6,277	9.53	43	65,870	3,084	3,193	49.13	50.87
7	24	15	6	14	6,275	9.53	44	65,870	3,114	3,161	49.63	50.37
9	5	15	7	12	6,270	9.52	45	65,870	3,287	2,983	52.42	47.58
8	1	15	7	11	6,265	9.51	46	65,870	3,072	3,193	49.03	50.97
8	2	15	1	16	6,258	9.50	47	65,870	2,992	3,266	47.81	52.19
2	14	15	7	12	6,247	9.48	48	65,870	2,538	3,709	40.63	59.37
7	26	15	1	16	6,234	9.46	49	65,870	2,972	3,262	47.67	52.33
6	28	15	1	17	6,229	9.46	50	65,870	3,089	3,140	49.59	50.41
6	28	15	1	14	6,222	9.45	51	65,870	3,078	3,144	49.47	50.53
8	16	15	1	18	6,214	9.43	52	65,870	2,926	3,288	47.09	52.91
7	12	15	1	13	6,208	9.42	53	65,870	3,075	3,133	49.53	50.47
8	16	15	1	13	6,205	9.42	54	65,870	3,095	3,110	49.88	50.12
6	19	15	6	16	6,202	9.42	55	65,870	3,051	3,151	49.19	50.81
8	2	15	1	15	6,199	9.41	56	65,870	2,963	3,236	47.80	52.20
6	28	15	1	16	6,196	9.41	57	65,870	3,138	3,058	50.65	49.35
8	9	15	1	12	6,196	9.41	58	65,870	3,064	3,132	49.45	50.55

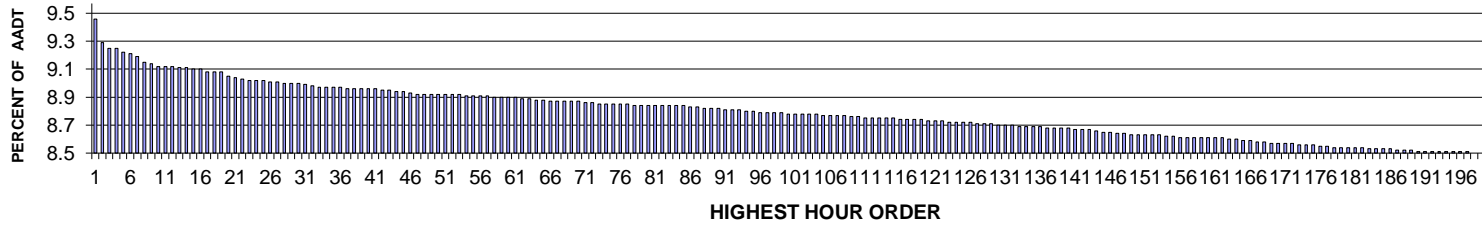
MO	DY	YR	DAY OF WK	HR	HR VOL	PERCENT OF AADT	HOUR NUMBER	AADT	NORTH VOLUME	SOUTH VOLUME	PERCENT NORTH IS OF TOTAL VOLUME	PERCENT SOUTH IS OF TOTAL VOLUME
9	5	15	7	11	6,196	9.41	59	65,870	3,157	3,039	50.95	49.05
8	22	15	7	11	6,167	9.36	60	65,870	3,256	2,911	52.80	47.20
7	3	15	6	11	6,164	9.36	61	65,870	3,688	2,476	59.83	40.17
8	22	15	7	12	6,163	9.36	62	65,870	3,218	2,945	52.21	47.79
6	28	15	1	15	6,138	9.32	63	65,870	3,045	3,093	49.61	50.39
11	25	15	4	15	6,135	9.31	64	65,870	3,005	3,130	48.98	51.02
7	24	15	6	13	6,122	9.29	65	65,870	2,975	3,147	48.60	51.40
7	26	15	1	13	6,122	9.29	66	65,870	3,111	3,011	50.82	49.18
8	7	15	6	16	6,119	9.29	67	65,870	2,962	3,157	48.41	51.59
9	4	15	6	18	6,118	9.29	68	65,870	2,907	3,211	47.52	52.48
8	14	15	6	15	6,117	9.29	69	65,870	3,075	3,042	50.27	49.73
11	25	15	4	16	6,111	9.28	70	65,870	2,921	3,190	47.80	52.20
7	5	15	1	12	6,105	9.27	71	65,870	2,957	3,148	48.44	51.56
12	26	15	7	14	6,100	9.26	72	65,870	2,924	3,176	47.93	52.07
6	21	15	1	17	6,098	9.26	73	65,870	2,984	3,114	48.93	51.07
7	12	15	1	18	6,098	9.26	74	65,870	3,060	3,038	50.18	49.82
6	21	15	1	16	6,087	9.24	75	65,870	2,898	3,189	47.61	52.39
8	21	15	6	16	6,087	9.24	76	65,870	2,795	3,292	45.92	54.08
8	7	15	6	14	6,085	9.24	77	65,870	3,125	2,960	51.36	48.64
8	21	15	6	17	6,085	9.24	78	65,870	2,910	3,175	47.82	52.18
8	15	15	7	12	6,082	9.23	79	65,870	3,058	3,024	50.28	49.72
8	2	15	1	13	6,073	9.22	80	65,870	2,970	3,103	48.90	51.10
8	7	15	6	15	6,071	9.22	81	65,870	2,992	3,079	49.28	50.72
8	14	15	6	17	6,069	9.21	82	65,870	2,967	3,102	48.89	51.11
8	1	15	7	12	6,066	9.21	83	65,870	3,084	2,982	50.84	49.16
7	19	15	1	14	6,061	9.20	84	65,870	2,998	3,063	49.46	50.54
7	17	15	6	15	6,055	9.19	85	65,870	3,162	2,893	52.22	47.78
8	14	15	6	16	6,052	9.19	86	65,870	2,985	3,067	49.32	50.68
5	22	15	6	16	6,051	9.19	87	65,870	2,876	3,175	47.53	52.47
7	12	15	1	14	6,048	9.18	88	65,870	2,897	3,151	47.90	52.10
8	21	15	6	15	6,047	9.18	89	65,870	3,102	2,945	51.30	48.70
7	19	15	1	13	6,045	9.18	90	65,870	3,074	2,971	50.85	49.15
7	26	15	1	17	6,044	9.18	91	65,870	2,952	3,092	48.84	51.16
8	7	15	6	12	6,038	9.17	92	65,870	3,266	2,772	54.09	45.91
7	19	15	1	17	6,032	9.16	93	65,870	2,934	3,098	48.64	51.36
8	8	15	7	14	6,029	9.15	94	65,870	2,976	3,053	49.36	50.64
2	14	15	7	11	6,024	9.15	95	65,870	2,854	3,170	47.38	52.62
7	31	15	6	15	6,021	9.14	96	65,870	3,064	2,957	50.89	49.11
11	28	15	7	16	6,021	9.14	97	65,870	2,943	3,078	48.88	51.12
2	14	15	7	13	6,020	9.14	98	65,870	2,262	3,758	37.57	62.43
8	7	15	6	17	6,017	9.13	99	65,870	2,949	3,068	49.01	50.99
5	23	15	7	11	6,012	9.13	100	65,870	3,149	2,863	52.38	47.62
3	29	15	1	17	6,000	9.11	101	65,870	2,857	3,143	47.62	52.38
7	10	15	6	15	5,994	9.10	102	65,870	3,079	2,915	51.37	48.63
8	15	15	7	13	5,994	9.10	103	65,870	3,051	2,943	50.90	49.10

MO	DY	YR	DAY OF WK	HR	HR VOL	PERCENT OF AADT	HOUR NUMBER	AADT	NORTH VOLUME	SOUTH VOLUME	PERCENT NORTH IS OF TOTAL VOLUME	PERCENT SOUTH IS OF TOTAL VOLUME
6	21	15	1	15	5,981	9.08	104	65,870	2,964	3,017	49.56	50.44
9	7	15	2	14	5,980	9.08	105	65,870	2,894	3,086	48.39	51.61
9	13	15	1	16	5,979	9.08	106	65,870	2,695	3,284	45.07	54.93
7	17	15	6	14	5,968	9.06	107	65,870	3,050	2,918	51.11	48.89
9	4	15	6	17	5,962	9.05	108	65,870	2,895	3,067	48.56	51.44
5	22	15	6	17	5,961	9.05	109	65,870	2,828	3,133	47.44	52.56
11	25	15	4	12	5,960	9.05	110	65,870	3,094	2,866	51.91	48.09
8	2	15	1	18	5,956	9.04	111	65,870	2,712	3,244	45.53	54.47
11	29	15	1	15	5,955	9.04	112	65,870	2,915	3,040	48.95	51.05
7	17	15	6	16	5,954	9.04	113	65,870	3,002	2,952	50.42	49.58
7	17	15	6	12	5,946	9.03	114	65,870	3,136	2,810	52.74	47.26
8	23	15	1	12	5,937	9.01	115	65,870	3,198	2,739	53.87	46.13
9	13	15	1	18	5,934	9.01	116	65,870	2,705	3,229	45.58	54.42
11	28	15	7	17	5,928	9.00	117	65,870	2,855	3,073	48.16	51.84
7	31	15	6	16	5,925	8.99	118	65,870	2,965	2,960	50.04	49.96
9	13	15	1	17	5,922	8.99	119	65,870	2,579	3,343	43.55	56.45
5	25	15	2	15	5,920	8.99	120	65,870	2,880	3,040	48.65	51.35
7	10	15	6	16	5,919	8.99	121	65,870	2,988	2,931	50.48	49.52
6	21	15	1	14	5,914	8.98	122	65,870	2,994	2,920	50.63	49.37
12	27	15	1	13	5,913	8.98	123	65,870	3,029	2,884	51.23	48.77
4	17	15	6	16	5,910	8.97	124	65,870	2,796	3,114	47.31	52.69
9	7	15	2	16	5,909	8.97	125	65,870	2,846	3,063	48.16	51.84
7	3	15	6	15	5,905	8.96	126	65,870	3,171	2,734	53.70	46.30
7	5	15	1	18	5,903	8.96	127	65,870	2,491	3,412	42.20	57.80
8	14	15	6	14	5,903	8.96	128	65,870	3,107	2,796	52.63	47.37
7	10	15	6	17	5,901	8.96	129	65,870	2,940	2,961	49.82	50.18
12	24	15	5	13	5,901	8.96	130	65,870	2,862	3,039	48.50	51.50
7	10	15	6	14	5,895	8.95	131	65,870	2,937	2,958	49.82	50.18
11	28	15	7	13	5,894	8.95	132	65,870	2,744	3,150	46.56	53.44
12	24	15	5	15	5,890	8.94	133	65,870	2,910	2,980	49.41	50.59
11	29	15	1	16	5,887	8.94	134	65,870	2,974	2,913	50.52	49.48
6	19	15	6	17	5,886	8.94	135	65,870	2,833	3,053	48.13	51.87
6	21	15	1	18	5,880	8.93	136	65,870	2,951	2,929	50.19	49.81
8	8	15	7	15	5,880	8.93	137	65,870	2,897	2,983	49.27	50.73
6	19	15	6	15	5,879	8.93	138	65,870	2,867	3,012	48.77	51.23
7	25	15	7	12	5,879	8.93	139	65,870	2,857	3,022	48.60	51.40
9	7	15	2	15	5,879	8.93	140	65,870	2,804	3,075	47.70	52.30
6	19	15	6	18	5,878	8.92	141	65,870	2,777	3,101	47.24	52.76
7	18	15	7	12	5,873	8.92	142	65,870	3,050	2,823	51.93	48.07
7	24	15	6	17	5,871	8.91	143	65,870	2,823	3,048	48.08	51.92
6	28	15	1	13	5,867	8.91	144	65,870	2,817	3,050	48.01	51.99
10	2	15	6	17	5,864	8.90	145	65,870	2,794	3,070	47.65	52.35
8	21	15	6	13	5,860	8.90	146	65,870	2,937	2,923	50.12	49.88
11	28	15	7	12	5,860	8.90	147	65,870	2,876	2,984	49.08	50.92
12	26	15	7	15	5,859	8.89	148	65,870	2,662	3,197	45.43	54.57

MO	DY	YR	DAY OF WK	HR	HR VOL	PERCENT OF AADT	HOUR NUMBER	AADT	NORTH VOLUME	SOUTH VOLUME	PERCENT NORTH IS OF TOTAL VOLUME	PERCENT SOUTH IS OF TOTAL VOLUME
6	26	15	6	15	5,856	8.89	149	65,870	3,024	2,832	51.64	48.36
5	25	15	2	16	5,854	8.89	150	65,870	2,702	3,152	46.16	53.84
7	3	15	6	14	5,853	8.89	151	65,870	3,192	2,661	54.54	45.46
12	26	15	7	16	5,848	8.88	152	65,870	2,528	3,320	43.23	56.77
8	16	15	1	12	5,843	8.87	153	65,870	2,918	2,925	49.94	50.06
3	29	15	1	16	5,840	8.87	154	65,870	2,716	3,124	46.51	53.49
7	19	15	1	16	5,839	8.86	155	65,870	2,840	2,999	48.64	51.36
7	10	15	6	12	5,835	8.86	156	65,870	3,036	2,799	52.03	47.97
7	10	15	6	13	5,832	8.85	157	65,870	2,928	2,904	50.21	49.79
6	12	15	6	16	5,831	8.85	158	65,870	2,848	2,983	48.84	51.16
6	20	15	7	11	5,824	8.84	159	65,870	3,004	2,820	51.58	48.42
8	21	15	6	14	5,820	8.84	160	65,870	2,932	2,888	50.38	49.62
9	11	15	6	17	5,816	8.83	161	65,870	2,901	2,915	49.88	50.12
7	3	15	6	13	5,808	8.82	162	65,870	3,200	2,608	55.10	44.90
11	25	15	4	14	5,807	8.82	163	65,870	2,847	2,960	49.03	50.97
10	9	15	6	16	5,804	8.81	164	65,870	2,792	3,012	48.10	51.90
6	28	15	1	18	5,796	8.80	165	65,870	2,875	2,921	49.60	50.40
3	20	15	6	17	5,792	8.79	166	65,870	2,978	2,814	51.42	48.58
8	2	15	1	17	5,791	8.79	167	65,870	2,944	2,847	50.84	49.16
9	13	15	1	15	5,791	8.79	168	65,870	2,675	3,116	46.19	53.81
7	26	15	1	12	5,788	8.79	169	65,870	3,008	2,780	51.97	48.03
3	29	15	1	15	5,785	8.78	170	65,870	2,699	3,086	46.66	53.34
6	12	15	6	15	5,783	8.78	171	65,870	2,822	2,961	48.80	51.20
9	11	15	6	16	5,781	8.78	172	65,870	2,882	2,899	49.85	50.15
6	21	15	1	13	5,776	8.77	173	65,870	2,918	2,858	50.52	49.48
8	14	15	6	18	5,774	8.77	174	65,870	2,829	2,945	49.00	51.00
8	15	15	7	11	5,773	8.76	175	65,870	2,905	2,868	50.32	49.68
9	5	15	7	13	5,772	8.76	176	65,870	2,887	2,885	50.02	49.98
8	7	15	6	13	5,771	8.76	177	65,870	2,968	2,803	51.43	48.57
3	20	15	6	16	5,764	8.75	178	65,870	2,919	2,845	50.64	49.36
9	4	15	6	16	5,762	8.75	179	65,870	2,872	2,890	49.84	50.16
7	31	15	6	17	5,753	8.73	180	65,870	2,914	2,839	50.65	49.35
12	27	15	1	14	5,753	8.73	181	65,870	2,850	2,903	49.54	50.46
11	13	15	6	17	5,750	8.73	182	65,870	2,417	3,333	42.03	57.97
9	25	15	6	17	5,744	8.72	183	65,870	2,923	2,821	50.89	49.11
7	26	15	1	18	5,740	8.71	184	65,870	2,921	2,819	50.89	49.11
5	22	15	6	15	5,737	8.71	185	65,870	2,787	2,950	48.58	51.42
7	17	15	6	17	5,737	8.71	186	65,870	2,788	2,949	48.60	51.40
8	21	15	6	12	5,737	8.71	187	65,870	3,011	2,726	52.48	47.52
5	8	15	6	15	5,732	8.70	188	65,870	2,787	2,945	48.62	51.38
8	16	15	1	19	5,730	8.70	189	65,870	2,863	2,867	49.97	50.03
7	31	15	6	13	5,726	8.69	190	65,870	2,905	2,821	50.73	49.27
2	13	15	6	17	5,725	8.69	191	65,870	2,758	2,967	48.17	51.83
7	12	15	1	12	5,724	8.69	192	65,870	2,803	2,921	48.97	51.03
7	12	15	1	19	5,717	8.68	193	65,870	2,965	2,752	51.86	48.14

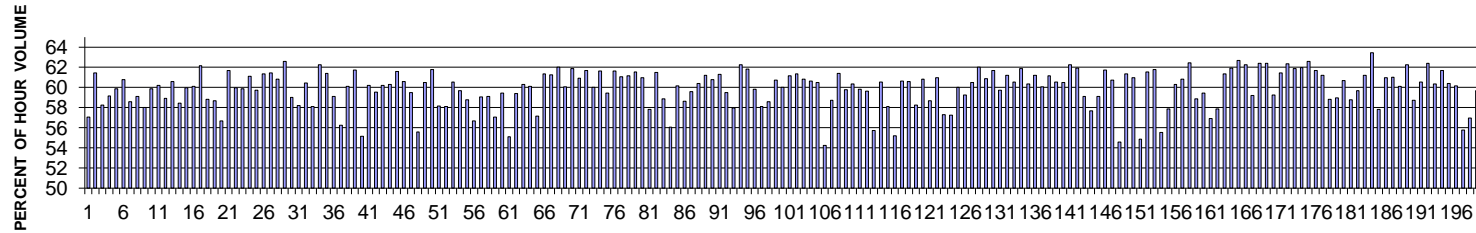
MO	DY	YR	DAY OF WK	HR	HR VOL	PERCENT OF AADT	HOUR NUMBER	AADT	NORTH VOLUME	SOUTH VOLUME	PERCENT NORTH IS OF TOTAL VOLUME	PERCENT SOUTH IS OF TOTAL VOLUME
10	16	15	6	16	5,713	8.67	194	65,870	2,793	2,920	48.89	51.11
9	25	15	6	15	5,708	8.67	195	65,870	2,833	2,875	49.63	50.37
8	8	15	7	16	5,703	8.66	196	65,870	2,713	2,990	47.57	52.43
7	19	15	1	15	5,702	8.66	197	65,870	2,688	3,014	47.14	52.86
6	12	15	6	14	5,701	8.65	198	65,870	2,862	2,839	50.20	49.80
8	21	15	6	18	5,700	8.65	199	65,870	2,694	3,006	47.26	52.74
8	22	15	7	13	5,699	8.65	200	65,870	2,860	2,839	50.18	49.82

**SR 016 MP 27.09 PORT ORCHARD/GORST ADC SITE R116
K FOR PEAK 200 HOURS OF 2015**



AADT= 56128 K 30 FACTOR= 9.03 K 100 FACTOR= 8.81 K 200 FACTOR= 8.53 D 30 FACTOR= 59.04

**SR 016 MP 27.09 PORT ORCHARD/GORST ADC SITE R116
D % IN THE PEAK 200 HOURS OF 2015**



MO	DY	YR	DAY OF WK	HR	HR VOL	PERCENT OF AADT	HOUR NUMBER	AADT	NORTH VOLUME	SOUTH VOLUME	PERCENT NORTH IS OF TOTAL VOLUME	PERCENT SOUTH IS OF TOTAL VOLUME
5	15	15	6	17	5,328	9.49	1	56,128	3,039	2,289	57.04	42.96
9	24	15	5	17	5,231	9.32	2	56,128	3,215	2,016	61.46	38.54
5	8	15	6	17	5,211	9.28	3	56,128	3,036	2,175	58.26	41.74
8	13	15	5	17	5,208	9.28	4	56,128	3,081	2,127	59.16	40.84
7	16	15	5	17	5,191	9.25	5	56,128	3,109	2,082	59.89	40.11
10	14	15	4	17	5,188	9.24	6	56,128	3,154	2,034	60.79	39.21
7	1	15	4	17	5,174	9.22	7	56,128	3,031	2,143	58.58	41.42
10	16	15	6	17	5,155	9.18	8	56,128	3,047	2,108	59.11	40.89
8	21	15	6	17	5,146	9.17	9	56,128	2,985	2,161	58.01	41.99
5	14	15	5	17	5,138	9.15	10	56,128	3,077	2,061	59.89	40.11
10	8	15	5	17	5,135	9.15	11	56,128	3,091	2,044	60.19	39.81
9	18	15	6	17	5,134	9.15	12	56,128	3,026	2,108	58.94	41.06
6	3	15	4	17	5,129	9.14	13	56,128	3,108	2,021	60.60	39.40

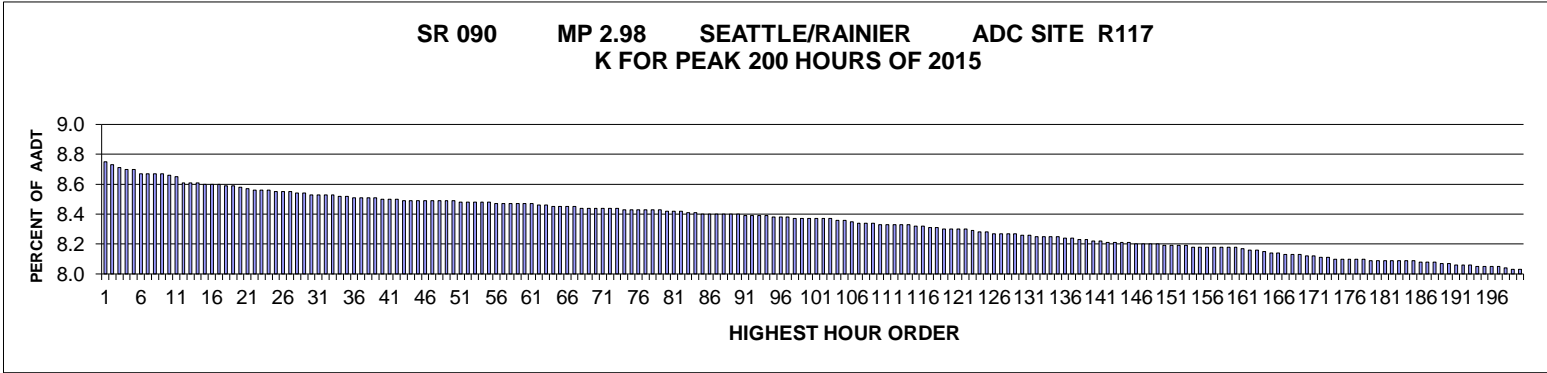
MO	DY	YR	DAY OF WK	HR	HR VOL	PERCENT OF AADT	HOUR NUMBER	AADT	NORTH VOLUME	SOUTH VOLUME	PERCENT NORTH IS OF TOTAL VOLUME	PERCENT SOUTH IS OF TOTAL VOLUME
10	23	15	6	17	5,128	9.14	14	56,128	2,998	2,130	58.46	41.54
9	25	15	6	17	5,126	9.13	15	56,128	3,073	2,053	59.95	40.05
5	7	15	5	17	5,122	9.13	16	56,128	3,078	2,044	60.09	39.91
10	15	15	5	17	5,116	9.11	17	56,128	3,180	1,936	62.16	37.84
6	11	15	5	17	5,115	9.11	18	56,128	3,008	2,107	58.81	41.19
11	6	15	6	17	5,114	9.11	19	56,128	3,001	2,113	58.68	41.32
6	12	15	6	17	5,094	9.08	20	56,128	2,888	2,206	56.69	43.31
9	16	15	4	17	5,092	9.07	21	56,128	3,140	1,952	61.67	38.33
7	22	15	4	17	5,086	9.06	22	56,128	3,050	2,036	59.97	40.03
10	20	15	3	17	5,079	9.05	23	56,128	3,041	2,038	59.87	40.13
10	1	15	5	17	5,077	9.05	24	56,128	3,103	1,974	61.12	38.88
10	9	15	6	17	5,077	9.05	25	56,128	3,033	2,044	59.74	40.26
9	15	15	3	17	5,073	9.04	26	56,128	3,112	1,961	61.34	38.66
5	28	15	5	17	5,072	9.04	27	56,128	3,117	1,955	61.46	38.54
5	19	15	3	17	5,069	9.03	28	56,128	3,083	1,986	60.82	39.18
9	22	15	3	17	5,068	9.03	29	56,128	3,172	1,896	62.59	37.41
5	21	15	5	17	5,066	9.03	30	56,128	2,991	2,075	59.04	40.96
5	1	15	6	17	5,065	9.02	31	56,128	2,948	2,117	58.20	41.80
7	23	15	5	17	5,055	9.01	32	56,128	3,055	2,000	60.44	39.56
4	17	15	6	17	5,054	9.00	33	56,128	2,937	2,117	58.11	41.89
8	25	15	3	17	5,054	9.00	34	56,128	3,146	1,908	62.25	37.75
9	3	15	5	17	5,054	9.00	35	56,128	3,102	1,952	61.38	38.62
5	20	15	4	17	5,050	9.00	36	56,128	2,986	2,064	59.13	40.87
8	21	15	6	16	5,048	8.99	37	56,128	2,839	2,209	56.24	43.76
6	10	15	4	17	5,046	8.99	38	56,128	3,033	2,013	60.11	39.89
10	21	15	4	17	5,046	8.99	39	56,128	3,115	1,931	61.73	38.27
7	2	15	5	17	5,044	8.99	40	56,128	2,782	2,262	55.15	44.85
8	6	15	5	17	5,044	8.99	41	56,128	3,037	2,007	60.21	39.79
12	11	15	6	17	5,041	8.98	42	56,128	3,001	2,040	59.53	40.47
9	30	15	4	17	5,038	8.98	43	56,128	3,034	2,004	60.22	39.78
7	15	15	4	17	5,035	8.97	44	56,128	3,036	1,999	60.30	39.70
11	5	15	5	17	5,033	8.97	45	56,128	3,100	1,933	61.59	38.41
5	5	15	3	17	5,029	8.96	46	56,128	3,047	1,982	60.59	39.41
8	5	15	4	17	5,026	8.95	47	56,128	2,990	2,036	59.49	40.51
7	31	15	6	17	5,025	8.95	48	56,128	2,793	2,232	55.58	44.42
9	10	15	5	17	5,025	8.95	49	56,128	3,039	1,986	60.48	39.52
10	22	15	5	17	5,025	8.95	50	56,128	3,104	1,921	61.77	38.23
3	6	15	6	17	5,024	8.95	51	56,128	2,923	2,101	58.18	41.82
6	5	15	6	17	5,023	8.95	52	56,128	2,919	2,104	58.11	41.89
7	28	15	3	17	5,023	8.95	53	56,128	3,040	1,983	60.52	39.48
12	16	15	4	17	5,020	8.94	54	56,128	2,996	2,024	59.68	40.32
11	20	15	6	17	5,018	8.94	55	56,128	2,949	2,069	58.77	41.23
7	10	15	6	17	5,017	8.94	56	56,128	2,843	2,174	56.67	43.33
12	4	15	6	17	5,016	8.94	57	56,128	2,962	2,054	59.05	40.95
10	16	15	6	16	5,014	8.93	58	56,128	2,965	2,049	59.13	40.87

MO	DY	YR	DAY OF WK	HR	HR VOL	PERCENT OF AADT	HOUR NUMBER	AADT	NORTH VOLUME	SOUTH VOLUME	PERCENT NORTH IS OF TOTAL VOLUME	PERCENT SOUTH IS OF TOTAL VOLUME
2	13	15	6	17	5,012	8.93	59	56,128	2,860	2,152	57.06	42.94
8	19	15	4	17	5,011	8.93	60	56,128	2,979	2,032	59.45	40.55
7	2	15	5	16	5,010	8.93	61	56,128	2,760	2,250	55.09	44.91
5	29	15	6	17	5,006	8.92	62	56,128	2,973	2,033	59.39	40.61
8	12	15	4	17	5,005	8.92	63	56,128	3,018	1,987	60.30	39.70
4	30	15	5	17	5,001	8.91	64	56,128	3,007	1,994	60.13	39.87
7	24	15	6	17	4,999	8.91	65	56,128	2,857	2,142	57.15	42.85
5	12	15	3	17	4,998	8.90	66	56,128	3,067	1,931	61.36	38.64
8	27	15	5	17	4,998	8.90	67	56,128	3,062	1,936	61.26	38.74
10	6	15	3	17	4,998	8.90	68	56,128	3,101	1,897	62.04	37.96
12	2	15	4	17	4,996	8.90	69	56,128	3,001	1,995	60.07	39.93
6	30	15	3	17	4,993	8.90	70	56,128	3,089	1,904	61.87	38.13
2	11	15	4	17	4,991	8.89	71	56,128	3,041	1,950	60.93	39.07
9	23	15	4	17	4,987	8.89	72	56,128	3,077	1,910	61.70	38.30
6	24	15	4	17	4,985	8.88	73	56,128	2,991	1,994	60.00	40.00
7	30	15	5	17	4,984	8.88	74	56,128	3,073	1,911	61.66	38.34
8	26	15	4	17	4,984	8.88	75	56,128	2,962	2,022	59.43	40.57
10	7	15	4	17	4,984	8.88	76	56,128	3,071	1,913	61.62	38.38
8	18	15	3	17	4,983	8.88	77	56,128	3,043	1,940	61.07	38.93
8	10	15	2	17	4,980	8.87	78	56,128	3,047	1,933	61.18	38.82
9	1	15	3	17	4,978	8.87	79	56,128	3,063	1,915	61.53	38.47
12	15	15	3	17	4,978	8.87	80	56,128	3,035	1,943	60.97	39.03
8	7	15	6	17	4,977	8.87	81	56,128	2,878	2,099	57.83	42.17
9	14	15	2	17	4,977	8.87	82	56,128	3,061	1,916	61.50	38.50
10	2	15	6	17	4,977	8.87	83	56,128	2,930	2,047	58.87	41.13
7	17	15	6	17	4,976	8.87	84	56,128	2,790	2,186	56.07	43.93
9	29	15	3	17	4,976	8.87	85	56,128	2,993	1,983	60.15	39.85
9	11	15	6	17	4,973	8.86	86	56,128	2,915	2,058	58.62	41.38
6	17	15	4	17	4,971	8.86	87	56,128	2,963	2,008	59.61	40.39
2	10	15	3	17	4,970	8.85	88	56,128	3,003	1,967	60.42	39.58
2	26	15	5	17	4,970	8.85	89	56,128	3,043	1,927	61.23	38.77
2	24	15	3	17	4,967	8.85	90	56,128	3,018	1,949	60.76	39.24
6	25	15	5	17	4,964	8.84	91	56,128	3,043	1,921	61.30	38.70
7	8	15	4	17	4,962	8.84	92	56,128	2,951	2,011	59.47	40.53
6	5	15	6	16	4,961	8.84	93	56,128	2,877	2,084	57.99	42.01
10	28	15	4	17	4,955	8.83	94	56,128	3,084	1,871	62.24	37.76
6	2	15	3	17	4,954	8.83	95	56,128	3,062	1,892	61.81	38.19
3	12	15	5	17	4,953	8.82	96	56,128	2,963	1,990	59.82	40.18
2	27	15	6	17	4,950	8.82	97	56,128	2,876	2,074	58.10	41.90
10	23	15	6	16	4,950	8.82	98	56,128	2,901	2,049	58.61	41.39
9	17	15	5	17	4,948	8.82	99	56,128	3,005	1,943	60.73	39.27
7	29	15	4	17	4,946	8.81	100	56,128	2,969	1,977	60.03	39.97
10	27	15	3	17	4,946	8.81	101	56,128	3,024	1,922	61.14	38.86
11	10	15	3	17	4,945	8.81	102	56,128	3,033	1,912	61.33	38.67
4	8	15	4	17	4,944	8.81	103	56,128	3,007	1,937	60.82	39.18

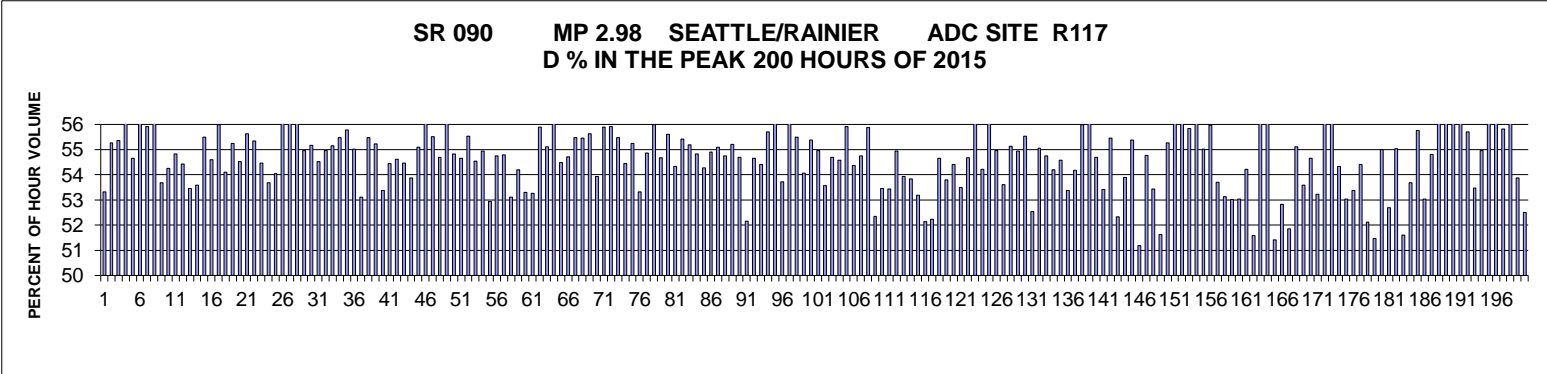
MO	DY	YR	DAY OF WK	HR	HR VOL	PERCENT OF AADT	HOUR NUMBER	AADT	NORTH VOLUME	SOUTH VOLUME	PERCENT NORTH IS OF TOTAL VOLUME	PERCENT SOUTH IS OF TOTAL VOLUME
10	30	15	6	17	4,944	8.81	104	56,128	2,998	1,946	60.64	39.36
4	16	15	5	17	4,942	8.80	105	56,128	2,989	1,953	60.48	39.52
5	22	15	6	17	4,942	8.80	106	56,128	2,681	2,261	54.25	45.75
6	18	15	5	17	4,942	8.80	107	56,128	2,903	2,039	58.74	41.26
10	29	15	5	17	4,942	8.80	108	56,128	3,034	1,908	61.39	38.61
8	20	15	5	17	4,936	8.79	109	56,128	2,951	1,985	59.79	40.21
11	4	15	4	17	4,933	8.79	110	56,128	2,976	1,957	60.33	39.67
4	22	15	4	17	4,930	8.78	111	56,128	2,949	1,981	59.82	40.18
11	20	15	6	18	4,930	8.78	112	56,128	2,941	1,989	59.66	40.34
6	19	15	6	17	4,929	8.78	113	56,128	2,747	2,182	55.73	44.27
8	4	15	3	17	4,927	8.78	114	56,128	2,984	1,943	60.56	39.44
9	4	15	6	17	4,926	8.78	115	56,128	2,863	2,063	58.12	41.88
9	4	15	6	16	4,925	8.77	116	56,128	2,718	2,207	55.19	44.81
7	27	15	2	17	4,923	8.77	117	56,128	2,986	1,937	60.65	39.35
5	6	15	4	17	4,922	8.77	118	56,128	2,983	1,939	60.61	39.39
5	15	15	6	16	4,921	8.77	119	56,128	2,867	2,054	58.26	41.74
4	29	15	4	17	4,919	8.76	120	56,128	2,993	1,926	60.85	39.15
10	16	15	6	18	4,919	8.76	121	56,128	2,887	2,032	58.69	41.31
6	9	15	3	17	4,916	8.76	122	56,128	2,998	1,918	60.98	39.02
3	13	15	6	17	4,914	8.75	123	56,128	2,815	2,099	57.29	42.71
6	26	15	6	17	4,914	8.75	124	56,128	2,813	2,101	57.24	42.76
4	9	15	5	17	4,909	8.75	125	56,128	2,947	1,962	60.03	39.97
9	18	15	6	16	4,909	8.75	126	56,128	2,908	2,001	59.24	40.76
3	4	15	4	17	4,908	8.74	127	56,128	2,970	1,938	60.51	39.49
8	24	15	2	17	4,906	8.74	128	56,128	3,043	1,863	62.03	37.97
6	4	15	5	17	4,905	8.74	129	56,128	2,986	1,919	60.88	39.12
8	11	15	3	17	4,902	8.73	130	56,128	3,024	1,878	61.69	38.31
4	15	15	4	17	4,899	8.73	131	56,128	2,926	1,973	59.73	40.27
3	5	15	5	17	4,898	8.73	132	56,128	2,999	1,899	61.23	38.77
6	23	15	3	17	4,897	8.72	133	56,128	2,965	1,932	60.55	39.45
6	16	15	3	17	4,896	8.72	134	56,128	3,030	1,866	61.89	38.11
1	21	15	4	17	4,895	8.72	135	56,128	2,953	1,942	60.33	39.67
7	14	15	3	17	4,895	8.72	136	56,128	2,997	1,898	61.23	38.77
8	3	15	2	17	4,890	8.71	137	56,128	2,938	1,952	60.08	39.92
11	24	15	3	17	4,890	8.71	138	56,128	2,990	1,900	61.15	38.85
4	7	15	3	17	4,886	8.71	139	56,128	2,957	1,929	60.52	39.48
8	20	15	5	18	4,886	8.71	140	56,128	2,956	1,930	60.50	39.50
4	21	15	3	17	4,885	8.70	141	56,128	3,042	1,843	62.27	37.73
2	12	15	5	17	4,883	8.70	142	56,128	3,024	1,859	61.93	38.07
10	2	15	6	16	4,883	8.70	143	56,128	2,886	1,997	59.10	40.90
10	9	15	6	16	4,875	8.69	144	56,128	2,811	2,064	57.66	42.34
4	24	15	6	17	4,874	8.68	145	56,128	2,882	1,992	59.13	40.87
10	13	15	3	17	4,871	8.68	146	56,128	3,007	1,864	61.73	38.27
11	18	15	4	17	4,868	8.67	147	56,128	2,956	1,912	60.72	39.28
7	31	15	6	16	4,867	8.67	148	56,128	2,656	2,211	54.57	45.43

MO	DY	YR	DAY OF WK	HR	HR VOL	PERCENT OF AADT	HOUR NUMBER	AADT	NORTH VOLUME	SOUTH VOLUME	PERCENT NORTH IS OF TOTAL VOLUME	PERCENT SOUTH IS OF TOTAL VOLUME
5	26	15	3	17	4,863	8.66	149	56,128	2,984	1,879	61.36	38.64
4	14	15	3	17	4,862	8.66	150	56,128	2,965	1,897	60.98	39.02
6	19	15	6	16	4,860	8.66	151	56,128	2,666	2,194	54.86	45.14
8	17	15	2	17	4,860	8.66	152	56,128	2,991	1,869	61.54	38.46
9	28	15	2	17	4,858	8.66	153	56,128	3,001	1,857	61.77	38.23
7	10	15	6	16	4,856	8.65	154	56,128	2,697	2,159	55.54	44.46
12	18	15	6	17	4,854	8.65	155	56,128	2,808	2,046	57.85	42.15
9	10	15	5	18	4,852	8.64	156	56,128	2,926	1,926	60.31	39.69
3	17	15	3	17	4,851	8.64	157	56,128	2,952	1,899	60.85	39.15
9	2	15	4	17	4,851	8.64	158	56,128	3,030	1,821	62.46	37.54
5	27	15	4	17	4,850	8.64	159	56,128	2,856	1,994	58.89	41.11
6	4	15	5	18	4,850	8.64	160	56,128	2,884	1,966	59.46	40.54
3	27	15	6	17	4,849	8.64	161	56,128	2,760	2,089	56.92	43.08
3	20	15	6	17	4,848	8.64	162	56,128	2,806	2,042	57.88	42.12
5	11	15	2	17	4,846	8.63	163	56,128	2,974	1,872	61.37	38.63
5	18	15	2	17	4,843	8.63	164	56,128	2,999	1,844	61.92	38.08
10	26	15	2	17	4,838	8.62	165	56,128	3,033	1,805	62.69	37.31
10	19	15	2	17	4,837	8.62	166	56,128	3,012	1,825	62.27	37.73
3	18	15	4	17	4,831	8.61	167	56,128	2,860	1,971	59.20	40.80
10	15	15	5	18	4,830	8.61	168	56,128	3,013	1,817	62.38	37.62
11	23	15	2	17	4,828	8.60	169	56,128	3,012	1,816	62.39	37.61
8	28	15	6	17	4,827	8.60	170	56,128	2,861	1,966	59.27	40.73
2	25	15	4	17	4,825	8.60	171	56,128	2,966	1,859	61.47	38.53
6	15	15	2	17	4,825	8.60	172	56,128	3,008	1,817	62.34	37.66
10	5	15	2	17	4,824	8.59	173	56,128	2,986	1,838	61.90	38.10
7	21	15	3	17	4,823	8.59	174	56,128	2,990	1,833	61.99	38.01
11	3	15	3	17	4,819	8.59	175	56,128	3,016	1,803	62.59	37.41
7	13	15	2	17	4,817	8.58	176	56,128	2,971	1,846	61.68	38.32
9	2	15	4	18	4,817	8.58	177	56,128	2,948	1,869	61.20	38.80
2	20	15	6	17	4,812	8.57	178	56,128	2,830	1,982	58.81	41.19
6	17	15	4	18	4,811	8.57	179	56,128	2,838	1,973	58.99	41.01
7	9	15	5	17	4,809	8.57	180	56,128	2,918	1,891	60.68	39.32
11	25	15	4	17	4,809	8.57	181	56,128	2,826	1,983	58.76	41.24
6	18	15	5	18	4,808	8.57	182	56,128	2,870	1,938	59.69	40.31
6	8	15	2	17	4,805	8.56	183	56,128	2,940	1,865	61.19	38.81
7	7	15	3	17	4,804	8.56	184	56,128	3,048	1,756	63.45	36.55
7	8	15	4	18	4,802	8.56	185	56,128	2,777	2,025	57.83	42.17
9	3	15	5	18	4,802	8.56	186	56,128	2,928	1,874	60.97	39.03
3	25	15	4	17	4,799	8.55	187	56,128	2,928	1,871	61.01	38.99
5	4	15	2	17	4,799	8.55	188	56,128	2,885	1,914	60.12	39.88
11	2	15	2	17	4,799	8.55	189	56,128	2,988	1,811	62.26	37.74
1	9	15	6	17	4,795	8.54	190	56,128	2,816	1,979	58.73	41.27
3	31	15	3	17	4,794	8.54	191	56,128	2,903	1,891	60.55	39.45
9	17	15	5	18	4,793	8.54	192	56,128	2,992	1,801	62.42	37.58
9	30	15	4	18	4,792	8.54	193	56,128	2,892	1,900	60.35	39.65

MO	DY	YR	DAY OF WK	HR	HR VOL	PERCENT OF AADT	HOUR NUMBER	AADT	NORTH VOLUME	SOUTH VOLUME	PERCENT NORTH IS OF TOTAL VOLUME	PERCENT SOUTH IS OF TOTAL VOLUME
12	14	15	2	17	4,792	8.54	194	56,128	2,955	1,837	61.67	38.33
6	29	15	2	17	4,791	8.54	195	56,128	2,894	1,897	60.40	39.60
8	5	15	4	18	4,791	8.54	196	56,128	2,882	1,909	60.15	39.85
8	7	15	6	16	4,791	8.54	197	56,128	2,672	2,119	55.77	44.23
8	14	15	6	16	4,789	8.53	198	56,128	2,729	2,060	56.98	43.02
3	3	15	3	17	4,788	8.53	199	56,128	2,858	1,930	59.69	40.31
8	26	15	4	18	4,787	8.53	200	56,128	2,849	1,938	59.52	40.48



AADT= 120604 K 30 FACTOR= 8.53 K 100 FACTOR= 8.37 K 200 FACTOR= 8.03 D 30 FACTOR= 55.17



MO	DY	YR	DAY OF WK	HR	HR VOL	PERCENT OF AADT	HOUR NUMBER	AADT	NORTH VOLUME	SOUTH VOLUME	PERCENT NORTH IS OF TOTAL VOLUME	PERCENT SOUTH IS OF TOTAL VOLUME
3	12	15	5	8	10,553	8.75	1	120,604	4,926	5,627	46.68	53.32
4	23	15	5	8	10,524	8.73	2	120,604	4,708	5,816	44.74	55.26
6	1	15	2	8	10,501	8.71	3	120,604	4,688	5,813	44.64	55.36
4	30	15	5	8	10,494	8.70	4	120,604	4,564	5,930	43.49	56.51
3	23	15	2	8	10,488	8.70	5	120,604	4,755	5,733	45.34	54.66
4	27	15	2	8	10,461	8.67	6	120,604	4,583	5,878	43.81	56.19
4	21	15	3	8	10,458	8.67	7	120,604	4,611	5,847	44.09	55.91
4	28	15	3	8	10,454	8.67	8	120,604	4,544	5,910	43.47	56.53
3	18	15	4	8	10,453	8.67	9	120,604	4,842	5,611	46.32	53.68
3	30	15	2	8	10,439	8.66	10	120,604	4,776	5,663	45.75	54.25
9	10	15	5	8	10,435	8.65	11	120,604	4,714	5,721	45.17	54.83
4	13	15	2	8	10,388	8.61	12	120,604	4,734	5,654	45.57	54.43
4	1	15	4	8	10,384	8.61	13	120,604	4,834	5,550	46.55	53.45

MO	DY	YR	DAY OF WK	HR	HR VOL	PERCENT OF AADT	HOUR NUMBER	AADT	NORTH VOLUME	SOUTH VOLUME	PERCENT NORTH IS OF TOTAL VOLUME	PERCENT SOUTH IS OF TOTAL VOLUME
3	9	15	2	8	10,383	8.61	14	120,604	4,819	5,564	46.41	53.59
5	15	15	6	8	10,370	8.60	15	120,604	4,615	5,755	44.50	55.50
10	14	15	4	8	10,367	8.60	16	120,604	4,708	5,659	45.41	54.59
4	20	15	2	8	10,366	8.60	17	120,604	4,562	5,804	44.01	55.99
2	23	15	2	8	10,355	8.59	18	120,604	4,753	5,602	45.90	54.10
4	29	15	4	8	10,354	8.59	19	120,604	4,633	5,721	44.75	55.25
3	6	15	6	8	10,352	8.58	20	120,604	4,707	5,645	45.47	54.53
10	13	15	3	8	10,338	8.57	21	120,604	4,587	5,751	44.37	55.63
2	17	15	3	8	10,325	8.56	22	120,604	4,611	5,714	44.66	55.34
5	1	15	6	8	10,321	8.56	23	120,604	4,699	5,622	45.53	54.47
2	25	15	4	8	10,320	8.56	24	120,604	4,780	5,540	46.32	53.68
3	5	15	5	8	10,316	8.55	25	120,604	4,740	5,576	45.95	54.05
4	15	15	4	8	10,310	8.55	26	120,604	4,489	5,821	43.54	56.46
6	4	15	5	8	10,309	8.55	27	120,604	4,437	5,872	43.04	56.96
4	14	15	3	8	10,303	8.54	28	120,604	4,524	5,779	43.91	56.09
6	30	15	3	8	10,302	8.54	29	120,604	4,640	5,662	45.04	54.96
4	7	15	3	8	10,292	8.53	30	120,604	4,614	5,678	44.83	55.17
10	12	15	2	8	10,289	8.53	31	120,604	4,679	5,610	45.48	54.52
2	18	15	4	8	10,284	8.53	32	120,604	4,632	5,652	45.04	54.96
9	2	15	4	8	10,283	8.53	33	120,604	4,611	5,672	44.84	55.16
10	5	15	2	8	10,277	8.52	34	120,604	4,576	5,701	44.53	55.47
5	27	15	4	8	10,273	8.52	35	120,604	4,542	5,731	44.21	55.79
5	21	15	5	8	10,266	8.51	36	120,604	4,618	5,648	44.98	55.02
3	17	15	3	8	10,264	8.51	37	120,604	4,813	5,451	46.89	53.11
4	16	15	5	8	10,261	8.51	38	120,604	4,568	5,693	44.52	55.48
7	1	15	4	8	10,259	8.51	39	120,604	4,594	5,665	44.78	55.22
2	11	15	4	8	10,256	8.50	40	120,604	4,781	5,475	46.62	53.38
6	29	15	2	8	10,256	8.50	41	120,604	4,672	5,584	45.55	54.45
5	13	15	4	8	10,248	8.50	42	120,604	4,652	5,596	45.39	54.61
4	9	15	5	8	10,244	8.49	43	120,604	4,665	5,579	45.54	54.46
10	15	15	5	8	10,241	8.49	44	120,604	4,723	5,518	46.12	53.88
1	14	15	4	8	10,238	8.49	45	120,604	4,597	5,641	44.90	55.10
5	18	15	2	8	10,237	8.49	46	120,604	4,493	5,744	43.89	56.11
6	2	15	3	8	10,237	8.49	47	120,604	4,553	5,684	44.48	55.52
6	3	15	4	8	10,237	8.49	48	120,604	4,638	5,599	45.31	54.69
5	8	15	6	8	10,235	8.49	49	120,604	4,462	5,773	43.60	56.40
4	24	15	6	8	10,234	8.49	50	120,604	4,624	5,610	45.18	54.82
3	26	15	5	8	10,228	8.48	51	120,604	4,638	5,590	45.35	54.65
5	29	15	6	8	10,227	8.48	52	120,604	4,547	5,680	44.46	55.54
11	12	15	5	8	10,225	8.48	53	120,604	4,648	5,577	45.46	54.54
5	12	15	3	8	10,223	8.48	54	120,604	4,606	5,617	45.06	54.94
3	16	15	2	8	10,222	8.48	55	120,604	4,811	5,411	47.07	52.93
8	6	15	5	8	10,217	8.47	56	120,604	4,622	5,595	45.24	54.76
2	3	15	3	8	10,215	8.47	57	120,604	4,619	5,596	45.22	54.78
2	12	15	5	8	10,214	8.47	58	120,604	4,788	5,426	46.88	53.12

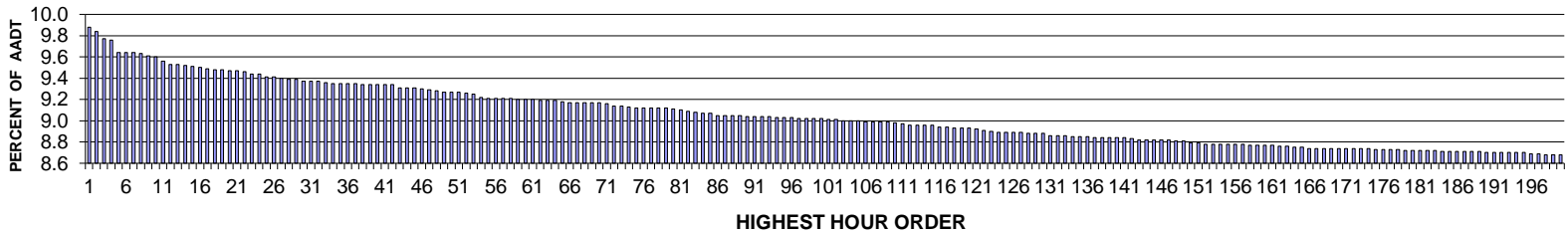
MO	DY	YR	DAY OF WK	HR	HR VOL	PERCENT OF AADT	HOUR NUMBER	AADT	NORTH VOLUME	SOUTH VOLUME	PERCENT NORTH IS OF TOTAL VOLUME	PERCENT SOUTH IS OF TOTAL VOLUME
8	26	15	4	8	10,213	8.47	59	120,604	4,679	5,534	45.81	54.19
2	9	15	2	8	10,212	8.47	60	120,604	4,768	5,444	46.69	53.31
2	26	15	5	8	10,210	8.47	61	120,604	4,771	5,439	46.73	53.27
5	28	15	5	8	10,208	8.46	62	120,604	4,503	5,705	44.11	55.89
4	17	15	6	8	10,207	8.46	63	120,604	4,581	5,626	44.88	55.12
5	6	15	4	8	10,194	8.45	64	120,604	4,376	5,818	42.93	57.07
9	3	15	5	8	10,192	8.45	65	120,604	4,638	5,554	45.51	54.49
7	9	15	5	8	10,190	8.45	66	120,604	4,614	5,576	45.28	54.72
6	5	15	6	8	10,188	8.45	67	120,604	4,536	5,652	44.52	55.48
5	19	15	3	8	10,183	8.44	68	120,604	4,535	5,648	44.54	55.46
7	16	15	5	8	10,183	8.44	69	120,604	4,519	5,664	44.38	55.62
2	10	15	3	8	10,181	8.44	70	120,604	4,689	5,492	46.06	53.94
9	16	15	4	8	10,178	8.44	71	120,604	4,490	5,688	44.11	55.89
5	11	15	2	8	10,174	8.44	72	120,604	4,485	5,689	44.08	55.92
8	11	15	3	8	10,173	8.44	73	120,604	4,529	5,644	44.52	55.48
8	5	15	4	8	10,172	8.43	74	120,604	4,633	5,539	45.55	54.45
3	31	15	3	8	10,171	8.43	75	120,604	4,552	5,619	44.75	55.25
1	7	15	4	8	10,170	8.43	76	120,604	4,746	5,424	46.67	53.33
6	12	15	6	8	10,169	8.43	77	120,604	4,589	5,580	45.13	54.87
3	2	15	2	8	10,165	8.43	78	120,604	4,474	5,691	44.01	55.99
8	4	15	3	8	10,163	8.43	79	120,604	4,606	5,557	45.32	54.68
4	3	15	6	8	10,160	8.42	80	120,604	4,510	5,650	44.39	55.61
3	19	15	5	8	10,155	8.42	81	120,604	4,638	5,517	45.67	54.33
3	27	15	6	8	10,153	8.42	82	120,604	4,527	5,626	44.59	55.41
2	19	15	5	8	10,147	8.41	83	120,604	4,547	5,600	44.81	55.19
10	1	15	5	8	10,145	8.41	84	120,604	4,583	5,562	45.17	54.83
7	30	15	5	8	10,135	8.40	85	120,604	4,634	5,501	45.72	54.28
4	22	15	4	8	10,134	8.40	86	120,604	4,570	5,564	45.10	54.90
11	16	15	2	8	10,133	8.40	87	120,604	4,550	5,583	44.90	55.10
7	14	15	3	8	10,130	8.40	88	120,604	4,584	5,546	45.25	54.75
6	10	15	4	8	10,126	8.40	89	120,604	4,536	5,590	44.80	55.20
10	6	15	3	8	10,125	8.40	90	120,604	4,588	5,537	45.31	54.69
1	15	15	5	8	10,124	8.39	91	120,604	4,844	5,280	47.85	52.15
10	8	15	5	8	10,123	8.39	92	120,604	4,591	5,532	45.35	54.65
6	23	15	3	8	10,113	8.39	93	120,604	4,611	5,502	45.59	54.41
7	7	15	3	8	10,113	8.39	94	120,604	4,480	5,633	44.30	55.70
5	4	15	2	8	10,111	8.38	95	120,604	4,315	5,796	42.68	57.32
10	21	15	4	8	10,109	8.38	96	120,604	4,677	5,432	46.27	53.73
6	9	15	3	8	10,107	8.38	97	120,604	4,428	5,679	43.81	56.19
6	24	15	4	8	10,099	8.37	98	120,604	4,494	5,605	44.50	55.50
10	19	15	2	8	10,099	8.37	99	120,604	4,639	5,460	45.94	54.06
7	23	15	5	8	10,098	8.37	100	120,604	4,506	5,592	44.62	55.38
9	18	15	6	8	10,091	8.37	101	120,604	4,545	5,546	45.04	54.96
4	2	15	5	8	10,090	8.37	102	120,604	4,686	5,404	46.44	53.56
9	1	15	3	8	10,089	8.37	103	120,604	4,570	5,519	45.30	54.70

MO	DY	YR	DAY OF WK	HR	HR VOL	PERCENT OF AADT	HOUR NUMBER	AADT	NORTH VOLUME	SOUTH VOLUME	PERCENT NORTH IS OF TOTAL VOLUME	PERCENT SOUTH IS OF TOTAL VOLUME
7	13	15	2	8	10,086	8.36	104	120,604	4,582	5,504	45.43	54.57
7	15	15	4	8	10,083	8.36	105	120,604	4,446	5,637	44.09	55.91
8	12	15	4	8	10,067	8.35	106	120,604	4,594	5,473	45.63	54.37
6	25	15	5	8	10,060	8.34	107	120,604	4,551	5,509	45.24	54.76
9	21	15	2	8	10,060	8.34	108	120,604	4,438	5,622	44.12	55.88
1	21	15	4	8	10,055	8.34	109	120,604	4,791	5,264	47.65	52.35
1	13	15	3	8	10,052	8.33	110	120,604	4,678	5,374	46.54	53.46
9	8	15	3	8	10,052	8.33	111	120,604	4,681	5,371	46.57	53.43
6	8	15	2	8	10,050	8.33	112	120,604	4,528	5,522	45.05	54.95
7	29	15	4	8	10,049	8.33	113	120,604	4,630	5,419	46.07	53.93
8	24	15	2	8	10,043	8.33	114	120,604	4,636	5,407	46.16	53.84
1	6	15	3	8	10,036	8.32	115	120,604	4,698	5,338	46.81	53.19
1	29	15	5	8	10,029	8.32	116	120,604	4,800	5,229	47.86	52.14
9	15	15	3	8	10,026	8.31	117	120,604	4,789	5,237	47.77	52.23
6	22	15	2	8	10,017	8.31	118	120,604	4,542	5,475	45.34	54.66
11	18	15	4	8	10,012	8.30	119	120,604	4,627	5,385	46.21	53.79
2	13	15	6	8	10,005	8.30	120	120,604	4,562	5,443	45.60	54.40
5	26	15	3	8	10,005	8.30	121	120,604	4,652	5,353	46.50	53.50
8	27	15	5	8	10,005	8.30	122	120,604	4,534	5,471	45.32	54.68
6	18	15	5	8	9,995	8.29	123	120,604	4,316	5,679	43.18	56.82
7	20	15	2	8	9,986	8.28	124	120,604	4,572	5,414	45.78	54.22
8	13	15	5	8	9,983	8.28	125	120,604	4,228	5,755	42.35	57.65
3	25	15	4	8	9,978	8.27	126	120,604	4,493	5,485	45.03	54.97
4	8	15	4	8	9,977	8.27	127	120,604	4,628	5,349	46.39	53.61
9	30	15	4	8	9,969	8.27	128	120,604	4,472	5,497	44.86	55.14
9	28	15	2	8	9,968	8.27	129	120,604	4,491	5,477	45.05	54.95
8	3	15	2	8	9,967	8.26	130	120,604	4,432	5,535	44.47	55.53
1	28	15	4	8	9,961	8.26	131	120,604	4,727	5,234	47.46	52.54
11	10	15	3	8	9,955	8.25	132	120,604	4,474	5,481	44.94	55.06
3	13	15	6	8	9,953	8.25	133	120,604	4,504	5,449	45.25	54.75
8	31	15	2	8	9,952	8.25	134	120,604	4,559	5,393	45.81	54.19
7	10	15	6	8	9,947	8.25	135	120,604	4,518	5,429	45.42	54.58
10	27	15	3	8	9,943	8.24	136	120,604	4,635	5,308	46.62	53.38
11	23	15	2	8	9,932	8.24	137	120,604	4,551	5,381	45.82	54.18
10	16	15	6	8	9,931	8.23	138	120,604	4,370	5,561	44.00	56.00
1	12	15	2	17	9,922	8.23	139	120,604	6,009	3,913	60.56	39.44
3	20	15	6	8	9,914	8.22	140	120,604	4,492	5,422	45.31	54.69
7	28	15	3	8	9,910	8.22	141	120,604	4,616	5,294	46.58	53.42
6	19	15	6	8	9,906	8.21	142	120,604	4,413	5,493	44.55	55.45
2	4	15	4	8	9,904	8.21	143	120,604	4,722	5,182	47.68	52.32
10	29	15	5	8	9,903	8.21	144	120,604	4,566	5,337	46.11	53.89
8	21	15	6	8	9,897	8.21	145	120,604	4,416	5,481	44.62	55.38
1	20	15	3	8	9,894	8.20	146	120,604	4,829	5,065	48.81	51.19
8	17	15	2	8	9,894	8.20	147	120,604	4,475	5,419	45.23	54.77
12	1	15	3	8	9,890	8.20	148	120,604	4,605	5,285	46.56	53.44

MO	DY	YR	DAY OF WK	HR	HR VOL	PERCENT OF AADT	HOUR NUMBER	AADT	NORTH VOLUME	SOUTH VOLUME	PERCENT NORTH IS OF TOTAL VOLUME	PERCENT SOUTH IS OF TOTAL VOLUME
1	8	15	5	8	9,885	8.20	149	120,604	4,781	5,104	48.37	51.63
8	19	15	4	8	9,877	8.19	150	120,604	4,419	5,458	44.74	55.26
2	11	15	4	18	9,873	8.19	151	120,604	5,841	4,032	59.16	40.84
7	6	15	2	8	9,873	8.19	152	120,604	4,323	5,550	43.79	56.21
9	22	15	3	8	9,873	8.19	153	120,604	4,360	5,513	44.16	55.84
4	1	15	4	18	9,869	8.18	154	120,604	5,908	3,961	59.86	40.14
7	27	15	2	8	9,863	8.18	155	120,604	4,437	5,426	44.99	55.01
5	5	15	3	8	9,862	8.18	156	120,604	4,342	5,520	44.03	55.97
8	20	15	5	8	9,861	8.18	157	120,604	4,565	5,296	46.29	53.71
2	24	15	3	8	9,860	8.18	158	120,604	4,621	5,239	46.87	53.13
9	14	15	2	8	9,860	8.18	159	120,604	4,633	5,227	46.99	53.01
10	20	15	3	8	9,860	8.18	160	120,604	4,631	5,229	46.97	53.03
10	2	15	6	8	9,850	8.17	161	120,604	4,510	5,340	45.79	54.21
3	10	15	3	8	9,846	8.16	162	120,604	4,766	5,080	48.41	51.59
10	9	15	6	8	9,846	8.16	163	120,604	4,327	5,519	43.95	56.05
5	14	15	5	8	9,833	8.15	164	120,604	4,231	5,602	43.03	56.97
1	12	15	2	8	9,820	8.14	165	120,604	4,771	5,049	48.58	51.42
8	25	15	3	8	9,817	8.14	166	120,604	4,631	5,186	47.17	52.83
1	26	15	2	8	9,804	8.13	167	120,604	4,721	5,083	48.15	51.85
7	17	15	6	8	9,801	8.13	168	120,604	4,399	5,402	44.88	55.12
5	7	15	5	8	9,800	8.13	169	120,604	4,548	5,252	46.41	53.59
7	2	15	5	8	9,793	8.12	170	120,604	4,441	5,352	45.35	54.65
12	2	15	4	8	9,793	8.12	171	120,604	4,580	5,213	46.77	53.23
2	24	15	3	18	9,787	8.11	172	120,604	5,920	3,867	60.49	39.51
3	10	15	3	17	9,784	8.11	173	120,604	5,884	3,900	60.14	39.86
6	26	15	6	8	9,772	8.10	174	120,604	4,462	5,310	45.66	54.34
10	22	15	5	8	9,770	8.10	175	120,604	4,588	5,182	46.96	53.04
7	22	15	4	8	9,768	8.10	176	120,604	4,555	5,213	46.63	53.37
12	7	15	2	8	9,767	8.10	177	120,604	4,453	5,314	45.59	54.41
5	20	15	4	8	9,764	8.10	178	120,604	4,676	5,088	47.89	52.11
1	27	15	3	8	9,759	8.09	179	120,604	4,735	5,024	48.52	51.48
5	22	15	6	8	9,759	8.09	180	120,604	4,393	5,366	45.01	54.99
11	19	15	5	8	9,755	8.09	181	120,604	4,615	5,140	47.31	52.69
12	11	15	6	8	9,755	8.09	182	120,604	4,386	5,369	44.96	55.04
1	22	15	5	8	9,753	8.09	183	120,604	4,719	5,034	48.39	51.61
2	27	15	6	8	9,752	8.09	184	120,604	4,517	5,235	46.32	53.68
6	11	15	5	8	9,751	8.09	185	120,604	4,313	5,438	44.23	55.77
1	16	15	6	8	9,746	8.08	186	120,604	4,578	5,168	46.97	53.03
12	14	15	2	8	9,745	8.08	187	120,604	4,404	5,341	45.19	54.81
9	23	15	4	8	9,739	8.08	188	120,604	4,088	5,651	41.98	58.02
1	7	15	4	18	9,730	8.07	189	120,604	5,842	3,888	60.04	39.96
3	11	15	4	17	9,727	8.07	190	120,604	5,738	3,989	58.99	41.01
2	10	15	3	17	9,726	8.06	191	120,604	5,728	3,998	58.89	41.11
6	16	15	3	8	9,724	8.06	192	120,604	4,307	5,417	44.29	55.71
12	15	15	3	8	9,718	8.06	193	120,604	4,522	5,196	46.53	53.47

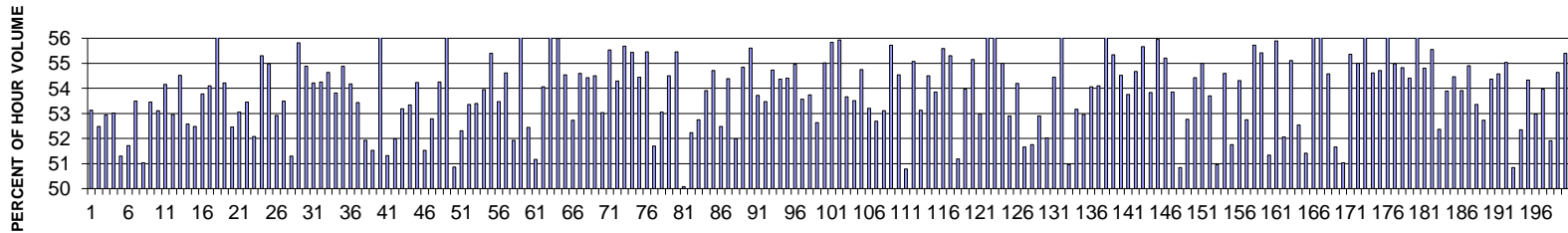
MO	DY	YR	DAY OF WK	HR	HR VOL	PERCENT OF AADT	HOUR NUMBER	AADT	NORTH VOLUME	SOUTH VOLUME	PERCENT NORTH IS OF TOTAL VOLUME	PERCENT SOUTH IS OF TOTAL VOLUME
9	9	15	4	8	9,714	8.05	194	120,604	4,375	5,339	45.04	54.96
2	9	15	2	17	9,713	8.05	195	120,604	5,686	4,027	58.54	41.46
3	16	15	2	17	9,713	8.05	196	120,604	5,667	4,046	58.34	41.66
9	11	15	6	8	9,712	8.05	197	120,604	4,291	5,421	44.18	55.82
3	16	15	2	18	9,702	8.04	198	120,604	5,834	3,868	60.13	39.87
3	24	15	3	8	9,690	8.03	199	120,604	4,470	5,220	46.13	53.87
3	11	15	4	8	9,688	8.03	200	120,604	4,602	5,086	47.50	52.50

**SR 090 MP 278.80 SPOKANE/ROSAMOND ADC SITE R118
K FOR PEAK 200 HOURS OF 2015**



AADT= 78379 K 30 FACTOR= 9.37 K 100 FACTOR= 9.02 K 200 FACTOR= 8.68 D 30 FACTOR= 54.88

**SR 090 MP 278.80 SPOKANE/ROSAMOND ADC SITE R118
D % IN THE PEAK 200 HOURS OF 2015**



MO	DY	YR	DAY OF WK	HR	HR VOL	PERCENT OF AADT	HOUR NUMBER	AADT	NORTH VOLUME	SOUTH VOLUME	PERCENT NORTH IS OF TOTAL VOLUME	PERCENT SOUTH IS OF TOTAL VOLUME
5	15	15	6	17	7,742	9.88	1	78,379	4,113	3,629	53.13	46.87
5	8	15	6	17	7,716	9.84	2	78,379	4,050	3,666	52.49	47.51
10	9	15	6	17	7,655	9.77	3	78,379	4,052	3,603	52.93	47.07
10	16	15	6	17	7,647	9.76	4	78,379	4,054	3,593	53.01	46.99
5	1	15	6	17	7,553	9.64	5	78,379	3,874	3,679	51.29	48.71
8	7	15	6	17	7,553	9.64	6	78,379	3,906	3,647	51.71	48.29
9	18	15	6	17	7,552	9.64	7	78,379	4,040	3,512	53.50	46.50
9	11	15	6	17	7,549	9.63	8	78,379	3,853	3,696	51.04	48.96
5	8	15	6	16	7,536	9.61	9	78,379	4,028	3,508	53.45	46.55
6	12	15	6	17	7,524	9.60	10	78,379	3,996	3,528	53.11	46.89
7	17	15	6	16	7,496	9.56	11	78,379	4,060	3,436	54.16	45.84
10	2	15	6	17	7,473	9.53	12	78,379	3,958	3,515	52.96	47.04
10	9	15	6	16	7,472	9.53	13	78,379	4,074	3,398	54.52	45.48

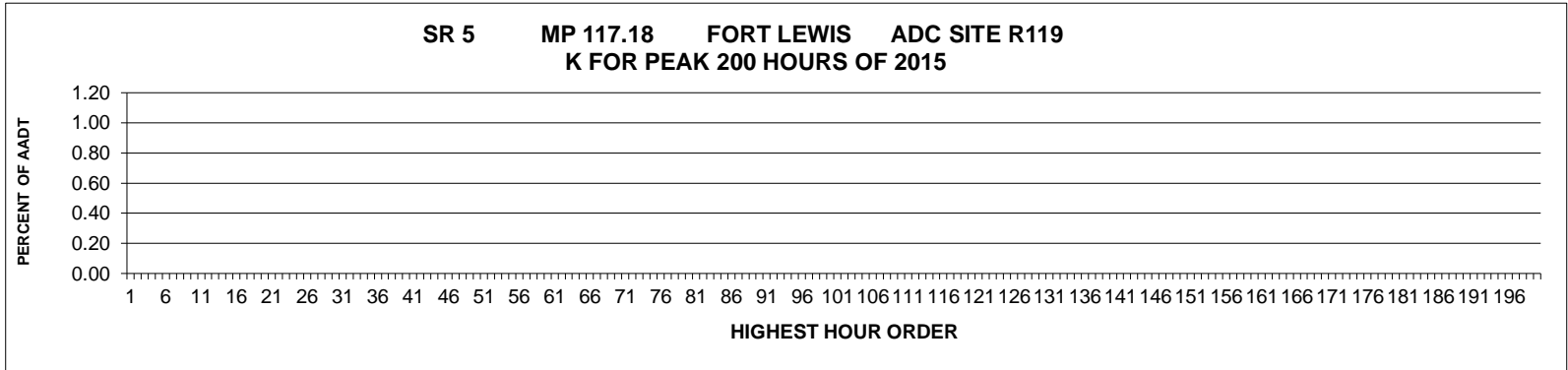
MO	DY	YR	DAY OF WK	HR	HR VOL	PERCENT OF AADT	HOUR NUMBER	AADT	NORTH VOLUME	SOUTH VOLUME	PERCENT NORTH IS OF TOTAL VOLUME	PERCENT SOUTH IS OF TOTAL VOLUME
7	24	15	6	17	7,465	9.52	14	78,379	3,925	3,540	52.58	47.42
4	24	15	6	17	7,453	9.51	15	78,379	3,911	3,542	52.48	47.52
11	6	15	6	17	7,448	9.50	16	78,379	4,005	3,443	53.77	46.23
4	17	15	6	17	7,438	9.49	17	78,379	4,025	3,413	54.11	45.89
7	16	15	5	17	7,431	9.48	18	78,379	4,178	3,253	56.22	43.78
6	5	15	6	16	7,427	9.48	19	78,379	4,026	3,401	54.21	45.79
10	23	15	6	17	7,420	9.47	20	78,379	3,893	3,527	52.47	47.53
7	2	15	5	16	7,419	9.47	21	78,379	3,936	3,483	53.05	46.95
5	21	15	5	17	7,418	9.46	22	78,379	3,966	3,452	53.46	46.54
6	12	15	6	16	7,402	9.44	23	78,379	3,855	3,547	52.08	47.92
10	15	15	5	17	7,401	9.44	24	78,379	4,093	3,308	55.30	44.70
11	25	15	4	16	7,377	9.41	25	78,379	4,056	3,321	54.98	45.02
7	31	15	6	17	7,372	9.41	26	78,379	3,901	3,471	52.92	47.08
7	30	15	5	17	7,364	9.40	27	78,379	3,939	3,425	53.49	46.51
7	10	15	6	17	7,362	9.39	28	78,379	3,776	3,586	51.29	48.71
5	7	15	5	17	7,359	9.39	29	78,379	4,107	3,252	55.81	44.19
9	25	15	6	16	7,347	9.37	30	78,379	4,032	3,315	54.88	45.12
8	6	15	5	17	7,344	9.37	31	78,379	3,981	3,363	54.21	45.79
6	18	15	5	17	7,343	9.37	32	78,379	3,984	3,359	54.26	45.74
6	26	15	6	17	7,336	9.36	33	78,379	4,008	3,328	54.63	45.37
10	16	15	6	16	7,330	9.35	34	78,379	3,944	3,386	53.81	46.19
4	17	15	6	16	7,329	9.35	35	78,379	4,023	3,306	54.89	45.11
7	23	15	5	17	7,329	9.35	36	78,379	3,970	3,359	54.17	45.83
7	24	15	6	16	7,328	9.35	37	78,379	3,916	3,412	53.44	46.56
4	3	15	6	17	7,323	9.34	38	78,379	3,802	3,521	51.92	48.08
8	7	15	6	16	7,322	9.34	39	78,379	3,773	3,549	51.53	48.47
6	4	15	5	17	7,321	9.34	40	78,379	4,167	3,154	56.92	43.08
9	25	15	6	17	7,321	9.34	41	78,379	3,757	3,564	51.32	48.68
7	10	15	6	16	7,317	9.34	42	78,379	3,804	3,513	51.99	48.01
6	19	15	6	17	7,300	9.31	43	78,379	3,882	3,418	53.18	46.82
5	29	15	6	17	7,297	9.31	44	78,379	3,892	3,405	53.34	46.66
5	1	15	6	16	7,295	9.31	45	78,379	3,957	3,338	54.24	45.76
3	6	15	6	17	7,289	9.30	46	78,379	3,755	3,534	51.52	48.48
9	4	15	6	16	7,282	9.29	47	78,379	3,844	3,438	52.79	47.21
10	2	15	6	16	7,275	9.28	48	78,379	3,947	3,328	54.25	45.75
10	22	15	5	17	7,264	9.27	49	78,379	4,069	3,195	56.02	43.98
5	22	15	6	17	7,263	9.27	50	78,379	3,694	3,569	50.86	49.14
11	13	15	6	17	7,262	9.27	51	78,379	3,799	3,463	52.31	47.69
7	17	15	6	17	7,256	9.26	52	78,379	3,872	3,384	53.36	46.64
9	18	15	6	16	7,247	9.25	53	78,379	3,870	3,377	53.40	46.60
9	17	15	5	17	7,225	9.22	54	78,379	3,898	3,327	53.95	46.05
11	6	15	6	16	7,220	9.21	55	78,379	4,000	3,220	55.40	44.60
3	13	15	6	17	7,219	9.21	56	78,379	3,861	3,358	53.48	46.52
5	28	15	5	17	7,219	9.21	57	78,379	3,942	3,277	54.61	45.39
5	22	15	6	16	7,217	9.21	58	78,379	3,747	3,470	51.92	48.08

MO	DY	YR	DAY OF WK	HR	HR VOL	PERCENT OF AADT	HOUR NUMBER	AADT	NORTH VOLUME	SOUTH VOLUME	PERCENT NORTH IS OF TOTAL VOLUME	PERCENT SOUTH IS OF TOTAL VOLUME
5	14	15	5	17	7,211	9.20	59	78,379	4,084	3,127	56.64	43.36
4	10	15	6	17	7,210	9.20	60	78,379	3,781	3,429	52.44	47.56
11	20	15	6	17	7,208	9.20	61	78,379	3,688	3,520	51.17	48.83
4	2	15	5	17	7,205	9.19	62	78,379	3,895	3,310	54.06	45.94
4	30	15	5	17	7,205	9.19	63	78,379	4,049	3,156	56.20	43.80
7	15	15	4	17	7,202	9.19	64	78,379	4,033	3,169	56.00	44.00
10	8	15	5	17	7,195	9.18	65	78,379	3,925	3,270	54.55	45.45
5	15	15	6	16	7,191	9.17	66	78,379	3,792	3,399	52.73	47.27
11	25	15	4	17	7,188	9.17	67	78,379	3,924	3,264	54.59	45.41
4	3	15	6	16	7,184	9.17	68	78,379	3,910	3,274	54.43	45.57
7	31	15	6	16	7,184	9.17	69	78,379	3,915	3,269	54.50	45.50
8	21	15	6	17	7,184	9.17	70	78,379	3,810	3,374	53.03	46.97
5	20	15	4	17	7,180	9.16	71	78,379	3,987	3,193	55.53	44.47
4	24	15	6	16	7,165	9.14	72	78,379	3,890	3,275	54.29	45.71
9	30	15	4	17	7,160	9.14	73	78,379	3,987	3,173	55.68	44.32
6	3	15	4	17	7,157	9.13	74	78,379	3,968	3,189	55.44	44.56
11	23	15	2	17	7,148	9.12	75	78,379	3,892	3,256	54.45	45.55
10	23	15	6	16	7,147	9.12	76	78,379	3,964	3,183	55.46	44.54
9	4	15	6	17	7,146	9.12	77	78,379	3,452	3,694	48.31	51.69
3	27	15	6	16	7,145	9.12	78	78,379	3,791	3,354	53.06	46.94
10	29	15	5	17	7,145	9.12	79	78,379	3,894	3,251	54.50	45.50
7	9	15	5	17	7,139	9.11	80	78,379	3,959	3,180	55.46	44.54
6	5	15	6	17	7,133	9.10	81	78,379	3,561	3,572	49.92	50.08
7	2	15	5	17	7,122	9.09	82	78,379	3,720	3,402	52.23	47.77
5	21	15	5	16	7,116	9.08	83	78,379	3,754	3,362	52.75	47.25
11	20	15	6	16	7,110	9.07	84	78,379	3,833	3,277	53.91	46.09
10	14	15	4	17	7,107	9.07	85	78,379	3,888	3,219	54.71	45.29
8	21	15	6	16	7,095	9.05	86	78,379	3,724	3,371	52.49	47.51
10	1	15	5	17	7,094	9.05	87	78,379	3,858	3,236	54.38	45.62
2	13	15	6	17	7,092	9.05	88	78,379	3,687	3,405	51.99	48.01
6	11	15	5	17	7,090	9.05	89	78,379	3,889	3,201	54.85	45.15
4	23	15	5	17	7,089	9.04	90	78,379	3,942	3,147	55.61	44.39
7	31	15	6	15	7,087	9.04	91	78,379	3,808	3,279	53.73	46.27
8	13	15	5	17	7,083	9.04	92	78,379	3,788	3,295	53.48	46.52
8	18	15	3	17	7,083	9.04	93	78,379	3,877	3,206	54.74	45.26
8	10	15	2	17	7,081	9.03	94	78,379	3,850	3,231	54.37	45.63
8	28	15	6	16	7,080	9.03	95	78,379	3,852	3,228	54.41	45.59
6	10	15	4	17	7,079	9.03	96	78,379	3,891	3,188	54.97	45.03
8	27	15	5	17	7,073	9.02	97	78,379	3,788	3,285	53.56	46.44
2	13	15	6	16	7,071	9.02	98	78,379	3,800	3,271	53.74	46.26
11	25	15	4	15	7,068	9.02	99	78,379	3,720	3,348	52.63	47.37
9	3	15	5	17	7,066	9.02	100	78,379	3,888	3,178	55.02	44.98
8	12	15	4	17	7,062	9.01	101	78,379	3,943	3,119	55.83	44.17
6	24	15	4	17	7,061	9.01	102	78,379	3,950	3,111	55.94	44.06
8	20	15	5	17	7,058	9.00	103	78,379	3,788	3,270	53.67	46.33

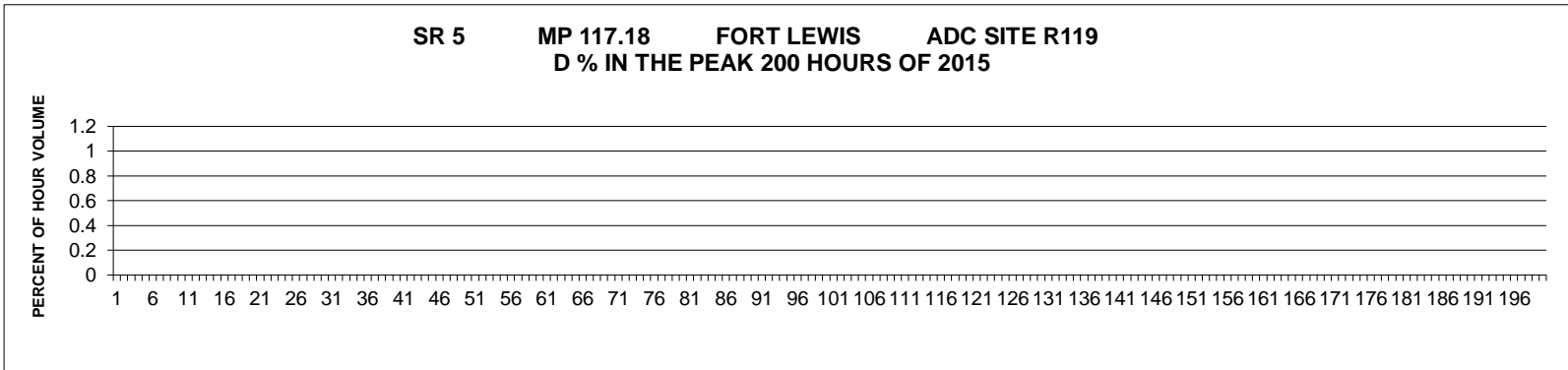
MO	DY	YR	DAY OF WK	HR	HR VOL	PERCENT OF AADT	HOUR NUMBER	AADT	NORTH VOLUME	SOUTH VOLUME	PERCENT NORTH IS OF TOTAL VOLUME	PERCENT SOUTH IS OF TOTAL VOLUME
9	24	15	5	17	7,058	9.00	104	78,379	3,777	3,281	53.51	46.49
8	5	15	4	17	7,051	9.00	105	78,379	3,861	3,190	54.76	45.24
6	19	15	6	16	7,049	8.99	106	78,379	3,750	3,299	53.20	46.80
8	14	15	6	17	7,047	8.99	107	78,379	3,714	3,333	52.70	47.30
9	11	15	6	16	7,044	8.99	108	78,379	3,742	3,302	53.12	46.88
11	17	15	3	16	7,043	8.99	109	78,379	3,925	3,118	55.73	44.27
6	26	15	6	16	7,040	8.98	110	78,379	3,840	3,200	54.55	45.45
8	7	15	6	15	7,031	8.97	111	78,379	3,571	3,460	50.79	49.21
7	14	15	3	17	7,023	8.96	112	78,379	3,868	3,155	55.08	44.92
9	25	15	6	15	7,022	8.96	113	78,379	3,731	3,291	53.13	46.87
7	1	15	4	17	7,020	8.96	114	78,379	3,826	3,194	54.50	45.50
6	25	15	5	17	7,019	8.96	115	78,379	3,780	3,239	53.85	46.15
7	7	15	3	17	7,009	8.94	116	78,379	3,896	3,113	55.59	44.41
4	16	15	5	17	7,005	8.94	117	78,379	3,874	3,131	55.30	44.70
10	2	15	6	18	6,999	8.93	118	78,379	3,582	3,417	51.18	48.82
10	7	15	4	17	6,999	8.93	119	78,379	3,777	3,222	53.96	46.04
7	29	15	4	17	6,996	8.93	120	78,379	3,858	3,138	55.15	44.85
9	18	15	6	18	6,994	8.92	121	78,379	3,705	3,289	52.97	47.03
5	19	15	3	17	6,987	8.91	122	78,379	4,036	2,951	57.76	42.24
10	21	15	4	17	6,977	8.90	123	78,379	3,910	3,067	56.04	43.96
2	12	15	5	17	6,969	8.89	124	78,379	3,833	3,136	55.00	45.00
3	20	15	6	17	6,968	8.89	125	78,379	3,687	3,281	52.91	47.09
5	27	15	4	17	6,968	8.89	126	78,379	3,777	3,191	54.20	45.80
10	30	15	6	17	6,967	8.89	127	78,379	3,600	3,367	51.67	48.33
4	10	15	6	16	6,962	8.88	128	78,379	3,603	3,359	51.75	48.25
3	6	15	6	16	6,961	8.88	129	78,379	3,683	3,278	52.91	47.09
7	30	15	5	16	6,958	8.88	130	78,379	3,620	3,338	52.03	47.97
5	29	15	6	16	6,946	8.86	131	78,379	3,782	3,164	54.45	45.55
8	4	15	3	17	6,945	8.86	132	78,379	3,928	3,017	56.56	43.44
9	4	15	6	15	6,943	8.86	133	78,379	3,538	3,405	50.96	49.04
10	23	15	6	18	6,939	8.85	134	78,379	3,689	3,250	53.16	46.84
2	27	15	6	17	6,938	8.85	135	78,379	3,674	3,264	52.95	47.05
6	17	15	4	17	6,935	8.85	136	78,379	3,750	3,185	54.07	45.93
5	6	15	4	17	6,929	8.84	137	78,379	3,749	3,180	54.11	45.89
5	11	15	2	17	6,929	8.84	138	78,379	3,918	3,011	56.54	43.46
6	2	15	3	17	6,929	8.84	139	78,379	3,835	3,094	55.35	44.65
8	19	15	4	17	6,927	8.84	140	78,379	3,777	3,150	54.53	45.47
8	28	15	6	17	6,925	8.84	141	78,379	3,722	3,203	53.75	46.25
9	16	15	4	17	6,920	8.83	142	78,379	3,783	3,137	54.67	45.33
6	11	15	5	16	6,916	8.82	143	78,379	3,850	3,066	55.67	44.33
7	16	15	5	16	6,914	8.82	144	78,379	3,722	3,192	53.83	46.17
3	12	15	5	17	6,913	8.82	145	78,379	3,868	3,045	55.95	44.05
10	15	15	5	16	6,913	8.82	146	78,379	3,817	3,096	55.21	44.79
7	23	15	5	16	6,912	8.82	147	78,379	3,723	3,189	53.86	46.14
5	8	15	6	18	6,905	8.81	148	78,379	3,511	3,394	50.85	49.15

MO	DY	YR	DAY OF WK	HR	HR VOL	PERCENT OF AADT	HOUR NUMBER	AADT	NORTH VOLUME	SOUTH VOLUME	PERCENT NORTH IS OF TOTAL VOLUME	PERCENT SOUTH IS OF TOTAL VOLUME
7	10	15	6	18	6,903	8.81	149	78,379	3,260	3,643	47.23	52.77
5	7	15	5	16	6,890	8.79	150	78,379	3,750	3,140	54.43	45.57
7	27	15	2	17	6,889	8.79	151	78,379	3,788	3,101	54.99	45.01
10	2	15	6	15	6,884	8.78	152	78,379	3,697	3,187	53.70	46.30
6	12	15	6	18	6,882	8.78	153	78,379	3,507	3,375	50.96	49.04
6	5	15	6	15	6,881	8.78	154	78,379	3,757	3,124	54.60	45.40
8	7	15	6	18	6,881	8.78	155	78,379	3,320	3,561	48.25	51.75
7	13	15	2	17	6,879	8.78	156	78,379	3,736	3,143	54.31	45.69
9	11	15	6	18	6,878	8.78	157	78,379	3,250	3,628	47.25	52.75
6	23	15	3	17	6,876	8.77	158	78,379	3,832	3,044	55.73	44.27
6	22	15	2	17	6,875	8.77	159	78,379	3,810	3,065	55.42	44.58
10	16	15	6	15	6,874	8.77	160	78,379	3,529	3,345	51.34	48.66
4	1	15	4	17	6,871	8.77	161	78,379	3,841	3,030	55.90	44.10
5	15	15	6	18	6,869	8.76	162	78,379	3,576	3,293	52.06	47.94
10	28	15	4	17	6,863	8.76	163	78,379	3,783	3,080	55.12	44.88
6	12	15	6	15	6,862	8.75	164	78,379	3,605	3,257	52.54	47.46
7	17	15	6	15	6,860	8.75	165	78,379	3,527	3,333	51.41	48.59
5	13	15	4	17	6,853	8.74	166	78,379	3,876	2,977	56.56	43.44
9	23	15	4	17	6,852	8.74	167	78,379	3,852	3,000	56.22	43.78
6	18	15	5	16	6,851	8.74	168	78,379	3,739	3,112	54.58	45.42
7	24	15	6	15	6,851	8.74	169	78,379	3,540	3,311	51.67	48.33
10	16	15	6	18	6,851	8.74	170	78,379	3,496	3,355	51.03	48.97
8	17	15	2	17	6,850	8.74	171	78,379	3,792	3,058	55.36	44.64
9	8	15	3	17	6,850	8.74	172	78,379	3,767	3,083	54.99	45.01
7	8	15	4	17	6,848	8.74	173	78,379	3,854	2,994	56.28	43.72
8	11	15	3	17	6,848	8.74	174	78,379	3,740	3,108	54.61	45.39
3	13	15	6	16	6,845	8.73	175	78,379	3,745	3,100	54.71	45.29
4	17	15	6	15	6,842	8.73	176	78,379	3,842	3,000	56.15	43.85
6	9	15	3	17	6,839	8.73	177	78,379	3,760	3,079	54.98	45.02
10	19	15	2	17	6,839	8.73	178	78,379	3,750	3,089	54.83	45.17
11	5	15	5	17	6,837	8.72	179	78,379	3,719	3,118	54.40	45.60
5	5	15	3	17	6,835	8.72	180	78,379	3,896	2,939	57.00	43.00
9	22	15	3	17	6,834	8.72	181	78,379	3,745	3,089	54.80	45.20
5	18	15	2	17	6,832	8.72	182	78,379	3,795	3,037	55.55	44.45
10	9	15	6	15	6,832	8.72	183	78,379	3,578	3,254	52.37	47.63
8	6	15	5	16	6,830	8.71	184	78,379	3,681	3,149	53.89	46.11
4	15	15	4	17	6,828	8.71	185	78,379	3,719	3,109	54.47	45.53
12	11	15	6	17	6,828	8.71	186	78,379	3,681	3,147	53.91	46.09
6	26	15	6	15	6,827	8.71	187	78,379	3,748	3,079	54.90	45.10
7	6	15	2	17	6,827	8.71	188	78,379	3,643	3,184	53.36	46.64
5	22	15	6	15	6,823	8.71	189	78,379	3,598	3,225	52.73	47.27
5	28	15	5	16	6,822	8.70	190	78,379	3,709	3,113	54.37	45.63
8	3	15	2	17	6,822	8.70	191	78,379	3,723	3,099	54.57	45.43
11	4	15	4	17	6,821	8.70	192	78,379	3,754	3,067	55.04	44.96
8	14	15	6	15	6,819	8.70	193	78,379	3,467	3,352	50.84	49.16

MO	DY	YR	DAY OF WK	HR	HR VOL	PERCENT OF AADT	HOUR NUMBER	AADT	NORTH VOLUME	SOUTH VOLUME	PERCENT NORTH IS OF TOTAL VOLUME	PERCENT SOUTH IS OF TOTAL VOLUME
7	17	15	6	18	6,818	8.70	194	78,379	3,569	3,249	52.35	47.65
5	8	15	6	15	6,816	8.70	195	78,379	3,703	3,113	54.33	45.67
2	20	15	6	17	6,809	8.69	196	78,379	3,607	3,202	52.97	47.03
7	27	15	2	16	6,809	8.69	197	78,379	3,674	3,135	53.96	46.04
5	7	15	5	18	6,806	8.68	198	78,379	3,533	3,273	51.91	48.09
11	3	15	3	17	6,802	8.68	199	78,379	3,716	3,086	54.63	45.37
5	26	15	3	17	6,800	8.68	200	78,379	3,767	3,033	55.40	44.60

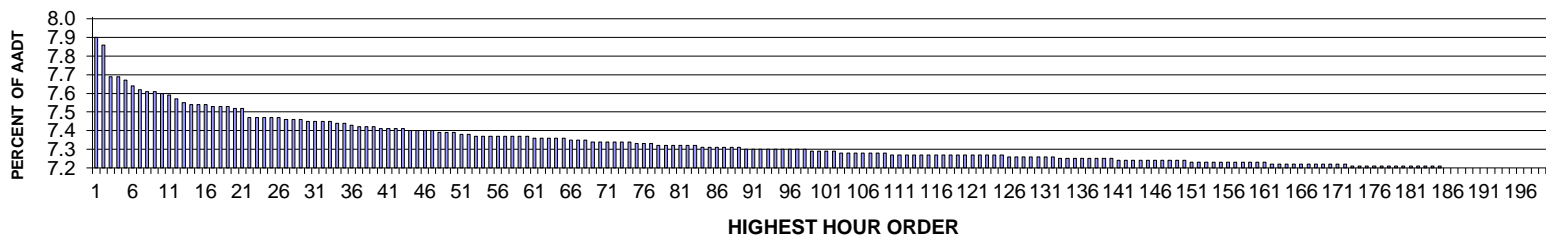


AADT= 0 K 30 FACTOR= 0.00 K 100 FACTOR= 0.00 K 200 FACTOR= 0.00 D 30 FACTOR= 0.00



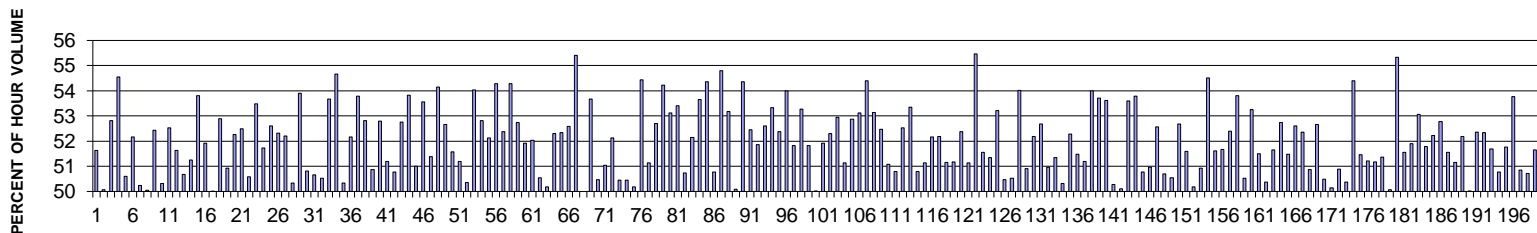
MO	DY	YR	DAY OF WK	HR	HR VOL	PERCENT OF AADT	HOUR NUMBER	AADT	NORTH VOLUME	SOUTH VOLUME	PERCENT NORTH IS OF TOTAL VOLUME	PERCENT SOUTH IS OF TOTAL VOLUME
----	----	----	-----------	----	--------	-----------------	-------------	------	--------------	--------------	----------------------------------	----------------------------------

**SR 5 MP 123.43 THORNE LANE ADC SITE R120
K FOR PEAK 200 HOURS OF 2015**



AADT= 138577 K 30 FACTOR= 7.44 K 100 FACTOR= 7.28 K 200 FACTOR= 7.19 D 30 FACTOR= 50.82

**SR 5 MP 123.43 THORNE LANE ADC SITE R120
D % IN THE PEAK 200 HOURS OF 2015**



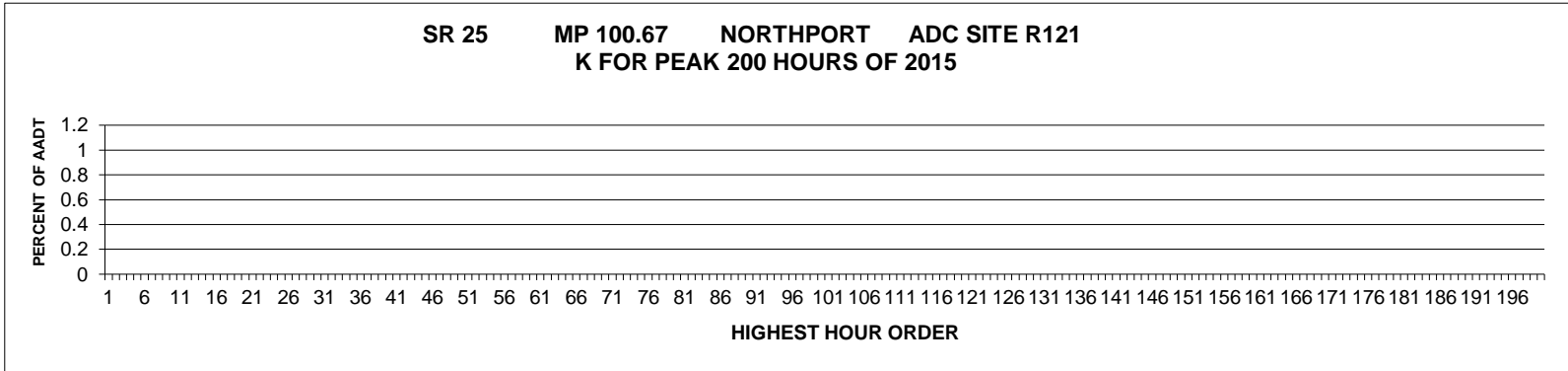
MO	DY	YR	DAY OF WK	HR	HR VOL	PERCENT OF AADT	HOUR NUMBER	AADT	NORTH VOLUME	SOUTH VOLUME	PERCENT IS OF TOTAL VOLUME	PERCENT SOUTH IS OF TOTAL VOLUME
3	13	15	6	15	10,933	7.89	1	138,577	5,645	5,288	51.63	48.37
8	8	15	7	11	10,877	7.85	2	138,577	5,445	5,432	50.06	49.94
4	10	15	6	15	10,642	7.68	3	138,577	5,621	5,021	52.82	47.18
3	13	15	6	16	10,637	7.68	4	138,577	5,802	4,835	54.55	45.45
3	27	15	6	15	10,609	7.66	5	138,577	5,369	5,240	50.61	49.39
8	15	15	7	12	10,576	7.63	6	138,577	5,517	5,059	52.17	47.83
5	1	15	6	14	10,541	7.61	7	138,577	5,296	5,245	50.24	49.76
4	17	15	6	13	10,532	7.60	8	138,577	5,261	5,271	49.95	50.05
3	19	15	5	16	10,526	7.60	9	138,577	5,519	5,007	52.43	47.57
10	2	15	6	15	10,517	7.59	10	138,577	5,291	5,226	50.31	49.69
4	2	15	5	16	10,511	7.58	11	138,577	5,521	4,990	52.53	47.47
6	12	15	6	12	10,474	7.56	12	138,577	5,408	5,066	51.63	48.37
7	25	15	7	12	10,454	7.54	13	138,577	5,298	5,156	50.68	49.32
5	1	15	6	13	10,432	7.53	14	138,577	5,086	5,346	48.75	51.25

MO	DY	YR	DAY OF WK	HR	HR VOL	PERCENT OF AADT	HOUR NUMBER	AADT	NORTH VOLUME	SOUTH VOLUME	PERCENT NORTH IS OF TOTAL VOLUME	PERCENT SOUTH IS OF TOTAL VOLUME
4	30	15	5	17	10,431	7.53	15	138,577	5,613	4,818	53.81	46.19
7	9	15	5	16	10,431	7.53	16	138,577	5,416	5,015	51.92	48.08
4	17	15	6	14	10,426	7.52	17	138,577	5,211	5,215	49.98	50.02
12	31	15	5	13	10,425	7.52	18	138,577	5,514	4,911	52.89	47.11
3	27	15	6	14	10,422	7.52	19	138,577	5,308	5,114	50.93	49.07
4	30	15	5	16	10,408	7.51	20	138,577	5,439	4,969	52.26	47.74
6	24	15	4	16	10,405	7.51	21	138,577	5,462	4,943	52.49	47.51
3	27	15	6	13	10,340	7.46	22	138,577	5,109	5,231	49.41	50.59
6	15	15	2	17	10,337	7.46	23	138,577	5,528	4,809	53.48	46.52
5	7	15	5	8	10,335	7.46	24	138,577	4,989	5,346	48.27	51.73
4	8	15	4	16	10,334	7.46	25	138,577	5,437	4,897	52.61	47.39
9	25	15	6	15	10,334	7.46	26	138,577	5,406	4,928	52.31	47.69
3	25	15	4	16	10,323	7.45	27	138,577	5,390	4,933	52.21	47.79
5	9	15	7	13	10,320	7.45	28	138,577	5,125	5,195	49.66	50.34
5	7	15	5	17	10,319	7.45	29	138,577	5,562	4,757	53.90	46.10
5	8	15	6	14	10,317	7.44	30	138,577	5,074	5,243	49.18	50.82
3	6	15	6	15	10,312	7.44	31	138,577	5,224	5,088	50.66	49.34
3	6	15	6	14	10,310	7.44	32	138,577	5,210	5,100	50.53	49.47
5	5	15	3	17	10,306	7.44	33	138,577	5,532	4,774	53.68	46.32
4	8	15	4	17	10,301	7.43	34	138,577	5,631	4,670	54.66	45.34
6	5	15	6	13	10,290	7.43	35	138,577	5,179	5,111	50.33	49.67
5	7	15	5	16	10,277	7.42	36	138,577	5,360	4,917	52.16	47.84
5	28	15	5	16	10,271	7.41	37	138,577	5,525	4,746	53.79	46.21
10	15	15	5	16	10,269	7.41	38	138,577	5,423	4,846	52.81	47.19
4	3	15	6	15	10,266	7.41	39	138,577	5,045	5,221	49.14	50.86
6	20	15	7	12	10,260	7.40	40	138,577	5,416	4,844	52.79	47.21
5	16	15	7	13	10,256	7.40	41	138,577	5,250	5,006	51.19	48.81
10	23	15	6	15	10,253	7.40	42	138,577	5,205	5,048	50.77	49.23
10	23	15	6	16	10,249	7.40	43	138,577	5,406	4,843	52.75	47.25
3	18	15	4	17	10,241	7.39	44	138,577	5,512	4,729	53.82	46.18
10	2	15	6	13	10,241	7.39	45	138,577	5,018	5,223	49.00	51.00
10	21	15	4	17	10,239	7.39	46	138,577	5,483	4,756	53.55	46.45
8	9	15	1	12	10,237	7.39	47	138,577	5,260	4,977	51.38	48.62
9	10	15	5	17	10,232	7.38	48	138,577	5,541	4,691	54.15	45.85
5	1	15	6	15	10,231	7.38	49	138,577	5,388	4,843	52.66	47.34
7	12	15	1	13	10,230	7.38	50	138,577	5,276	4,954	51.57	48.43
4	10	15	6	14	10,218	7.37	51	138,577	5,231	4,987	51.19	48.81
7	25	15	7	11	10,217	7.37	52	138,577	5,073	5,144	49.65	50.35
4	7	15	3	17	10,206	7.36	53	138,577	5,514	4,692	54.03	45.97
3	26	15	5	16	10,205	7.36	54	138,577	5,390	4,815	52.82	47.18
6	18	15	5	8	10,203	7.36	55	138,577	4,885	5,318	47.88	52.12
4	21	15	3	17	10,201	7.36	56	138,577	5,537	4,664	54.28	45.72
6	3	15	4	17	10,201	7.36	57	138,577	5,342	4,859	52.37	47.63
3	11	15	4	17	10,198	7.36	58	138,577	5,536	4,662	54.29	45.71
10	15	15	5	17	10,194	7.36	59	138,577	5,376	4,818	52.74	47.26
8	8	15	7	12	10,193	7.36	60	138,577	5,292	4,901	51.92	48.08
5	6	15	4	16	10,190	7.35	61	138,577	5,303	4,887	52.04	47.96
5	14	15	5	8	10,188	7.35	62	138,577	5,039	5,149	49.46	50.54
4	10	15	6	13	10,186	7.35	63	138,577	5,111	5,075	50.18	49.82


MO	DY	YR	DAY OF WK	HR	HR VOL	PERCENT OF AADT	HOUR NUMBER	AADT	NORTH VOLUME	SOUTH VOLUME	PERCENT IS OF TOTAL VOLUME	PERCENT SOUTH IS OF TOTAL VOLUME
8	28	15	6	13	10,184	7.35	64	138,577	5,325	4,859	52.29	47.71
5	20	15	4	16	10,182	7.35	65	138,577	5,328	4,854	52.33	47.67
8	3	15	2	16	10,172	7.34	66	138,577	5,348	4,824	52.58	47.42
9	14	15	2	17	10,170	7.34	67	138,577	5,635	4,535	55.41	44.59
6	20	15	7	13	10,169	7.34	68	138,577	5,084	5,085	50.00	50.00
6	13	15	7	12	10,161	7.33	69	138,577	5,454	4,707	53.68	46.32
3	13	15	6	14	10,156	7.33	70	138,577	5,126	5,030	50.47	49.53
4	30	15	5	8	10,156	7.33	71	138,577	4,972	5,184	48.96	51.04
5	14	15	5	16	10,155	7.33	72	138,577	5,294	4,861	52.13	47.87
5	6	15	4	8	10,154	7.33	73	138,577	5,032	5,122	49.56	50.44
5	16	15	7	12	10,151	7.33	74	138,577	5,031	5,120	49.56	50.44
7	23	15	5	15	10,148	7.32	75	138,577	5,055	5,093	49.81	50.19
5	4	15	2	17	10,144	7.32	76	138,577	5,522	4,622	54.44	45.56
9	29	15	3	8	10,139	7.32	77	138,577	4,954	5,185	48.86	51.14
3	24	15	3	16	10,136	7.31	78	138,577	5,342	4,794	52.70	47.30
9	22	15	3	17	10,136	7.31	79	138,577	5,497	4,639	54.23	45.77
5	28	15	5	8	10,135	7.31	80	138,577	4,751	5,384	46.88	53.12
5	27	15	4	17	10,133	7.31	81	138,577	5,412	4,721	53.41	46.59
6	13	15	7	13	10,133	7.31	82	138,577	5,141	4,992	50.74	49.26
9	19	15	7	13	10,129	7.31	83	138,577	5,281	4,848	52.14	47.86
4	7	15	3	16	10,121	7.30	84	138,577	5,430	4,691	53.65	46.35
3	4	15	4	17	10,118	7.30	85	138,577	5,499	4,619	54.35	45.65
5	4	15	2	8	10,116	7.30	86	138,577	5,136	4,980	50.77	49.23
9	15	15	3	17	10,116	7.30	87	138,577	5,543	4,573	54.79	45.21
3	25	15	4	17	10,114	7.30	88	138,577	5,379	4,735	53.18	46.82
3	28	15	7	12	10,111	7.30	89	138,577	5,046	5,065	49.91	50.09
10	14	15	4	17	10,109	7.29	90	138,577	5,495	4,614	54.36	45.64
9	19	15	7	12	10,108	7.29	91	138,577	5,303	4,805	52.46	47.54
6	16	15	3	16	10,107	7.29	92	138,577	5,243	4,864	51.87	48.13
8	15	15	7	13	10,107	7.29	93	138,577	5,317	4,790	52.61	47.39
10	6	15	3	17	10,106	7.29	94	138,577	5,390	4,716	53.33	46.67
5	19	15	3	17	10,103	7.29	95	138,577	5,292	4,811	52.38	47.62
9	16	15	4	17	10,103	7.29	96	138,577	5,456	4,647	54.00	46.00
5	8	15	6	13	10,098	7.29	97	138,577	4,865	5,233	48.18	51.82
10	8	15	5	16	10,096	7.29	98	138,577	5,379	4,717	53.28	46.72
4	23	15	5	16	10,090	7.28	99	138,577	5,229	4,861	51.82	48.18
9	22	15	3	8	10,090	7.28	100	138,577	5,046	5,044	50.01	49.99
4	23	15	5	8	10,087	7.28	101	138,577	4,851	5,236	48.09	51.91
6	18	15	5	16	10,083	7.28	102	138,577	5,272	4,811	52.29	47.71
3	19	15	5	8	10,078	7.27	103	138,577	4,743	5,335	47.06	52.94
8	13	15	5	14	10,078	7.27	104	138,577	5,154	4,924	51.14	48.86
9	4	15	6	12	10,072	7.27	105	138,577	4,747	5,325	47.13	52.87
6	24	15	4	8	10,070	7.27	106	138,577	4,721	5,349	46.88	53.12
9	1	15	3	17	10,070	7.27	107	138,577	5,478	4,592	54.40	45.60
4	14	15	3	8	10,069	7.27	108	138,577	4,718	5,351	46.86	53.14
5	20	15	4	8	10,068	7.27	109	138,577	4,784	5,284	47.52	52.48
5	19	15	3	8	10,067	7.26	110	138,577	4,926	5,141	48.93	51.07
11	4	15	4	8	10,064	7.26	111	138,577	4,952	5,112	49.21	50.79
3	18	15	4	8	10,062	7.26	112	138,577	4,777	5,285	47.48	52.52

MO	DY	YR	DAY OF WK	HR	HR VOL	PERCENT OF AADT	HOUR NUMBER	AADT	NORTH VOLUME	SOUTH VOLUME	PERCENT NORTH IS OF TOTAL VOLUME	PERCENT SOUTH IS OF TOTAL VOLUME
4	22	15	4	17	10,062	7.26	113	138,577	5,368	4,694	53.35	46.65
5	27	15	4	8	10,060	7.26	114	138,577	4,951	5,109	49.21	50.79
8	28	15	6	12	10,060	7.26	115	138,577	5,145	4,915	51.14	48.86
5	16	15	7	16	10,059	7.26	116	138,577	5,248	4,811	52.17	47.83
9	18	15	6	13	10,058	7.26	117	138,577	4,809	5,249	47.81	52.19
9	30	15	4	8	10,058	7.26	118	138,577	4,913	5,145	48.85	51.15
4	15	15	4	8	10,057	7.26	119	138,577	4,910	5,147	48.82	51.18
9	15	15	3	16	10,057	7.26	120	138,577	5,267	4,790	52.37	47.63
9	18	15	6	14	10,057	7.26	121	138,577	4,914	5,143	48.86	51.14
10	8	15	5	17	10,057	7.26	122	138,577	5,579	4,478	55.47	44.53
3	13	15	6	13	10,056	7.26	123	138,577	4,872	5,184	48.45	51.55
7	25	15	7	13	10,056	7.26	124	138,577	5,163	4,893	51.34	48.66
9	13	15	1	15	10,056	7.26	125	138,577	5,351	4,705	53.21	46.79
9	24	15	5	8	10,053	7.25	126	138,577	4,979	5,074	49.53	50.47
6	17	15	4	16	10,050	7.25	127	138,577	5,078	4,972	50.53	49.47
7	14	15	3	17	10,045	7.25	128	138,577	5,426	4,619	54.02	45.98
9	12	15	7	12	10,044	7.25	129	138,577	5,112	4,932	50.90	49.10
9	24	15	5	16	10,043	7.25	130	138,577	5,240	4,803	52.18	47.82
10	7	15	4	17	10,043	7.25	131	138,577	5,291	4,752	52.68	47.32
4	9	15	5	16	10,040	7.25	132	138,577	5,117	4,923	50.97	49.03
4	29	15	4	8	10,038	7.24	133	138,577	4,884	5,154	48.66	51.34
10	16	15	6	13	10,036	7.24	134	138,577	4,987	5,049	49.69	50.31
3	12	15	5	16	10,035	7.24	135	138,577	5,246	4,789	52.28	47.72
8	20	15	5	15	10,034	7.24	136	138,577	5,165	4,869	51.47	48.53
10	9	15	6	14	10,032	7.24	137	138,577	5,135	4,897	51.19	48.81
9	8	15	3	17	10,031	7.24	138	138,577	5,416	4,615	53.99	46.01
3	31	15	3	17	10,028	7.24	139	138,577	5,387	4,641	53.72	46.28
9	21	15	2	17	10,027	7.24	140	138,577	5,375	4,652	53.61	46.39
5	8	15	6	12	10,025	7.23	141	138,577	5,040	4,985	50.27	49.73
5	18	15	2	8	10,025	7.23	142	138,577	5,001	5,024	49.89	50.11
12	31	15	5	14	10,024	7.23	143	138,577	5,372	4,652	53.59	46.41
3	20	15	6	15	10,022	7.23	144	138,577	5,390	4,632	53.78	46.22
5	15	15	6	13	10,022	7.23	145	138,577	5,089	4,933	50.78	49.22
3	16	15	2	17	10,020	7.23	146	138,577	5,107	4,913	50.97	49.03
3	18	15	4	16	10,020	7.23	147	138,577	5,268	4,752	52.57	47.43
6	15	15	2	8	10,017	7.23	148	138,577	4,939	5,078	49.31	50.69
5	26	15	3	8	10,013	7.23	149	138,577	4,951	5,062	49.45	50.55
7	15	15	4	17	10,013	7.23	150	138,577	5,276	4,737	52.69	47.31
6	3	15	4	16	10,011	7.22	151	138,577	5,166	4,845	51.60	48.40
3	16	15	2	16	10,009	7.22	152	138,577	5,023	4,986	50.18	49.82
9	11	15	6	15	10,007	7.22	153	138,577	5,097	4,910	50.93	49.07
5	18	15	2	17	10,006	7.22	154	138,577	5,454	4,552	54.51	45.49
6	16	15	3	8	10,006	7.22	155	138,577	4,841	5,165	48.38	51.62
8	16	15	1	12	10,006	7.22	156	138,577	5,170	4,836	51.67	48.33
7	29	15	4	16	10,002	7.22	157	138,577	5,241	4,761	52.40	47.60
9	10	15	5	8	10,002	7.22	158	138,577	4,621	5,381	46.20	53.80
8	29	15	7	12	10,001	7.22	159	138,577	5,053	4,948	50.52	49.48
6	23	15	3	8	10,000	7.22	160	138,577	4,674	5,326	46.74	53.26
8	20	15	5	16	9,999	7.22	161	138,577	5,148	4,851	51.49	48.51

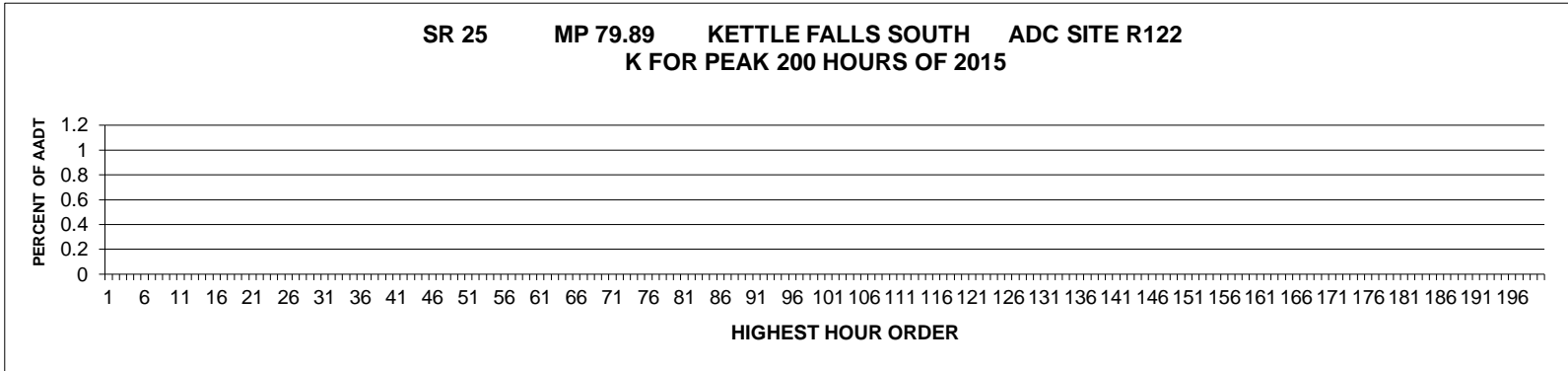
MO	DY	YR	DAY OF WK	HR	HR VOL	PERCENT OF AADT	HOUR NUMBER	AADT	NORTH VOLUME	SOUTH VOLUME	PERCENT NORTH IS OF TOTAL VOLUME	PERCENT SOUTH IS OF TOTAL VOLUME
5	9	15	7	12	9,996	7.21	162	138,577	5,035	4,961	50.37	49.63
11	19	15	5	8	9,995	7.21	163	138,577	4,832	5,163	48.34	51.66
5	15	15	6	14	9,993	7.21	164	138,577	5,269	4,724	52.73	47.27
6	3	15	4	8	9,990	7.21	165	138,577	4,848	5,142	48.53	51.47
6	1	15	2	16	9,989	7.21	166	138,577	5,254	4,735	52.60	47.40
3	5	15	5	16	9,988	7.21	167	138,577	5,229	4,759	52.35	47.65
7	16	15	5	8	9,988	7.21	168	138,577	4,908	5,080	49.14	50.86
7	21	15	3	17	9,986	7.21	169	138,577	5,260	4,726	52.67	47.33
10	6	15	3	8	9,986	7.21	170	138,577	5,041	4,945	50.48	49.52
3	29	15	1	14	9,985	7.21	171	138,577	4,978	5,007	49.85	50.15
10	1	15	5	8	9,985	7.21	172	138,577	4,904	5,081	49.11	50.89
3	28	15	7	14	9,984	7.20	173	138,577	4,954	5,030	49.62	50.38
6	2	15	3	17	9,983	7.20	174	138,577	5,431	4,552	54.40	45.60
7	22	15	4	16	9,983	7.20	175	138,577	5,137	4,846	51.46	48.54
3	5	15	5	8	9,980	7.20	176	138,577	4,868	5,112	48.78	51.22
4	28	15	3	8	9,980	7.20	177	138,577	4,872	5,108	48.82	51.18
8	18	15	3	16	9,979	7.20	178	138,577	5,126	4,853	51.37	48.63
3	6	15	6	13	9,977	7.20	179	138,577	4,995	4,982	50.07	49.93
5	12	15	3	17	9,976	7.20	180	138,577	5,521	4,455	55.34	44.66
5	28	15	5	17	9,975	7.20	181	138,577	5,142	4,833	51.55	48.45
12	26	15	7	12	9,974	7.20	182	138,577	4,798	5,176	48.11	51.89
5	27	15	4	16	9,973	7.20	183	138,577	5,292	4,681	53.06	46.94
10	22	15	5	16	9,973	7.20	184	138,577	5,164	4,809	51.78	48.22
6	23	15	3	17	9,972	7.20	185	138,577	5,208	4,764	52.23	47.77
8	19	15	4	16	9,970	7.19	186	138,577	5,261	4,709	52.77	47.23
10	9	15	6	16	9,970	7.19	187	138,577	5,140	4,830	51.55	48.45
6	9	15	3	8	9,969	7.19	188	138,577	4,869	5,100	48.84	51.16
7	12	15	1	12	9,968	7.19	189	138,577	5,202	4,766	52.19	47.81
10	16	15	6	14	9,968	7.19	190	138,577	4,983	4,985	49.99	50.01
4	15	15	4	16	9,966	7.19	191	138,577	5,218	4,748	52.36	47.64
9	15	15	3	8	9,966	7.19	192	138,577	4,751	5,215	47.67	52.33
4	21	15	3	8	9,965	7.19	193	138,577	4,815	5,150	48.32	51.68
10	14	15	4	8	9,965	7.19	194	138,577	4,906	5,059	49.23	50.77
3	3	15	3	8	9,964	7.19	195	138,577	4,806	5,158	48.23	51.77
5	11	15	2	17	9,964	7.19	196	138,577	5,358	4,606	53.77	46.23
8	20	15	5	13	9,964	7.19	197	138,577	4,897	5,067	49.15	50.85
3	29	15	1	15	9,962	7.19	198	138,577	5,053	4,909	50.72	49.28
5	16	15	7	14	9,961	7.19	199	138,577	5,146	4,815	51.66	48.34
9	30	15	4	16	9,961	7.19	200	138,577	5,134	4,827	51.54	48.46



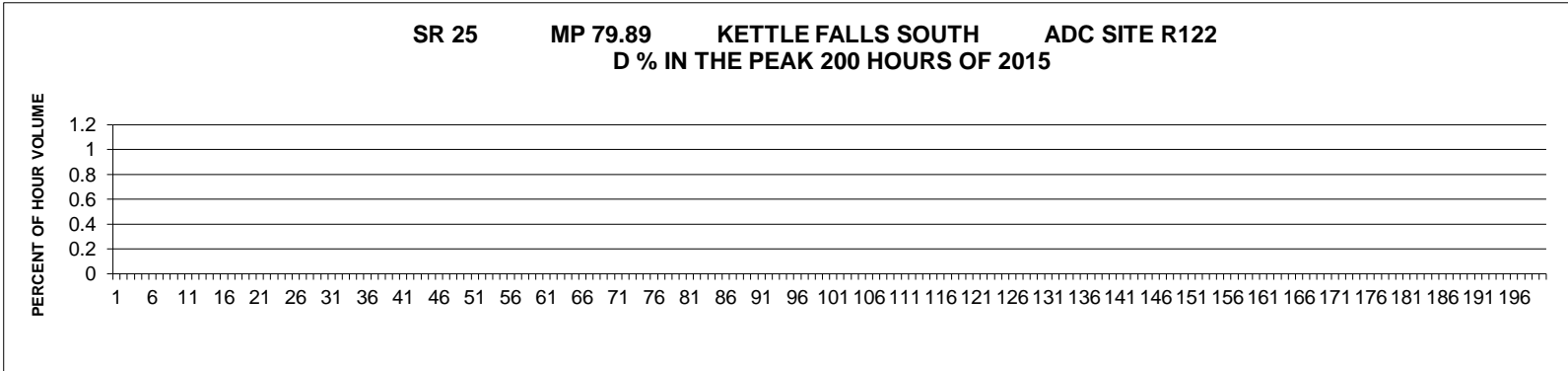
AADT= 0 K 30 FACTOR= 0.00 K 100 FACTOR= 0.00 K 200 FACTOR= 0.00 D 30 FACTOR= 0.00



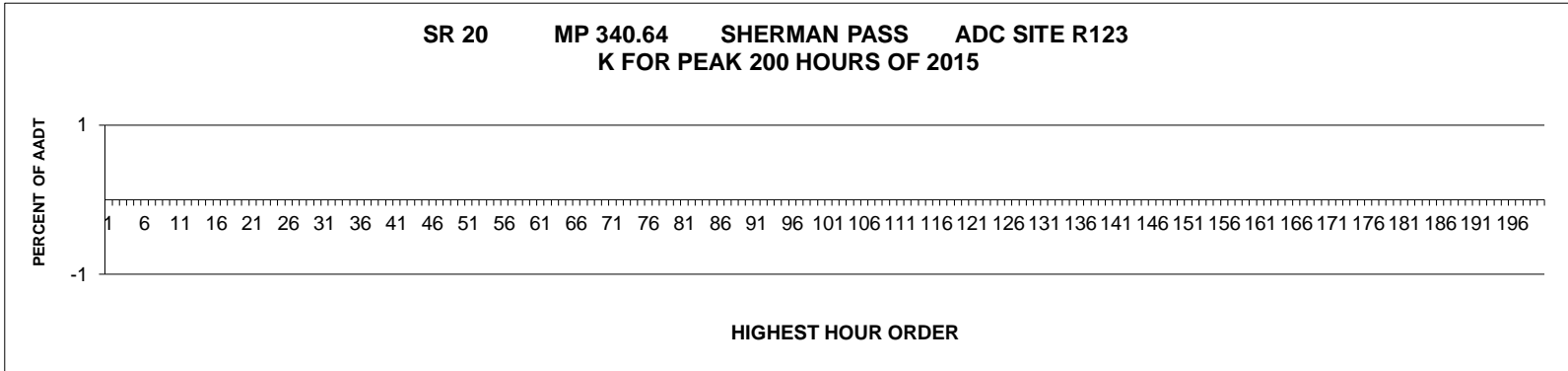
MO	DY	YR	DAY OF WK	HR	HR VOL	PERCENT OF AADT	HOUR NUMBER	AADT	NORTH VOLUME	SOUTH VOLUME	PERCENT NORTH IS OF TOTAL VOLUME	PERCENT SOUTH IS OF TOTAL VOLUME
----	----	----	-----------	----	--------	-----------------	-------------	------	--------------	--------------	----------------------------------	----------------------------------



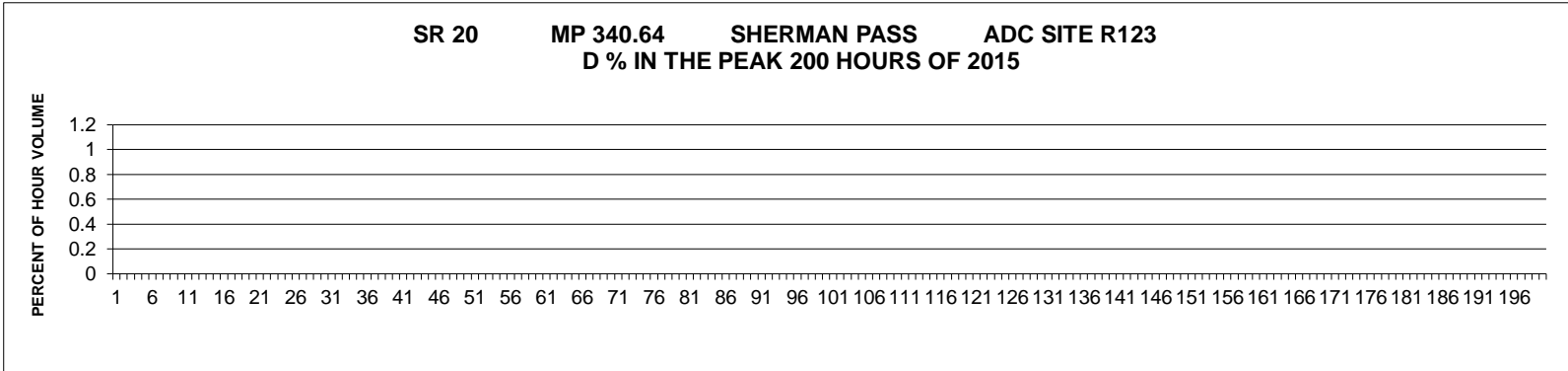
AADT= 0 K 30 FACTOR= 0.00 K 100 FACTOR= 0.00 K 200 FACTOR= 0.00 D 30 FACTOR= 0.00



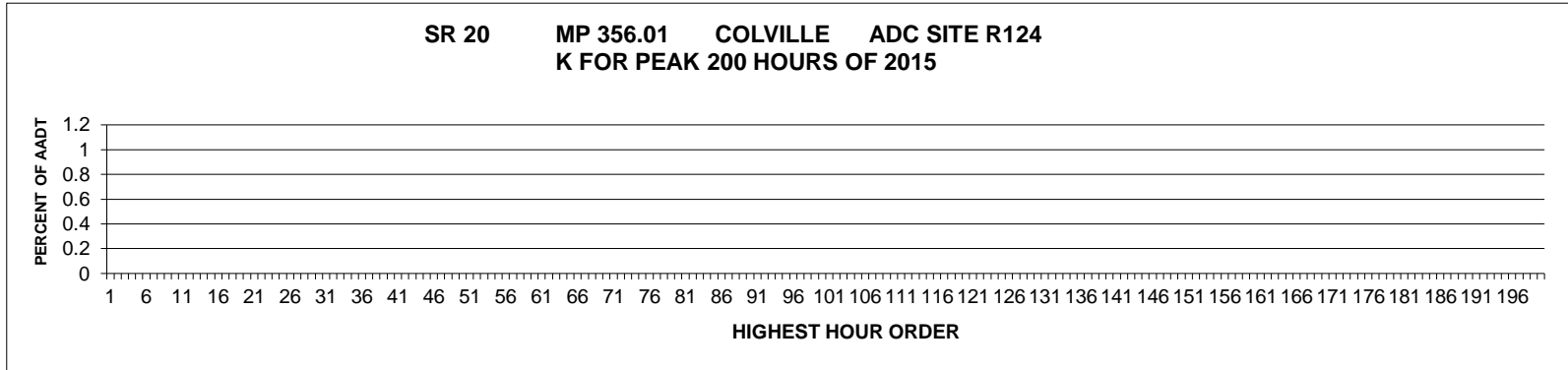
MO	DY	YR	DAY OF WK	HR	HR VOL	PERCENT OF AADT	HOUR NUMBER	AADT	NORTH VOLUME	SOUTH VOLUME	PERCENT NORTH IS OF TOTAL VOLUME	PERCENT SOUTH IS OF TOTAL VOLUME
----	----	----	-----------	----	--------	-----------------	-------------	------	--------------	--------------	----------------------------------	----------------------------------




AADT= 0 K 30 FACTOR= 0.00 K 100 FACTOR= 0.00 K 200 FACTOR= 0.00 D 30 FACTOR= 0.00



MO	DY	YR	DAY OF WK	HR	HR VOL	PERCENT OF AADT	HOUR NUMBER	AADT	NORTH VOLUME	SOUTH VOLUME	PERCENT NORTH IS OF TOTAL VOLUME	PERCENT SOUTH IS OF TOTAL VOLUME
----	----	----	-----------	----	--------	-----------------	-------------	------	--------------	--------------	----------------------------------	----------------------------------

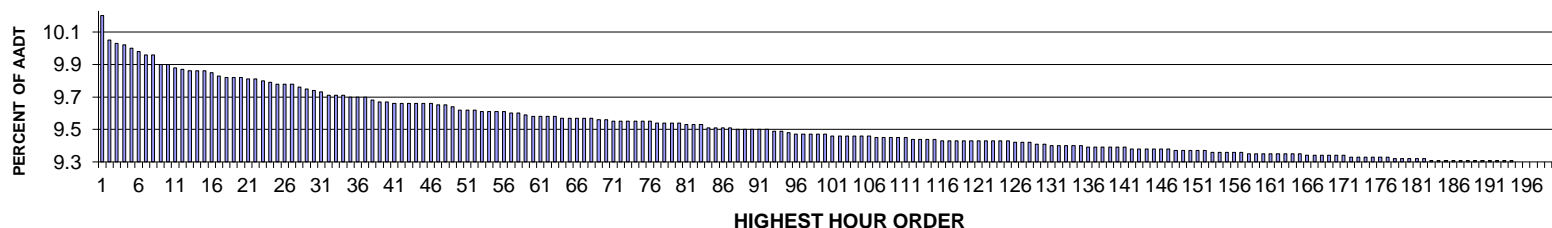


AADT= 0 K 30 FACTOR= 0.00 K 100 FACTOR= 0.00 K 200 FACTOR= 0.00 D 30 FACTOR= 0.00



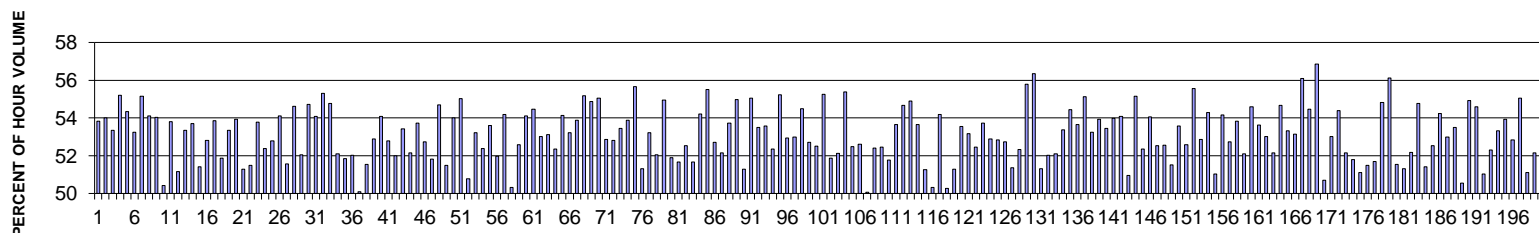
MO	DY	YR	DAY OF WK	HR	HR VOL	PERCENT OF AADT	HOUR NUMBER	AADT	NORTH VOLUME	SOUTH VOLUME	PERCENT NORTH IS OF TOTAL VOLUME	PERCENT SOUTH IS OF TOTAL VOLUME
----	----	----	-----------	----	--------	-----------------	-------------	------	--------------	--------------	----------------------------------	----------------------------------

**SR 285 MP 0.40 E WENATCHEE BRIDGE ADC SITE S103
K FOR PEAK 200 HOURS OF 2015**



AADT= 53693 K 30 FACTOR= 9.71 K 100 FACTOR= 9.44 K 200 FACTOR= 9.27 D 30 FACTOR= 54.72

**SR 285 MP 0.40 E WENATCHEE BRIDGE ADC SITE S103
D % IN THE PEAK 200 HOURS OF 2015**



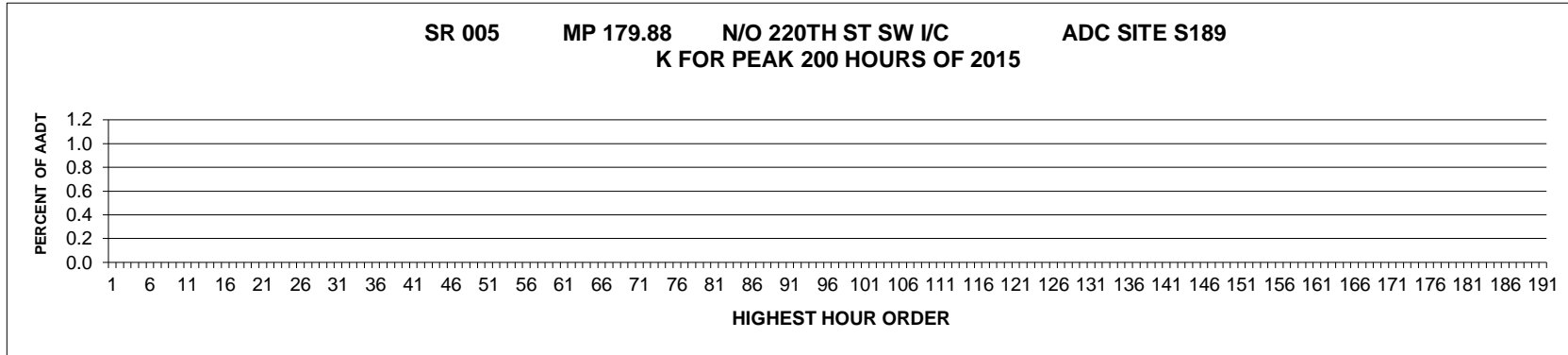
MO	DY	YR	DAY OF WK	HR	HR VOL	PERCENT OF AADT	HOUR NUMBER	AADT	NORTH VOLUME	SOUTH VOLUME	PERCENT NORTH IS OF TOTAL VOLUME	PERCENT SOUTH IS OF TOTAL VOLUME
6	5	15	6	18	5,461	10.17	1	53,693	2,939	2,522	53.82	46.18
4	8	15	4	18	5,380	10.02	2	53,693	2,474	2,906	45.99	54.01
4	30	15	5	18	5,371	10.00	3	53,693	2,506	2,865	46.66	53.34
6	3	15	4	18	5,363	9.99	4	53,693	2,402	2,961	44.79	55.21
10	15	15	5	18	5,353	9.97	5	53,693	2,444	2,909	45.66	54.34
4	15	15	4	18	5,341	9.95	6	53,693	2,497	2,844	46.75	53.25
5	26	15	3	18	5,332	9.93	7	53,693	2,391	2,941	44.84	55.16
9	15	15	3	18	5,332	9.93	8	53,693	2,447	2,885	45.89	54.11
10	14	15	4	18	5,302	9.87	9	53,693	2,437	2,865	45.96	54.04
6	5	15	6	17	5,299	9.87	10	53,693	2,671	2,628	50.41	49.59
10	13	15	3	18	5,291	9.85	11	53,693	2,444	2,847	46.19	53.81
2	27	15	6	17	5,285	9.84	12	53,693	2,581	2,704	48.84	51.16
4	7	15	3	18	5,278	9.83	13	53,693	2,462	2,816	46.65	53.35
5	7	15	5	18	5,278	9.83	14	53,693	2,444	2,834	46.31	53.69

MO	DY	YR	DAY OF WK	HR	HR VOL	PERCENT OF AADT	HOUR NUMBER	AADT	NORTH VOLUME	SOUTH VOLUME	PERCENT NORTH IS OF TOTAL VOLUME	PERCENT SOUTH IS OF TOTAL VOLUME
10	21	15	4	18	5,276	9.83	15	53,693	2,563	2,713	48.58	51.42
10	8	15	5	18	5,273	9.82	16	53,693	2,488	2,785	47.18	52.82
6	4	15	5	18	5,264	9.80	17	53,693	2,429	2,835	46.14	53.86
4	9	15	5	18	5,259	9.79	18	53,693	2,531	2,728	48.13	51.87
9	30	15	4	18	5,256	9.79	19	53,693	2,452	2,804	46.65	53.35
5	29	15	6	17	5,254	9.79	20	53,693	2,420	2,834	46.06	53.94
4	30	15	5	17	5,253	9.78	21	53,693	2,559	2,694	48.72	51.28
4	29	15	4	18	5,250	9.78	22	53,693	2,547	2,703	48.51	51.49
5	27	15	4	18	5,244	9.77	23	53,693	2,423	2,821	46.21	53.79
4	29	15	4	17	5,243	9.76	24	53,693	2,497	2,746	47.63	52.37
4	16	15	5	18	5,234	9.75	25	53,693	2,471	2,763	47.21	52.79
10	6	15	3	18	5,233	9.75	26	53,693	2,402	2,831	45.90	54.10
11	20	15	6	16	5,233	9.75	27	53,693	2,535	2,698	48.44	51.56
4	23	15	5	18	5,222	9.73	28	53,693	2,370	2,852	45.38	54.62
4	24	15	6	16	5,218	9.72	29	53,693	2,502	2,716	47.95	52.05
3	10	15	3	18	5,216	9.71	30	53,693	2,362	2,854	45.28	54.72
10	29	15	5	18	5,208	9.70	31	53,693	2,391	2,817	45.91	54.09
10	1	15	5	18	5,200	9.68	32	53,693	2,324	2,876	44.69	55.31
5	5	15	3	18	5,199	9.68	33	53,693	2,351	2,848	45.22	54.78
11	6	15	6	16	5,198	9.68	34	53,693	2,490	2,708	47.90	52.10
11	20	15	6	17	5,194	9.67	35	53,693	2,501	2,693	48.15	51.85
10	6	15	3	17	5,193	9.67	36	53,693	2,491	2,702	47.97	52.03
10	23	15	6	18	5,191	9.67	37	53,693	2,600	2,591	50.09	49.91
3	13	15	6	17	5,179	9.65	38	53,693	2,510	2,669	48.46	51.54
4	22	15	4	17	5,178	9.64	39	53,693	2,440	2,738	47.12	52.88
3	25	15	4	18	5,174	9.64	40	53,693	2,376	2,798	45.92	54.08
4	15	15	4	17	5,172	9.63	41	53,693	2,442	2,730	47.22	52.78
4	17	15	6	16	5,172	9.63	42	53,693	2,483	2,689	48.01	51.99
4	14	15	3	18	5,170	9.63	43	53,693	2,408	2,762	46.58	53.42
4	17	15	6	17	5,170	9.63	44	53,693	2,474	2,696	47.85	52.15
10	22	15	5	18	5,169	9.63	45	53,693	2,392	2,777	46.28	53.72
12	11	15	6	17	5,168	9.63	46	53,693	2,443	2,725	47.27	52.73
3	20	15	6	16	5,167	9.62	47	53,693	2,489	2,678	48.17	51.83
5	19	15	3	18	5,166	9.62	48	53,693	2,340	2,826	45.30	54.70
4	27	15	2	18	5,159	9.61	49	53,693	2,503	2,656	48.52	51.48
6	2	15	3	18	5,151	9.59	50	53,693	2,369	2,782	45.99	54.01
5	21	15	5	18	5,149	9.59	51	53,693	2,316	2,833	44.98	55.02
12	4	15	6	17	5,148	9.59	52	53,693	2,534	2,614	49.22	50.78
10	7	15	4	18	5,144	9.58	53	53,693	2,407	2,737	46.79	53.21
11	4	15	4	18	5,144	9.58	54	53,693	2,449	2,695	47.61	52.39
9	24	15	5	18	5,143	9.58	55	53,693	2,386	2,757	46.39	53.61
12	11	15	6	16	5,142	9.58	56	53,693	2,469	2,673	48.02	51.98
10	27	15	3	18	5,139	9.57	57	53,693	2,354	2,785	45.81	54.19
12	4	15	6	16	5,136	9.57	58	53,693	2,552	2,584	49.69	50.31
5	6	15	4	17	5,131	9.56	59	53,693	2,433	2,698	47.42	52.58
6	1	15	2	18	5,130	9.55	60	53,693	2,354	2,776	45.89	54.11
5	6	15	4	18	5,129	9.55	61	53,693	2,336	2,793	45.54	54.46
10	1	15	5	17	5,127	9.55	62	53,693	2,409	2,718	46.99	53.01
9	23	15	4	18	5,126	9.55	63	53,693	2,403	2,723	46.88	53.12


MO	DY	YR	DAY OF WK	HR	HR VOL	PERCENT OF AADT	HOUR NUMBER	AADT	NORTH VOLUME	SOUTH VOLUME	PERCENT NORTH IS OF TOTAL VOLUME	PERCENT SOUTH IS OF TOTAL VOLUME
3	6	15	6	16	5,123	9.54	64	53,693	2,441	2,682	47.65	52.35
10	20	15	3	18	5,122	9.54	65	53,693	2,349	2,773	45.86	54.14
4	22	15	4	18	5,121	9.54	66	53,693	2,395	2,726	46.77	53.23
11	3	15	3	17	5,121	9.54	67	53,693	2,362	2,759	46.12	53.88
5	28	15	5	18	5,120	9.54	68	53,693	2,295	2,825	44.82	55.18
9	29	15	3	18	5,118	9.53	69	53,693	2,309	2,809	45.12	54.88
6	17	15	4	18	5,116	9.53	70	53,693	2,299	2,817	44.94	55.06
4	21	15	3	17	5,113	9.52	71	53,693	2,410	2,703	47.13	52.87
11	18	15	4	17	5,112	9.52	72	53,693	2,412	2,700	47.18	52.82
3	19	15	5	18	5,111	9.52	73	53,693	2,379	2,732	46.55	53.45
5	1	15	6	16	5,111	9.52	74	53,693	2,357	2,754	46.12	53.88
9	8	15	3	18	5,111	9.52	75	53,693	2,266	2,845	44.34	55.66
10	2	15	6	17	5,109	9.52	76	53,693	2,488	2,621	48.70	51.30
2	11	15	4	17	5,108	9.51	77	53,693	2,389	2,719	46.77	53.23
2	13	15	6	17	5,108	9.51	78	53,693	2,450	2,658	47.96	52.04
9	1	15	3	18	5,108	9.51	79	53,693	2,301	2,807	45.05	54.95
5	22	15	6	16	5,104	9.51	80	53,693	2,455	2,649	48.10	51.90
5	29	15	6	16	5,101	9.50	81	53,693	2,466	2,635	48.34	51.66
11	12	15	5	17	5,101	9.50	82	53,693	2,422	2,679	47.48	52.52
10	9	15	6	18	5,100	9.50	83	53,693	2,465	2,635	48.33	51.67
8	5	15	4	18	5,092	9.48	84	53,693	2,331	2,761	45.78	54.22
5	14	15	5	18	5,089	9.48	85	53,693	2,264	2,825	44.49	55.51
11	3	15	3	18	5,089	9.48	86	53,693	2,407	2,682	47.30	52.70
5	7	15	5	17	5,088	9.48	87	53,693	2,435	2,653	47.86	52.14
3	18	15	4	18	5,086	9.47	88	53,693	2,354	2,732	46.28	53.72
4	21	15	3	18	5,085	9.47	89	53,693	2,290	2,795	45.03	54.97
5	26	15	3	17	5,084	9.47	90	53,693	2,477	2,607	48.72	51.28
7	15	15	4	18	5,084	9.47	91	53,693	2,286	2,798	44.96	55.04
11	4	15	4	17	5,084	9.47	92	53,693	2,364	2,720	46.50	53.50
2	11	15	4	18	5,082	9.46	93	53,693	2,359	2,723	46.42	53.58
9	25	15	6	16	5,079	9.46	94	53,693	2,420	2,659	47.65	52.35
2	10	15	3	18	5,074	9.45	95	53,693	2,272	2,802	44.78	55.22
9	1	15	3	17	5,071	9.44	96	53,693	2,387	2,684	47.07	52.93
9	8	15	3	17	5,070	9.44	97	53,693	2,383	2,687	47.00	53.00
9	22	15	3	18	5,068	9.44	98	53,693	2,306	2,762	45.50	54.50
3	5	15	5	18	5,066	9.44	99	53,693	2,396	2,670	47.30	52.70
5	15	15	6	17	5,066	9.44	100	53,693	2,406	2,660	47.49	52.51
6	10	15	4	18	5,065	9.43	101	53,693	2,267	2,798	44.76	55.24
2	25	15	4	17	5,064	9.43	102	53,693	2,437	2,627	48.12	51.88
4	24	15	6	18	5,064	9.43	103	53,693	2,424	2,640	47.87	52.13
7	22	15	4	18	5,064	9.43	104	53,693	2,259	2,805	44.61	55.39
10	5	15	2	17	5,064	9.43	105	53,693	2,407	2,657	47.53	52.47
10	22	15	5	17	5,063	9.43	106	53,693	2,400	2,663	47.40	52.60
4	30	15	5	16	5,060	9.42	107	53,693	2,527	2,533	49.94	50.06
10	16	15	6	17	5,060	9.42	108	53,693	2,408	2,652	47.59	52.41
2	27	15	6	18	5,059	9.42	109	53,693	2,405	2,654	47.54	52.46
4	23	15	5	17	5,059	9.42	110	53,693	2,440	2,619	48.23	51.77
3	4	15	4	18	5,056	9.42	111	53,693	2,344	2,712	46.36	53.64
2	26	15	5	18	5,051	9.41	112	53,693	2,289	2,762	45.32	54.68

MO	DY	YR	DAY OF WK	HR	HR VOL	PERCENT OF AADT	HOUR NUMBER	AADT	NORTH VOLUME	SOUTH VOLUME	PERCENT NORTH IS OF TOTAL VOLUME	PERCENT SOUTH IS OF TOTAL VOLUME
5	4	15	2	18	5,050	9.41	113	53,693	2,278	2,772	45.11	54.89
9	9	15	4	18	5,050	9.41	114	53,693	2,340	2,710	46.34	53.66
12	16	15	4	16	5,050	9.41	115	53,693	2,462	2,588	48.75	51.25
3	20	15	6	17	5,049	9.40	116	53,693	2,508	2,541	49.67	50.33
4	7	15	3	17	5,047	9.40	117	53,693	2,312	2,735	45.81	54.19
4	24	15	6	17	5,047	9.40	118	53,693	2,510	2,537	49.73	50.27
9	18	15	6	16	5,047	9.40	119	53,693	2,459	2,588	48.72	51.28
10	5	15	2	18	5,047	9.40	120	53,693	2,345	2,702	46.46	53.54
2	12	15	5	17	5,046	9.40	121	53,693	2,363	2,683	46.83	53.17
3	17	15	3	18	5,046	9.40	122	53,693	2,399	2,647	47.54	52.46
4	8	15	4	17	5,046	9.40	123	53,693	2,335	2,711	46.27	53.73
6	12	15	6	18	5,046	9.40	124	53,693	2,377	2,669	47.11	52.89
3	20	15	6	18	5,045	9.40	125	53,693	2,379	2,666	47.16	52.84
1	30	15	6	17	5,041	9.39	126	53,693	2,383	2,658	47.27	52.73
4	17	15	6	18	5,041	9.39	127	53,693	2,452	2,589	48.64	51.36
5	11	15	2	17	5,041	9.39	128	53,693	2,403	2,638	47.67	52.33
11	5	15	5	18	5,039	9.38	129	53,693	2,228	2,811	44.22	55.78
9	10	15	5	18	5,036	9.38	130	53,693	2,198	2,838	43.65	56.35
3	13	15	6	16	5,032	9.37	131	53,693	2,450	2,582	48.69	51.31
5	4	15	2	17	5,032	9.37	132	53,693	2,414	2,618	47.97	52.03
5	5	15	3	17	5,032	9.37	133	53,693	2,410	2,622	47.89	52.11
5	8	15	6	17	5,032	9.37	134	53,693	2,347	2,685	46.64	53.36
3	11	15	4	18	5,031	9.37	135	53,693	2,292	2,739	45.56	54.44
11	6	15	6	17	5,028	9.36	136	53,693	2,330	2,698	46.34	53.66
3	16	15	2	18	5,027	9.36	137	53,693	2,256	2,771	44.88	55.12
9	4	15	6	17	5,026	9.36	138	53,693	2,350	2,676	46.76	53.24
10	2	15	6	18	5,024	9.36	139	53,693	2,314	2,710	46.06	53.94
2	20	15	6	17	5,023	9.36	140	53,693	2,338	2,685	46.55	53.45
10	29	15	5	17	5,023	9.36	141	53,693	2,311	2,712	46.01	53.99
4	20	15	2	18	5,022	9.35	142	53,693	2,306	2,716	45.92	54.08
4	16	15	5	16	5,020	9.35	143	53,693	2,462	2,558	49.04	50.96
5	1	15	6	17	5,020	9.35	144	53,693	2,251	2,769	44.84	55.16
9	15	15	3	17	5,020	9.35	145	53,693	2,392	2,628	47.65	52.35
11	18	15	4	18	5,019	9.35	146	53,693	2,306	2,713	45.95	54.05
10	28	15	4	17	5,018	9.35	147	53,693	2,382	2,636	47.47	52.53
10	15	15	5	17	5,016	9.34	148	53,693	2,380	2,636	47.45	52.55
12	16	15	4	17	5,016	9.34	149	53,693	2,432	2,584	48.48	51.52
4	1	15	4	18	5,014	9.34	150	53,693	2,328	2,686	46.43	53.57
6	3	15	4	17	5,014	9.34	151	53,693	2,377	2,637	47.41	52.59
8	25	15	3	18	5,013	9.34	152	53,693	2,228	2,785	44.44	55.56
10	8	15	5	17	5,010	9.33	153	53,693	2,362	2,648	47.15	52.85
5	8	15	6	18	5,009	9.33	154	53,693	2,290	2,719	45.72	54.28
2	27	15	6	16	5,008	9.33	155	53,693	2,452	2,556	48.96	51.04
9	14	15	2	18	5,008	9.33	156	53,693	2,296	2,712	45.85	54.15
10	21	15	4	17	5,008	9.33	157	53,693	2,367	2,641	47.26	52.74
3	26	15	5	18	5,006	9.32	158	53,693	2,311	2,695	46.16	53.84
3	10	15	3	17	5,005	9.32	159	53,693	2,397	2,608	47.89	52.11
9	3	15	5	18	5,005	9.32	160	53,693	2,273	2,732	45.41	54.59
6	11	15	5	18	5,004	9.32	161	53,693	2,321	2,683	46.38	53.62

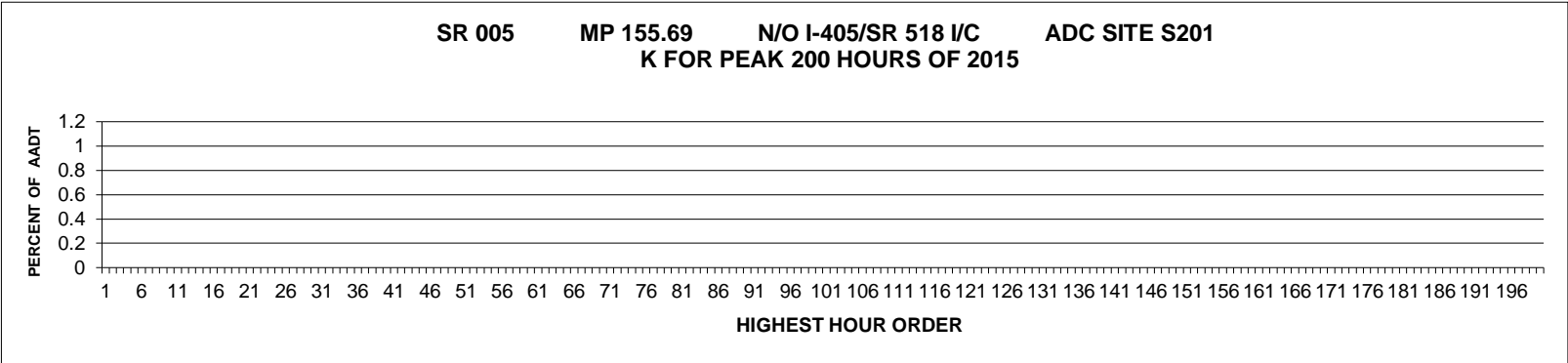
MO	DY	YR	DAY OF WK	HR	HR VOL	PERCENT OF AADT	HOUR NUMBER	AADT	NORTH VOLUME	SOUTH VOLUME	PERCENT NORTH IS OF TOTAL VOLUME	PERCENT SOUTH IS OF TOTAL VOLUME
8	5	15	4	17	5,004	9.32	162	53,693	2,351	2,653	46.98	53.02
9	10	15	5	17	5,004	9.32	163	53,693	2,394	2,610	47.84	52.16
7	13	15	2	18	5,003	9.32	164	53,693	2,268	2,735	45.33	54.67
2	25	15	4	18	5,002	9.32	165	53,693	2,335	2,667	46.68	53.32
4	28	15	3	18	5,001	9.31	166	53,693	2,344	2,657	46.87	53.13
8	31	15	2	18	5,000	9.31	167	53,693	2,195	2,805	43.90	56.10
3	12	15	5	18	4,999	9.31	168	53,693	2,276	2,723	45.53	54.47
7	16	15	5	18	4,997	9.31	169	53,693	2,156	2,841	43.15	56.85
10	2	15	6	16	4,997	9.31	170	53,693	2,463	2,534	49.29	50.71
10	13	15	3	17	4,997	9.31	171	53,693	2,348	2,649	46.99	53.01
7	1	15	4	18	4,994	9.30	172	53,693	2,278	2,716	45.61	54.39
3	6	15	6	17	4,993	9.30	173	53,693	2,389	2,604	47.85	52.15
6	5	15	6	16	4,993	9.30	174	53,693	2,407	2,586	48.21	51.79
10	9	15	6	17	4,993	9.30	175	53,693	2,441	2,552	48.89	51.11
11	23	15	2	17	4,992	9.30	176	53,693	2,421	2,571	48.50	51.50
9	25	15	6	17	4,991	9.30	177	53,693	2,411	2,580	48.31	51.69
2	17	15	3	18	4,990	9.29	178	53,693	2,255	2,735	45.19	54.81
6	18	15	5	18	4,990	9.29	179	53,693	2,190	2,800	43.89	56.11
5	5	15	3	16	4,988	9.29	180	53,693	2,417	2,571	48.46	51.54
9	18	15	6	17	4,987	9.29	181	53,693	2,428	2,559	48.69	51.31
9	24	15	5	17	4,987	9.29	182	53,693	2,385	2,602	47.82	52.18
3	3	15	3	18	4,985	9.28	183	53,693	2,255	2,730	45.24	54.76
5	26	15	3	16	4,985	9.28	184	53,693	2,422	2,563	48.59	51.41
11	25	15	4	13	4,985	9.28	185	53,693	2,367	2,618	47.48	52.52
2	24	15	3	18	4,984	9.28	186	53,693	2,281	2,703	45.77	54.23
9	30	15	4	17	4,984	9.28	187	53,693	2,343	2,641	47.01	52.99
10	7	15	4	17	4,984	9.28	188	53,693	2,318	2,666	46.51	53.49
10	9	15	6	16	4,984	9.28	189	53,693	2,464	2,520	49.44	50.56
5	11	15	2	18	4,983	9.28	190	53,693	2,247	2,736	45.09	54.91
3	24	15	3	18	4,982	9.28	191	53,693	2,262	2,720	45.40	54.60
2	20	15	6	16	4,981	9.28	192	53,693	2,439	2,542	48.97	51.03
3	12	15	5	17	4,981	9.28	193	53,693	2,376	2,605	47.70	52.30
11	5	15	5	17	4,981	9.28	194	53,693	2,325	2,656	46.68	53.32
9	2	15	4	18	4,980	9.27	195	53,693	2,295	2,685	46.08	53.92
4	9	15	5	17	4,979	9.27	196	53,693	2,348	2,631	47.16	52.84
8	26	15	4	18	4,978	9.27	197	53,693	2,238	2,740	44.96	55.04
10	20	15	3	17	4,978	9.27	198	53,693	2,433	2,545	48.88	51.12
2	26	15	5	17	4,977	9.27	199	53,693	2,381	2,596	47.84	52.16
9	9	15	4	17	4,976	9.27	200	53,693	2,432	2,544	48.87	51.13




AADT= 0 K 30 FACTOR= 0.00 K 100 FACTOR= 0.00 K 200 FACTOR= 0.00 D 30 FACTOR= 0.00



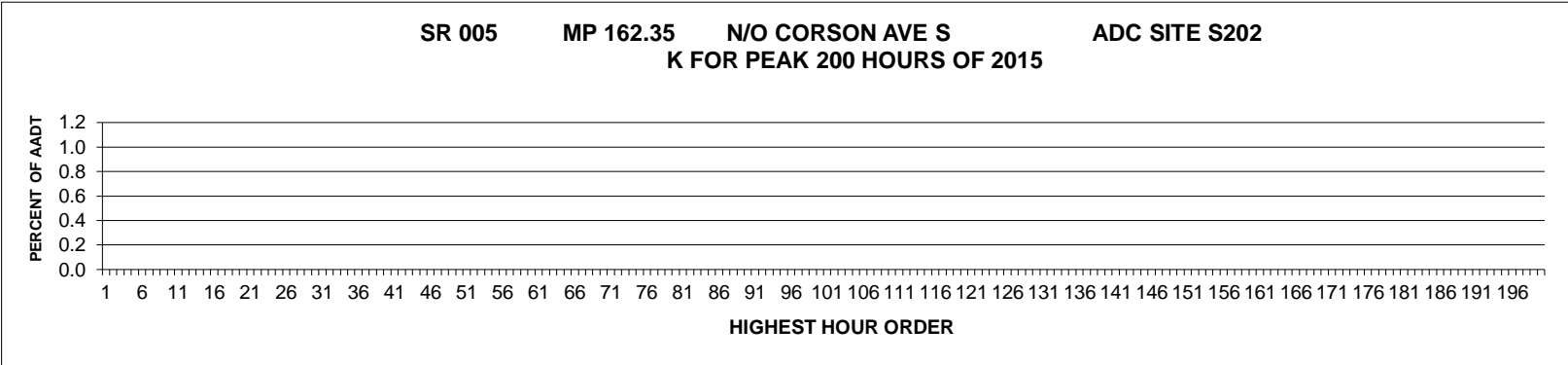
MO	DY	YR	DAY OF WK	HR	HR VOL	PERCENT OF AADT	HOUR NUMBER	AADT	NORTH VOLUME	SOUTH VOLUME	PERCENT NORTH IS OF TOTAL VOLUME	PERCENT SOUTH IS OF TOTAL VOLUME
----	----	----	-----------	----	--------	-----------------	-------------	------	--------------	--------------	----------------------------------	----------------------------------



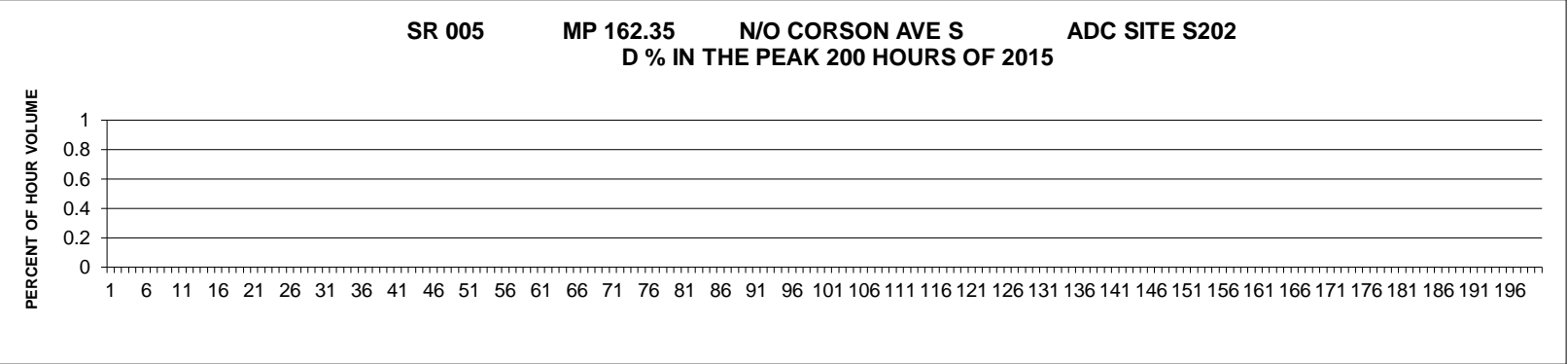
AADT= 0 K 30 FACTOR= 0.00 K 100 FACTOR= 0.00 K 200 FACTOR= 0.00 D 30 FACTOR= 0.00



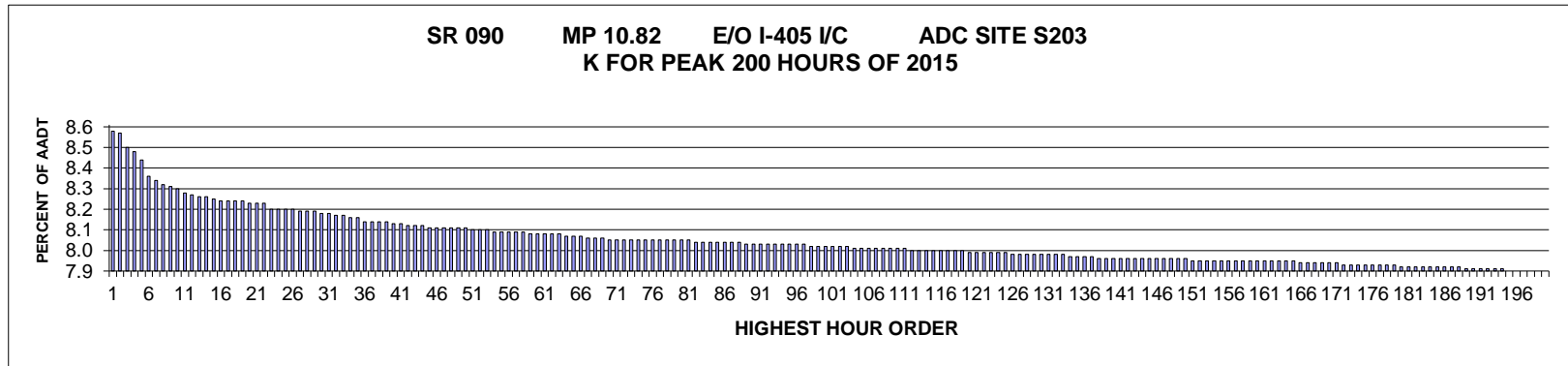
MO	DY	YR	DAY OF WK	HR	HR VOL	PERCENT OF AADT	HOUR NUMBER	AADT	NORTH VOLUME	SOUTH VOLUME	PERCENT NORTH IS OF TOTAL VOLUME	PERCENT SOUTH IS OF TOTAL VOLUME
----	----	----	-----------	----	--------	-----------------	-------------	------	--------------	--------------	----------------------------------	----------------------------------



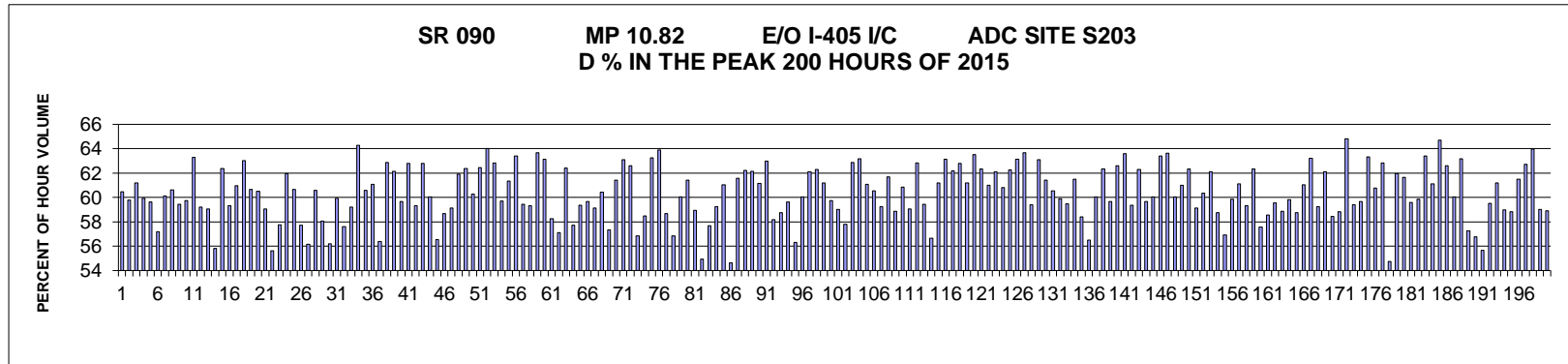
AADT= 0 K 30 FACTOR= 0.00 K 100 FACTOR= 0 K 200 FACTOR= 0 D 30 FACTOR= 0.00



MO	DY	YR	DAY OF WK	HR	HR VOL	PERCENT OF AADT	HOUR NUMBER	AADT	NORTH VOLUME	SOUTH VOLUME	PERCENT NORTH IS OF TOTAL VOLUME	PERCENT SOUTH IS OF TOTAL VOLUME
----	----	----	-----------	----	--------	-----------------	-------------	------	--------------	--------------	----------------------------------	----------------------------------



AADT= 146408 K 30 FACTOR= 8.17 K 100 FACTOR= 8.01 K 200 FACTOR= 7.89 D 30 FACTOR= 55.80



MO	DY	YR	DAY OF WK	HR	HR VOL	PERCENT OF AADT	HOUR NUMBER	AADT	EAST VOLUME	WEST VOLUME	PERCENT EAST IS OF TOTAL VOLUME	PERCENT WEST IS OF TOTAL VOLUME	
	6	5	15	6	17	12,546	8.57	1	146,408	7,537	5,009	60.07	39.93
	2	13	15	6	17	12,527	8.56	2	146,408	7,441	5,086	59.40	40.60
	5	1	15	6	17	12,425	8.49	3	146,408	7,555	4,870	60.80	39.20
	10	23	15	6	17	12,398	8.47	4	146,408	7,381	5,017	59.53	40.47
	4	17	15	6	17	12,348	8.43	5	146,408	7,313	5,035	59.22	40.78
	6	5	15	6	16	12,232	8.35	6	146,408	6,945	5,287	56.78	43.22
	9	11	15	6	17	12,197	8.33	7	146,408	7,287	4,910	59.74	40.26
	9	25	15	6	17	12,168	8.31	8	146,408	7,329	4,839	60.23	39.77
	3	5	15	5	17	12,148	8.30	9	146,408	7,172	4,976	59.04	40.96
	6	19	15	6	17	12,133	8.29	10	146,408	7,202	4,931	59.36	40.64
	10	30	15	6	17	12,115	8.27	11	146,408	7,619	4,496	62.89	37.11
	1	30	15	6	17	12,091	8.26	12	146,408	7,111	4,980	58.81	41.19
	11	6	15	6	17	12,074	8.25	13	146,408	7,082	4,992	58.65	41.35

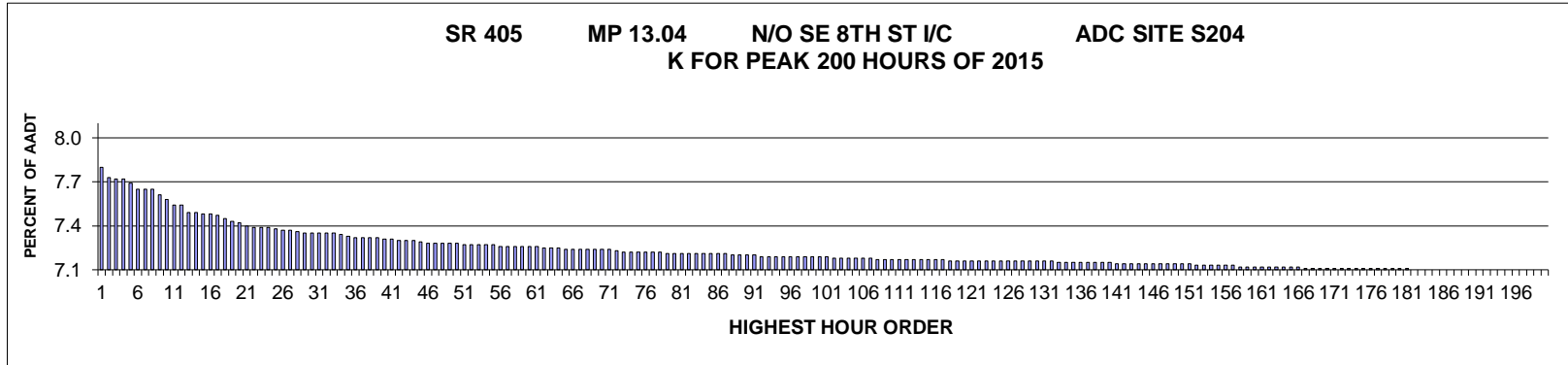
MO	DY	YR	DAY OF WK	HR	HR VOL	PERCENT OF AADT	HOUR NUMBER	AADT	EAST VOLUME	WEST VOLUME	PERCENT EAST IS OF TOTAL VOLUME	PERCENT WEST IS OF TOTAL VOLUME	
	5	8	15	6	16	12,072	8.25	14	146,408	6,691	5,381	55.43	44.57
	10	16	15	6	17	12,059	8.24	15	146,408	7,473	4,586	61.97	38.03
	3	26	15	5	17	12,055	8.23	16	146,408	7,105	4,950	58.94	41.06
	4	24	15	6	17	12,054	8.23	17	146,408	7,300	4,754	60.56	39.44
	4	15	15	4	18	12,053	8.23	18	146,408	7,550	4,503	62.64	37.36
	9	18	15	6	17	12,052	8.23	19	146,408	7,260	4,792	60.24	39.76
	3	27	15	6	17	12,038	8.22	20	146,408	7,236	4,802	60.11	39.89
	10	15	15	5	17	12,030	8.22	21	146,408	7,058	4,972	58.67	41.33
	5	15	15	6	16	12,029	8.22	22	146,408	6,644	5,385	55.23	44.77
	3	13	15	6	17	11,997	8.19	23	146,408	6,880	5,117	57.35	42.65
	10	21	15	4	18	11,997	8.19	24	146,408	7,385	4,612	61.56	38.44
	2	13	15	6	18	11,990	8.19	25	146,408	7,225	4,765	60.26	39.74
	10	28	15	4	17	11,984	8.19	26	146,408	6,869	5,115	57.32	42.68
	3	27	15	6	16	11,983	8.18	27	146,408	6,682	5,301	55.76	44.24
	2	27	15	6	17	11,982	8.18	28	146,408	7,210	4,772	60.17	39.83
	5	22	15	6	16	11,976	8.18	29	146,408	6,907	5,069	57.67	42.33
	6	12	15	6	16	11,956	8.17	30	146,408	6,671	5,285	55.80	44.20
	6	3	15	4	17	11,955	8.17	31	146,408	7,119	4,836	59.55	40.45
	5	1	15	6	16	11,944	8.16	32	146,408	6,832	5,112	57.20	42.80
	6	18	15	5	17	11,943	8.16	33	146,408	7,021	4,922	58.79	41.21
	10	27	15	3	18	11,937	8.15	34	146,408	7,625	4,312	63.88	36.12
	10	2	15	6	17	11,932	8.15	35	146,408	7,183	4,749	60.20	39.80
	6	25	15	5	17	11,909	8.13	36	146,408	7,227	4,682	60.69	39.31
	4	17	15	6	16	11,903	8.13	37	146,408	6,664	5,239	55.99	44.01
	4	16	15	5	18	11,900	8.13	38	146,408	7,435	4,465	62.48	37.52
	10	2	15	6	18	11,900	8.13	39	146,408	7,348	4,552	61.75	38.25
	6	4	15	5	17	11,890	8.12	40	146,408	7,047	4,843	59.27	40.73
	3	4	15	4	18	11,889	8.12	41	146,408	7,420	4,469	62.41	37.59
	6	1	15	2	17	11,879	8.11	42	146,408	7,002	4,877	58.94	41.06
	9	18	15	6	18	11,878	8.11	43	146,408	7,412	4,466	62.40	37.60
	5	21	15	5	17	11,877	8.11	44	146,408	7,084	4,793	59.64	40.36
	10	16	15	6	16	11,863	8.10	45	146,408	6,658	5,205	56.12	43.88
	5	15	15	6	17	11,862	8.10	46	146,408	6,911	4,951	58.26	41.74
	5	29	15	6	17	11,862	8.10	47	146,408	6,969	4,893	58.75	41.25
	4	23	15	5	8	11,859	8.10	48	146,408	4,562	7,297	38.47	61.53
	10	13	15	3	18	11,856	8.10	49	146,408	7,349	4,507	61.99	38.01
	10	8	15	5	17	11,854	8.10	50	146,408	7,097	4,757	59.87	40.13
	3	18	15	4	18	11,850	8.09	51	146,408	7,352	4,498	62.04	37.96
	9	25	15	6	18	11,849	8.09	52	146,408	7,539	4,310	63.63	36.37
	4	29	15	4	18	11,843	8.09	53	146,408	7,393	4,450	62.43	37.57
	2	12	15	5	17	11,837	8.08	54	146,408	7,018	4,819	59.29	40.71
	5	27	15	4	8	11,834	8.08	55	146,408	4,620	7,214	39.04	60.96
	8	12	15	4	18	11,833	8.08	56	146,408	7,455	4,378	63.00	37.00
	3	19	15	5	17	11,831	8.08	57	146,408	6,984	4,847	59.03	40.97
	5	11	15	2	17	11,829	8.08	58	146,408	6,972	4,857	58.94	41.06

MO	DY	YR	DAY OF WK	HR	HR VOL	PERCENT OF AADT	HOUR NUMBER	AADT	EAST VOLUME	WEST VOLUME	PERCENT EAST IS OF TOTAL VOLUME	PERCENT WEST IS OF TOTAL VOLUME
4	2	15	5	18	11,821	8.07	59	146,408	7,481	4,340	63.29	36.71
10	6	15	3	18	11,820	8.07	60	146,408	7,414	4,406	62.72	37.28
4	2	15	5	17	11,817	8.07	61	146,408	6,839	4,978	57.87	42.13
10	2	15	6	16	11,814	8.07	62	146,408	6,699	5,115	56.70	43.30
10	22	15	5	18	11,811	8.07	63	146,408	7,325	4,486	62.02	37.98
9	3	15	5	17	11,802	8.06	64	146,408	6,764	5,038	57.31	42.69
6	2	15	3	17	11,800	8.06	65	146,408	6,956	4,844	58.95	41.05
3	30	15	2	17	11,795	8.06	66	146,408	6,991	4,804	59.27	40.73
5	26	15	3	17	11,792	8.05	67	146,408	6,926	4,866	58.73	41.27
1	9	15	6	17	11,787	8.05	68	146,408	7,077	4,710	60.04	39.96
5	27	15	4	17	11,787	8.05	69	146,408	6,711	5,076	56.94	43.06
4	15	15	4	8	11,776	8.04	70	146,408	4,591	7,185	38.99	61.01
5	21	15	5	18	11,776	8.04	71	146,408	7,383	4,393	62.70	37.30
9	11	15	6	18	11,775	8.04	72	146,408	7,326	4,449	62.22	37.78
2	13	15	6	16	11,774	8.04	73	146,408	6,644	5,130	56.43	43.57
3	4	15	4	17	11,773	8.04	74	146,408	6,836	4,937	58.07	41.93
5	11	15	2	18	11,772	8.04	75	146,408	7,400	4,372	62.86	37.14
9	29	15	3	18	11,771	8.04	76	146,408	7,475	4,296	63.50	36.50
12	16	15	4	17	11,771	8.04	77	146,408	6,860	4,911	58.28	41.72
5	29	15	6	16	11,769	8.04	78	146,408	6,642	5,127	56.44	43.56
10	22	15	5	17	11,768	8.04	79	146,408	7,020	4,748	59.65	40.35
4	29	15	4	8	11,766	8.04	80	146,408	4,585	7,181	38.97	61.03
5	14	15	5	17	11,764	8.04	81	146,408	6,888	4,876	58.55	41.45
6	19	15	6	16	11,763	8.03	82	146,408	6,414	5,349	54.53	45.47
8	21	15	6	17	11,762	8.03	83	146,408	6,738	5,024	57.29	42.71
4	17	15	6	18	11,754	8.03	84	146,408	6,915	4,839	58.83	41.17
1	30	15	6	18	11,753	8.03	85	146,408	7,128	4,625	60.65	39.35
3	13	15	6	16	11,753	8.03	86	146,408	6,373	5,380	54.22	45.78
5	19	15	3	8	11,752	8.03	87	146,408	4,564	7,188	38.84	61.16
9	16	15	4	18	11,752	8.03	88	146,408	7,265	4,487	61.82	38.18
9	15	15	3	18	11,749	8.02	89	146,408	7,255	4,494	61.75	38.25
2	6	15	6	17	11,747	8.02	90	146,408	7,136	4,611	60.75	39.25
3	3	15	3	18	11,746	8.02	91	146,408	7,350	4,396	62.57	37.43
9	4	15	6	16	11,745	8.02	92	146,408	6,788	4,957	57.79	42.21
3	11	15	4	17	11,744	8.02	93	146,408	6,851	4,893	58.34	41.66
4	21	15	3	17	11,743	8.02	94	146,408	6,955	4,788	59.23	40.77
9	18	15	6	16	11,743	8.02	95	146,408	6,566	5,177	55.91	44.09
1	29	15	5	17	11,738	8.02	96	146,408	6,999	4,739	59.63	40.37
10	16	15	6	18	11,737	8.02	97	146,408	7,241	4,496	61.69	38.31
3	5	15	5	18	11,733	8.01	98	146,408	7,264	4,469	61.91	38.09
6	4	15	5	8	11,733	8.01	99	146,408	4,602	7,131	39.22	60.78
7	10	15	6	17	11,733	8.01	100	146,408	6,965	4,768	59.36	40.64
2	11	15	4	17	11,732	8.01	101	146,408	6,877	4,855	58.62	41.38
4	24	15	6	16	11,724	8.01	102	146,408	6,730	4,994	57.40	42.60
10	15	15	5	18	11,724	8.01	103	146,408	7,324	4,400	62.47	37.53

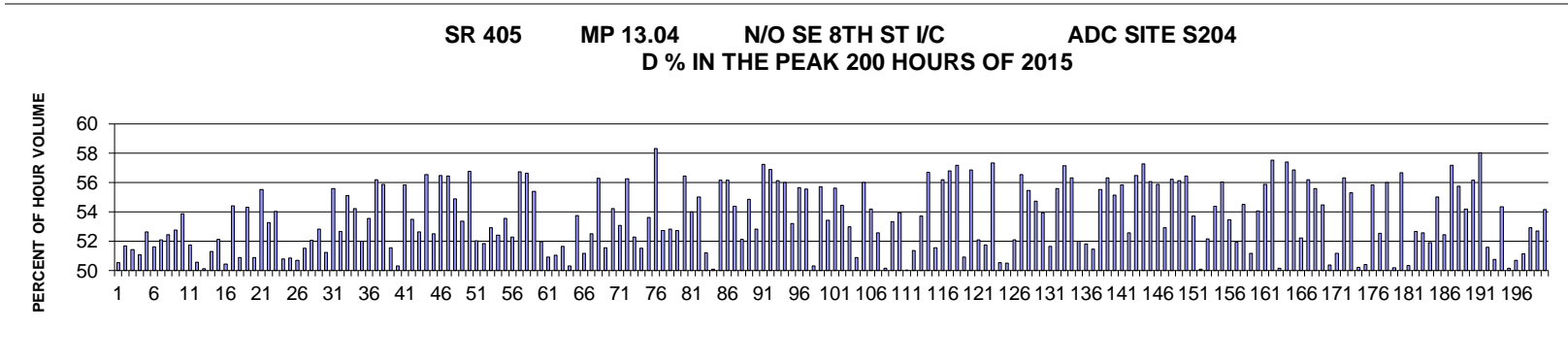
MO	DY	YR	DAY OF WK	HR	HR VOL	PERCENT OF AADT	HOUR NUMBER	AADT	EAST VOLUME	WEST VOLUME	PERCENT EAST IS OF TOTAL VOLUME	PERCENT WEST IS OF TOTAL VOLUME
8	27	15	5	18	11,719	8.00	104	146,408	7,355	4,364	62.76	37.24
10	28	15	4	18	11,718	8.00	105	146,408	7,110	4,608	60.68	39.32
3	27	15	6	18	11,717	8.00	106	146,408	7,047	4,670	60.14	39.86
11	5	15	5	17	11,715	8.00	107	146,408	6,896	4,819	58.86	41.14
6	1	15	2	18	11,713	8.00	108	146,408	7,179	4,534	61.29	38.71
11	10	15	3	17	11,713	8.00	109	146,408	6,847	4,866	58.46	41.54
1	23	15	6	17	11,707	8.00	110	146,408	7,078	4,629	60.46	39.54
4	22	15	4	17	11,706	8.00	111	146,408	6,866	4,840	58.65	41.35
2	26	15	5	18	11,705	7.99	112	146,408	7,309	4,396	62.44	37.56
7	8	15	4	17	11,705	7.99	113	146,408	6,908	4,797	59.02	40.98
9	11	15	6	16	11,704	7.99	114	146,408	6,583	5,121	56.25	43.75
4	21	15	3	8	11,702	7.99	115	146,408	4,587	7,115	39.20	60.80
10	14	15	4	18	11,701	7.99	116	146,408	7,342	4,359	62.75	37.25
7	7	15	3	18	11,700	7.99	117	146,408	7,230	4,470	61.79	38.21
9	30	15	4	18	11,699	7.99	118	146,408	7,300	4,399	62.40	37.60
5	26	15	3	8	11,696	7.99	119	146,408	4,586	7,110	39.21	60.79
1	9	15	6	18	11,689	7.98	120	146,408	7,378	4,311	63.12	36.88
5	6	15	4	18	11,689	7.98	121	146,408	7,240	4,449	61.94	38.06
4	22	15	4	8	11,685	7.98	122	146,408	4,603	7,082	39.39	60.61
10	23	15	6	18	11,684	7.98	123	146,408	7,209	4,475	61.70	38.30
8	26	15	4	17	11,682	7.98	124	146,408	7,058	4,624	60.42	39.58
2	12	15	5	18	11,677	7.98	125	146,408	7,223	4,454	61.86	38.14
3	26	15	5	18	11,676	7.97	126	146,408	7,327	4,349	62.75	37.25
1	7	15	4	18	11,673	7.97	127	146,408	7,388	4,285	63.29	36.71
9	16	15	4	17	11,672	7.97	128	146,408	6,888	4,784	59.01	40.99
9	9	15	4	18	11,671	7.97	129	146,408	7,319	4,352	62.71	37.29
4	14	15	3	8	11,667	7.97	130	146,408	4,549	7,118	38.99	61.01
11	20	15	6	17	11,665	7.97	131	146,408	7,014	4,651	60.13	39.87
5	18	15	2	17	11,664	7.97	132	146,408	6,938	4,726	59.48	40.52
10	9	15	6	16	11,662	7.97	133	146,408	6,888	4,774	59.06	40.94
3	6	15	6	17	11,656	7.96	134	146,408	7,119	4,537	61.08	38.92
12	11	15	6	17	11,656	7.96	135	146,408	6,761	4,895	58.00	42.00
8	7	15	6	16	11,654	7.96	136	146,408	6,537	5,117	56.09	43.91
7	16	15	5	17	11,650	7.96	137	146,408	6,950	4,700	59.66	40.34
4	30	15	5	8	11,646	7.95	138	146,408	4,431	7,215	38.05	61.95
8	11	15	3	17	11,646	7.95	139	146,408	6,900	4,746	59.25	40.75
1	28	15	4	18	11,644	7.95	140	146,408	7,242	4,402	62.20	37.80
1	29	15	5	18	11,644	7.95	141	146,408	7,358	4,286	63.19	36.81
10	14	15	4	17	11,643	7.95	142	146,408	6,867	4,776	58.98	41.02
3	2	15	2	8	11,636	7.95	143	146,408	4,436	7,200	38.12	61.88
4	30	15	5	17	11,636	7.95	144	146,408	6,895	4,741	59.26	40.74
6	16	15	3	17	11,636	7.95	145	146,408	6,940	4,696	59.64	40.36
5	26	15	3	18	11,635	7.95	146	146,408	7,331	4,304	63.01	36.99
9	2	15	4	18	11,634	7.95	147	146,408	7,357	4,277	63.24	36.76
9	30	15	4	17	11,634	7.95	148	146,408	6,938	4,696	59.64	40.36

MO	DY	YR	DAY OF WK	HR	HR VOL	PERCENT OF AADT	HOUR NUMBER	AADT	EAST VOLUME	WEST VOLUME	PERCENT EAST IS OF TOTAL VOLUME	PERCENT WEST IS OF TOTAL VOLUME
8	28	15	6	17	11,633	7.95	149	146,408	7,051	4,582	60.61	39.39
12	11	15	6	18	11,633	7.95	150	146,408	7,205	4,428	61.94	38.06
4	15	15	4	17	11,631	7.94	151	146,408	6,831	4,800	58.73	41.27
1	28	15	4	17	11,629	7.94	152	146,408	6,970	4,659	59.94	40.06
4	1	15	4	18	11,629	7.94	153	146,408	7,176	4,453	61.71	38.29
6	11	15	5	17	11,628	7.94	154	146,408	6,785	4,843	58.35	41.65
10	30	15	6	16	11,627	7.94	155	146,408	6,572	5,055	56.52	43.48
8	5	15	4	17	11,626	7.94	156	146,408	6,912	4,714	59.45	40.55
10	8	15	5	18	11,626	7.94	157	146,408	7,058	4,568	60.71	39.29
7	7	15	3	17	11,624	7.94	158	146,408	6,850	4,774	58.93	41.07
3	10	15	3	18	11,623	7.94	159	146,408	7,197	4,426	61.92	38.08
5	20	15	4	17	11,622	7.94	160	146,408	6,645	4,977	57.18	42.82
8	6	15	5	17	11,622	7.94	161	146,408	6,759	4,863	58.16	41.84
10	6	15	3	17	11,622	7.94	162	146,408	6,877	4,745	59.17	40.83
9	15	15	3	17	11,621	7.94	163	146,408	6,796	4,825	58.48	41.52
5	6	15	4	17	11,620	7.94	164	146,408	6,904	4,716	59.41	40.59
5	12	15	3	17	11,620	7.94	165	146,408	6,782	4,838	58.36	41.64
4	27	15	2	17	11,617	7.93	166	146,408	7,044	4,573	60.64	39.36
3	12	15	5	18	11,614	7.93	167	146,408	7,296	4,318	62.82	37.18
3	12	15	5	17	11,609	7.93	168	146,408	6,829	4,780	58.83	41.17
5	6	15	4	8	11,609	7.93	169	146,408	4,446	7,163	38.30	61.70
12	18	15	6	17	11,604	7.93	170	146,408	6,735	4,869	58.04	41.96
5	19	15	3	17	11,603	7.93	171	146,408	6,779	4,824	58.42	41.58
1	6	15	3	18	11,601	7.92	172	146,408	7,471	4,130	64.40	35.60
6	15	15	2	17	11,600	7.92	173	146,408	6,843	4,757	58.99	41.01
3	10	15	3	17	11,596	7.92	174	146,408	6,872	4,724	59.26	40.74
3	11	15	4	18	11,595	7.92	175	146,408	7,294	4,301	62.91	37.09
7	1	15	4	17	11,595	7.92	176	146,408	7,001	4,594	60.38	39.62
4	3	15	6	17	11,594	7.92	177	146,408	7,238	4,356	62.43	37.57
8	21	15	6	16	11,594	7.92	178	146,408	6,303	5,291	54.36	45.64
4	24	15	6	18	11,589	7.92	179	146,408	7,134	4,455	61.56	38.44
3	5	15	5	8	11,587	7.91	180	146,408	4,491	7,096	38.76	61.24
9	21	15	2	17	11,587	7.91	181	146,408	6,857	4,730	59.18	40.82
8	27	15	5	17	11,584	7.91	182	146,408	6,889	4,695	59.47	40.53
5	5	15	3	18	11,580	7.91	183	146,408	7,296	4,284	63.01	36.99
3	20	15	6	17	11,579	7.91	184	146,408	7,031	4,548	60.72	39.28
8	5	15	4	18	11,579	7.91	185	146,408	7,447	4,132	64.31	35.69
2	11	15	4	18	11,578	7.91	186	146,408	7,201	4,377	62.20	37.80
5	22	15	6	17	11,576	7.91	187	146,408	6,905	4,671	59.65	40.35
10	20	15	3	18	11,576	7.91	188	146,408	7,267	4,309	62.78	37.22
9	25	15	6	16	11,572	7.90	189	146,408	6,580	4,992	56.86	43.14
11	6	15	6	16	11,568	7.90	190	146,408	6,519	5,049	56.35	43.65
7	10	15	6	16	11,565	7.90	191	146,408	6,391	5,174	55.26	44.74
1	22	15	5	17	11,563	7.90	192	146,408	6,836	4,727	59.12	40.88
4	28	15	3	8	11,562	7.90	193	146,408	4,534	7,028	39.21	60.79

MO	DY	YR	DAY OF WK	HR	HR VOL	PERCENT OF AADT	HOUR NUMBER	AADT	EAST VOLUME	WEST VOLUME	PERCENT EAST IS OF TOTAL VOLUME	PERCENT WEST IS OF TOTAL VOLUME
1	7	15	4	17	11,561	7.90	194	146,408	6,774	4,787	58.59	41.41
1	8	15	5	17	11,558	7.89	195	146,408	6,753	4,805	58.43	41.57
6	3	15	4	8	11,557	7.89	196	146,408	4,495	7,062	38.89	61.11
5	19	15	3	18	11,554	7.89	197	146,408	7,198	4,356	62.30	37.70
6	3	15	4	18	11,554	7.89	198	146,408	7,346	4,208	63.58	36.42
5	7	15	5	17	11,553	7.89	199	146,408	6,773	4,780	58.63	41.37
7	28	15	3	17	11,550	7.89	200	146,408	6,759	4,791	58.52	41.48



AADT= 192400 K 30 FACTOR= 7.35 K 100 FACTOR= 7.19 K 200 FACTOR= 7.10 D 30 FACTOR= 51.24



MO	DY	YR	DAY OF WK	HR	HR VOL	PERCENT OF AADT	HOUR NUMBER	AADT	NORTH VOLUME	SOUTH VOLUME	PERCENT NORTH IS OF TOTAL VOLUME	PERCENT SOUTH IS OF TOTAL VOLUME
3	14	15	7	13	15,013	7.80	1	192,400	7,586	7,427	50.53	49.47
8	15	15	7	13	14,871	7.73	2	192,400	7,685	7,186	51.68	48.32
8	15	15	7	12	14,851	7.72	3	192,400	7,638	7,213	51.43	48.57
2	1	15	1	15	14,850	7.72	4	192,400	7,585	7,265	51.08	48.92
8	15	15	7	14	14,803	7.69	5	192,400	7,791	7,012	52.63	47.37
3	14	15	7	16	14,723	7.65	6	192,400	7,124	7,599	48.39	51.61
3	14	15	7	17	14,723	7.65	7	192,400	7,051	7,672	47.89	52.11
3	14	15	7	18	14,711	7.65	8	192,400	6,998	7,713	47.57	52.43
7	25	15	7	13	14,639	7.61	9	192,400	7,724	6,915	52.76	47.24
5	9	15	7	13	14,584	7.58	10	192,400	7,857	6,727	53.87	46.13
8	15	15	7	15	14,508	7.54	11	192,400	7,506	7,002	51.74	48.26
3	14	15	7	14	14,499	7.54	12	192,400	7,168	7,331	49.44	50.56
6	20	15	7	13	14,419	7.49	13	192,400	7,225	7,194	50.11	49.89

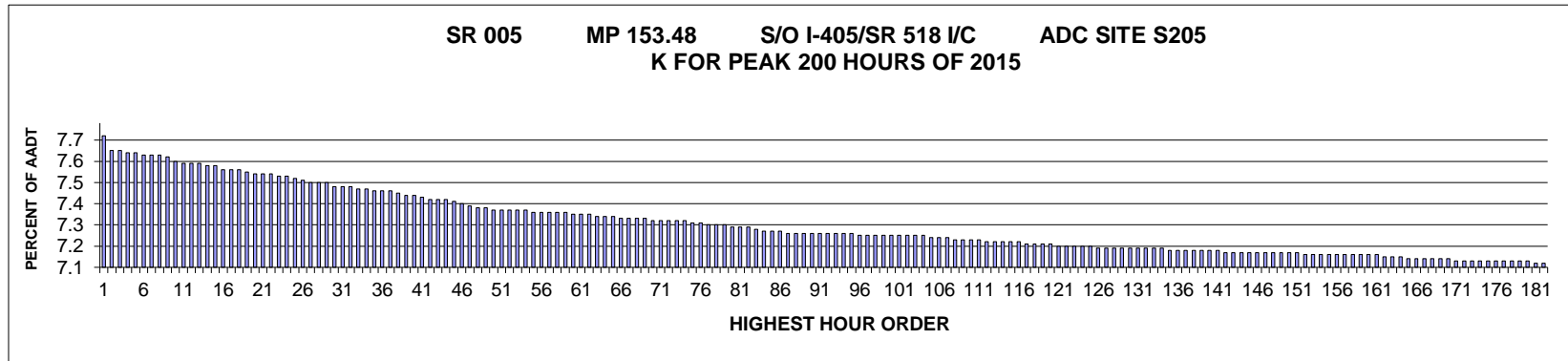
MO	DY	YR	DAY OF WK	HR	HR VOL	PERCENT OF AADT	HOUR NUMBER	AADT	NORTH VOLUME	SOUTH VOLUME	PERCENT NORTH IS OF TOTAL VOLUME	PERCENT SOUTH IS OF TOTAL VOLUME
6	27	15	7	15	14,402	7.49	14	192,400	7,389	7,013	51.31	48.69
6	13	15	7	13	14,383	7.48	15	192,400	7,498	6,885	52.13	47.87
8	15	15	7	16	14,382	7.48	16	192,400	7,255	7,127	50.45	49.55
3	7	15	7	13	14,370	7.47	17	192,400	7,819	6,551	54.41	45.59
6	27	15	7	13	14,325	7.45	18	192,400	7,292	7,033	50.90	49.10
9	19	15	7	13	14,292	7.43	19	192,400	7,762	6,530	54.31	45.69
6	21	15	1	12	14,271	7.42	20	192,400	7,009	7,262	49.11	50.89
6	4	15	5	8	14,233	7.40	21	192,400	7,903	6,330	55.53	44.47
5	30	15	7	13	14,221	7.39	22	192,400	7,576	6,645	53.27	46.73
6	13	15	7	12	14,219	7.39	23	192,400	7,683	6,536	54.03	45.97
6	27	15	7	12	14,215	7.39	24	192,400	7,218	6,997	50.78	49.22
8	15	15	7	17	14,206	7.38	25	192,400	7,224	6,982	50.85	49.15
6	21	15	1	13	14,184	7.37	26	192,400	7,191	6,993	50.70	49.30
5	9	15	7	17	14,178	7.37	27	192,400	7,306	6,872	51.53	48.47
3	21	15	7	16	14,162	7.36	28	192,400	7,374	6,788	52.07	47.93
9	19	15	7	12	14,141	7.35	29	192,400	7,472	6,669	52.84	47.16
8	16	15	1	13	14,138	7.35	30	192,400	6,894	7,244	48.76	51.24
3	5	15	5	8	14,135	7.35	31	192,400	7,856	6,279	55.58	44.42
5	9	15	7	14	14,134	7.35	32	192,400	7,445	6,689	52.67	47.33
6	16	15	3	8	14,133	7.35	33	192,400	7,788	6,345	55.11	44.89
6	18	15	5	8	14,120	7.34	34	192,400	7,658	6,462	54.24	45.76
7	18	15	7	13	14,104	7.33	35	192,400	7,335	6,769	52.01	47.99
5	9	15	7	12	14,086	7.32	36	192,400	7,543	6,543	53.55	46.45
5	26	15	3	8	14,085	7.32	37	192,400	7,916	6,169	56.20	43.80
6	3	15	4	8	14,079	7.32	38	192,400	7,866	6,213	55.87	44.13
8	22	15	7	17	14,077	7.32	39	192,400	7,259	6,818	51.57	48.43
6	20	15	7	12	14,065	7.31	40	192,400	7,078	6,987	50.32	49.68
4	29	15	4	8	14,063	7.31	41	192,400	7,856	6,207	55.86	44.14
9	19	15	7	14	14,052	7.30	42	192,400	7,515	6,537	53.48	46.52
5	9	15	7	16	14,047	7.30	43	192,400	7,393	6,654	52.63	47.37
5	27	15	4	8	14,044	7.30	44	192,400	7,943	6,101	56.56	43.44
6	6	15	7	13	14,021	7.29	45	192,400	7,362	6,659	52.51	47.49
3	28	15	7	12	14,015	7.28	46	192,400	7,915	6,100	56.48	43.52
5	12	15	3	8	14,011	7.28	47	192,400	7,910	6,101	56.46	43.54
7	25	15	7	14	14,009	7.28	48	192,400	7,691	6,318	54.90	45.10
11	10	15	3	8	14,004	7.28	49	192,400	7,476	6,528	53.38	46.62
5	19	15	3	8	13,999	7.28	50	192,400	7,946	6,053	56.76	43.24
11	4	15	4	8	13,991	7.27	51	192,400	7,279	6,712	52.03	47.97
7	11	15	7	13	13,990	7.27	52	192,400	7,251	6,739	51.83	48.17
4	10	15	6	15	13,983	7.27	53	192,400	7,398	6,585	52.91	47.09
3	6	15	6	15	13,978	7.27	54	192,400	7,325	6,653	52.40	47.60
6	28	15	1	14	13,978	7.27	55	192,400	7,485	6,493	53.55	46.45
7	10	15	6	13	13,973	7.26	56	192,400	7,305	6,668	52.28	47.72
4	30	15	5	8	13,970	7.26	57	192,400	7,928	6,042	56.75	43.25
4	14	15	3	8	13,969	7.26	58	192,400	7,912	6,057	56.64	43.36

MO	DY	YR	DAY OF WK	HR	HR VOL	PERCENT OF AADT	HOUR NUMBER	AADT	NORTH VOLUME	SOUTH VOLUME	PERCENT NORTH IS OF TOTAL VOLUME	PERCENT SOUTH IS OF TOTAL VOLUME
7	22	15	4	8	13,969	7.26	59	192,400	7,737	6,232	55.39	44.61
8	8	15	7	13	13,969	7.26	60	192,400	7,258	6,711	51.96	48.04
7	18	15	7	12	13,961	7.26	61	192,400	7,111	6,850	50.93	49.07
8	8	15	7	12	13,952	7.25	62	192,400	7,122	6,830	51.05	48.95
8	28	15	6	12	13,948	7.25	63	192,400	7,206	6,742	51.66	48.34
2	28	15	7	14	13,947	7.25	64	192,400	7,017	6,930	50.31	49.69
3	7	15	7	14	13,935	7.24	65	192,400	7,492	6,443	53.76	46.24
9	12	15	7	17	13,935	7.24	66	192,400	7,130	6,805	51.17	48.83
7	25	15	7	12	13,932	7.24	67	192,400	7,316	6,616	52.51	47.49
6	9	15	3	8	13,930	7.24	68	192,400	7,840	6,090	56.28	43.72
6	27	15	7	14	13,930	7.24	69	192,400	7,181	6,749	51.55	48.45
8	8	15	7	17	13,928	7.24	70	192,400	7,555	6,373	54.24	45.76
7	18	15	7	17	13,927	7.24	71	192,400	7,394	6,533	53.09	46.91
4	21	15	3	8	13,906	7.23	72	192,400	7,825	6,081	56.27	43.73
8	22	15	7	13	13,896	7.22	73	192,400	7,267	6,629	52.30	47.70
6	27	15	7	17	13,892	7.22	74	192,400	7,157	6,735	51.52	48.48
3	21	15	7	15	13,886	7.22	75	192,400	7,445	6,441	53.62	46.38
3	28	15	7	13	13,885	7.22	76	192,400	8,096	5,789	58.31	41.69
5	30	15	7	14	13,885	7.22	77	192,400	7,320	6,565	52.72	47.28
8	28	15	6	15	13,884	7.22	78	192,400	7,332	6,552	52.81	47.19
5	9	15	7	15	13,880	7.21	79	192,400	7,318	6,562	52.72	47.28
3	6	15	6	8	13,876	7.21	80	192,400	7,834	6,042	56.46	43.54
8	8	15	7	14	13,876	7.21	81	192,400	7,493	6,383	54.00	46.00
2	27	15	6	16	13,874	7.21	82	192,400	7,633	6,241	55.02	44.98
8	22	15	7	12	13,871	7.21	83	192,400	7,105	6,766	51.22	48.78
4	25	15	7	16	13,867	7.21	84	192,400	6,945	6,922	50.08	49.92
6	1	15	2	8	13,866	7.21	85	192,400	7,789	6,077	56.17	43.83
8	5	15	4	8	13,866	7.21	86	192,400	7,789	6,077	56.17	43.83
11	19	15	5	8	13,864	7.21	87	192,400	7,539	6,325	54.38	45.62
3	7	15	7	16	13,858	7.20	88	192,400	7,225	6,633	52.14	47.86
2	11	15	4	8	13,850	7.20	89	192,400	7,598	6,252	54.86	45.14
7	17	15	6	12	13,849	7.20	90	192,400	7,318	6,531	52.84	47.16
9	8	15	3	8	13,848	7.20	91	192,400	7,926	5,922	57.24	42.76
3	26	15	5	8	13,842	7.19	92	192,400	7,874	5,968	56.88	43.12
8	26	15	4	8	13,839	7.19	93	192,400	7,768	6,071	56.13	43.87
4	28	15	3	8	13,837	7.19	94	192,400	7,747	6,090	55.99	44.01
7	25	15	7	16	13,836	7.19	95	192,400	7,364	6,472	53.22	46.78
3	2	15	2	8	13,834	7.19	96	192,400	7,697	6,137	55.64	44.36
6	15	15	2	8	13,832	7.19	97	192,400	7,687	6,145	55.57	44.43
4	25	15	7	17	13,830	7.19	98	192,400	6,961	6,869	50.33	49.67
7	23	15	5	8	13,830	7.19	99	192,400	7,705	6,125	55.71	44.29
6	19	15	6	12	13,829	7.19	100	192,400	7,387	6,442	53.42	46.58
6	5	15	6	8	13,828	7.19	101	192,400	7,691	6,137	55.62	44.38
7	18	15	7	14	13,822	7.18	102	192,400	7,528	6,294	54.46	45.54
5	16	15	7	16	13,815	7.18	103	192,400	6,494	7,321	47.01	52.99

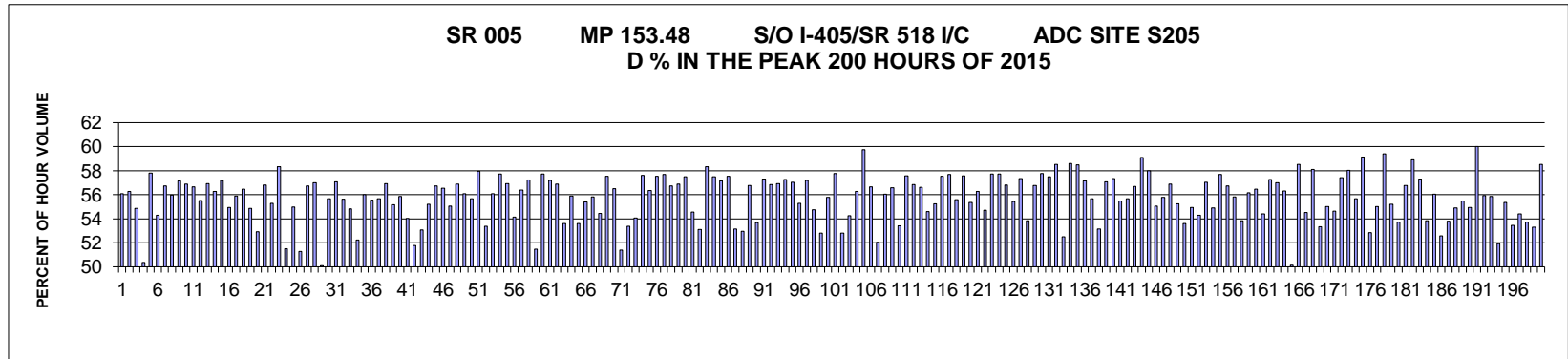
MO	DY	YR	DAY OF WK	HR	HR VOL	PERCENT OF AADT	HOUR NUMBER	AADT	NORTH VOLUME	SOUTH VOLUME	PERCENT NORTH IS OF TOTAL VOLUME	PERCENT SOUTH IS OF TOTAL VOLUME
7	19	15	1	13	13,811	7.18	104	192,400	7,029	6,782	50.89	49.11
8	6	15	5	8	13,808	7.18	105	192,400	7,731	6,077	55.99	44.01
6	17	15	4	8	13,805	7.18	106	192,400	7,479	6,326	54.18	45.82
7	11	15	7	14	13,805	7.18	107	192,400	7,256	6,549	52.56	47.44
8	8	15	7	11	13,802	7.17	108	192,400	6,882	6,920	49.86	50.14
3	21	15	7	14	13,798	7.17	109	192,400	7,359	6,439	53.33	46.67
6	14	15	1	14	13,794	7.17	110	192,400	7,442	6,352	53.95	46.05
5	16	15	7	13	13,791	7.17	111	192,400	6,891	6,900	49.97	50.03
2	28	15	7	16	13,790	7.17	112	192,400	6,708	7,082	48.64	51.36
6	14	15	1	15	13,790	7.17	113	192,400	7,409	6,381	53.73	46.27
9	2	15	4	8	13,790	7.17	114	192,400	7,817	5,973	56.69	43.31
6	13	15	7	17	13,788	7.17	115	192,400	7,109	6,679	51.56	48.44
3	30	15	2	8	13,786	7.17	116	192,400	7,746	6,040	56.19	43.81
6	22	15	2	8	13,786	7.17	117	192,400	7,832	5,954	56.81	43.19
4	29	15	4	9	13,785	7.16	118	192,400	7,884	5,901	57.19	42.81
5	16	15	7	15	13,785	7.16	119	192,400	6,764	7,021	49.07	50.93
5	1	15	6	8	13,783	7.16	120	192,400	7,837	5,946	56.86	43.14
6	6	15	7	16	13,783	7.16	121	192,400	7,178	6,605	52.08	47.92
9	12	15	7	12	13,783	7.16	122	192,400	7,131	6,652	51.74	48.26
5	6	15	4	8	13,781	7.16	123	192,400	7,902	5,879	57.34	42.66
8	9	15	1	13	13,779	7.16	124	192,400	6,965	6,814	50.55	49.45
8	15	15	7	11	13,778	7.16	125	192,400	6,956	6,822	50.49	49.51
3	13	15	6	14	13,771	7.16	126	192,400	7,173	6,598	52.09	47.91
6	2	15	3	8	13,771	7.16	127	192,400	7,789	5,982	56.56	43.44
8	27	15	5	8	13,771	7.16	128	192,400	7,639	6,132	55.47	44.53
9	9	15	4	8	13,770	7.16	129	192,400	7,537	6,233	54.73	45.27
3	10	15	3	16	13,769	7.16	130	192,400	7,427	6,342	53.94	46.06
5	16	15	7	17	13,768	7.16	131	192,400	6,657	7,111	48.35	51.65
4	22	15	4	8	13,767	7.16	132	192,400	7,654	6,113	55.60	44.40
2	3	15	3	8	13,764	7.15	133	192,400	7,866	5,898	57.15	42.85
2	24	15	3	8	13,758	7.15	134	192,400	7,748	6,010	56.32	43.68
5	10	15	1	13	13,758	7.15	135	192,400	7,155	6,603	52.01	47.99
3	14	15	7	15	13,757	7.15	136	192,400	6,629	7,128	48.19	51.81
7	18	15	7	15	13,757	7.15	137	192,400	7,080	6,677	51.46	48.54
8	18	15	3	8	13,757	7.15	138	192,400	7,638	6,119	55.52	44.48
6	10	15	4	8	13,751	7.15	139	192,400	7,743	6,008	56.31	43.69
7	1	15	4	8	13,749	7.15	140	192,400	7,583	6,166	55.15	44.85
5	29	15	6	8	13,746	7.14	141	192,400	7,678	6,068	55.86	44.14
4	5	15	1	14	13,744	7.14	142	192,400	7,227	6,517	52.58	47.42
5	21	15	5	8	13,744	7.14	143	192,400	7,763	5,981	56.48	43.52
5	14	15	5	9	13,743	7.14	144	192,400	7,870	5,873	57.27	42.73
5	28	15	5	8	13,741	7.14	145	192,400	7,704	6,037	56.07	43.93
9	16	15	4	8	13,738	7.14	146	192,400	7,678	6,060	55.89	44.11
3	4	15	4	16	13,735	7.14	147	192,400	7,267	6,468	52.91	47.09
5	15	15	6	8	13,733	7.14	148	192,400	7,724	6,009	56.24	43.76

MO	DY	YR	DAY OF WK	HR	HR VOL	PERCENT OF AADT	HOUR NUMBER	AADT	NORTH VOLUME	SOUTH VOLUME	PERCENT NORTH IS OF TOTAL VOLUME	PERCENT SOUTH IS OF TOTAL VOLUME
9	3	15	5	8	13,733	7.14	149	192,400	7,710	6,023	56.14	43.86
6	18	15	5	9	13,730	7.14	150	192,400	7,752	5,978	56.46	43.54
6	20	15	7	14	13,728	7.14	151	192,400	7,374	6,354	53.72	46.28
6	27	15	7	16	13,726	7.13	152	192,400	6,876	6,850	50.09	49.91
9	12	15	7	16	13,724	7.13	153	192,400	7,160	6,564	52.17	47.83
11	12	15	5	8	13,723	7.13	154	192,400	7,463	6,260	54.38	45.62
8	13	15	5	8	13,716	7.13	155	192,400	7,687	6,029	56.04	43.96
6	6	15	7	11	13,715	7.13	156	192,400	7,330	6,385	53.45	46.55
7	17	15	6	13	13,712	7.13	157	192,400	7,119	6,593	51.92	48.08
3	21	15	7	13	13,708	7.12	158	192,400	7,473	6,235	54.52	45.48
5	30	15	7	15	13,706	7.12	159	192,400	7,014	6,692	51.17	48.83
8	6	15	5	15	13,702	7.12	160	192,400	7,410	6,292	54.08	45.92
3	12	15	5	8	13,699	7.12	161	192,400	7,654	6,045	55.87	44.13
4	18	15	7	12	13,695	7.12	162	192,400	7,880	5,815	57.54	42.46
2	28	15	7	12	13,694	7.12	163	192,400	6,869	6,825	50.16	49.84
5	12	15	3	9	13,694	7.12	164	192,400	7,861	5,833	57.40	42.60
5	15	15	6	9	13,692	7.12	165	192,400	7,784	5,908	56.85	43.15
11	21	15	7	14	13,691	7.12	166	192,400	7,149	6,542	52.22	47.78
5	4	15	2	8	13,688	7.11	167	192,400	7,691	5,997	56.19	43.81
8	3	15	2	8	13,685	7.11	168	192,400	7,606	6,079	55.58	44.42
10	15	15	5	8	13,683	7.11	169	192,400	7,454	6,229	54.48	45.52
5	30	15	7	16	13,682	7.11	170	192,400	6,791	6,891	49.63	50.37
8	8	15	7	16	13,682	7.11	171	192,400	7,001	6,681	51.17	48.83
2	23	15	2	8	13,680	7.11	172	192,400	7,704	5,976	56.32	43.68
2	13	15	6	8	13,678	7.11	173	192,400	7,563	6,115	55.29	44.71
7	26	15	1	13	13,678	7.11	174	192,400	6,810	6,868	49.79	50.21
3	14	15	7	12	13,676	7.11	175	192,400	6,896	6,780	50.42	49.58
7	7	15	3	8	13,676	7.11	176	192,400	7,640	6,036	55.86	44.14
9	12	15	7	13	13,676	7.11	177	192,400	7,184	6,492	52.53	47.47
3	26	15	5	9	13,675	7.11	178	192,400	7,657	6,018	55.99	44.01
8	16	15	1	14	13,674	7.11	179	192,400	6,811	6,863	49.81	50.19
7	22	15	4	9	13,673	7.11	180	192,400	7,749	5,924	56.67	43.33
2	16	15	2	15	13,672	7.11	181	192,400	6,885	6,787	50.36	49.64
3	30	15	2	16	13,670	7.10	182	192,400	7,200	6,470	52.67	47.33
2	27	15	6	15	13,669	7.10	183	192,400	7,185	6,484	52.56	47.44
7	25	15	7	17	13,669	7.10	184	192,400	7,093	6,576	51.89	48.11
2	26	15	5	16	13,667	7.10	185	192,400	7,518	6,149	55.01	44.99
6	13	15	7	15	13,665	7.10	186	192,400	7,165	6,500	52.43	47.57
9	15	15	3	8	13,665	7.10	187	192,400	7,815	5,850	57.19	42.81
3	3	15	3	8	13,662	7.10	188	192,400	7,618	6,044	55.76	44.24
6	6	15	7	12	13,661	7.10	189	192,400	7,404	6,257	54.20	45.80
2	26	15	5	8	13,659	7.10	190	192,400	7,671	5,988	56.16	43.84
5	19	15	3	9	13,659	7.10	191	192,400	7,929	5,730	58.05	41.95
3	27	15	6	14	13,658	7.10	192	192,400	7,046	6,612	51.59	48.41
6	13	15	7	14	13,656	7.10	193	192,400	6,931	6,725	50.75	49.25

MO	DY	YR	DAY OF WK	HR	HR VOL	PERCENT OF AADT	HOUR NUMBER	AADT	NORTH VOLUME	SOUTH VOLUME	PERCENT NORTH IS OF TOTAL VOLUME	PERCENT SOUTH IS OF TOTAL VOLUME
2	7	15	7	14	13,655	7.10	194	192,400	7,422	6,233	54.35	45.65
8	15	15	7	18	13,654	7.10	195	192,400	6,805	6,849	49.84	50.16
8	21	15	6	13	13,654	7.10	196	192,400	6,923	6,731	50.70	49.30
6	20	15	7	11	13,653	7.10	197	192,400	6,984	6,669	51.15	48.85
9	19	15	7	15	13,653	7.10	198	192,400	7,225	6,428	52.92	47.08
3	3	15	3	16	13,652	7.10	199	192,400	7,195	6,457	52.70	47.30
4	4	15	7	13	13,652	7.10	200	192,400	7,393	6,259	54.15	45.85



AADT= 223881 K 30 FACTOR= 7.48 K 100 FACTOR= 7.25 K 200 FACTOR= 7.11 D 30 FACTOR= 55.66



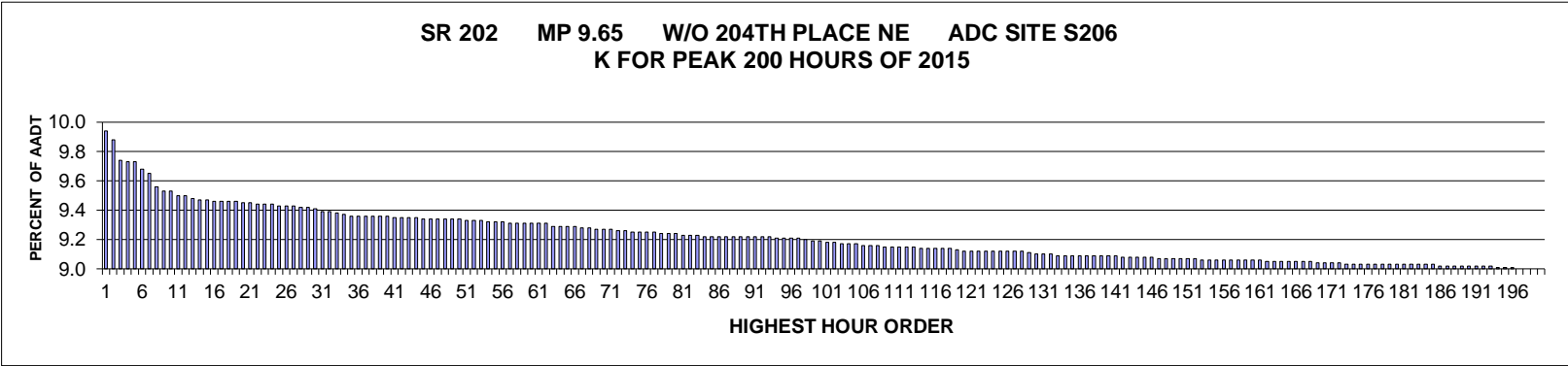
MO	DY	YR	DAY OF WK	HR	HR VOL	PERCENT OF AADT	HOUR NUMBER	AADT	NORTH VOLUME	SOUTH VOLUME	PERCENT NORTH IS OF TOTAL VOLUME	PERCENT SOUTH IS OF TOTAL VOLUME
8	21	15	6	15	17,288	7.72	1	223,881	7,590	9,698	43.90	56.10
7	10	15	6	15	17,131	7.65	2	223,881	7,489	9,642	43.72	56.28
6	12	15	6	15	17,121	7.65	3	223,881	7,727	9,394	45.13	54.87
9	3	15	5	17	17,099	7.64	4	223,881	8,486	8,613	49.63	50.37
4	3	15	6	15	17,095	7.64	5	223,881	7,213	9,882	42.19	57.81
10	9	15	6	15	17,091	7.63	6	223,881	7,814	9,277	45.72	54.28
3	27	15	6	15	17,089	7.63	7	223,881	7,393	9,696	43.26	56.74
7	23	15	5	15	17,075	7.63	8	223,881	7,518	9,557	44.03	55.97
9	25	15	6	15	17,067	7.62	9	223,881	7,313	9,754	42.85	57.15
2	13	15	6	15	17,005	7.60	10	223,881	7,330	9,675	43.10	56.90
8	28	15	6	15	17,001	7.59	11	223,881	7,368	9,633	43.34	56.66
8	7	15	6	15	16,994	7.59	12	223,881	7,562	9,432	44.50	55.50
4	10	15	6	15	16,986	7.59	13	223,881	7,316	9,670	43.07	56.93
3	13	15	6	15	16,976	7.58	14	223,881	7,421	9,555	43.71	56.29

MO	DY	YR	DAY OF WK	HR	HR VOL	PERCENT OF AADT	HOUR NUMBER	AADT	NORTH VOLUME	SOUTH VOLUME	PERCENT NORTH IS OF TOTAL VOLUME	PERCENT SOUTH IS OF TOTAL VOLUME
9	4	15	6	15	16,960	7.58	15	223,881	7,263	9,697	42.82	57.18
10	16	15	6	15	16,925	7.56	16	223,881	7,625	9,300	45.05	54.95
5	15	15	6	15	16,918	7.56	17	223,881	7,464	9,454	44.12	55.88
10	23	15	6	15	16,917	7.56	18	223,881	7,368	9,549	43.55	56.45
6	12	15	6	16	16,901	7.55	19	223,881	7,627	9,274	45.13	54.87
6	19	15	6	16	16,883	7.54	20	223,881	7,949	8,934	47.08	52.92
5	29	15	6	15	16,880	7.54	21	223,881	7,287	9,593	43.17	56.83
9	3	15	5	15	16,877	7.54	22	223,881	7,545	9,332	44.71	55.29
2	20	15	6	15	16,869	7.53	23	223,881	7,028	9,841	41.66	58.34
6	19	15	6	17	16,849	7.53	24	223,881	8,169	8,680	48.48	51.52
6	19	15	6	15	16,838	7.52	25	223,881	7,580	9,258	45.02	54.98
6	18	15	5	18	16,819	7.51	26	223,881	8,194	8,625	48.72	51.28
6	17	15	4	15	16,802	7.50	27	223,881	7,267	9,535	43.25	56.75
5	8	15	6	15	16,796	7.50	28	223,881	7,219	9,577	42.98	57.02
6	17	15	4	18	16,781	7.50	29	223,881	8,406	8,375	50.09	49.91
8	6	15	5	15	16,757	7.48	30	223,881	7,430	9,327	44.34	55.66
6	15	15	2	15	16,755	7.48	31	223,881	7,191	9,564	42.92	57.08
4	17	15	6	15	16,738	7.48	32	223,881	7,429	9,309	44.38	55.62
8	4	15	3	15	16,731	7.47	33	223,881	7,557	9,174	45.17	54.83
9	3	15	5	18	16,717	7.47	34	223,881	8,734	7,983	52.25	47.75
3	27	15	6	16	16,708	7.46	35	223,881	7,350	9,358	43.99	56.01
6	5	15	6	15	16,701	7.46	36	223,881	7,421	9,280	44.43	55.57
7	31	15	6	15	16,700	7.46	37	223,881	7,403	9,297	44.33	55.67
9	18	15	6	15	16,675	7.45	38	223,881	7,181	9,494	43.06	56.94
7	17	15	6	15	16,663	7.44	39	223,881	7,471	9,192	44.84	55.16
3	19	15	5	15	16,656	7.44	40	223,881	7,356	9,300	44.16	55.84
7	24	15	6	15	16,636	7.43	41	223,881	7,648	8,988	45.97	54.03
6	18	15	5	17	16,623	7.42	42	223,881	8,014	8,609	48.21	51.79
7	15	15	4	17	16,609	7.42	43	223,881	7,791	8,818	46.91	53.09
7	15	15	4	15	16,606	7.42	44	223,881	7,441	9,165	44.81	55.19
8	20	15	5	15	16,594	7.41	45	223,881	7,179	9,415	43.26	56.74
3	13	15	6	17	16,557	7.40	46	223,881	7,197	9,360	43.47	56.53
6	18	15	5	15	16,536	7.39	47	223,881	7,431	9,105	44.94	55.06
8	3	15	2	15	16,530	7.38	48	223,881	7,127	9,403	43.12	56.88
5	1	15	6	15	16,517	7.38	49	223,881	7,256	9,261	43.93	56.07
2	20	15	6	16	16,505	7.37	50	223,881	7,320	9,185	44.35	55.65
2	16	15	2	16	16,504	7.37	51	223,881	6,936	9,568	42.03	57.97
7	10	15	6	17	16,503	7.37	52	223,881	7,694	8,809	46.62	53.38
2	20	15	6	17	16,500	7.37	53	223,881	7,243	9,257	43.90	56.10
10	30	15	6	15	16,497	7.37	54	223,881	6,975	9,522	42.28	57.72
6	4	15	5	15	16,487	7.36	55	223,881	7,104	9,383	43.09	56.91
7	10	15	6	16	16,486	7.36	56	223,881	7,559	8,927	45.85	54.15
11	6	15	6	15	16,485	7.36	57	223,881	7,186	9,299	43.59	56.41
4	2	15	5	15	16,472	7.36	58	223,881	7,045	9,427	42.77	57.23
6	17	15	4	17	16,469	7.36	59	223,881	7,992	8,477	48.53	51.47
6	24	15	4	15	16,466	7.35	60	223,881	6,961	9,505	42.27	57.73
9	18	15	6	16	16,446	7.35	61	223,881	7,042	9,404	42.82	57.18
8	5	15	4	15	16,445	7.35	62	223,881	7,087	9,358	43.10	56.90
7	17	15	6	14	16,441	7.34	63	223,881	7,629	8,812	46.40	53.60

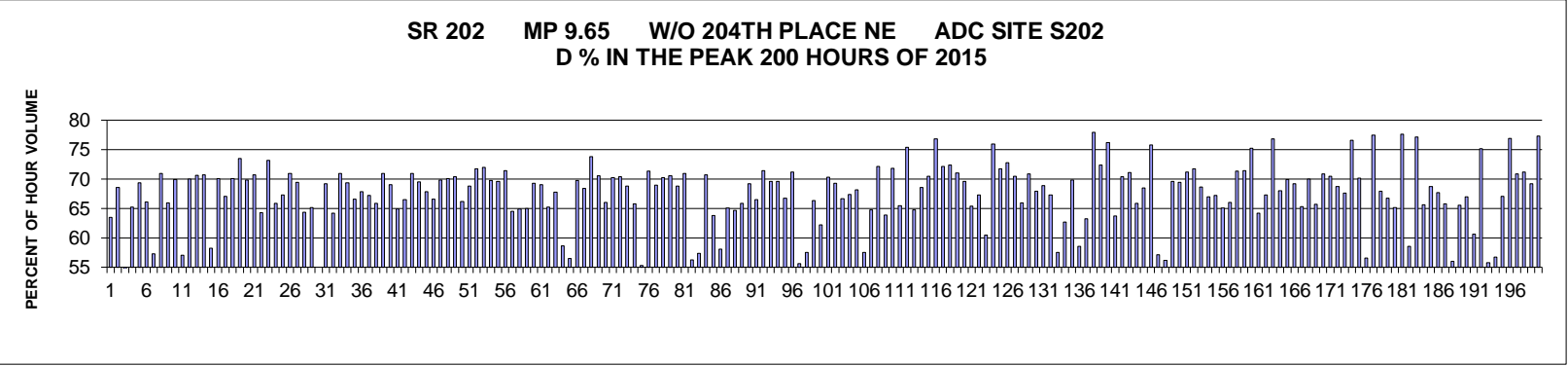
MO	DY	YR	DAY OF WK	HR	HR VOL	PERCENT OF AADT	HOUR NUMBER	AADT	NORTH VOLUME	SOUTH VOLUME	PERCENT NORTH IS OF TOTAL VOLUME	PERCENT SOUTH IS OF TOTAL VOLUME
8	10	15	2	15	16,437	7.34	64	223,881	7,251	9,186	44.11	55.89
9	3	15	5	16	16,422	7.34	65	223,881	7,620	8,802	46.40	53.60
3	13	15	6	16	16,421	7.33	66	223,881	7,325	9,096	44.61	55.39
12	4	15	6	15	16,421	7.33	67	223,881	7,253	9,168	44.17	55.83
7	24	15	6	17	16,407	7.33	68	223,881	7,476	8,931	45.57	54.43
3	26	15	5	15	16,405	7.33	69	223,881	6,967	9,438	42.47	57.53
7	9	15	5	15	16,397	7.32	70	223,881	7,135	9,262	43.51	56.49
7	10	15	6	18	16,388	7.32	71	223,881	7,963	8,425	48.59	51.41
9	11	15	6	17	16,387	7.32	72	223,881	7,643	8,744	46.64	53.36
6	17	15	4	16	16,384	7.32	73	223,881	7,527	8,857	45.94	54.06
2	18	15	4	17	16,380	7.32	74	223,881	6,945	9,435	42.40	57.60
9	25	15	6	16	16,373	7.31	75	223,881	7,145	9,228	43.64	56.36
6	4	15	5	16	16,371	7.31	76	223,881	6,951	9,420	42.46	57.54
9	4	15	6	16	16,346	7.30	77	223,881	6,918	9,428	42.32	57.68
7	16	15	5	15	16,345	7.30	78	223,881	7,072	9,273	43.27	56.73
3	6	15	6	15	16,339	7.30	79	223,881	7,047	9,292	43.13	56.87
2	12	15	5	17	16,318	7.29	80	223,881	6,935	9,383	42.50	57.50
9	25	15	6	18	16,314	7.29	81	223,881	7,415	8,899	45.45	54.55
8	21	15	6	17	16,310	7.29	82	223,881	7,646	8,664	46.88	53.12
7	14	15	3	15	16,292	7.28	83	223,881	6,787	9,505	41.66	58.34
2	26	15	5	15	16,281	7.27	84	223,881	6,922	9,359	42.52	57.48
5	7	15	5	15	16,277	7.27	85	223,881	6,975	9,302	42.85	57.15
8	18	15	3	15	16,268	7.27	86	223,881	6,911	9,357	42.48	57.52
6	18	15	5	16	16,261	7.26	87	223,881	7,619	8,642	46.85	53.15
7	15	15	4	18	16,255	7.26	88	223,881	7,644	8,611	47.03	52.97
4	8	15	4	15	16,253	7.26	89	223,881	7,024	9,229	43.22	56.78
12	18	15	6	15	16,249	7.26	90	223,881	7,527	8,722	46.32	53.68
2	16	15	2	15	16,248	7.26	91	223,881	6,938	9,310	42.70	57.30
7	20	15	2	15	16,247	7.26	92	223,881	7,010	9,237	43.15	56.85
5	14	15	5	15	16,246	7.26	93	223,881	7,001	9,245	43.09	56.91
7	6	15	2	15	16,245	7.26	94	223,881	6,941	9,304	42.73	57.27
10	23	15	6	16	16,245	7.26	95	223,881	6,978	9,267	42.95	57.05
3	20	15	6	16	16,240	7.25	96	223,881	7,262	8,978	44.72	55.28
9	9	15	4	15	16,238	7.25	97	223,881	6,949	9,289	42.79	57.21
7	30	15	5	15	16,237	7.25	98	223,881	7,348	8,889	45.25	54.75
7	9	15	5	18	16,236	7.25	99	223,881	7,662	8,574	47.19	52.81
2	13	15	6	16	16,234	7.25	100	223,881	7,181	9,053	44.23	55.77
8	17	15	2	15	16,234	7.25	101	223,881	6,856	9,378	42.23	57.77
6	19	15	6	14	16,226	7.25	102	223,881	7,655	8,571	47.18	52.82
8	28	15	6	14	16,226	7.25	103	223,881	7,420	8,806	45.73	54.27
5	14	15	5	16	16,223	7.25	104	223,881	7,092	9,131	43.72	56.28
11	11	15	4	16	16,220	7.24	105	223,881	6,532	9,688	40.27	59.73
9	18	15	6	17	16,215	7.24	106	223,881	7,031	9,184	43.36	56.64
7	24	15	6	14	16,213	7.24	107	223,881	7,772	8,441	47.94	52.06
12	22	15	3	15	16,193	7.23	108	223,881	7,118	9,075	43.96	56.04
7	1	15	4	15	16,188	7.23	109	223,881	7,027	9,161	43.41	56.59
8	7	15	6	14	16,181	7.23	110	223,881	7,535	8,646	46.57	53.43
6	25	15	5	15	16,180	7.23	111	223,881	6,863	9,317	42.42	57.58
4	7	15	3	17	16,168	7.22	112	223,881	6,976	9,192	43.15	56.85

MO	DY	YR	DAY OF WK	HR	HR VOL	PERCENT OF AADT	HOUR NUMBER	AADT	NORTH VOLUME	SOUTH VOLUME	PERCENT NORTH IS OF TOTAL VOLUME	PERCENT SOUTH IS OF TOTAL VOLUME
6	11	15	5	15	16,167	7.22	113	223,881	7,011	9,156	43.37	56.63
7	31	15	6	14	16,164	7.22	114	223,881	7,340	8,824	45.41	54.59
11	6	15	6	16	16,160	7.22	115	223,881	7,231	8,929	44.75	55.25
10	21	15	4	15	16,154	7.22	116	223,881	6,861	9,293	42.47	57.53
8	19	15	4	15	16,149	7.21	117	223,881	6,832	9,317	42.31	57.69
8	10	15	2	17	16,139	7.21	118	223,881	7,167	8,972	44.41	55.59
6	1	15	2	15	16,133	7.21	119	223,881	6,846	9,287	42.43	57.57
7	9	15	5	16	16,132	7.21	120	223,881	7,203	8,929	44.65	55.35
2	26	15	5	17	16,130	7.20	121	223,881	7,054	9,076	43.73	56.27
5	8	15	6	16	16,120	7.20	122	223,881	7,297	8,823	45.27	54.73
4	8	15	4	16	16,118	7.20	123	223,881	6,813	9,305	42.27	57.73
1	30	15	6	15	16,117	7.20	124	223,881	6,814	9,303	42.28	57.72
4	3	15	6	16	16,113	7.20	125	223,881	6,958	9,155	43.18	56.82
6	26	15	6	15	16,106	7.19	126	223,881	7,177	8,929	44.56	55.44
6	2	15	3	15	16,105	7.19	127	223,881	6,869	9,236	42.65	57.35
8	21	15	6	16	16,105	7.19	128	223,881	7,432	8,673	46.15	53.85
8	12	15	4	15	16,104	7.19	129	223,881	6,962	9,142	43.23	56.77
4	7	15	3	15	16,101	7.19	130	223,881	6,798	9,303	42.22	57.78
6	10	15	4	15	16,100	7.19	131	223,881	6,845	9,255	42.52	57.48
8	25	15	3	15	16,099	7.19	132	223,881	6,674	9,425	41.46	58.54
6	12	15	6	14	16,089	7.19	133	223,881	7,642	8,447	47.50	52.50
7	21	15	3	15	16,089	7.19	134	223,881	6,663	9,426	41.41	58.59
9	8	15	3	15	16,084	7.18	135	223,881	6,676	9,408	41.51	58.49
7	28	15	3	15	16,079	7.18	136	223,881	6,890	9,189	42.85	57.15
3	20	15	6	15	16,070	7.18	137	223,881	7,125	8,945	44.34	55.66
4	17	15	6	17	16,070	7.18	138	223,881	7,528	8,542	46.85	53.15
5	27	15	4	15	16,067	7.18	139	223,881	6,898	9,169	42.93	57.07
6	16	15	3	15	16,065	7.18	140	223,881	6,854	9,211	42.66	57.34
6	26	15	6	14	16,064	7.18	141	223,881	7,151	8,913	44.52	55.48
5	1	15	6	17	16,061	7.17	142	223,881	7,118	8,943	44.32	55.68
4	2	15	5	16	16,056	7.17	143	223,881	6,956	9,100	43.32	56.68
3	25	15	4	15	16,054	7.17	144	223,881	6,567	9,487	40.91	59.09
11	24	15	3	15	16,049	7.17	145	223,881	6,740	9,309	42.00	58.00
12	31	15	5	15	16,049	7.17	146	223,881	7,212	8,837	44.94	55.06
7	2	15	5	15	16,048	7.17	147	223,881	7,097	8,951	44.22	55.78
10	21	15	4	16	16,047	7.17	148	223,881	6,920	9,127	43.12	56.88
4	24	15	6	15	16,046	7.17	149	223,881	7,182	8,864	44.76	55.24
8	7	15	6	17	16,043	7.17	150	223,881	7,441	8,602	46.38	53.62
8	25	15	3	17	16,042	7.17	151	223,881	7,227	8,815	45.05	54.95
7	24	15	6	16	16,039	7.16	152	223,881	7,329	8,710	45.69	54.31
4	9	15	5	15	16,036	7.16	153	223,881	6,890	9,146	42.97	57.03
10	23	15	6	17	16,035	7.16	154	223,881	7,230	8,805	45.09	54.91
6	9	15	3	15	16,034	7.16	155	223,881	6,787	9,247	42.33	57.67
6	22	15	2	15	16,032	7.16	156	223,881	6,934	9,098	43.25	56.75
7	22	15	4	15	16,026	7.16	157	223,881	7,082	8,944	44.19	55.81
6	5	15	6	17	16,024	7.16	158	223,881	7,399	8,625	46.17	53.83
8	5	15	4	18	16,023	7.16	159	223,881	7,026	8,997	43.85	56.15
5	28	15	5	15	16,020	7.16	160	223,881	6,973	9,047	43.53	56.47
7	15	15	4	16	16,019	7.16	161	223,881	7,306	8,713	45.61	54.39

MO	DY	YR	DAY OF WK	HR	HR VOL	PERCENT OF AADT	HOUR NUMBER	AADT	NORTH VOLUME	SOUTH VOLUME	PERCENT NORTH IS OF TOTAL VOLUME	PERCENT SOUTH IS OF TOTAL VOLUME
7	29	15	4	15	16,018	7.15	162	223,881	6,846	9,172	42.74	57.26
3	26	15	5	16	16,000	7.15	163	223,881	6,878	9,122	42.99	57.01
7	8	15	4	15	15,999	7.15	164	223,881	6,988	9,011	43.68	56.32
9	11	15	6	16	15,996	7.14	165	223,881	8,021	7,975	50.14	49.86
1	9	15	6	15	15,989	7.14	166	223,881	6,632	9,357	41.48	58.52
8	27	15	5	18	15,987	7.14	167	223,881	7,271	8,716	45.48	54.52
1	19	15	2	15	15,980	7.14	168	223,881	6,697	9,283	41.91	58.09
5	10	15	1	17	15,980	7.14	169	223,881	7,455	8,525	46.65	53.35
12	30	15	4	15	15,974	7.14	170	223,881	7,187	8,787	44.99	55.01
5	29	15	6	14	15,971	7.13	171	223,881	7,247	8,724	45.38	54.62
9	17	15	5	15	15,971	7.13	172	223,881	6,802	9,169	42.59	57.41
3	5	15	5	16	15,967	7.13	173	223,881	6,703	9,264	41.98	58.02
7	27	15	2	17	15,967	7.13	174	223,881	7,080	8,887	44.34	55.66
3	17	15	3	15	15,965	7.13	175	223,881	6,525	9,440	40.87	59.13
12	18	15	6	16	15,964	7.13	176	223,881	7,529	8,435	47.16	52.84
6	29	15	2	16	15,963	7.13	177	223,881	7,184	8,779	45.00	55.00
2	11	15	4	15	15,959	7.13	178	223,881	6,477	9,482	40.59	59.41
3	27	15	6	17	15,955	7.13	179	223,881	7,147	8,808	44.79	55.21
4	17	15	6	16	15,955	7.13	180	223,881	7,384	8,571	46.28	53.72
7	13	15	2	16	15,947	7.12	181	223,881	6,895	9,052	43.24	56.76
6	23	15	3	15	15,941	7.12	182	223,881	6,554	9,387	41.11	58.89
5	21	15	5	15	15,939	7.12	183	223,881	6,802	9,137	42.68	57.32
8	7	15	6	16	15,938	7.12	184	223,881	7,357	8,581	46.16	53.84
3	5	15	5	17	15,935	7.12	185	223,881	7,004	8,931	43.95	56.05
10	9	15	6	14	15,935	7.12	186	223,881	7,557	8,378	47.42	52.58
9	11	15	6	18	15,933	7.12	187	223,881	7,364	8,569	46.22	53.78
3	26	15	5	17	15,932	7.12	188	223,881	7,183	8,749	45.09	54.91
8	3	15	2	17	15,932	7.12	189	223,881	7,096	8,836	44.54	55.46
3	19	15	5	17	15,930	7.12	190	223,881	7,180	8,750	45.07	54.93
2	18	15	4	15	15,929	7.11	191	223,881	6,367	9,562	39.97	60.03
7	31	15	6	16	15,929	7.11	192	223,881	7,016	8,913	44.05	55.95
5	1	15	6	16	15,926	7.11	193	223,881	7,029	8,897	44.14	55.86
10	28	15	4	18	15,925	7.11	194	223,881	7,657	8,268	48.08	51.92
5	29	15	6	17	15,923	7.11	195	223,881	7,110	8,813	44.65	55.35
6	20	15	7	13	15,923	7.11	196	223,881	8,509	7,414	53.44	46.56
7	16	15	5	18	15,923	7.11	197	223,881	7,263	8,660	45.61	54.39
7	23	15	5	17	15,923	7.11	198	223,881	7,371	8,552	46.29	53.71
9	18	15	6	14	15,921	7.11	199	223,881	7,435	8,486	46.70	53.30
3	31	15	3	15	15,920	7.11	200	223,881	6,602	9,318	41.47	58.53



AADT= 33180 K 30 FACTOR= 9.36 K 100 FACTOR= 9.14 K 200 FACTOR= 8.95 D 30 FACTOR= 54.89



MO	DY	YR	DAY OF WK	HR	HR VOL	PERCENT OF AADT	HOUR NUMBER	AADT	NORTH VOLUME	SOUTH VOLUME	PERCENT NORTH IS OF TOTAL VOLUME	PERCENT SOUTH IS OF TOTAL VOLUME
7	29	15	4	17	3,281	9.89	1	33,180	2,079	1,202	63.36	36.64
10	12	15	2	17	3,261	9.83	2	33,180	2,231	1,030	68.41	31.59
6	11	15	5	16	3,216	9.69	3	33,180	1,721	1,495	53.51	46.49
6	5	15	6	17	3,213	9.68	4	33,180	2,092	1,121	65.11	34.89
9	24	15	5	18	3,212	9.68	5	33,180	2,224	988	69.24	30.76
10	8	15	5	17	3,196	9.63	6	33,180	2,110	1,086	66.02	33.98
6	11	15	5	15	3,186	9.60	7	33,180	1,822	1,364	57.19	42.81
4	28	15	3	18	3,155	9.51	8	33,180	2,235	920	70.84	29.16
10	5	15	2	17	3,147	9.48	9	33,180	2,071	1,076	65.81	34.19
11	6	15	6	18	3,145	9.48	10	33,180	2,194	951	69.76	30.24
12	11	15	6	16	3,136	9.45	11	33,180	1,784	1,352	56.89	43.11
6	11	15	5	18	3,134	9.45	12	33,180	2,191	943	69.91	30.09
10	22	15	5	18	3,129	9.43	13	33,180	2,206	923	70.50	29.50

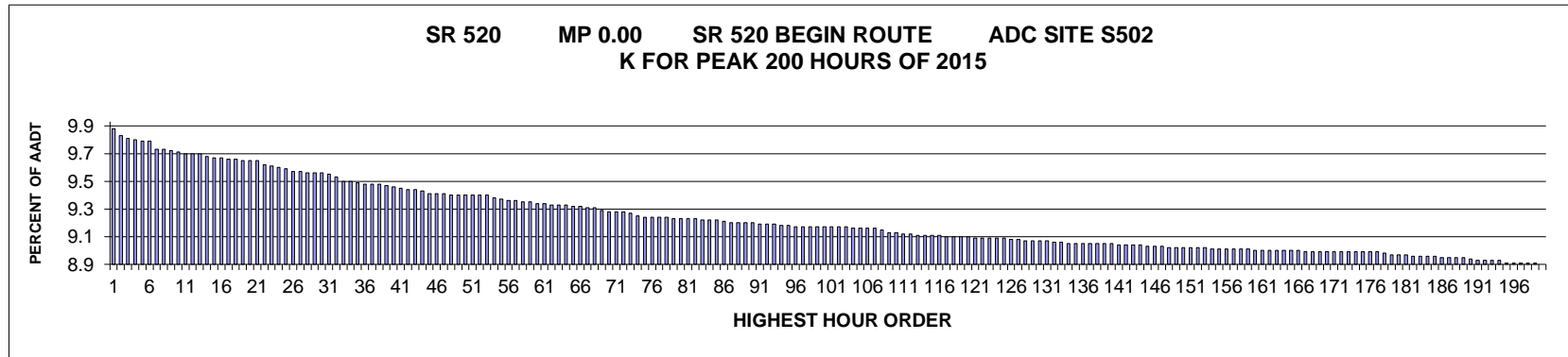
MO	DY	YR	DAY OF WK	HR	HR VOL	PERCENT OF AADT	HOUR NUMBER	AADT	NORTH VOLUME	SOUTH VOLUME	PERCENT NORTH IS OF TOTAL VOLUME	PERCENT SOUTH IS OF TOTAL VOLUME
11	19	15	5	18	3,125	9.42	14	33,180	2,207	918	70.62	29.38
6	5	15	6	16	3,124	9.42	15	33,180	1,815	1,309	58.10	41.90
8	27	15	5	18	3,122	9.41	16	33,180	2,183	939	69.92	30.08
12	4	15	6	18	3,122	9.41	17	33,180	2,089	1,033	66.91	33.09
4	1	15	4	18	3,121	9.41	18	33,180	2,183	938	69.95	30.05
9	21	15	2	18	3,121	9.41	19	33,180	2,289	832	73.34	26.66
4	30	15	5	18	3,120	9.40	20	33,180	2,175	945	69.71	30.29
10	26	15	2	18	3,118	9.40	21	33,180	2,202	916	70.62	29.38
12	11	15	6	17	3,116	9.39	22	33,180	1,999	1,117	64.15	35.85
11	2	15	2	18	3,115	9.39	23	33,180	2,275	840	73.03	26.97
11	20	15	6	18	3,114	9.39	24	33,180	2,048	1,066	65.77	34.23
6	11	15	5	17	3,113	9.38	25	33,180	2,090	1,023	67.14	32.86
10	27	15	3	18	3,112	9.38	26	33,180	2,204	908	70.82	29.18
10	1	15	5	18	3,111	9.38	27	33,180	2,156	955	69.30	30.70
9	11	15	6	17	3,109	9.37	28	33,180	1,996	1,113	64.20	35.80
9	25	15	6	18	3,108	9.37	29	33,180	2,022	1,086	65.06	34.94
10	30	15	6	16	3,106	9.36	30	33,180	1,705	1,401	54.89	45.11
5	6	15	4	18	3,100	9.34	31	33,180	2,141	959	69.06	30.94
10	23	15	6	17	3,100	9.34	32	33,180	1,987	1,113	64.10	35.90
10	19	15	2	18	3,096	9.33	33	33,180	2,193	903	70.83	29.17
10	8	15	5	18	3,091	9.32	34	33,180	2,141	950	69.27	30.73
4	15	15	4	18	3,090	9.31	35	33,180	2,053	1,037	66.44	33.56
5	7	15	5	18	3,090	9.31	36	33,180	2,092	998	67.70	32.30
5	29	15	6	18	3,089	9.31	37	33,180	2,073	1,016	67.11	32.89
10	23	15	6	18	3,089	9.31	38	33,180	2,032	1,057	65.78	34.22
3	12	15	5	18	3,088	9.31	39	33,180	2,186	902	70.79	29.21
10	13	15	3	18	3,088	9.31	40	33,180	2,129	959	68.94	31.06
4	21	15	3	17	3,087	9.30	41	33,180	2,000	1,087	64.79	35.21
3	27	15	6	18	3,086	9.30	42	33,180	2,048	1,038	66.36	33.64
4	14	15	3	18	3,086	9.30	43	33,180	2,186	900	70.84	29.16
9	15	15	3	18	3,086	9.30	44	33,180	2,141	945	69.38	30.62
4	17	15	6	18	3,083	9.29	45	33,180	2,089	994	67.76	32.24
10	16	15	6	18	3,083	9.29	46	33,180	2,049	1,034	66.46	33.54
11	10	15	3	18	3,083	9.29	47	33,180	2,149	934	69.70	30.30
5	28	15	5	18	3,081	9.29	48	33,180	2,155	926	69.94	30.06
6	9	15	3	18	3,081	9.29	49	33,180	2,165	916	70.27	29.73
11	3	15	3	17	3,081	9.29	50	33,180	2,036	1,045	66.08	33.92
10	15	15	5	18	3,080	9.28	51	33,180	2,116	964	68.70	31.30
12	1	15	3	18	3,079	9.28	52	33,180	2,206	873	71.65	28.35
10	28	15	4	18	3,078	9.28	53	33,180	2,211	867	71.83	28.17
10	14	15	4	18	3,076	9.27	54	33,180	2,143	933	69.67	30.33
2	26	15	5	18	3,075	9.27	55	33,180	2,136	939	69.46	30.54
11	3	15	3	18	3,075	9.27	56	33,180	2,193	882	71.32	28.68
10	27	15	3	17	3,074	9.26	57	33,180	1,980	1,094	64.41	35.59
5	8	15	6	18	3,073	9.26	58	33,180	1,991	1,082	64.79	35.21

MO	DY	YR	DAY OF WK	HR	HR VOL	PERCENT OF AADT	HOUR NUMBER	AADT	NORTH VOLUME	SOUTH VOLUME	PERCENT NORTH IS OF TOTAL VOLUME	PERCENT SOUTH IS OF TOTAL VOLUME
10	20	15	3	17	3,073	9.26	59	33,180	1,994	1,079	64.89	35.11
4	29	15	4	18	3,072	9.26	60	33,180	2,125	947	69.17	30.83
6	5	15	6	18	3,071	9.26	61	33,180	2,117	954	68.94	31.06
10	22	15	5	17	3,071	9.26	62	33,180	2,000	1,071	65.13	34.87
6	4	15	5	18	3,067	9.24	63	33,180	2,075	992	67.66	32.34
5	1	15	6	16	3,066	9.24	64	33,180	1,794	1,272	58.51	41.49
5	15	15	6	16	3,066	9.24	65	33,180	1,728	1,338	56.36	43.64
6	10	15	4	18	3,065	9.24	66	33,180	2,135	930	69.66	30.34
1	16	15	6	18	3,064	9.23	67	33,180	2,093	971	68.31	31.69
10	5	15	2	18	3,064	9.23	68	33,180	2,258	806	73.69	26.31
8	13	15	5	18	3,059	9.22	69	33,180	2,154	905	70.42	29.58
10	19	15	2	17	3,058	9.22	70	33,180	2,016	1,042	65.93	34.07
10	29	15	5	18	3,058	9.22	71	33,180	2,145	913	70.14	29.86
11	4	15	4	18	3,056	9.21	72	33,180	2,147	909	70.26	29.74
2	24	15	3	18	3,055	9.21	73	33,180	2,099	956	68.71	31.29
4	24	15	6	18	3,054	9.20	74	33,180	2,005	1,049	65.65	34.35
10	9	15	6	16	3,054	9.20	75	33,180	1,685	1,369	55.17	44.83
9	3	15	5	18	3,053	9.20	76	33,180	2,175	878	71.24	28.76
9	29	15	3	18	3,053	9.20	77	33,180	2,103	950	68.88	31.12
3	4	15	4	18	3,050	9.19	78	33,180	2,139	911	70.13	29.87
3	24	15	3	18	3,049	9.19	79	33,180	2,147	902	70.42	29.58
9	11	15	6	18	3,048	9.19	80	33,180	2,093	955	68.67	31.33
6	2	15	3	18	3,047	9.18	81	33,180	2,157	890	70.79	29.21
6	12	15	6	16	3,046	9.18	82	33,180	1,709	1,337	56.11	43.89
12	4	15	6	16	3,046	9.18	83	33,180	1,743	1,303	57.22	42.78
2	3	15	3	18	3,044	9.17	84	33,180	2,148	896	70.57	29.43
4	16	15	5	17	3,044	9.17	85	33,180	1,939	1,105	63.70	36.30
11	6	15	6	16	3,044	9.17	86	33,180	1,763	1,281	57.92	42.08
5	15	15	6	18	3,043	9.17	87	33,180	1,976	1,067	64.94	35.06
5	21	15	5	17	3,043	9.17	88	33,180	1,964	1,079	64.54	35.46
10	1	15	5	17	3,043	9.17	89	33,180	2,001	1,042	65.76	34.24
4	16	15	5	18	3,042	9.17	90	33,180	2,102	940	69.10	30.90
5	4	15	2	17	3,042	9.17	91	33,180	2,020	1,022	66.40	33.60
9	16	15	4	18	3,041	9.17	92	33,180	2,168	873	71.29	28.71
10	20	15	3	18	3,041	9.17	93	33,180	2,112	929	69.45	30.55
9	11	15	6	19	3,040	9.16	94	33,180	2,111	929	69.44	30.56
3	13	15	6	18	3,038	9.16	95	33,180	2,023	1,015	66.59	33.41
9	1	15	3	18	3,038	9.16	96	33,180	2,159	879	71.07	28.93
11	12	15	5	16	3,038	9.16	97	33,180	1,685	1,353	55.46	44.54
10	22	15	5	16	3,037	9.15	98	33,180	1,744	1,293	57.43	42.57
5	12	15	3	17	3,033	9.14	99	33,180	2,009	1,024	66.24	33.76
5	15	15	6	17	3,032	9.14	100	33,180	1,883	1,149	62.10	37.90
5	4	15	2	18	3,029	9.13	101	33,180	2,125	904	70.16	29.84
7	23	15	5	18	3,028	9.13	102	33,180	2,094	934	69.15	30.85
4	28	15	3	17	3,027	9.12	103	33,180	2,013	1,014	66.50	33.50

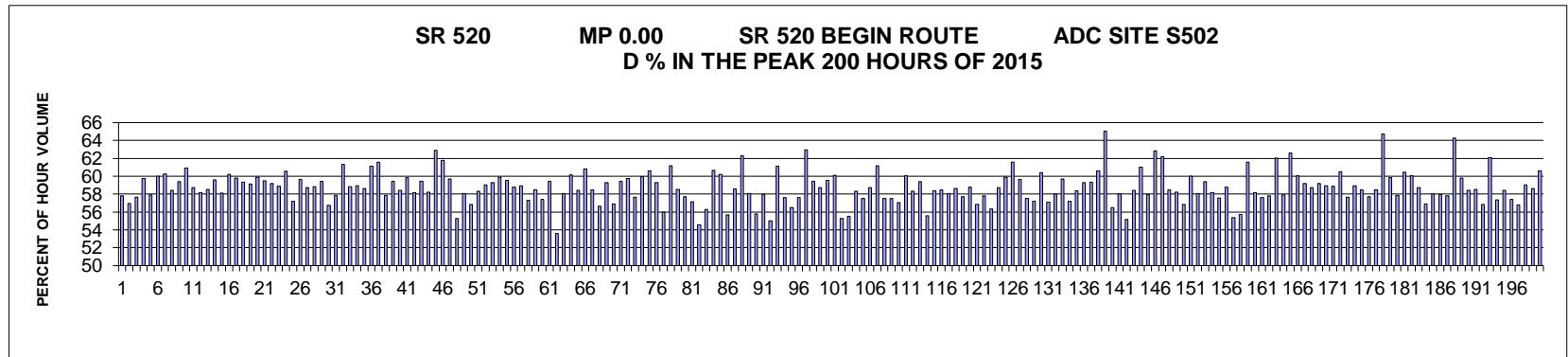
MO	DY	YR	DAY OF WK	HR	HR VOL	PERCENT OF AADT	HOUR NUMBER	AADT	NORTH VOLUME	SOUTH VOLUME	PERCENT NORTH IS OF TOTAL VOLUME	PERCENT SOUTH IS OF TOTAL VOLUME
1	30	15	6	18	3,026	9.12	104	33,180	2,036	990	67.28	32.72
10	9	15	6	18	3,026	9.12	105	33,180	2,060	966	68.08	31.92
6	4	15	5	16	3,024	9.11	106	33,180	1,735	1,289	57.37	42.63
10	15	15	5	17	3,023	9.11	107	33,180	1,954	1,069	64.64	35.36
10	7	15	4	18	3,022	9.11	108	33,180	2,176	846	72.01	27.99
4	30	15	5	17	3,021	9.10	109	33,180	1,927	1,094	63.79	36.21
6	18	15	5	18	3,021	9.10	110	33,180	2,166	855	71.70	28.30
10	9	15	6	17	3,020	9.10	111	33,180	1,973	1,047	65.33	34.67
10	21	15	4	8	3,019	9.10	112	33,180	746	2,273	24.71	75.29
5	7	15	5	17	3,018	9.10	113	33,180	1,951	1,067	64.65	35.35
7	8	15	4	18	3,017	9.09	114	33,180	2,064	953	68.41	31.59
9	8	15	3	18	3,016	9.09	115	33,180	2,123	893	70.39	29.61
11	10	15	3	8	3,016	9.09	116	33,180	703	2,313	23.31	76.69
3	2	15	2	18	3,015	9.09	117	33,180	2,171	844	72.01	27.99
10	12	15	2	18	3,015	9.09	118	33,180	2,179	836	72.27	27.73
10	30	15	6	18	3,012	9.08	119	33,180	2,135	877	70.88	29.12
12	9	15	4	17	3,011	9.07	120	33,180	2,093	918	69.51	30.49
5	11	15	2	17	3,010	9.07	121	33,180	1,965	1,045	65.28	34.72
12	11	15	6	18	3,010	9.07	122	33,180	2,021	989	67.14	32.86
4	17	15	6	16	3,009	9.07	123	33,180	1,815	1,194	60.32	39.68
9	30	15	4	8	3,009	9.07	124	33,180	728	2,281	24.19	75.81
1	7	15	4	18	3,008	9.07	125	33,180	2,154	854	71.61	28.39
4	2	15	5	18	3,008	9.07	126	33,180	2,186	822	72.67	27.33
4	20	15	2	18	3,008	9.07	127	33,180	2,117	891	70.38	29.62
11	6	15	6	17	3,008	9.07	128	33,180	1,979	1,029	65.79	34.21
7	14	15	3	18	3,006	9.06	129	33,180	2,127	879	70.76	29.24
5	21	15	5	18	3,004	9.05	130	33,180	2,037	967	67.81	32.19
3	3	15	3	18	3,003	9.05	131	33,180	2,066	937	68.80	31.20
9	24	15	5	17	3,003	9.05	132	33,180	2,018	985	67.20	32.80
3	27	15	6	16	3,001	9.04	133	33,180	1,723	1,278	57.41	42.59
6	12	15	6	17	3,001	9.04	134	33,180	1,877	1,124	62.55	37.45
9	23	15	4	18	3,001	9.04	135	33,180	2,093	908	69.74	30.26
9	18	15	6	16	3,000	9.04	136	33,180	1,753	1,247	58.43	41.57
10	30	15	6	17	3,000	9.04	137	33,180	1,894	1,106	63.13	36.87
11	4	15	4	8	3,000	9.04	138	33,180	666	2,334	22.20	77.80
1	6	15	3	18	2,999	9.04	139	33,180	2,168	831	72.29	27.71
9	29	15	3	8	2,999	9.04	140	33,180	717	2,282	23.91	76.09
9	29	15	3	17	2,999	9.04	141	33,180	1,908	1,091	63.62	36.38
3	17	15	3	18	2,997	9.03	142	33,180	2,105	892	70.24	29.76
6	1	15	2	18	2,997	9.03	143	33,180	2,128	869	71.00	29.00
4	27	15	2	17	2,996	9.03	144	33,180	1,970	1,026	65.75	34.25
9	9	15	4	18	2,996	9.03	145	33,180	2,048	948	68.36	31.64
9	22	15	3	8	2,995	9.03	146	33,180	729	2,266	24.34	75.66
9	24	15	5	16	2,994	9.02	147	33,180	1,707	1,287	57.01	42.99
10	15	15	5	16	2,994	9.02	148	33,180	1,679	1,315	56.08	43.92

MO	DY	YR	DAY OF WK	HR	HR VOL	PERCENT OF AADT	HOUR NUMBER	AADT	NORTH VOLUME	SOUTH VOLUME	PERCENT NORTH IS OF TOTAL VOLUME	PERCENT SOUTH IS OF TOTAL VOLUME
12	16	15	4	18	2,994	9.02	149	33,180	2,079	915	69.44	30.56
5	27	15	4	18	2,993	9.02	150	33,180	2,075	918	69.33	30.67
9	10	15	5	19	2,993	9.02	151	33,180	2,128	865	71.10	28.90
5	26	15	3	18	2,992	9.02	152	33,180	2,143	849	71.62	28.38
5	14	15	5	18	2,991	9.01	153	33,180	2,050	941	68.54	31.46
6	1	15	2	17	2,991	9.01	154	33,180	1,999	992	66.83	33.17
12	18	15	6	18	2,991	9.01	155	33,180	2,007	984	67.10	32.90
5	8	15	6	17	2,989	9.01	156	33,180	1,941	1,048	64.94	35.06
9	4	15	6	18	2,989	9.01	157	33,180	1,971	1,018	65.94	34.06
2	12	15	5	18	2,988	9.01	158	33,180	2,128	860	71.22	28.78
3	23	15	2	18	2,988	9.01	159	33,180	2,131	857	71.32	28.68
5	29	15	6	8	2,988	9.01	160	33,180	744	2,244	24.90	75.10
11	24	15	3	17	2,988	9.01	161	33,180	1,914	1,074	64.06	35.94
3	6	15	6	18	2,986	9.00	162	33,180	2,006	980	67.18	32.82
4	22	15	4	8	2,986	9.00	163	33,180	695	2,291	23.28	76.72
11	2	15	2	17	2,986	9.00	164	33,180	2,028	958	67.92	32.08
1	9	15	6	18	2,985	9.00	165	33,180	2,084	901	69.82	30.18
3	26	15	5	18	2,985	9.00	166	33,180	2,061	924	69.05	30.95
5	19	15	3	17	2,985	9.00	167	33,180	1,945	1,040	65.16	34.84
12	2	15	4	18	2,985	9.00	168	33,180	2,085	900	69.85	30.15
3	5	15	5	17	2,984	8.99	169	33,180	1,958	1,026	65.62	34.38
3	31	15	3	18	2,984	8.99	170	33,180	2,110	874	70.71	29.29
3	10	15	3	18	2,983	8.99	171	33,180	2,099	884	70.37	29.63
4	21	15	3	18	2,982	8.99	172	33,180	2,045	937	68.58	31.42
2	20	15	6	18	2,981	8.98	173	33,180	2,011	970	67.46	32.54
4	15	15	4	8	2,981	8.98	174	33,180	701	2,280	23.52	76.48
5	12	15	3	18	2,980	8.98	175	33,180	2,088	892	70.07	29.93
12	10	15	5	16	2,980	8.98	176	33,180	1,683	1,297	56.48	43.52
3	4	15	4	8	2,979	8.98	177	33,180	675	2,304	22.66	77.34
3	19	15	5	18	2,979	8.98	178	33,180	2,019	960	67.77	32.23
6	3	15	4	17	2,979	8.98	179	33,180	1,984	995	66.60	33.40
6	4	15	5	17	2,979	8.98	180	33,180	1,937	1,042	65.02	34.98
11	16	15	2	8	2,979	8.98	181	33,180	670	2,309	22.49	77.51
12	17	15	5	16	2,979	8.98	182	33,180	1,741	1,238	58.44	41.56
4	30	15	5	8	2,978	8.98	183	33,180	684	2,294	22.97	77.03
10	2	15	6	17	2,978	8.98	184	33,180	1,950	1,028	65.48	34.52
11	5	15	5	18	2,978	8.98	185	33,180	2,044	934	68.64	31.36
2	27	15	6	18	2,976	8.97	186	33,180	2,011	965	67.57	32.43
5	6	15	4	17	2,976	8.97	187	33,180	1,953	1,023	65.63	34.38
5	19	15	3	16	2,976	8.97	188	33,180	1,664	1,312	55.91	44.09
6	2	15	3	17	2,976	8.97	189	33,180	1,946	1,030	65.39	34.61
7	10	15	6	18	2,976	8.97	190	33,180	1,989	987	66.83	33.17
9	4	15	6	16	2,976	8.97	191	33,180	1,801	1,175	60.52	39.48
9	17	15	5	9	2,976	8.97	192	33,180	744	2,232	25.00	75.00
11	24	15	3	16	2,976	8.97	193	33,180	1,656	1,320	55.65	44.35

MO	DY	YR	DAY OF WK	HR	HR VOL	PERCENT OF AADT	HOUR NUMBER	AADT	NORTH VOLUME	SOUTH VOLUME	PERCENT NORTH IS OF TOTAL VOLUME	PERCENT SOUTH IS OF TOTAL VOLUME
3	6	15	6	16	2,973	8.96	194	33,180	1,684	1,289	56.64	43.36
4	3	15	6	18	2,973	8.96	195	33,180	1,989	984	66.90	33.10
9	24	15	5	8	2,973	8.96	196	33,180	689	2,284	23.18	76.82
3	16	15	2	18	2,971	8.95	197	33,180	2,101	870	70.72	29.28
7	30	15	5	18	2,971	8.95	198	33,180	2,111	860	71.05	28.95
5	20	15	4	18	2,970	8.95	199	33,180	2,051	919	69.06	30.94



AADT= 47823 K 30 FACTOR= 9.53 K 100 FACTOR= 9.14 K 200 FACTOR= 8.87 D 30 FACTOR= 56.76



MO	DY	YR	DAY OF WK	HR	HR VOL	PERCENT OF AADT	HOUR NUMBER	AADT	EAST VOLUME	WEST VOLUME	PERCENT EAST IS OF TOTAL VOLUME	PERCENT WEST IS OF TOTAL VOLUME
6	4	15	5	9	4,709	9.85	1	47,823	1,986	2,723	42.17	57.83
4	15	15	4	9	4,686	9.80	2	47,823	2,017	2,669	43.04	56.96
2	3	15	3	9	4,675	9.78	3	47,823	1,980	2,695	42.35	57.65
7	16	15	5	9	4,674	9.77	4	47,823	1,881	2,793	40.24	59.76
2	25	15	4	9	4,668	9.76	5	47,823	1,964	2,704	42.07	57.93
8	4	15	3	9	4,668	9.76	6	47,823	1,867	2,801	40.00	60.00
1	20	15	3	9	4,639	9.70	7	47,823	1,845	2,794	39.77	60.23
5	18	15	2	9	4,637	9.70	8	47,823	1,928	2,709	41.58	58.42
4	23	15	5	9	4,636	9.69	9	47,823	1,882	2,754	40.60	59.40
1	26	15	2	9	4,630	9.68	10	47,823	1,809	2,821	39.07	60.93
4	22	15	4	9	4,625	9.67	11	47,823	1,910	2,715	41.30	58.70
2	10	15	3	9	4,624	9.67	12	47,823	1,934	2,690	41.83	58.17
7	22	15	4	9	4,623	9.67	13	47,823	1,917	2,706	41.47	58.53

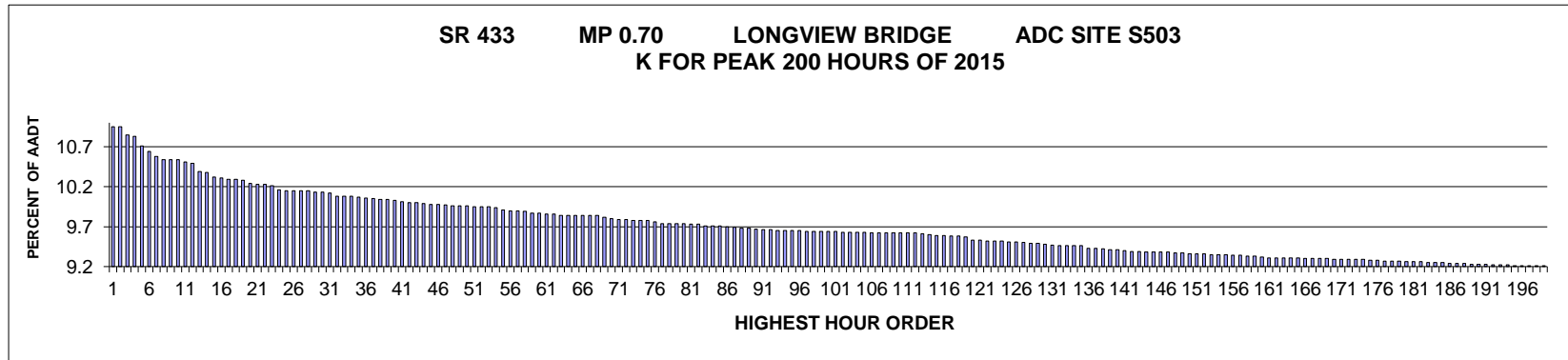
MO	DY	YR	DAY OF WK	HR	HR VOL	PERCENT OF AADT	HOUR NUMBER	AADT	EAST VOLUME	WEST VOLUME	PERCENT EAST IS OF TOTAL VOLUME	PERCENT WEST IS OF TOTAL VOLUME
3	5	15	5	9	4,615	9.65	14	47,823	1,865	2,750	40.41	59.59
3	10	15	3	9	4,611	9.64	15	47,823	1,930	2,681	41.86	58.14
8	6	15	5	9	4,609	9.64	16	47,823	1,834	2,775	39.79	60.21
5	26	15	3	9	4,606	9.63	17	47,823	1,852	2,754	40.21	59.79
5	20	15	4	9	4,605	9.63	18	47,823	1,872	2,733	40.65	59.35
6	23	15	3	9	4,602	9.62	19	47,823	1,880	2,722	40.85	59.15
6	29	15	2	9	4,602	9.62	20	47,823	1,845	2,757	40.09	59.91
6	3	15	4	9	4,600	9.62	21	47,823	1,864	2,736	40.52	59.48
5	21	15	5	9	4,585	9.59	22	47,823	1,871	2,714	40.81	59.19
5	19	15	3	9	4,582	9.58	23	47,823	1,885	2,697	41.14	58.86
7	20	15	2	9	4,576	9.57	24	47,823	1,804	2,772	39.42	60.58
2	11	15	4	9	4,570	9.56	25	47,823	1,957	2,613	42.82	57.18
4	16	15	5	9	4,564	9.54	26	47,823	1,842	2,722	40.36	59.64
5	27	15	4	9	4,562	9.54	27	47,823	1,884	2,678	41.30	58.70
1	7	15	4	9	4,559	9.53	28	47,823	1,878	2,681	41.19	58.81
4	14	15	3	9	4,559	9.53	29	47,823	1,849	2,710	40.56	59.44
7	13	15	2	9	4,556	9.53	30	47,823	1,970	2,586	43.24	56.76
8	5	15	4	9	4,555	9.52	31	47,823	1,919	2,636	42.13	57.87
6	8	15	2	9	4,542	9.50	32	47,823	1,757	2,785	38.68	61.32
2	18	15	4	9	4,531	9.47	33	47,823	1,865	2,666	41.16	58.84
10	20	15	3	9	4,531	9.47	34	47,823	1,860	2,671	41.05	58.95
3	18	15	4	9	4,526	9.46	35	47,823	1,873	2,653	41.38	58.62
3	16	15	2	9	4,521	9.45	36	47,823	1,758	2,763	38.89	61.11
1	12	15	2	9	4,518	9.45	37	47,823	1,737	2,781	38.45	61.55
7	7	15	3	9	4,518	9.45	38	47,823	1,905	2,613	42.16	57.84
3	4	15	4	8	4,514	9.44	39	47,823	1,830	2,684	40.54	59.46
2	12	15	5	9	4,508	9.43	40	47,823	1,874	2,634	41.57	58.43
5	7	15	5	9	4,506	9.42	41	47,823	1,809	2,697	40.15	59.85
1	15	15	5	9	4,499	9.41	42	47,823	1,881	2,618	41.81	58.19
5	11	15	2	9	4,498	9.41	43	47,823	1,824	2,674	40.55	59.45
2	19	15	5	9	4,493	9.40	44	47,823	1,877	2,616	41.78	58.22
9	9	15	4	9	4,488	9.38	45	47,823	1,664	2,824	37.08	62.92
12	14	15	2	9	4,487	9.38	46	47,823	1,714	2,773	38.20	61.80
10	19	15	2	9	4,484	9.38	47	47,823	1,808	2,676	40.32	59.68
4	29	15	4	9	4,482	9.37	48	47,823	2,005	2,477	44.73	55.27
2	24	15	3	9	4,480	9.37	49	47,823	1,879	2,601	41.94	58.06
5	12	15	3	9	4,480	9.37	50	47,823	1,934	2,546	43.17	56.83
6	24	15	4	9	4,480	9.37	51	47,823	1,867	2,613	41.67	58.33
4	24	15	6	9	4,479	9.37	52	47,823	1,835	2,644	40.97	59.03
5	29	15	6	9	4,479	9.37	53	47,823	1,824	2,655	40.72	59.28
6	17	15	4	9	4,471	9.35	54	47,823	1,792	2,679	40.08	59.92
6	16	15	3	9	4,467	9.34	55	47,823	1,808	2,659	40.47	59.53
1	29	15	5	9	4,464	9.33	56	47,823	1,839	2,625	41.20	58.80
2	6	15	6	9	4,463	9.33	57	47,823	1,833	2,630	41.07	58.93
6	11	15	5	8	4,459	9.32	58	47,823	1,904	2,555	42.70	57.30

MO	DY	YR	DAY OF WK	HR	HR VOL	PERCENT OF AADT	HOUR NUMBER	AADT	EAST VOLUME	WEST VOLUME	PERCENT EAST IS OF TOTAL VOLUME	PERCENT WEST IS OF TOTAL VOLUME	
	7	23	15	5	9	4,457	9.32	59	47,823	1,851	2,606	41.53	58.47
	1	28	15	4	9	4,450	9.31	60	47,823	1,896	2,554	42.61	57.39
	2	9	15	2	9	4,450	9.31	61	47,823	1,806	2,644	40.58	59.42
10	28	15	4	18	4,449	9.30	62	47,823	2,385	2,064	53.61	46.39	
	4	27	15	2	9	4,447	9.30	63	47,823	1,864	2,583	41.92	58.08
	3	30	15	2	9	4,446	9.30	64	47,823	1,771	2,675	39.83	60.17
	7	1	15	4	9	4,444	9.29	65	47,823	1,848	2,596	41.58	58.42
	1	30	15	6	9	4,441	9.29	66	47,823	1,740	2,701	39.18	60.82
	4	17	15	6	9	4,440	9.28	67	47,823	1,845	2,595	41.55	58.45
	2	26	15	5	9	4,437	9.28	68	47,823	1,924	2,513	43.36	56.64
	8	3	15	2	9	4,429	9.26	69	47,823	1,802	2,627	40.69	59.31
	5	13	15	4	9	4,426	9.25	70	47,823	1,907	2,519	43.09	56.91
	2	24	15	3	8	4,422	9.25	71	47,823	1,794	2,628	40.57	59.43
	3	6	15	6	9	4,422	9.25	72	47,823	1,781	2,641	40.28	59.72
	6	10	15	4	8	4,419	9.24	73	47,823	1,870	2,549	42.32	57.68
	2	13	15	6	9	4,409	9.22	74	47,823	1,765	2,644	40.03	59.97
	3	23	15	2	9	4,405	9.21	75	47,823	1,735	2,670	39.39	60.61
	6	12	15	6	9	4,404	9.21	76	47,823	1,793	2,611	40.71	59.29
	7	15	15	4	9	4,404	9.21	77	47,823	1,938	2,466	44.01	55.99
	9	11	15	6	9	4,404	9.21	78	47,823	1,709	2,695	38.81	61.19
	4	20	15	2	9	4,402	9.20	79	47,823	1,825	2,577	41.46	58.54
	1	22	15	5	9	4,399	9.20	80	47,823	1,860	2,539	42.28	57.72
	5	6	15	4	9	4,399	9.20	81	47,823	1,884	2,515	42.83	57.17
	7	8	15	4	9	4,399	9.20	82	47,823	2,000	2,399	45.46	54.54
	4	8	15	4	9	4,397	9.19	83	47,823	1,922	2,475	43.71	56.29
	3	12	15	5	9	4,396	9.19	84	47,823	1,730	2,666	39.35	60.65
	3	17	15	3	9	4,394	9.19	85	47,823	1,749	2,645	39.80	60.20
	6	17	15	4	8	4,389	9.18	86	47,823	1,946	2,443	44.34	55.66
	2	4	15	4	8	4,387	9.17	87	47,823	1,817	2,570	41.42	58.58
	9	2	15	4	9	4,386	9.17	88	47,823	1,653	2,733	37.69	62.31
	6	30	15	3	9	4,385	9.17	89	47,823	1,840	2,545	41.96	58.04
	2	4	15	4	9	4,383	9.17	90	47,823	1,939	2,444	44.24	55.76
	3	3	15	3	8	4,382	9.16	91	47,823	1,843	2,539	42.06	57.94
	4	30	15	5	9	4,381	9.16	92	47,823	1,971	2,410	44.99	55.01
10	23	15	6	9	4,379	9.16	93	47,823	1,702	2,677	38.87	61.13	
	6	25	15	5	9	4,377	9.15	94	47,823	1,855	2,522	42.38	57.62
	2	3	15	3	8	4,374	9.15	95	47,823	1,903	2,471	43.51	56.49
	5	21	15	5	8	4,373	9.14	96	47,823	1,853	2,520	42.37	57.63
	8	13	15	5	9	4,373	9.14	97	47,823	1,620	2,753	37.05	62.95
	7	28	15	3	9	4,372	9.14	98	47,823	1,774	2,598	40.58	59.42
	3	12	15	5	8	4,371	9.14	99	47,823	1,804	2,567	41.27	58.73
	7	27	15	2	9	4,371	9.14	100	47,823	1,768	2,603	40.45	59.55
	7	29	15	4	8	4,370	9.14	101	47,823	1,744	2,626	39.91	60.09
	1	21	15	4	18	4,369	9.14	102	47,823	2,415	1,954	55.28	44.72
	1	27	15	3	9	4,369	9.14	103	47,823	1,944	2,425	44.50	55.50

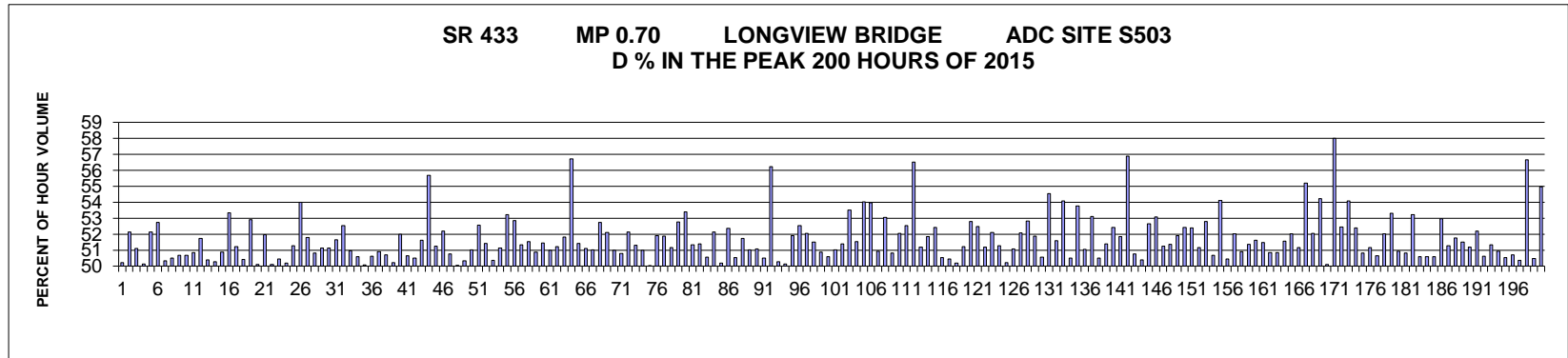
MO	DY	YR	DAY OF WK	HR	HR VOL	PERCENT OF AADT	HOUR NUMBER	AADT	EAST VOLUME	WEST VOLUME	PERCENT EAST IS OF TOTAL VOLUME	PERCENT WEST IS OF TOTAL VOLUME
4	13	15	2	9	4,368	9.13	104	47,823	1,820	2,548	41.67	58.33
7	16	15	5	18	4,368	9.13	105	47,823	2,512	1,856	57.51	42.49
7	30	15	5	9	4,366	9.13	106	47,823	1,803	2,563	41.30	58.70
5	20	15	4	8	4,365	9.13	107	47,823	1,695	2,670	38.83	61.17
5	12	15	3	8	4,362	9.12	108	47,823	1,854	2,508	42.50	57.50
7	28	15	3	8	4,353	9.10	109	47,823	1,849	2,504	42.48	57.52
4	1	15	4	9	4,352	9.10	110	47,823	1,869	2,483	42.95	57.05
9	10	15	5	9	4,348	9.09	111	47,823	1,738	2,610	39.97	60.03
10	13	15	3	9	4,345	9.09	112	47,823	1,811	2,534	41.68	58.32
6	9	15	3	9	4,344	9.08	113	47,823	1,765	2,579	40.63	59.37
4	9	15	5	9	4,342	9.08	114	47,823	1,929	2,413	44.43	55.57
7	6	15	2	9	4,342	9.08	115	47,823	1,807	2,535	41.62	58.38
4	21	15	3	8	4,341	9.08	116	47,823	1,803	2,538	41.53	58.47
4	1	15	4	8	4,339	9.07	117	47,823	1,820	2,519	41.95	58.05
4	23	15	5	8	4,339	9.07	118	47,823	1,796	2,543	41.39	58.61
7	14	15	3	9	4,339	9.07	119	47,823	1,835	2,504	42.29	57.71
7	17	15	6	9	4,337	9.07	120	47,823	1,788	2,549	41.23	58.77
2	5	15	5	9	4,335	9.06	121	47,823	1,872	2,463	43.18	56.82
6	22	15	2	9	4,335	9.06	122	47,823	1,828	2,507	42.17	57.83
4	21	15	3	9	4,333	9.06	123	47,823	1,893	2,440	43.69	56.31
9	15	15	3	9	4,332	9.06	124	47,823	1,789	2,543	41.30	58.70
11	5	15	5	9	4,331	9.06	125	47,823	1,738	2,593	40.13	59.87
8	25	15	3	9	4,330	9.05	126	47,823	1,665	2,665	38.45	61.55
3	13	15	6	9	4,327	9.05	127	47,823	1,746	2,581	40.35	59.65
3	2	15	2	9	4,325	9.04	128	47,823	1,837	2,488	42.47	57.53
6	18	15	5	8	4,325	9.04	129	47,823	1,851	2,474	42.80	57.20
1	21	15	4	9	4,323	9.04	130	47,823	1,711	2,612	39.58	60.42
6	4	15	5	8	4,322	9.04	131	47,823	1,854	2,468	42.90	57.10
2	11	15	4	8	4,320	9.03	132	47,823	1,815	2,505	42.01	57.99
3	9	15	2	9	4,319	9.03	133	47,823	1,740	2,579	40.29	59.71
2	17	15	3	9	4,315	9.02	134	47,823	1,846	2,469	42.78	57.22
4	22	15	4	8	4,315	9.02	135	47,823	1,797	2,518	41.65	58.35
6	18	15	5	9	4,314	9.02	136	47,823	1,756	2,558	40.70	59.30
7	21	15	3	8	4,314	9.02	137	47,823	1,755	2,559	40.68	59.32
12	1	15	3	8	4,314	9.02	138	47,823	1,700	2,614	39.41	60.59
8	12	15	4	9	4,313	9.02	139	47,823	1,509	2,804	34.99	65.01
7	9	15	5	9	4,312	9.02	140	47,823	1,876	2,436	43.51	56.49
5	1	15	6	9	4,311	9.01	141	47,823	1,811	2,500	42.01	57.99
6	1	15	2	18	4,310	9.01	142	47,823	2,377	1,933	55.15	44.85
5	7	15	5	8	4,309	9.01	143	47,823	1,792	2,517	41.59	58.41
11	19	15	5	9	4,308	9.01	144	47,823	1,679	2,629	38.97	61.03
1	13	15	3	8	4,304	9.00	145	47,823	1,810	2,494	42.05	57.95
9	17	15	5	9	4,304	9.00	146	47,823	1,599	2,705	37.15	62.85
3	20	15	6	9	4,302	9.00	147	47,823	1,627	2,675	37.82	62.18
3	18	15	4	8	4,301	8.99	148	47,823	1,786	2,515	41.53	58.47

MO	DY	YR	DAY OF WK	HR	HR VOL	PERCENT OF AADT	HOUR NUMBER	AADT	EAST VOLUME	WEST VOLUME	PERCENT EAST IS OF TOTAL VOLUME	PERCENT WEST IS OF TOTAL VOLUME
6	2	15	3	9	4,301	8.99	149	47,823	1,798	2,503	41.80	58.20
4	28	15	3	9	4,300	8.99	150	47,823	1,855	2,445	43.14	56.86
12	4	15	6	9	4,300	8.99	151	47,823	1,719	2,581	39.98	60.02
1	23	15	6	9	4,298	8.99	152	47,823	1,803	2,495	41.95	58.05
1	9	15	6	9	4,297	8.99	153	47,823	1,744	2,553	40.59	59.41
2	18	15	4	8	4,296	8.98	154	47,823	1,797	2,499	41.83	58.17
6	24	15	4	8	4,294	8.98	155	47,823	1,823	2,471	42.45	57.55
11	10	15	3	9	4,294	8.98	156	47,823	1,771	2,523	41.24	58.76
5	27	15	4	18	4,293	8.98	157	47,823	2,376	1,917	55.35	44.65
6	2	15	3	8	4,293	8.98	158	47,823	1,901	2,392	44.28	55.72
9	24	15	5	8	4,293	8.98	159	47,823	1,649	2,644	38.41	61.59
8	4	15	3	8	4,292	8.97	160	47,823	1,795	2,497	41.82	58.18
2	10	15	3	8	4,291	8.97	161	47,823	1,818	2,473	42.37	57.63
4	30	15	5	8	4,291	8.97	162	47,823	1,810	2,481	42.18	57.82
8	27	15	5	9	4,289	8.97	163	47,823	1,629	2,660	37.98	62.02
6	9	15	3	8	4,288	8.97	164	47,823	1,805	2,483	42.09	57.91
8	24	15	2	9	4,288	8.97	165	47,823	1,604	2,684	37.41	62.59
9	14	15	2	9	4,288	8.97	166	47,823	1,712	2,576	39.93	60.07
6	10	15	4	9	4,287	8.96	167	47,823	1,751	2,536	40.84	59.16
7	10	15	6	9	4,287	8.96	168	47,823	1,770	2,517	41.29	58.71
7	14	15	3	8	4,286	8.96	169	47,823	1,749	2,537	40.81	59.19
3	26	15	5	8	4,285	8.96	170	47,823	1,760	2,525	41.07	58.93
5	19	15	3	8	4,285	8.96	171	47,823	1,761	2,524	41.10	58.90
10	12	15	2	9	4,285	8.96	172	47,823	1,692	2,593	39.49	60.51
10	29	15	5	9	4,285	8.96	173	47,823	1,815	2,470	42.36	57.64
11	5	15	5	8	4,285	8.96	174	47,823	1,760	2,525	41.07	58.93
5	15	15	6	9	4,284	8.96	175	47,823	1,780	2,504	41.55	58.45
6	3	15	4	8	4,284	8.96	176	47,823	1,812	2,472	42.30	57.70
7	15	15	4	8	4,283	8.96	177	47,823	1,779	2,504	41.54	58.46
8	11	15	3	9	4,278	8.95	178	47,823	1,509	2,769	35.27	64.73
10	16	15	6	9	4,276	8.94	179	47,823	1,718	2,558	40.18	59.82
11	12	15	5	9	4,276	8.94	180	47,823	1,802	2,474	42.14	57.86
3	10	15	3	10	4,273	8.94	181	47,823	1,691	2,582	39.57	60.43
1	8	15	5	9	4,272	8.93	182	47,823	1,707	2,565	39.96	60.04
2	27	15	6	9	4,271	8.93	183	47,823	1,764	2,507	41.30	58.70
4	7	15	3	9	4,271	8.93	184	47,823	1,841	2,430	43.10	56.90
7	30	15	5	8	4,270	8.93	185	47,823	1,792	2,478	41.97	58.03
6	23	15	3	8	4,268	8.92	186	47,823	1,794	2,474	42.03	57.97
1	15	15	5	8	4,267	8.92	187	47,823	1,801	2,466	42.21	57.79
10	5	15	2	9	4,267	8.92	188	47,823	1,525	2,742	35.74	64.26
7	16	15	5	8	4,264	8.92	189	47,823	1,715	2,549	40.22	59.78
9	30	15	4	9	4,260	8.91	190	47,823	1,771	2,489	41.57	58.43
5	28	15	5	8	4,256	8.90	191	47,823	1,766	2,490	41.49	58.51
6	11	15	5	9	4,255	8.90	192	47,823	1,837	2,418	43.17	56.83
10	1	15	5	9	4,255	8.90	193	47,823	1,613	2,642	37.91	62.09

MO	DY	YR	DAY OF WK	HR	HR VOL	PERCENT OF AADT	HOUR NUMBER	AADT	EAST VOLUME	WEST VOLUME	PERCENT EAST IS OF TOTAL VOLUME	PERCENT WEST IS OF TOTAL VOLUME
3	19	15	5	9	4,254	8.90	194	47,823	1,815	2,439	42.67	57.33
5	27	15	4	8	4,249	8.88	195	47,823	1,766	2,483	41.56	58.44
11	19	15	5	8	4,249	8.88	196	47,823	1,810	2,439	42.60	57.40
4	27	15	2	8	4,247	8.88	197	47,823	1,835	2,412	43.21	56.79
10	14	15	4	9	4,247	8.88	198	47,823	1,739	2,508	40.95	59.05
6	16	15	3	8	4,246	8.88	199	47,823	1,756	2,490	41.36	58.64
8	20	15	5	9	4,243	8.87	200	47,823	1,671	2,572	39.38	60.62



AADT= 22410 K 30 FACTOR= 10.13 K 100 FACTOR= 9.64 K 200 FACTOR= 9.21 D 30 FACTOR= 51.12



MO	DY	YR	DAY OF WK	HR	HR VOL	PERCENT OF AADT	HOUR NUMBER	AADT	NORTH VOLUME	SOUTH VOLUME	PERCENT NORTH IS OF TOTAL VOLUME	PERCENT SOUTH IS OF TOTAL VOLUME	
	8	14	15	6	17	2,485	11.09	1	22,410	1,237	1,248	49.78	50.22
	9	4	15	6	18	2,455	10.95	2	22,410	1,175	1,280	47.86	52.14
	9	11	15	6	17	2,454	10.95	3	22,410	1,200	1,254	48.90	51.10
	9	18	15	6	17	2,431	10.85	4	22,410	1,219	1,212	50.14	49.86
	7	10	15	6	17	2,427	10.83	5	22,410	1,162	1,265	47.88	52.12
	5	22	15	6	17	2,401	10.71	6	22,410	1,135	1,266	47.27	52.73
	9	4	15	6	17	2,384	10.64	7	22,410	1,200	1,184	50.34	49.66
	7	17	15	6	17	2,371	10.58	8	22,410	1,197	1,174	50.49	49.51
	6	19	15	6	17	2,363	10.54	9	22,410	1,166	1,197	49.34	50.66
	5	1	15	6	17	2,362	10.54	10	22,410	1,165	1,197	49.32	50.68
	8	21	15	6	16	2,362	10.54	11	22,410	1,161	1,201	49.15	50.85
	7	24	15	6	17	2,356	10.51	12	22,410	1,219	1,137	51.74	48.26
	8	21	15	6	17	2,351	10.49	13	22,410	1,166	1,185	49.60	50.40

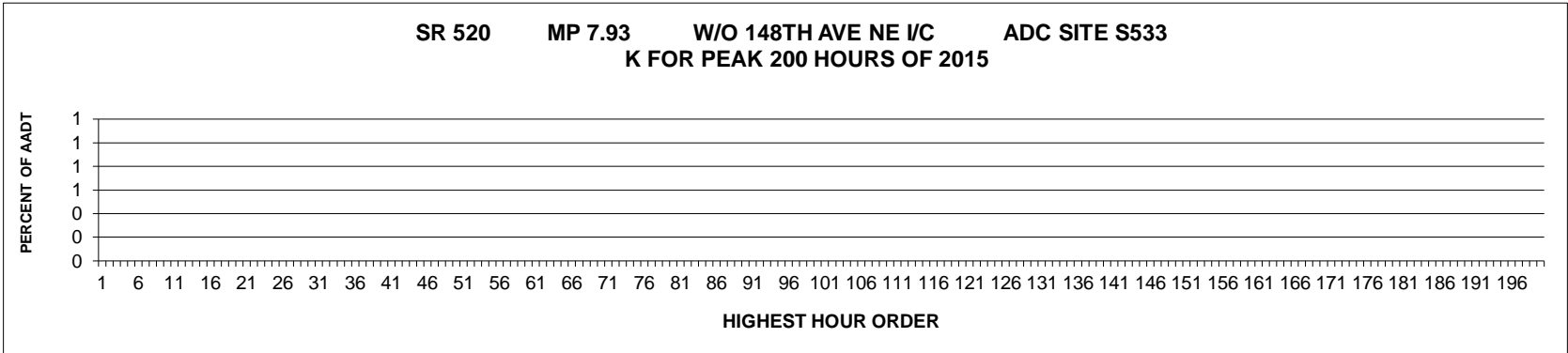
MO	DY	YR	DAY OF WK	HR	HR VOL	PERCENT OF AADT	HOUR NUMBER	AADT	NORTH VOLUME	SOUTH VOLUME	PERCENT NORTH IS OF TOTAL VOLUME	PERCENT SOUTH IS OF TOTAL VOLUME
9	4	15	6	16	2,329	10.39	14	22,410	1,171	1,158	50.28	49.72
9	8	15	3	17	2,327	10.38	15	22,410	1,143	1,184	49.12	50.88
8	21	15	6	18	2,312	10.32	16	22,410	1,233	1,079	53.33	46.67
7	17	15	6	16	2,311	10.31	17	22,410	1,127	1,184	48.77	51.23
8	14	15	6	16	2,307	10.29	18	22,410	1,144	1,163	49.59	50.41
8	28	15	6	17	2,306	10.29	19	22,410	1,220	1,086	52.91	47.09
7	10	15	6	16	2,304	10.28	20	22,410	1,150	1,154	49.91	50.09
5	22	15	6	16	2,294	10.24	21	22,410	1,102	1,192	48.04	51.96
9	25	15	6	17	2,293	10.23	22	22,410	1,144	1,149	49.89	50.11
10	2	15	6	17	2,292	10.23	23	22,410	1,136	1,156	49.56	50.44
7	2	15	5	17	2,289	10.21	24	22,410	1,149	1,140	50.20	49.80
6	5	15	6	17	2,276	10.16	25	22,410	1,167	1,109	51.27	48.73
7	31	15	6	18	2,275	10.15	26	22,410	1,228	1,047	53.98	46.02
11	25	15	4	15	2,275	10.15	27	22,410	1,097	1,178	48.22	51.78
11	25	15	4	16	2,275	10.15	28	22,410	1,156	1,119	50.81	49.19
10	16	15	6	17	2,274	10.15	29	22,410	1,163	1,111	51.14	48.86
8	7	15	6	17	2,271	10.13	30	22,410	1,161	1,110	51.12	48.88
8	7	15	6	18	2,271	10.13	31	22,410	1,173	1,098	51.65	48.35
3	20	15	6	17	2,269	10.12	32	22,410	1,077	1,192	47.47	52.53
6	26	15	6	16	2,259	10.08	33	22,410	1,108	1,151	49.05	50.95
10	23	15	6	17	2,259	10.08	34	22,410	1,116	1,143	49.40	50.60
11	25	15	4	17	2,259	10.08	35	22,410	1,128	1,131	49.93	50.07
7	2	15	5	16	2,256	10.07	36	22,410	1,114	1,142	49.38	50.62
7	10	15	6	18	2,255	10.06	37	22,410	1,107	1,148	49.09	50.91
9	25	15	6	16	2,253	10.05	38	22,410	1,142	1,111	50.69	49.31
6	12	15	6	17	2,250	10.04	39	22,410	1,130	1,120	50.22	49.78
8	20	15	5	17	2,249	10.04	40	22,410	1,169	1,080	51.98	48.02
5	29	15	6	17	2,247	10.03	41	22,410	1,109	1,138	49.35	50.65
9	11	15	6	16	2,243	10.01	42	22,410	1,110	1,133	49.49	50.51
5	1	15	6	16	2,242	10.00	43	22,410	1,085	1,157	48.39	51.61
7	3	15	6	12	2,241	10.00	44	22,410	993	1,248	44.31	55.69
9	11	15	6	18	2,238	9.99	45	22,410	1,091	1,147	48.75	51.25
8	14	15	6	18	2,236	9.98	46	22,410	1,069	1,167	47.81	52.19
8	17	15	2	17	2,236	9.98	47	22,410	1,135	1,101	50.76	49.24
6	19	15	6	16	2,234	9.97	48	22,410	1,118	1,116	50.04	49.96
3	6	15	6	17	2,233	9.96	49	22,410	1,109	1,124	49.66	50.34
4	17	15	6	16	2,232	9.96	50	22,410	1,093	1,139	48.97	51.03
8	21	15	6	15	2,232	9.96	51	22,410	1,059	1,173	47.45	52.55
6	5	15	6	18	2,230	9.95	52	22,410	1,083	1,147	48.57	51.43
7	31	15	6	16	2,230	9.95	53	22,410	1,107	1,123	49.64	50.36
11	6	15	6	17	2,230	9.95	54	22,410	1,140	1,090	51.12	48.88
8	13	15	5	17	2,228	9.94	55	22,410	1,186	1,042	53.23	46.77
5	8	15	6	17	2,221	9.91	56	22,410	1,047	1,174	47.14	52.86
6	5	15	6	16	2,219	9.90	57	22,410	1,139	1,080	51.33	48.67
10	23	15	6	16	2,218	9.90	58	22,410	1,075	1,143	48.47	51.53

MO	DY	YR	DAY OF WK	HR	HR VOL	PERCENT OF AADT	HOUR NUMBER	AADT	NORTH VOLUME	SOUTH VOLUME	PERCENT NORTH IS OF TOTAL VOLUME	PERCENT SOUTH IS OF TOTAL VOLUME
10	9	15	6	17	2,216	9.89	59	22,410	1,127	1,089	50.86	49.14
7	24	15	6	18	2,212	9.87	60	22,410	1,138	1,074	51.45	48.55
8	13	15	5	16	2,212	9.87	61	22,410	1,128	1,084	50.99	49.01
4	17	15	6	17	2,210	9.86	62	22,410	1,078	1,132	48.78	51.22
9	10	15	5	17	2,209	9.86	63	22,410	1,145	1,064	51.83	48.17
7	3	15	6	15	2,206	9.84	64	22,410	955	1,251	43.29	56.71
10	2	15	6	16	2,206	9.84	65	22,410	1,072	1,134	48.59	51.41
5	29	15	6	16	2,205	9.84	66	22,410	1,078	1,127	48.89	51.11
6	26	15	6	15	2,205	9.84	67	22,410	1,080	1,125	48.98	51.02
8	27	15	5	17	2,205	9.84	68	22,410	1,163	1,042	52.74	47.26
10	16	15	6	16	2,205	9.84	69	22,410	1,149	1,056	52.11	47.89
7	17	15	6	14	2,201	9.82	70	22,410	1,122	1,079	50.98	49.02
7	2	15	5	18	2,197	9.80	71	22,410	1,081	1,116	49.20	50.80
8	19	15	4	17	2,195	9.79	72	22,410	1,144	1,051	52.12	47.88
9	4	15	6	15	2,193	9.79	73	22,410	1,068	1,125	48.70	51.30
7	24	15	6	16	2,192	9.78	74	22,410	1,118	1,074	51.00	49.00
8	14	15	6	15	2,191	9.78	75	22,410	1,095	1,096	49.98	50.02
12	31	15	5	15	2,191	9.78	76	22,410	1,054	1,137	48.11	51.89
7	31	15	6	13	2,188	9.76	77	22,410	1,053	1,135	48.13	51.87
4	3	15	6	17	2,183	9.74	78	22,410	1,066	1,117	48.83	51.17
8	23	15	1	13	2,182	9.74	79	22,410	1,151	1,031	52.75	47.25
9	3	15	5	17	2,182	9.74	80	22,410	1,165	1,017	53.39	46.61
11	20	15	6	17	2,182	9.74	81	22,410	1,120	1,062	51.33	48.67
8	7	15	6	15	2,180	9.73	82	22,410	1,120	1,060	51.38	48.62
9	4	15	6	14	2,180	9.73	83	22,410	1,078	1,102	49.45	50.55
6	26	15	6	17	2,177	9.71	84	22,410	1,135	1,042	52.14	47.86
7	31	15	6	15	2,176	9.71	85	22,410	1,092	1,084	50.18	49.82
8	28	15	6	18	2,175	9.71	86	22,410	1,139	1,036	52.37	47.63
3	27	15	6	17	2,173	9.70	87	22,410	1,075	1,098	49.47	50.53
2	13	15	6	18	2,171	9.69	88	22,410	1,048	1,123	48.27	51.73
8	7	15	6	16	2,170	9.68	89	22,410	1,107	1,063	51.01	48.99
8	16	15	1	13	2,169	9.68	90	22,410	1,061	1,108	48.92	51.08
2	27	15	6	17	2,168	9.67	91	22,410	1,073	1,095	49.49	50.51
7	3	15	6	14	2,165	9.66	92	22,410	948	1,217	43.79	56.21
5	15	15	6	17	2,164	9.66	93	22,410	1,076	1,088	49.72	50.28
6	12	15	6	16	2,163	9.65	94	22,410	1,084	1,079	50.12	49.88
3	20	15	6	16	2,162	9.65	95	22,410	1,040	1,122	48.10	51.90
7	31	15	6	14	2,162	9.65	96	22,410	1,026	1,136	47.46	52.54
11	20	15	6	16	2,162	9.65	97	22,410	1,125	1,037	52.04	47.96
4	10	15	6	16	2,161	9.64	98	22,410	1,113	1,048	51.50	48.50
7	24	15	6	15	2,161	9.64	99	22,410	1,099	1,062	50.86	49.14
9	18	15	6	18	2,161	9.64	100	22,410	1,068	1,093	49.42	50.58
8	17	15	2	16	2,160	9.64	101	22,410	1,102	1,058	51.02	48.98
8	28	15	6	15	2,160	9.64	102	22,410	1,110	1,050	51.39	48.61
7	6	15	2	17	2,159	9.63	103	22,410	1,155	1,004	53.50	46.50

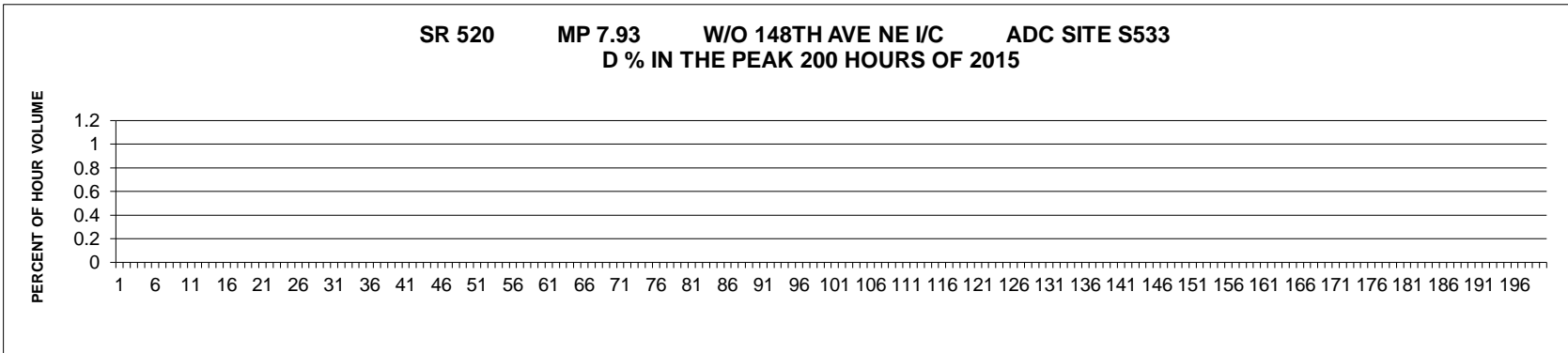
MO	DY	YR	DAY OF WK	HR	HR VOL	PERCENT OF AADT	HOUR NUMBER	AADT	NORTH VOLUME	SOUTH VOLUME	PERCENT NORTH IS OF TOTAL VOLUME	PERCENT SOUTH IS OF TOTAL VOLUME
7	1	15	4	17	2,158	9.63	104	22,410	1,046	1,112	48.47	51.53
8	20	15	5	18	2,158	9.63	105	22,410	1,166	992	54.03	45.97
8	28	15	6	16	2,157	9.63	106	22,410	1,164	993	53.96	46.04
7	10	15	6	15	2,156	9.62	107	22,410	1,058	1,098	49.07	50.93
2	13	15	6	16	2,155	9.62	108	22,410	1,012	1,143	46.96	53.04
4	10	15	6	15	2,155	9.62	109	22,410	1,095	1,060	50.81	49.19
5	1	15	6	18	2,155	9.62	110	22,410	1,033	1,122	47.94	52.06
6	18	15	5	18	2,155	9.62	111	22,410	1,132	1,023	52.53	47.47
7	3	15	6	13	2,155	9.62	112	22,410	937	1,218	43.48	56.52
9	18	15	6	16	2,155	9.62	113	22,410	1,103	1,052	51.18	48.82
10	2	15	6	18	2,154	9.61	114	22,410	1,037	1,117	48.14	51.86
3	20	15	6	18	2,152	9.60	115	22,410	1,024	1,128	47.58	52.42
7	17	15	6	15	2,149	9.59	116	22,410	1,063	1,086	49.46	50.54
8	21	15	6	14	2,149	9.59	117	22,410	1,084	1,065	50.44	49.56
4	24	15	6	16	2,146	9.58	118	22,410	1,069	1,077	49.81	50.19
5	22	15	6	15	2,146	9.58	119	22,410	1,047	1,099	48.79	51.21
8	23	15	1	14	2,144	9.57	120	22,410	1,132	1,012	52.80	47.20
6	26	15	6	14	2,136	9.53	121	22,410	1,015	1,121	47.52	52.48
8	27	15	5	16	2,135	9.53	122	22,410	1,093	1,042	51.19	48.81
4	10	15	6	17	2,134	9.52	123	22,410	1,112	1,022	52.11	47.89
7	10	15	6	14	2,134	9.52	124	22,410	1,094	1,040	51.27	48.73
8	7	15	6	14	2,133	9.52	125	22,410	1,071	1,062	50.21	49.79
4	24	15	6	17	2,132	9.51	126	22,410	1,043	1,089	48.92	51.08
7	9	15	5	17	2,131	9.51	127	22,410	1,110	1,021	52.09	47.91
9	25	15	6	18	2,130	9.50	128	22,410	1,005	1,125	47.18	52.82
3	13	15	6	17	2,126	9.49	129	22,410	1,103	1,023	51.88	48.12
6	19	15	6	18	2,126	9.49	130	22,410	1,075	1,051	50.56	49.44
7	30	15	5	17	2,125	9.48	131	22,410	1,159	966	54.54	45.46
11	25	15	4	14	2,123	9.47	132	22,410	1,028	1,095	48.42	51.58
8	26	15	4	17	2,121	9.46	133	22,410	1,147	974	54.08	45.92
8	28	15	6	14	2,121	9.46	134	22,410	1,071	1,050	50.50	49.50
2	13	15	6	17	2,120	9.46	135	22,410	980	1,140	46.23	53.77
8	24	15	2	16	2,120	9.46	136	22,410	1,082	1,038	51.04	48.96
3	6	15	6	16	2,114	9.43	137	22,410	991	1,123	46.88	53.12
12	31	15	5	13	2,113	9.43	138	22,410	1,067	1,046	50.50	49.50
8	20	15	5	16	2,111	9.42	139	22,410	1,085	1,026	51.40	48.60
4	3	15	6	16	2,108	9.41	140	22,410	1,003	1,105	47.58	52.42
9	4	15	6	13	2,108	9.41	141	22,410	1,015	1,093	48.15	51.85
8	1	15	7	13	2,106	9.40	142	22,410	908	1,198	43.11	56.89
10	23	15	6	18	2,104	9.39	143	22,410	1,036	1,068	49.24	50.76
10	30	15	6	17	2,104	9.39	144	22,410	1,044	1,060	49.62	50.38
8	10	15	2	17	2,103	9.38	145	22,410	1,107	996	52.64	47.36
7	15	15	4	17	2,101	9.38	146	22,410	1,115	986	53.07	46.93
8	24	15	2	14	2,101	9.38	147	22,410	1,077	1,024	51.26	48.74
11	6	15	6	16	2,101	9.38	148	22,410	1,079	1,022	51.36	48.64

MO	DY	YR	DAY OF WK	HR	HR VOL	PERCENT OF AADT	HOUR NUMBER	AADT	NORTH VOLUME	SOUTH VOLUME	PERCENT NORTH IS OF TOTAL VOLUME	PERCENT SOUTH IS OF TOTAL VOLUME
8	6	15	5	17	2,100	9.37	149	22,410	1,090	1,010	51.90	48.10
9	11	15	6	14	2,099	9.37	150	22,410	999	1,100	47.59	52.41
5	8	15	6	18	2,098	9.36	151	22,410	999	1,099	47.62	52.38
8	20	15	5	14	2,097	9.36	152	22,410	1,073	1,024	51.17	48.83
12	31	15	5	16	2,097	9.36	153	22,410	990	1,107	47.21	52.79
5	1	15	6	15	2,096	9.35	154	22,410	1,062	1,034	50.67	49.33
6	5	15	6	15	2,096	9.35	155	22,410	962	1,134	45.90	54.10
10	23	15	6	15	2,095	9.35	156	22,410	1,038	1,057	49.55	50.45
8	12	15	4	17	2,093	9.34	157	22,410	1,089	1,004	52.03	47.97
3	13	15	6	16	2,092	9.34	158	22,410	1,065	1,027	50.91	49.09
10	9	15	6	15	2,091	9.33	159	22,410	1,074	1,017	51.36	48.64
7	10	15	6	13	2,090	9.33	160	22,410	1,011	1,079	48.37	51.63
8	14	15	6	14	2,088	9.32	161	22,410	1,075	1,013	51.48	48.52
6	12	15	6	14	2,087	9.31	162	22,410	1,026	1,061	49.16	50.84
7	9	15	5	18	2,087	9.31	163	22,410	1,061	1,026	50.84	49.16
8	4	15	3	17	2,087	9.31	164	22,410	1,076	1,011	51.56	48.44
8	20	15	5	15	2,086	9.31	165	22,410	1,001	1,085	47.99	52.01
10	16	15	6	18	2,086	9.31	166	22,410	1,067	1,019	51.15	48.85
4	17	15	6	18	2,085	9.30	167	22,410	934	1,151	44.80	55.20
8	5	15	4	17	2,084	9.30	168	22,410	1,085	999	52.06	47.94
8	25	15	3	17	2,084	9.30	169	22,410	1,130	954	54.22	45.78
8	28	15	6	13	2,084	9.30	170	22,410	1,044	1,040	50.10	49.90
6	27	15	7	12	2,083	9.29	171	22,410	875	1,208	42.01	57.99
4	9	15	5	17	2,082	9.29	172	22,410	1,092	990	52.45	47.55
8	13	15	5	18	2,082	9.29	173	22,410	1,126	956	54.08	45.92
8	24	15	2	17	2,082	9.29	174	22,410	1,091	991	52.40	47.60
9	11	15	6	15	2,082	9.29	175	22,410	1,024	1,058	49.18	50.82
3	20	15	6	15	2,080	9.28	176	22,410	1,016	1,064	48.85	51.15
1	30	15	6	18	2,079	9.28	177	22,410	1,053	1,026	50.65	49.35
4	17	15	6	15	2,078	9.27	178	22,410	997	1,081	47.98	52.02
4	10	15	6	18	2,077	9.27	179	22,410	1,107	970	53.30	46.70
8	24	15	2	18	2,077	9.27	180	22,410	1,058	1,019	50.94	49.06
6	19	15	6	15	2,076	9.26	181	22,410	1,021	1,055	49.18	50.82
8	6	15	5	18	2,076	9.26	182	22,410	1,105	971	53.23	46.77
7	14	15	3	17	2,075	9.26	183	22,410	1,050	1,025	50.60	49.40
2	20	15	6	17	2,074	9.25	184	22,410	1,025	1,049	49.42	50.58
5	15	15	6	16	2,074	9.25	185	22,410	1,025	1,049	49.42	50.58
8	16	15	1	14	2,073	9.25	186	22,410	1,098	975	52.97	47.03
2	27	15	6	16	2,071	9.24	187	22,410	1,009	1,062	48.72	51.28
9	3	15	5	16	2,071	9.24	188	22,410	1,072	999	51.76	48.24
7	24	15	6	14	2,070	9.24	189	22,410	1,066	1,004	51.50	48.50
7	17	15	6	18	2,069	9.23	190	22,410	1,010	1,059	48.82	51.18
7	23	15	5	17	2,069	9.23	191	22,410	1,080	989	52.20	47.80
2	6	15	6	17	2,068	9.23	192	22,410	1,047	1,021	50.63	49.37
10	30	15	6	16	2,067	9.22	193	22,410	1,061	1,006	51.33	48.67

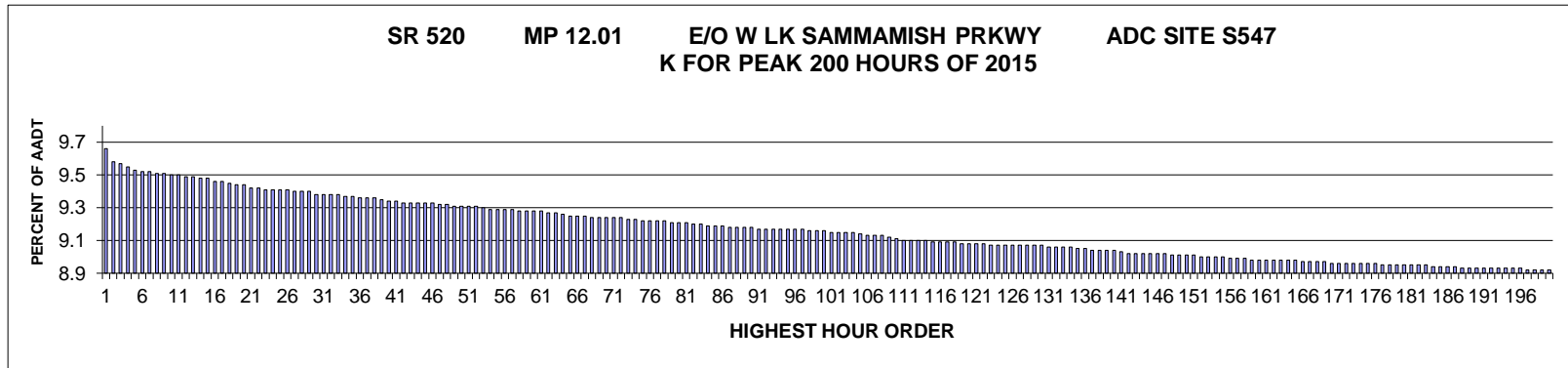
MO	DY	YR	DAY OF WK	HR	HR VOL	PERCENT OF AADT	HOUR NUMBER	AADT	NORTH VOLUME	SOUTH VOLUME	PERCENT NORTH IS OF TOTAL VOLUME	PERCENT SOUTH IS OF TOTAL VOLUME
6	15	15	2	17	2,066	9.22	194	22,410	1,052	1,014	50.92	49.08
8	3	15	2	17	2,066	9.22	195	22,410	1,044	1,022	50.53	49.47
10	9	15	6	18	2,065	9.21	196	22,410	1,018	1,047	49.30	50.70
12	18	15	6	17	2,065	9.21	197	22,410	1,040	1,025	50.36	49.64
7	3	15	6	11	2,064	9.21	198	22,410	895	1,169	43.36	56.64
7	1	15	4	14	2,063	9.21	199	22,410	1,022	1,041	49.54	50.46
8	9	15	1	13	2,063	9.21	200	22,410	1,134	929	54.97	45.03



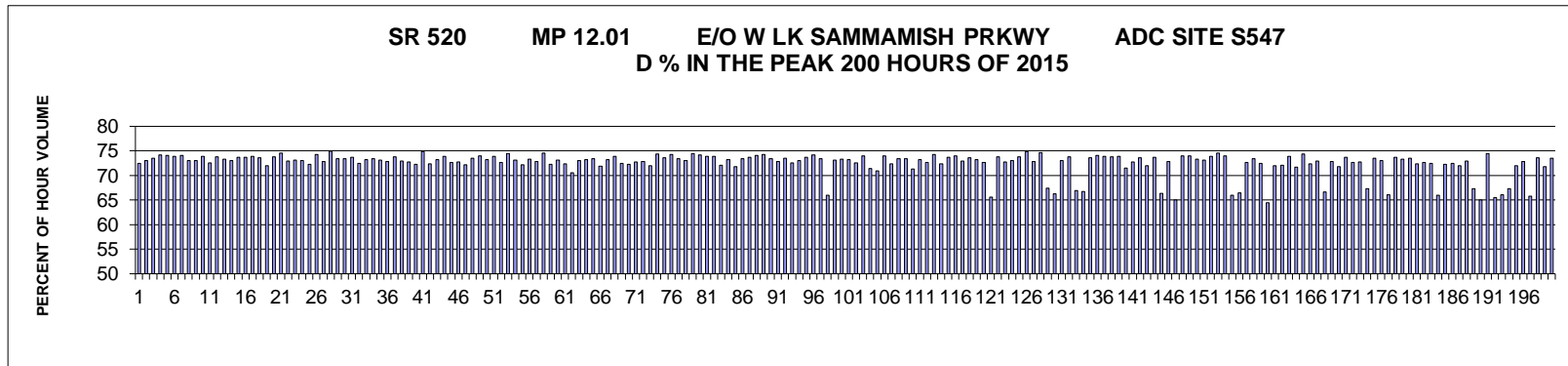
AADT= 0 K 30 FACTOR= 0.00 K 100 FACTOR= 0.00 K 200 FACTOR= 0.00 D 30 FACTOR= 0.00



MO	DY	YR	DAY OF WK	HR	HR VOL	PERCENT OF AADT	HOUR NUMBER	AADT	EAST VOLUME	WEST VOLUME	PERCENT EAST IS OF TOTAL VOLUME	PERCENT WEST IS OF TOTAL VOLUME
----	----	----	-----------	----	--------	-----------------	-------------	------	-------------	-------------	---------------------------------	---------------------------------



AADT= 77665 K 30 FACTOR= 9.38 K 100 FACTOR= 9.16 K 200 FACTOR= 8.92 D 30 FACTOR= 73.45



MO	DY	YR	DAY OF WK	HR	HR VOL	PERCENT OF AADT	HOUR NUMBER	AADT	EAST VOLUME	WEST VOLUME	PERCENT EAST IS OF TOTAL VOLUME	PERCENT WEST IS OF TOTAL VOLUME
4	22	15	4	9	7,501	9.66	1	77,665	2,062	5,439	27.49	72.51
4	1	15	4	9	7,442	9.58	2	77,665	2,010	5,432	27.01	72.99
2	25	15	4	9	7,429	9.57	3	77,665	1,965	5,464	26.45	73.55
2	11	15	4	9	7,419	9.55	4	77,665	1,918	5,501	25.85	74.15
2	24	15	3	9	7,402	9.53	5	77,665	1,919	5,483	25.93	74.07
3	18	15	4	9	7,396	9.52	6	77,665	1,931	5,465	26.11	73.89
3	17	15	3	9	7,390	9.52	7	77,665	1,918	5,472	25.95	74.05
4	29	15	4	9	7,388	9.51	8	77,665	1,994	5,394	26.99	73.01
2	26	15	5	9	7,384	9.51	9	77,665	1,993	5,391	26.99	73.01
3	23	15	2	9	7,379	9.50	10	77,665	1,929	5,450	26.14	73.86
5	13	15	4	9	7,378	9.50	11	77,665	2,024	5,354	27.43	72.57
3	10	15	3	9	7,373	9.49	12	77,665	1,934	5,439	26.23	73.77
9	16	15	4	9	7,371	9.49	13	77,665	1,967	5,404	26.69	73.31

MO	DY	YR	DAY OF WK	HR	HR VOL	PERCENT OF AADT	HOUR NUMBER	AADT	EAST VOLUME	WEST VOLUME	PERCENT EAST IS OF TOTAL VOLUME	PERCENT WEST IS OF TOTAL VOLUME	
	4	30	15	5	9	7,361	9.48	14	77,665	1,984	5,377	26.95	73.05
	3	5	15	5	9	7,359	9.48	15	77,665	1,933	5,426	26.27	73.73
	2	3	15	3	9	7,349	9.46	16	77,665	1,933	5,416	26.30	73.70
	3	12	15	5	9	7,344	9.46	17	77,665	1,919	5,425	26.13	73.87
	9	10	15	5	9	7,342	9.45	18	77,665	1,937	5,405	26.38	73.62
	5	29	15	6	9	7,335	9.44	19	77,665	2,057	5,278	28.04	71.96
	2	4	15	4	9	7,328	9.44	20	77,665	1,921	5,407	26.21	73.79
	5	20	15	4	9	7,316	9.42	21	77,665	1,859	5,457	25.41	74.59
	11	19	15	5	9	7,314	9.42	22	77,665	1,976	5,338	27.02	72.98
	3	30	15	2	9	7,308	9.41	23	77,665	1,963	5,345	26.86	73.14
	5	12	15	3	9	7,307	9.41	24	77,665	1,972	5,335	26.99	73.01
	5	7	15	5	9	7,306	9.41	25	77,665	2,026	5,280	27.73	72.27
	3	19	15	5	9	7,305	9.41	26	77,665	1,880	5,425	25.74	74.26
	9	17	15	5	9	7,303	9.40	27	77,665	1,983	5,320	27.15	72.85
	1	21	15	4	9	7,300	9.40	28	77,665	1,832	5,468	25.10	74.90
	4	23	15	5	9	7,299	9.40	29	77,665	1,943	5,356	26.62	73.38
	9	22	15	3	9	7,288	9.38	30	77,665	1,935	5,353	26.55	73.45
	4	14	15	3	9	7,283	9.38	31	77,665	1,913	5,370	26.27	73.73
	4	16	15	5	9	7,283	9.38	32	77,665	2,003	5,280	27.50	72.50
	6	11	15	5	9	7,282	9.38	33	77,665	1,948	5,334	26.75	73.25
	5	5	15	3	9	7,279	9.37	34	77,665	1,933	5,346	26.56	73.44
	4	2	15	5	9	7,275	9.37	35	77,665	1,954	5,321	26.86	73.14
	4	24	15	6	9	7,272	9.36	36	77,665	1,972	5,300	27.12	72.88
	9	15	15	3	9	7,271	9.36	37	77,665	1,907	5,364	26.23	73.77
	4	21	15	3	9	7,269	9.36	38	77,665	1,969	5,300	27.09	72.91
	11	12	15	5	9	7,263	9.35	39	77,665	1,982	5,281	27.29	72.71
	4	15	15	4	9	7,257	9.34	40	77,665	2,010	5,247	27.70	72.30
	2	10	15	3	9	7,251	9.34	41	77,665	1,826	5,425	25.18	74.82
	5	19	15	3	9	7,250	9.33	42	77,665	2,007	5,243	27.68	72.32
	10	6	15	3	9	7,248	9.33	43	77,665	1,941	5,307	26.78	73.22
	9	30	15	4	9	7,247	9.33	44	77,665	1,893	5,354	26.12	73.88
	9	9	15	4	9	7,244	9.33	45	77,665	1,979	5,265	27.32	72.68
	11	18	15	4	9	7,244	9.33	46	77,665	1,977	5,267	27.29	72.71
	6	4	15	5	9	7,240	9.32	47	77,665	2,011	5,229	27.78	72.22
	6	3	15	4	9	7,239	9.32	48	77,665	1,916	5,323	26.47	73.53
	1	20	15	3	9	7,234	9.31	49	77,665	1,881	5,353	26.00	74.00
	4	28	15	3	9	7,233	9.31	50	77,665	1,934	5,299	26.74	73.26
	4	27	15	2	9	7,231	9.31	51	77,665	1,891	5,340	26.15	73.85
	9	3	15	5	9	7,228	9.31	52	77,665	1,974	5,254	27.31	72.69
	3	2	15	2	9	7,226	9.30	53	77,665	1,848	5,378	25.57	74.43
	10	8	15	5	9	7,218	9.29	54	77,665	1,940	5,278	26.88	73.12
	5	26	15	3	9	7,217	9.29	55	77,665	2,010	5,207	27.85	72.15
	3	26	15	5	9	7,214	9.29	56	77,665	1,923	5,291	26.66	73.34
	9	24	15	5	9	7,212	9.29	57	77,665	1,959	5,253	27.16	72.84
	1	30	15	6	9	7,209	9.28	58	77,665	1,834	5,375	25.44	74.56

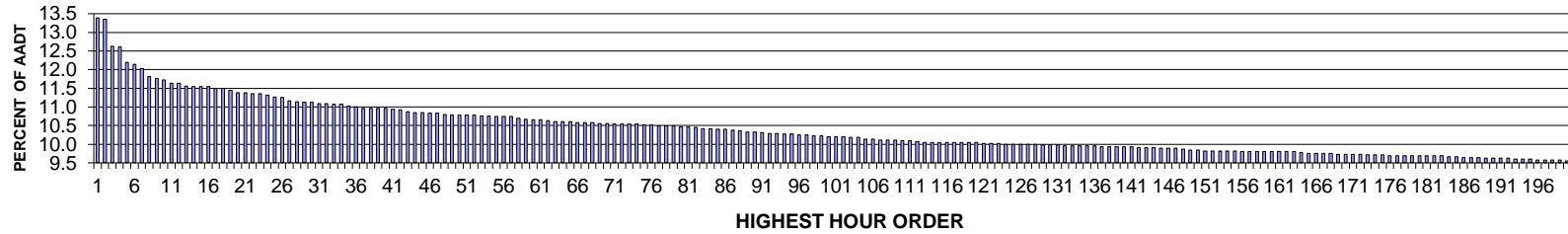
MO	DY	YR	DAY OF WK	HR	HR VOL	PERCENT OF AADT	HOUR NUMBER	AADT	EAST VOLUME	WEST VOLUME	PERCENT EAST IS OF TOTAL VOLUME	PERCENT WEST IS OF TOTAL VOLUME
6	9	15	3	9	7,209	9.28	59	77,665	2,002	5,207	27.77	72.23
6	2	15	3	9	7,208	9.28	60	77,665	1,934	5,274	26.83	73.17
5	15	15	6	9	7,207	9.28	61	77,665	1,991	5,216	27.63	72.37
5	8	15	6	9	7,201	9.27	62	77,665	2,119	5,082	29.43	70.57
3	27	15	6	9	7,198	9.27	63	77,665	1,941	5,257	26.97	73.03
5	11	15	2	9	7,194	9.26	64	77,665	1,926	5,268	26.77	73.23
3	6	15	6	9	7,187	9.25	65	77,665	1,908	5,279	26.55	73.45
11	4	15	4	9	7,186	9.25	66	77,665	2,022	5,164	28.14	71.86
3	16	15	2	9	7,185	9.25	67	77,665	1,927	5,258	26.82	73.18
10	2	15	6	9	7,180	9.24	68	77,665	1,877	5,303	26.14	73.86
11	10	15	3	9	7,179	9.24	69	77,665	1,980	5,199	27.58	72.42
5	21	15	5	9	7,178	9.24	70	77,665	1,990	5,188	27.72	72.28
3	11	15	4	9	7,176	9.24	71	77,665	1,956	5,220	27.26	72.74
10	15	15	5	9	7,174	9.24	72	77,665	1,950	5,224	27.18	72.82
5	27	15	4	9	7,172	9.23	73	77,665	2,011	5,161	28.04	71.96
4	13	15	2	9	7,171	9.23	74	77,665	1,838	5,333	25.63	74.37
2	23	15	2	9	7,163	9.22	75	77,665	1,888	5,275	26.36	73.64
9	8	15	3	9	7,162	9.22	76	77,665	1,839	5,323	25.68	74.32
10	14	15	4	9	7,161	9.22	77	77,665	1,901	5,260	26.55	73.45
5	1	15	6	9	7,160	9.22	78	77,665	1,928	5,232	26.93	73.07
2	9	15	2	9	7,153	9.21	79	77,665	1,824	5,329	25.50	74.50
4	20	15	2	9	7,152	9.21	80	77,665	1,847	5,305	25.82	74.18
10	1	15	5	9	7,150	9.21	81	77,665	1,868	5,282	26.13	73.87
3	25	15	4	9	7,149	9.20	82	77,665	1,867	5,282	26.12	73.88
5	6	15	4	9	7,144	9.20	83	77,665	1,995	5,149	27.93	72.07
10	13	15	3	9	7,138	9.19	84	77,665	1,912	5,226	26.79	73.21
4	17	15	6	9	7,137	9.19	85	77,665	2,016	5,121	28.25	71.75
5	4	15	2	9	7,135	9.19	86	77,665	1,894	5,241	26.55	73.45
11	16	15	2	9	7,130	9.18	87	77,665	1,873	5,257	26.27	73.73
2	18	15	4	9	7,129	9.18	88	77,665	1,849	5,280	25.94	74.06
1	13	15	3	9	7,128	9.18	89	77,665	1,832	5,296	25.70	74.30
5	27	15	4	10	7,127	9.18	90	77,665	1,893	5,234	26.56	73.44
9	11	15	6	9	7,123	9.17	91	77,665	1,931	5,192	27.11	72.89
3	31	15	3	9	7,122	9.17	92	77,665	1,889	5,233	26.52	73.48
6	5	15	6	9	7,122	9.17	93	77,665	1,956	5,166	27.46	72.54
10	22	15	5	9	7,120	9.17	94	77,665	1,920	5,200	26.97	73.03
9	21	15	2	9	7,119	9.17	95	77,665	1,870	5,249	26.27	73.73
2	5	15	5	9	7,118	9.17	96	77,665	1,841	5,277	25.86	74.14
10	29	15	5	9	7,118	9.17	97	77,665	1,894	5,224	26.61	73.39
5	11	15	2	17	7,115	9.16	98	77,665	4,693	2,422	65.96	34.04
10	20	15	3	9	7,115	9.16	99	77,665	1,913	5,202	26.89	73.11
10	27	15	3	9	7,111	9.16	100	77,665	1,897	5,214	26.68	73.32
5	28	15	5	9	7,107	9.15	101	77,665	1,903	5,204	26.78	73.22
11	20	15	6	9	7,107	9.15	102	77,665	1,949	5,158	27.42	72.58
5	5	15	3	10	7,104	9.15	103	77,665	1,848	5,256	26.01	73.99

MO	DY	YR	DAY OF WK	HR	HR VOL	PERCENT OF AADT	HOUR NUMBER	AADT	EAST VOLUME	WEST VOLUME	PERCENT EAST IS OF TOTAL VOLUME	PERCENT WEST IS OF TOTAL VOLUME
12	2	15	4	9	7,104	9.15	104	77,665	2,029	5,075	28.56	71.44
9	18	15	6	9	7,102	9.14	105	77,665	2,065	5,037	29.08	70.92
9	28	15	2	9	7,093	9.13	106	77,665	1,843	5,250	25.98	74.02
11	5	15	5	9	7,093	9.13	107	77,665	1,960	5,133	27.63	72.37
3	3	15	3	9	7,087	9.13	108	77,665	1,884	5,203	26.58	73.42
1	15	15	5	9	7,085	9.12	109	77,665	1,884	5,201	26.59	73.41
4	3	15	6	9	7,075	9.11	110	77,665	2,029	5,046	28.68	71.32
11	3	15	3	9	7,071	9.10	111	77,665	1,894	5,177	26.79	73.21
12	11	15	6	9	7,071	9.10	112	77,665	1,934	5,137	27.35	72.65
9	14	15	2	9	7,068	9.10	113	77,665	1,819	5,249	25.74	74.26
12	4	15	6	9	7,068	9.10	114	77,665	1,956	5,112	27.67	72.33
1	27	15	3	9	7,060	9.09	115	77,665	1,854	5,206	26.26	73.74
2	27	15	6	9	7,059	9.09	116	77,665	1,837	5,222	26.02	73.98
5	14	15	5	9	7,059	9.09	117	77,665	1,909	5,150	27.04	72.96
6	10	15	4	9	7,056	9.09	118	77,665	1,865	5,191	26.43	73.57
5	12	15	3	10	7,054	9.08	119	77,665	1,889	5,165	26.78	73.22
3	17	15	3	10	7,053	9.08	120	77,665	1,931	5,122	27.38	72.62
3	19	15	5	17	7,053	9.08	121	77,665	4,626	2,427	65.59	34.41
2	12	15	5	9	7,052	9.08	122	77,665	1,845	5,207	26.16	73.84
10	12	15	2	9	7,047	9.07	123	77,665	1,919	5,128	27.23	72.77
12	16	15	4	9	7,047	9.07	124	77,665	1,898	5,149	26.93	73.07
2	6	15	6	9	7,046	9.07	125	77,665	1,846	5,200	26.20	73.80
9	29	15	3	9	7,044	9.07	126	77,665	1,771	5,273	25.14	74.86
7	7	15	3	9	7,043	9.07	127	77,665	1,915	5,128	27.19	72.81
10	19	15	2	9	7,043	9.07	128	77,665	1,785	5,258	25.34	74.66
2	26	15	5	17	7,041	9.07	129	77,665	4,747	2,294	67.42	32.58
5	4	15	2	17	7,041	9.07	130	77,665	4,668	2,373	66.30	33.70
1	28	15	4	9	7,038	9.06	131	77,665	1,899	5,139	26.98	73.02
4	21	15	3	10	7,036	9.06	132	77,665	1,842	5,194	26.18	73.82
3	3	15	3	17	7,034	9.06	133	77,665	4,707	2,327	66.92	33.08
4	20	15	2	17	7,034	9.06	134	77,665	4,692	2,342	66.70	33.30
6	2	15	3	10	7,031	9.05	135	77,665	1,855	5,176	26.38	73.62
3	20	15	6	9	7,027	9.05	136	77,665	1,823	5,204	25.94	74.06
6	16	15	3	9	7,024	9.04	137	77,665	1,834	5,190	26.11	73.89
1	23	15	6	9	7,020	9.04	138	77,665	1,842	5,178	26.24	73.76
3	9	15	2	9	7,019	9.04	139	77,665	1,831	5,188	26.09	73.91
9	24	15	5	10	7,018	9.04	140	77,665	1,999	5,019	28.48	71.52
1	8	15	5	9	7,015	9.03	141	77,665	1,909	5,106	27.21	72.79
10	5	15	2	9	7,008	9.02	142	77,665	1,852	5,156	26.43	73.57
12	15	15	3	9	7,008	9.02	143	77,665	1,960	5,048	27.97	72.03
1	14	15	4	9	7,007	9.02	144	77,665	1,845	5,162	26.33	73.67
3	11	15	4	17	7,007	9.02	145	77,665	4,647	2,360	66.32	33.68
9	14	15	2	10	7,004	9.02	146	77,665	1,902	5,102	27.16	72.84
5	6	15	4	17	7,002	9.02	147	77,665	4,550	2,452	64.98	35.02
4	14	15	3	10	7,001	9.01	148	77,665	1,818	5,183	25.97	74.03

MO	DY	YR	DAY OF WK	HR	HR VOL	PERCENT OF AADT	HOUR NUMBER	AADT	EAST VOLUME	WEST VOLUME	PERCENT EAST IS OF TOTAL VOLUME	PERCENT WEST IS OF TOTAL VOLUME	
	1	22	15	5	9	6,998	9.01	149	77,665	1,818	5,180	25.98	74.02
	11	30	15	2	9	6,998	9.01	150	77,665	1,866	5,132	26.66	73.34
	12	14	15	2	9	6,997	9.01	151	77,665	1,883	5,114	26.91	73.09
	9	2	15	4	9	6,993	9.00	152	77,665	1,823	5,170	26.07	73.93
	3	24	15	3	10	6,990	9.00	153	77,665	1,781	5,209	25.48	74.52
	2	19	15	5	9	6,989	9.00	154	77,665	1,820	5,169	26.04	73.96
	4	22	15	4	17	6,986	9.00	155	77,665	4,611	2,375	66.00	34.00
	3	4	15	4	17	6,981	8.99	156	77,665	4,639	2,342	66.45	33.55
	10	28	15	4	9	6,980	8.99	157	77,665	1,908	5,072	27.34	72.66
	10	7	15	4	9	6,979	8.99	158	77,665	1,852	5,127	26.54	73.46
	7	8	15	4	9	6,978	8.98	159	77,665	1,922	5,056	27.54	72.46
	4	15	15	4	17	6,976	8.98	160	77,665	4,498	2,478	64.48	35.52
	5	7	15	5	10	6,974	8.98	161	77,665	1,953	5,021	28.00	72.00
	12	1	15	3	9	6,974	8.98	162	77,665	1,950	5,024	27.96	72.04
	9	25	15	6	9	6,973	8.98	163	77,665	1,821	5,152	26.12	73.88
	7	16	15	5	10	6,972	8.98	164	77,665	1,974	4,998	28.31	71.69
	1	29	15	5	9	6,971	8.98	165	77,665	1,785	5,186	25.61	74.39
	12	10	15	5	9	6,970	8.97	166	77,665	1,929	5,041	27.68	72.32
	6	4	15	5	10	6,968	8.97	167	77,665	1,884	5,084	27.04	72.96
	2	24	15	3	17	6,966	8.97	168	77,665	4,642	2,324	66.64	33.36
	12	3	15	5	9	6,966	8.97	169	77,665	1,890	5,076	27.13	72.87
	3	30	15	2	10	6,962	8.96	170	77,665	1,964	4,998	28.21	71.79
	5	28	15	5	10	6,962	8.96	171	77,665	1,828	5,134	26.26	73.74
	6	3	15	4	10	6,960	8.96	172	77,665	1,902	5,058	27.33	72.67
	8	5	15	4	9	6,958	8.96	173	77,665	1,893	5,065	27.21	72.79
	4	14	15	3	17	6,957	8.96	174	77,665	4,682	2,275	67.30	32.70
	4	30	15	5	10	6,957	8.96	175	77,665	1,840	5,117	26.45	73.55
	5	13	15	4	10	6,957	8.96	176	77,665	1,874	5,083	26.94	73.06
	3	5	15	5	17	6,954	8.95	177	77,665	4,593	2,361	66.05	33.95
	10	23	15	6	9	6,954	8.95	178	77,665	1,832	5,122	26.34	73.66
	11	5	15	5	10	6,952	8.95	179	77,665	1,855	5,097	26.68	73.32
	10	26	15	2	9	6,951	8.95	180	77,665	1,841	5,110	26.49	73.51
	7	22	15	4	9	6,949	8.95	181	77,665	1,920	5,029	27.63	72.37
	7	9	15	5	9	6,948	8.95	182	77,665	1,899	5,049	27.33	72.67
	11	10	15	3	10	6,948	8.95	183	77,665	1,915	5,033	27.56	72.44
	3	16	15	2	17	6,946	8.94	184	77,665	4,580	2,366	65.94	34.06
	3	18	15	4	10	6,946	8.94	185	77,665	1,929	5,017	27.77	72.23
	9	23	15	4	9	6,944	8.94	186	77,665	1,913	5,031	27.55	72.45
	7	21	15	3	10	6,941	8.94	187	77,665	1,945	4,996	28.02	71.98
	4	15	15	4	10	6,939	8.93	188	77,665	1,880	5,059	27.09	72.91
	3	23	15	2	17	6,937	8.93	189	77,665	4,672	2,265	67.35	32.65
	3	24	15	3	17	6,937	8.93	190	77,665	4,511	2,426	65.03	34.97
	2	17	15	3	9	6,934	8.93	191	77,665	1,774	5,160	25.58	74.42
	5	12	15	3	17	6,934	8.93	192	77,665	4,539	2,395	65.46	34.54
	3	12	15	5	17	6,933	8.93	193	77,665	4,583	2,350	66.10	33.90

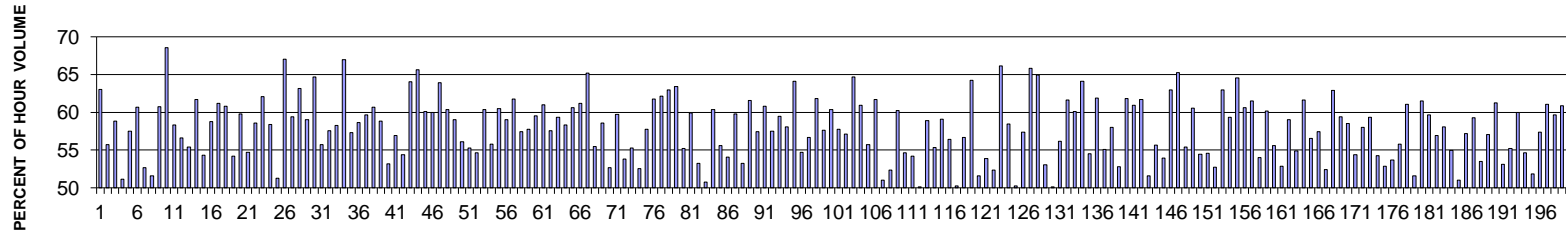
MO	DY	YR	DAY OF WK	HR	HR VOL	PERCENT OF AADT	HOUR NUMBER	AADT	EAST VOLUME	WEST VOLUME	PERCENT EAST IS OF TOTAL VOLUME	PERCENT WEST IS OF TOTAL VOLUME
3	10	15	3	17	6,932	8.93	194	77,665	4,667	2,265	67.33	32.67
7	8	15	4	10	6,932	8.93	195	77,665	1,945	4,987	28.06	71.94
10	8	15	5	10	6,932	8.93	196	77,665	1,882	5,050	27.15	72.85
4	21	15	3	17	6,931	8.92	197	77,665	4,559	2,372	65.78	34.22
1	12	15	2	9	6,930	8.92	198	77,665	1,830	5,100	26.41	73.59
6	25	15	5	10	6,929	8.92	199	77,665	1,952	4,977	28.17	71.83
4	29	15	4	10	6,928	8.92	200	77,665	1,836	5,092	26.50	73.50

**SR 024 MP 43.50 VERNITA ADC SITE S612
K FOR PEAK 200 HOURS OF 2015**



AADT= 4480 K 30 FACTOR= 11.12 K 100 FACTOR= 10.20 K 200 FACTOR= 9.55 D 30 FACTOR= 64.66

**SR 024 MP 43.50 VERNITA ADC SITE S612
D % IN THE PEAK 200 HOURS OF 2015**



MO	DY	YR	DAY OF WK	HR	HR VOL	PERCENT OF AADT	HOUR NUMBER	AADT	EAST VOLUME	WEST VOLUME	PERCENT EAST IS OF TOTAL VOLUME	PERCENT WEST IS OF TOTAL VOLUME
9	18	15	6	17	600	13.39	1	4,480	222	378	37.00	63.00
9	20	15	1	14	598	13.35	2	4,480	265	333	44.31	55.69
10	2	15	6	17	566	12.63	3	4,480	233	333	41.17	58.83
9	4	15	6	17	565	12.61	4	4,480	276	289	48.85	51.15
8	14	15	6	15	546	12.19	5	4,480	232	314	42.49	57.51
10	9	15	6	17	544	12.14	6	4,480	214	330	39.34	60.66
9	4	15	6	16	539	12.03	7	4,480	255	284	47.31	52.69
9	4	15	6	18	529	11.81	8	4,480	256	273	48.39	51.61
10	9	15	6	18	527	11.76	9	4,480	207	320	39.28	60.72
9	15	15	3	17	525	11.72	10	4,480	165	360	31.43	68.57
6	25	15	5	17	521	11.63	11	4,480	304	217	58.35	41.65
10	16	15	6	17	521	11.63	12	4,480	226	295	43.38	56.62
10	16	15	6	18	518	11.56	13	4,480	231	287	44.59	55.41

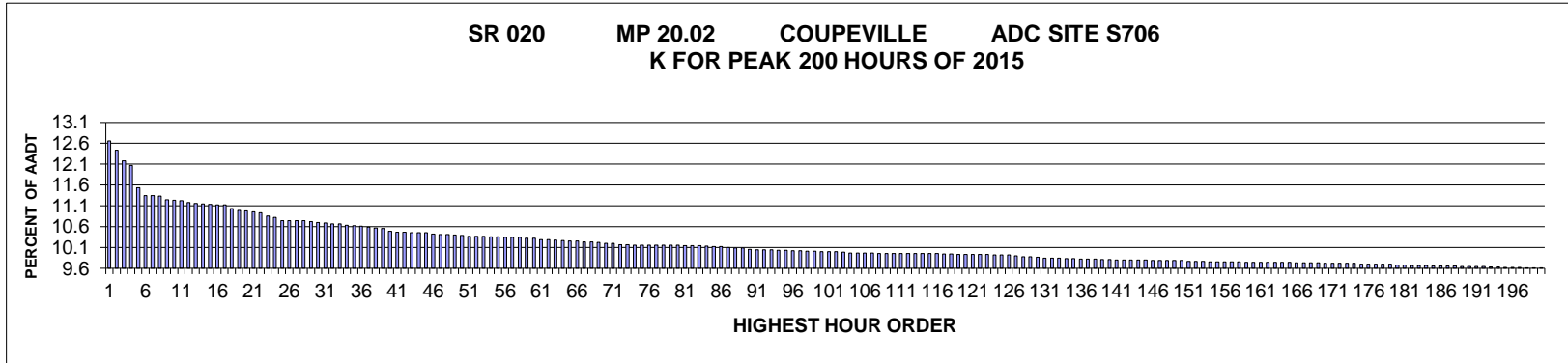
MO	DY	YR	DAY OF WK	HR	HR VOL	PERCENT OF AADT	HOUR NUMBER	AADT	EAST VOLUME	WEST VOLUME	PERCENT EAST IS OF TOTAL VOLUME	PERCENT WEST IS OF TOTAL VOLUME
6	19	15	6	16	517	11.54	14	4,480	198	319	38.30	61.70
7	31	15	6	15	517	11.54	15	4,480	236	281	45.65	54.35
9	11	15	6	17	517	11.54	16	4,480	213	304	41.20	58.80
8	14	15	6	14	515	11.50	17	4,480	200	315	38.83	61.17
10	16	15	6	16	515	11.50	18	4,480	202	313	39.22	60.78
9	20	15	1	16	513	11.45	19	4,480	235	278	45.81	54.19
10	2	15	6	16	510	11.38	20	4,480	205	305	40.20	59.80
10	11	15	1	17	510	11.38	21	4,480	279	231	54.71	45.29
9	11	15	6	15	509	11.36	22	4,480	211	298	41.45	58.55
9	25	15	6	16	509	11.36	23	4,480	193	316	37.92	62.08
4	10	15	6	17	507	11.32	24	4,480	211	296	41.62	58.38
9	18	15	6	18	505	11.27	25	4,480	246	259	48.71	51.29
9	22	15	3	17	504	11.25	26	4,480	166	338	32.94	67.06
10	30	15	6	17	500	11.16	27	4,480	203	297	40.60	59.40
9	26	15	7	17	499	11.14	28	4,480	184	315	36.87	63.13
9	12	15	7	16	498	11.12	29	4,480	204	294	40.96	59.04
9	16	15	4	17	498	11.12	30	4,480	176	322	35.34	64.66
6	12	15	6	15	497	11.09	31	4,480	220	277	44.27	55.73
9	17	15	5	17	497	11.09	32	4,480	211	286	42.45	57.55
6	5	15	6	15	496	11.07	33	4,480	207	289	41.73	58.27
9	25	15	6	17	496	11.07	34	4,480	164	332	33.06	66.94
9	12	15	7	15	494	11.03	35	4,480	211	283	42.71	57.29
9	11	15	6	16	493	11.00	36	4,480	204	289	41.38	58.62
6	12	15	6	16	491	10.96	37	4,480	198	293	40.33	59.67
6	19	15	6	17	491	10.96	38	4,480	193	298	39.31	60.69
8	21	15	6	16	491	10.96	39	4,480	202	289	41.14	58.86
9	4	15	6	15	491	10.96	40	4,480	261	230	53.16	46.84
11	6	15	6	17	490	10.94	41	4,480	211	279	43.06	56.94
10	2	15	6	18	489	10.92	42	4,480	223	266	45.60	54.40
9	19	15	7	16	487	10.87	43	4,480	175	312	35.93	64.07
9	23	15	4	17	486	10.85	44	4,480	167	319	34.36	65.64
10	4	15	1	15	486	10.85	45	4,480	194	292	39.92	60.08
3	13	15	6	17	485	10.83	46	4,480	194	291	40.00	60.00
9	24	15	5	17	485	10.83	47	4,480	175	310	36.08	63.92
8	16	15	1	14	484	10.80	48	4,480	192	292	39.67	60.33
5	22	15	6	17	483	10.78	49	4,480	198	285	40.99	59.01
6	25	15	5	15	483	10.78	50	4,480	271	212	56.11	43.89
8	21	15	6	17	483	10.78	51	4,480	216	267	44.72	55.28
10	10	15	7	16	483	10.78	52	4,480	219	264	45.34	54.66
9	7	15	2	17	482	10.76	53	4,480	191	291	39.63	60.37
9	11	15	6	18	482	10.76	54	4,480	213	269	44.19	55.81
4	12	15	1	17	481	10.74	55	4,480	291	190	60.50	39.50
8	20	15	5	17	481	10.74	56	4,480	197	284	40.96	59.04
10	15	15	5	17	481	10.74	57	4,480	184	297	38.25	61.75
10	23	15	6	16	479	10.69	58	4,480	204	275	42.59	57.41

MO	DY	YR	DAY OF WK	HR	HR VOL	PERCENT OF AADT	HOUR NUMBER	AADT	EAST VOLUME	WEST VOLUME	PERCENT EAST IS OF TOTAL VOLUME	PERCENT WEST IS OF TOTAL VOLUME
6	5	15	6	16	478	10.67	59	4,480	202	276	42.26	57.74
8	9	15	1	18	477	10.65	60	4,480	284	193	59.54	40.46
10	23	15	6	18	477	10.65	61	4,480	186	291	38.99	61.01
8	16	15	1	12	476	10.63	62	4,480	202	274	42.44	57.56
5	22	15	6	16	475	10.60	63	4,480	193	282	40.63	59.37
7	10	15	6	16	475	10.60	64	4,480	198	277	41.68	58.32
8	7	15	6	16	475	10.60	65	4,480	187	288	39.37	60.63
7	17	15	6	16	474	10.58	66	4,480	184	290	38.82	61.18
9	18	15	6	16	474	10.58	67	4,480	165	309	34.81	65.19
11	25	15	4	17	474	10.58	68	4,480	211	263	44.51	55.49
5	21	15	5	16	473	10.56	69	4,480	196	277	41.44	58.56
10	10	15	7	18	473	10.56	70	4,480	249	224	52.64	47.36
4	5	15	1	16	472	10.54	71	4,480	282	190	59.75	40.25
8	23	15	1	15	472	10.54	72	4,480	218	254	46.19	53.81
9	12	15	7	17	472	10.54	73	4,480	261	211	55.30	44.70
10	11	15	1	15	472	10.54	74	4,480	224	248	47.46	52.54
9	20	15	1	15	471	10.51	75	4,480	199	272	42.25	57.75
9	28	15	2	17	471	10.51	76	4,480	180	291	38.22	61.78
8	14	15	6	13	470	10.49	77	4,480	178	292	37.87	62.13
9	9	15	4	17	470	10.49	78	4,480	174	296	37.02	62.98
10	23	15	6	17	470	10.49	79	4,480	172	298	36.60	63.40
7	24	15	6	18	469	10.47	80	4,480	210	259	44.78	55.22
10	4	15	1	14	469	10.47	81	4,480	188	281	40.09	59.91
10	10	15	7	17	468	10.45	82	4,480	249	219	53.21	46.79
9	5	15	7	17	467	10.42	83	4,480	230	237	49.25	50.75
9	27	15	1	15	467	10.42	84	4,480	185	282	39.61	60.39
6	25	15	5	16	466	10.40	85	4,480	259	207	55.58	44.42
10	30	15	6	18	466	10.40	86	4,480	214	252	45.92	54.08
8	14	15	6	16	465	10.38	87	4,480	187	278	40.22	59.78
9	3	15	5	17	464	10.36	88	4,480	217	247	46.77	53.23
3	27	15	6	17	463	10.33	89	4,480	178	285	38.44	61.56
9	12	15	7	14	463	10.33	90	4,480	197	266	42.55	57.45
10	10	15	7	15	462	10.31	91	4,480	181	281	39.18	60.82
7	31	15	6	16	461	10.29	92	4,480	196	265	42.52	57.48
9	25	15	6	18	461	10.29	93	4,480	187	274	40.56	59.44
4	12	15	1	16	460	10.27	94	4,480	267	193	58.04	41.96
9	21	15	2	17	460	10.27	95	4,480	165	295	35.87	64.13
6	26	15	6	15	459	10.25	96	4,480	208	251	45.32	54.68
7	5	15	1	15	459	10.25	97	4,480	199	260	43.36	56.64
6	28	15	1	12	458	10.22	98	4,480	175	283	38.21	61.79
11	6	15	6	16	458	10.22	99	4,480	194	264	42.36	57.64
8	7	15	6	17	457	10.20	100	4,480	181	276	39.61	60.39
8	23	15	1	14	457	10.20	101	4,480	193	264	42.23	57.77
10	18	15	1	15	457	10.20	102	4,480	196	261	42.89	57.11
8	15	15	7	16	456	10.18	103	4,480	161	295	35.31	64.69

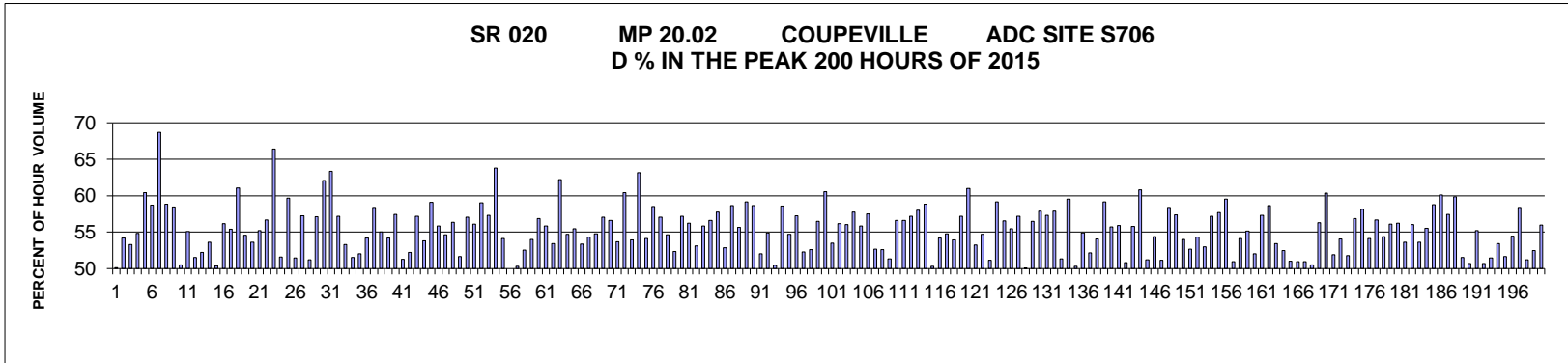
MO	DY	YR	DAY OF WK	HR	HR VOL	PERCENT OF AADT	HOUR NUMBER	AADT	EAST VOLUME	WEST VOLUME	PERCENT EAST IS OF TOTAL VOLUME	PERCENT WEST IS OF TOTAL VOLUME
9	19	15	7	15	456	10.18	104	4,480	178	278	39.04	60.96
6	26	15	6	14	454	10.13	105	4,480	201	253	44.27	55.73
10	5	15	2	17	454	10.13	106	4,480	174	280	38.33	61.67
6	21	15	1	15	453	10.11	107	4,480	222	231	49.01	50.99
8	21	15	6	15	453	10.11	108	4,480	216	237	47.68	52.32
9	20	15	1	13	453	10.11	109	4,480	180	273	39.74	60.26
5	22	15	6	18	452	10.09	110	4,480	205	247	45.35	54.65
8	9	15	1	17	452	10.09	111	4,480	245	207	54.20	45.80
10	4	15	1	17	451	10.07	112	4,480	225	226	49.89	50.11
4	3	15	6	17	450	10.04	113	4,480	185	265	41.11	58.89
5	8	15	6	16	450	10.04	114	4,480	201	249	44.67	55.33
6	25	15	5	18	450	10.04	115	4,480	266	184	59.11	40.89
8	6	15	5	17	450	10.04	116	4,480	196	254	43.56	56.44
8	16	15	1	16	450	10.04	117	4,480	226	224	50.22	49.78
9	3	15	5	16	450	10.04	118	4,480	195	255	43.33	56.67
10	4	15	1	13	450	10.04	119	4,480	161	289	35.78	64.22
10	25	15	1	17	450	10.04	120	4,480	218	232	48.44	51.56
5	22	15	6	15	449	10.02	121	4,480	207	242	46.10	53.90
10	2	15	6	15	449	10.02	122	4,480	214	235	47.66	52.34
10	14	15	4	17	449	10.02	123	4,480	152	297	33.85	66.15
5	8	15	6	17	448	10.00	124	4,480	186	262	41.52	58.48
5	10	15	1	15	448	10.00	125	4,480	225	223	50.22	49.78
8	20	15	5	16	448	10.00	126	4,480	191	257	42.63	57.37
9	14	15	2	17	448	10.00	127	4,480	153	295	34.15	65.85
9	26	15	7	16	448	10.00	128	4,480	157	291	35.04	64.96
6	5	15	6	18	447	9.98	129	4,480	210	237	46.98	53.02
6	26	15	6	16	447	9.98	130	4,480	223	224	49.89	50.11
8	16	15	1	15	447	9.98	131	4,480	196	251	43.85	56.15
5	29	15	6	16	446	9.96	132	4,480	171	275	38.34	61.66
9	19	15	7	17	446	9.96	133	4,480	178	268	39.91	60.09
9	21	15	2	16	446	9.96	134	4,480	160	286	35.87	64.13
10	16	15	6	14	446	9.96	135	4,480	203	243	45.52	54.48
11	20	15	6	17	446	9.96	136	4,480	170	276	38.12	61.88
9	10	15	5	17	445	9.93	137	4,480	200	245	44.94	55.06
9	13	15	1	15	445	9.93	138	4,480	187	258	42.02	57.98
9	27	15	1	17	445	9.93	139	4,480	235	210	52.81	47.19
10	3	15	7	17	445	9.93	140	4,480	170	275	38.20	61.80
11	6	15	6	18	445	9.93	141	4,480	174	271	39.10	60.90
4	24	15	6	17	444	9.91	142	4,480	170	274	38.29	61.71
8	16	15	1	17	444	9.91	143	4,480	215	229	48.42	51.58
8	28	15	6	16	444	9.91	144	4,480	197	247	44.37	55.63
6	12	15	6	17	443	9.89	145	4,480	204	239	46.05	53.95
9	15	15	3	16	443	9.89	146	4,480	164	279	37.02	62.98
10	13	15	3	17	443	9.89	147	4,480	154	289	34.76	65.24
7	24	15	6	17	442	9.87	148	4,480	197	245	44.57	55.43

MO	DY	YR	DAY OF WK	HR	HR VOL	PERCENT OF AADT	HOUR NUMBER	AADT	EAST VOLUME	WEST VOLUME	PERCENT EAST IS OF TOTAL VOLUME	PERCENT WEST IS OF TOTAL VOLUME	
	8	15	15	7	15	441	9.84	149	4,480	174	267	39.46	60.54
	11	6	15	6	15	441	9.84	150	4,480	201	240	45.58	54.42
	3	13	15	6	18	440	9.82	151	4,480	200	240	45.45	54.55
	4	12	15	1	15	440	9.82	152	4,480	232	208	52.73	47.27
	8	15	15	7	17	440	9.82	153	4,480	163	277	37.05	62.95
	9	29	15	3	17	440	9.82	154	4,480	179	261	40.68	59.32
	10	6	15	3	17	440	9.82	155	4,480	156	284	35.45	64.55
	4	5	15	1	17	439	9.80	156	4,480	266	173	60.59	39.41
	4	10	15	6	16	439	9.80	157	4,480	169	270	38.50	61.50
	4	26	15	1	16	439	9.80	158	4,480	237	202	53.99	46.01
	5	1	15	6	16	439	9.80	159	4,480	175	264	39.86	60.14
	8	16	15	1	13	439	9.80	160	4,480	195	244	44.42	55.58
	8	23	15	1	16	439	9.80	161	4,480	207	232	47.15	52.85
	9	5	15	7	16	439	9.80	162	4,480	180	259	41.00	59.00
	10	8	15	5	17	439	9.80	163	4,480	198	241	45.10	54.90
	11	7	15	7	17	438	9.78	164	4,480	270	168	61.64	38.36
	4	10	15	6	18	437	9.75	165	4,480	190	247	43.48	56.52
	4	19	15	1	17	437	9.75	166	4,480	251	186	57.44	42.56
	8	7	15	6	18	437	9.75	167	4,480	208	229	47.60	52.40
	9	20	15	1	12	437	9.75	168	4,480	162	275	37.07	62.93
	7	24	15	6	16	436	9.73	169	4,480	177	259	40.60	59.40
	8	13	15	5	16	436	9.73	170	4,480	181	255	41.51	58.49
	9	8	15	3	17	436	9.73	171	4,480	199	237	45.64	54.36
	11	25	15	4	16	436	9.73	172	4,480	183	253	41.97	58.03
	4	26	15	1	17	435	9.71	173	4,480	258	177	59.31	40.69
	5	1	15	6	17	435	9.71	174	4,480	199	236	45.75	54.25
	10	10	15	7	19	435	9.71	175	4,480	205	230	47.13	52.87
	6	19	15	6	18	434	9.69	176	4,480	201	233	46.31	53.69
	8	13	15	5	17	434	9.69	177	4,480	192	242	44.24	55.76
	8	22	15	7	15	434	9.69	178	4,480	169	265	38.94	61.06
	9	4	15	6	19	434	9.69	179	4,480	224	210	51.61	48.39
	9	27	15	1	14	434	9.69	180	4,480	167	267	38.48	61.52
	10	1	15	5	16	434	9.69	181	4,480	175	259	40.32	59.68
	10	4	15	1	16	434	9.69	182	4,480	187	247	43.09	56.91
	10	9	15	6	16	434	9.69	183	4,480	182	252	41.94	58.06
	5	1	15	6	15	433	9.67	184	4,480	195	238	45.03	54.97
	5	21	15	5	17	433	9.67	185	4,480	221	212	51.04	48.96
	4	12	15	1	18	432	9.64	186	4,480	247	185	57.18	42.82
	7	10	15	6	15	432	9.64	187	4,480	176	256	40.74	59.26
	9	12	15	7	18	432	9.64	188	4,480	231	201	53.47	46.53
	3	27	15	6	16	431	9.62	189	4,480	185	246	42.92	57.08
	3	28	15	7	18	431	9.62	190	4,480	167	264	38.75	61.25
	7	12	15	1	19	431	9.62	191	4,480	229	202	53.13	46.87
	10	9	15	6	15	431	9.62	192	4,480	193	238	44.78	55.22
	6	5	15	6	14	430	9.60	193	4,480	172	258	40.00	60.00

MO	DY	YR	DAY OF WK	HR	HR VOL	PERCENT OF AADT	HOUR NUMBER	AADT	EAST VOLUME	WEST VOLUME	PERCENT EAST IS OF TOTAL VOLUME	PERCENT WEST IS OF TOTAL VOLUME
6	21	15	1	17	430	9.60	194	4,480	235	195	54.65	45.35
8	30	15	1	17	430	9.60	195	4,480	223	207	51.86	48.14
5	8	15	6	18	429	9.58	196	4,480	183	246	42.66	57.34
7	24	15	6	15	429	9.58	197	4,480	167	262	38.93	61.07
9	18	15	6	15	429	9.58	198	4,480	173	256	40.33	59.67
10	3	15	7	15	429	9.58	199	4,480	168	261	39.16	60.84
3	27	15	6	18	428	9.55	200	4,480	170	258	39.72	60.28



AADT= 8492 K 30 FACTOR= 10.7 K 100 FACTOR= 10 K 200 FACTOR= 9.61 D 30 FACTOR= 62.05



MO	DY	YR	DAY OF WK	HR	HR VOL	PERCENT OF AADT	HOUR NUMBER	AADT	EAST VOLUME	WEST VOLUME	PERCENT EAST IS OF TOTAL VOLUME	PERCENT WEST IS OF TOTAL VOLUME
8	1	15	7	13	1,075	12.66	1	8,492	539	536	50.14	49.86
8	1	15	7	15	1,056	12.44	2	8,492	484	572	45.83	54.17
8	1	15	7	12	1,034	12.18	3	8,492	551	483	53.29	46.71
8	1	15	7	14	1,025	12.07	4	8,492	463	562	45.17	54.83
8	1	15	7	16	980	11.54	5	8,492	388	592	39.59	60.41
7	3	15	6	16	964	11.35	6	8,492	398	566	41.29	58.71
7	5	15	1	12	964	11.35	7	8,492	662	302	68.67	31.33
7	18	15	7	15	962	11.33	8	8,492	396	566	41.16	58.84
8	7	15	6	17	955	11.25	9	8,492	397	558	41.57	58.43
7	18	15	7	12	954	11.23	10	8,492	472	482	49.48	50.52
7	31	15	6	17	953	11.22	11	8,492	428	525	44.91	55.09
7	17	15	6	17	949	11.18	12	8,492	460	489	48.47	51.53
9	4	15	6	16	948	11.16	13	8,492	453	495	47.78	52.22

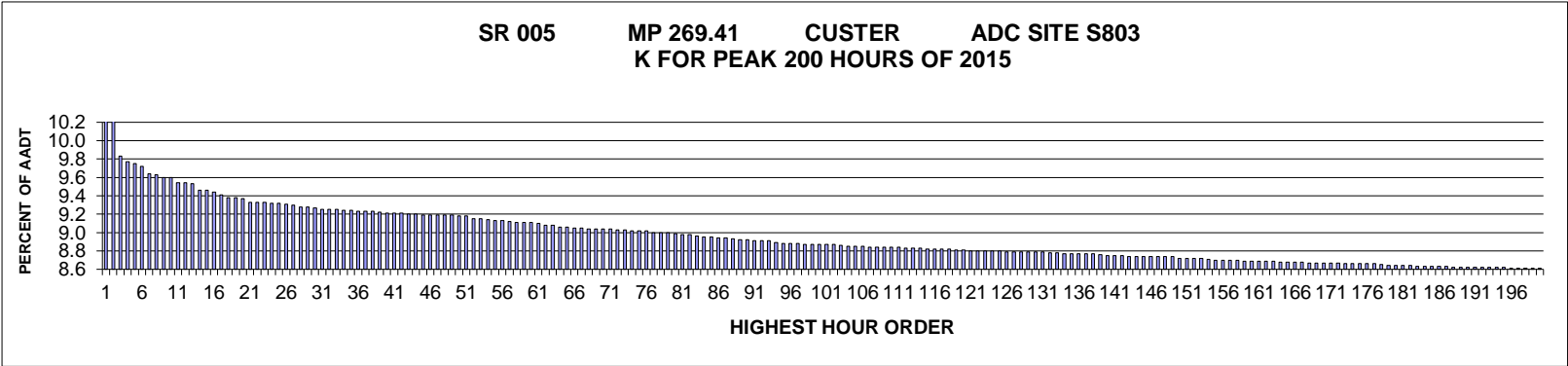
MO	DY	YR	DAY OF WK	HR	HR VOL	PERCENT OF AADT	HOUR NUMBER	AADT	EAST VOLUME	WEST VOLUME	PERCENT EAST IS OF TOTAL VOLUME	PERCENT WEST IS OF TOTAL VOLUME
8	21	15	6	17	946	11.14	14	8,492	439	507	46.41	53.59
8	2	15	1	14	945	11.13	15	8,492	476	469	50.37	49.63
7	18	15	7	16	944	11.12	16	8,492	414	530	43.86	56.14
8	2	15	1	13	944	11.12	17	8,492	523	421	55.40	44.60
3	7	15	7	16	937	11.03	18	8,492	365	572	38.95	61.05
7	18	15	7	13	933	10.99	19	8,492	424	509	45.44	54.56
3	7	15	7	14	932	10.98	20	8,492	432	500	46.35	53.65
8	25	15	3	17	931	10.96	21	8,492	417	514	44.79	55.21
3	7	15	7	15	928	10.93	22	8,492	402	526	43.32	56.68
7	5	15	1	13	922	10.86	23	8,492	612	310	66.38	33.62
7	18	15	7	17	919	10.82	24	8,492	445	474	48.42	51.58
8	1	15	7	11	913	10.75	25	8,492	545	368	59.69	40.31
8	8	15	7	14	913	10.75	26	8,492	443	470	48.52	51.48
7	2	15	5	17	912	10.74	27	8,492	390	522	42.76	57.24
8	7	15	6	14	912	10.74	28	8,492	445	467	48.79	51.21
8	27	15	5	17	910	10.72	29	8,492	390	520	42.86	57.14
7	3	15	6	15	909	10.70	30	8,492	345	564	37.95	62.05
7	5	15	1	14	908	10.69	31	8,492	575	333	63.33	36.67
7	2	15	5	16	906	10.67	32	8,492	388	518	42.83	57.17
7	31	15	6	16	906	10.67	33	8,492	423	483	46.69	53.31
7	25	15	7	14	903	10.63	34	8,492	438	465	48.50	51.50
7	18	15	7	14	902	10.62	35	8,492	433	469	48.00	52.00
8	18	15	3	17	901	10.61	36	8,492	413	488	45.84	54.16
9	4	15	6	17	899	10.59	37	8,492	374	525	41.60	58.40
9	10	15	5	17	898	10.57	38	8,492	404	494	44.99	55.01
8	26	15	4	17	897	10.56	39	8,492	411	486	45.82	54.18
5	26	15	3	17	891	10.49	40	8,492	379	512	42.54	57.46
7	25	15	7	15	889	10.47	41	8,492	433	456	48.71	51.29
8	8	15	7	13	889	10.47	42	8,492	425	464	47.81	52.19
7	30	15	5	17	888	10.46	43	8,492	380	508	42.79	57.21
8	21	15	6	16	888	10.46	44	8,492	410	478	46.17	53.83
8	1	15	7	17	887	10.45	45	8,492	363	524	40.92	59.08
9	5	15	7	16	885	10.42	46	8,492	391	494	44.18	55.82
9	12	15	7	13	884	10.41	47	8,492	483	401	54.64	45.36
9	21	15	2	17	884	10.41	48	8,492	386	498	43.67	56.33
7	25	15	7	12	883	10.40	49	8,492	456	427	51.64	48.36
6	19	15	6	17	882	10.39	50	8,492	379	503	42.97	57.03
3	7	15	7	13	881	10.37	51	8,492	494	387	56.07	43.93
7	3	15	6	14	881	10.37	52	8,492	361	520	40.98	59.02
8	11	15	3	17	881	10.37	53	8,492	376	505	42.68	57.32
3	7	15	7	17	879	10.35	54	8,492	318	561	36.18	63.82
8	7	15	6	16	879	10.35	55	8,492	403	476	45.85	54.15
7	25	15	7	13	878	10.34	56	8,492	439	439	50.00	50.00
7	31	15	6	14	878	10.34	57	8,492	442	436	50.34	49.66
7	31	15	6	15	878	10.34	58	8,492	417	461	47.49	52.51

MO	DY	YR	DAY OF WK	HR	HR VOL	PERCENT OF AADT	HOUR NUMBER	AADT	EAST VOLUME	WEST VOLUME	PERCENT EAST IS OF TOTAL VOLUME	PERCENT WEST IS OF TOTAL VOLUME
8	8	15	7	15	876	10.32	59	8,492	403	473	46.00	54.00
9	11	15	6	17	876	10.32	60	8,492	378	498	43.15	56.85
5	21	15	5	17	874	10.29	61	8,492	386	488	44.16	55.84
5	22	15	6	17	874	10.29	62	8,492	407	467	46.57	53.43
3	7	15	7	12	873	10.28	63	8,492	543	330	62.20	37.80
7	10	15	6	17	872	10.27	64	8,492	395	477	45.30	54.70
7	9	15	5	17	871	10.26	65	8,492	388	483	44.55	55.45
8	8	15	7	12	871	10.26	66	8,492	465	406	53.39	46.61
7	27	15	2	17	869	10.23	67	8,492	397	472	45.68	54.32
8	22	15	7	15	869	10.23	68	8,492	393	476	45.22	54.78
8	10	15	2	17	868	10.22	69	8,492	373	495	42.97	57.03
7	23	15	5	17	866	10.20	70	8,492	376	490	43.42	56.58
9	10	15	5	16	866	10.20	71	8,492	465	401	53.70	46.30
5	19	15	3	17	864	10.17	72	8,492	342	522	39.58	60.42
7	3	15	6	13	864	10.17	73	8,492	398	466	46.06	53.94
7	3	15	6	17	863	10.16	74	8,492	318	545	36.85	63.15
8	5	15	4	17	863	10.16	75	8,492	396	467	45.89	54.11
8	16	15	1	14	863	10.16	76	8,492	505	358	58.52	41.48
7	20	15	2	17	862	10.15	77	8,492	370	492	42.92	57.08
8	17	15	2	17	862	10.15	78	8,492	391	471	45.36	54.64
9	5	15	7	14	862	10.15	79	8,492	451	411	52.32	47.68
9	22	15	3	17	862	10.15	80	8,492	369	493	42.81	57.19
8	24	15	2	17	861	10.14	81	8,492	377	484	43.79	56.21
9	12	15	7	12	861	10.14	82	8,492	457	404	53.08	46.92
9	14	15	2	17	861	10.14	83	8,492	380	481	44.13	55.87
7	14	15	3	17	860	10.13	84	8,492	373	487	43.37	56.63
4	17	15	6	17	859	10.12	85	8,492	363	496	42.26	57.74
8	2	15	1	15	859	10.12	86	8,492	405	454	47.15	52.85
7	28	15	3	17	858	10.10	87	8,492	355	503	41.38	58.62
8	6	15	5	17	857	10.09	88	8,492	380	477	44.34	55.66
9	9	15	4	17	857	10.09	89	8,492	350	507	40.84	59.16
6	24	15	4	17	854	10.06	90	8,492	353	501	41.33	58.67
4	18	15	7	14	853	10.04	91	8,492	409	444	47.95	52.05
9	3	15	5	17	853	10.04	92	8,492	385	468	45.13	54.87
9	12	15	7	14	853	10.04	93	8,492	430	423	50.41	49.59
4	24	15	6	17	852	10.03	94	8,492	353	499	41.43	58.57
7	24	15	6	17	852	10.03	95	8,492	386	466	45.31	54.69
6	10	15	4	17	851	10.02	96	8,492	364	487	42.77	57.23
8	10	15	2	13	851	10.02	97	8,492	445	406	52.29	47.71
4	18	15	7	15	850	10.01	98	8,492	403	447	47.41	52.59
8	20	15	5	17	850	10.01	99	8,492	370	480	43.53	56.47
4	22	15	4	17	849	10.00	100	8,492	335	514	39.46	60.54
9	11	15	6	15	849	10.00	101	8,492	395	454	46.53	53.47
10	20	15	3	17	849	10.00	102	8,492	372	477	43.82	56.18
5	15	15	6	17	848	9.99	103	8,492	373	475	43.99	56.01

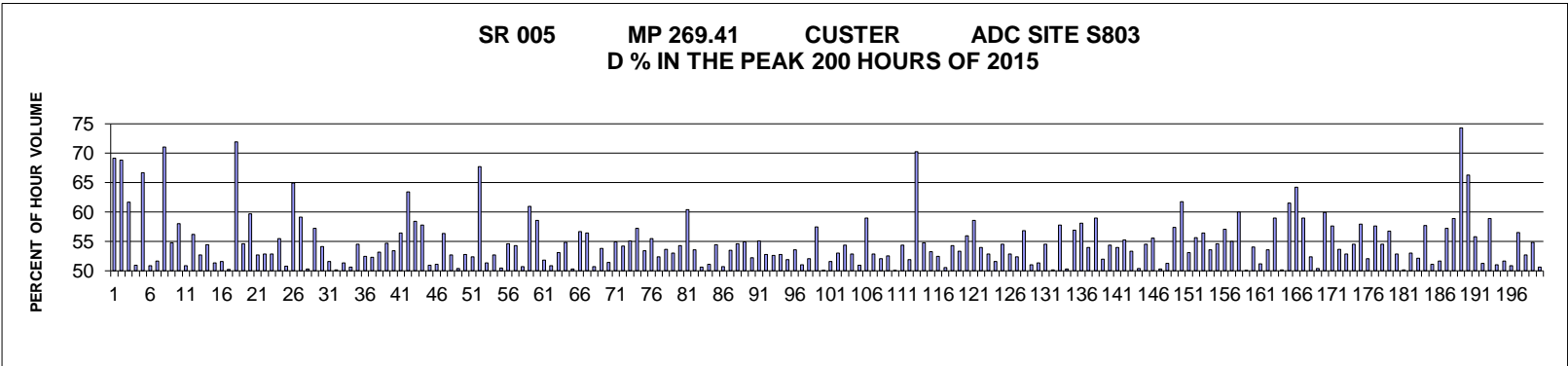
MO	DY	YR	DAY OF WK	HR	HR VOL	PERCENT OF AADT	HOUR NUMBER	AADT	EAST VOLUME	WEST VOLUME	PERCENT EAST IS OF TOTAL VOLUME	PERCENT WEST IS OF TOTAL VOLUME	
	5	4	15	2	17	847	9.97	104	8,492	358	489	42.27	57.73
	6	5	15	6	17	847	9.97	105	8,492	374	473	44.16	55.84
	6	26	15	6	17	847	9.97	106	8,492	360	487	42.50	57.50
	7	25	15	7	16	847	9.97	107	8,492	401	446	47.34	52.66
	7	11	15	7	14	846	9.96	108	8,492	401	445	47.40	52.60
	8	8	15	7	17	846	9.96	109	8,492	412	434	48.70	51.30
	8	12	15	4	17	846	9.96	110	8,492	367	479	43.38	56.62
	8	13	15	5	17	846	9.96	111	8,492	367	479	43.38	56.62
	4	8	15	4	17	845	9.95	112	8,492	362	483	42.84	57.16
	6	9	15	3	17	845	9.95	113	8,492	355	490	42.01	57.99
	7	15	15	4	17	845	9.95	114	8,492	348	497	41.18	58.82
	8	7	15	6	13	845	9.95	115	8,492	420	425	49.70	50.30
	8	22	15	7	13	845	9.95	116	8,492	458	387	54.20	45.80
	4	29	15	4	17	844	9.94	117	8,492	382	462	45.26	54.74
	7	13	15	2	16	844	9.94	118	8,492	389	455	46.09	53.91
	5	5	15	3	17	843	9.93	119	8,492	361	482	42.82	57.18
	5	12	15	3	17	843	9.93	120	8,492	329	514	39.03	60.97
	6	27	15	7	13	843	9.93	121	8,492	449	394	53.26	46.74
	7	7	15	3	17	843	9.93	122	8,492	382	461	45.31	54.69
	7	23	15	5	16	843	9.93	123	8,492	412	431	48.87	51.13
	5	13	15	4	17	842	9.92	124	8,492	344	498	40.86	59.14
	7	8	15	4	17	842	9.92	125	8,492	366	476	43.47	56.53
10	27	15	3	17	842	9.92	126	8,492	375	467	44.54	55.46	
	7	18	15	7	18	841	9.90	127	8,492	481	360	57.19	42.81
	7	11	15	7	13	839	9.88	128	8,492	420	419	50.06	49.94
	9	8	15	3	17	839	9.88	129	8,492	365	474	43.50	56.50
	8	3	15	2	17	838	9.87	130	8,492	353	485	42.12	57.88
	4	20	15	2	17	836	9.84	131	8,492	357	479	42.70	57.30
	6	18	15	5	17	836	9.84	132	8,492	352	484	42.11	57.89
	8	2	15	1	16	836	9.84	133	8,492	407	429	48.68	51.32
	6	3	15	4	17	835	9.83	134	8,492	338	497	40.48	59.52
	7	10	15	6	13	835	9.83	135	8,492	420	415	50.30	49.70
	5	2	15	7	13	834	9.82	136	8,492	458	376	54.92	45.08
	7	10	15	6	15	834	9.82	137	8,492	399	435	47.84	52.16
	8	18	15	3	16	834	9.82	138	8,492	383	451	45.92	54.08
	3	30	15	2	17	833	9.81	139	8,492	340	493	40.82	59.18
10	2	15	6	17	833	9.81	140	8,492	369	464	44.30	55.70	
	6	27	15	7	11	832	9.80	141	8,492	465	367	55.89	44.11
	7	11	15	7	15	832	9.80	142	8,492	409	423	49.16	50.84
	7	29	15	4	17	832	9.80	143	8,492	368	464	44.23	55.77
	8	7	15	6	18	832	9.80	144	8,492	326	506	39.18	60.82
	8	20	15	5	16	832	9.80	145	8,492	406	426	48.80	51.20
	8	2	15	1	12	831	9.79	146	8,492	452	379	54.39	45.61
	8	13	15	5	16	831	9.79	147	8,492	406	425	48.86	51.14
	8	19	15	4	17	831	9.79	148	8,492	346	485	41.64	58.36

MO	DY	YR	DAY OF WK	HR	HR VOL	PERCENT OF AADT	HOUR NUMBER	AADT	EAST VOLUME	WEST VOLUME	PERCENT EAST IS OF TOTAL VOLUME	PERCENT WEST IS OF TOTAL VOLUME
8	22	15	7	16	831	9.79	149	8,492	354	477	42.60	57.40
9	12	15	7	15	831	9.79	150	8,492	382	449	45.97	54.03
7	7	15	3	16	830	9.77	151	8,492	393	437	47.35	52.65
8	14	15	6	15	830	9.77	152	8,492	379	451	45.66	54.34
9	18	15	6	16	830	9.77	153	8,492	390	440	46.99	53.01
5	29	15	6	17	829	9.76	154	8,492	355	474	42.82	57.18
7	21	15	3	17	829	9.76	155	8,492	351	478	42.34	57.66
5	14	15	5	17	828	9.75	156	8,492	335	493	40.46	59.54
7	3	15	6	12	828	9.75	157	8,492	422	406	50.97	49.03
8	6	15	5	14	828	9.75	158	8,492	448	380	54.11	45.89
2	13	15	6	17	827	9.74	159	8,492	371	456	44.86	55.14
5	30	15	7	13	827	9.74	160	8,492	430	397	52.00	48.00
6	16	15	3	17	827	9.74	161	8,492	353	474	42.68	57.32
7	13	15	2	17	827	9.74	162	8,492	342	485	41.35	58.65
8	13	15	5	15	827	9.74	163	8,492	385	442	46.55	53.45
8	22	15	7	14	827	9.74	164	8,492	393	434	47.52	52.48
9	11	15	6	14	827	9.74	165	8,492	422	405	51.03	48.97
8	6	15	5	16	826	9.73	166	8,492	421	405	50.97	49.03
8	14	15	6	13	826	9.73	167	8,492	421	405	50.97	49.03
8	27	15	5	15	826	9.73	168	8,492	409	417	49.52	50.48
9	24	15	5	17	826	9.73	169	8,492	361	465	43.70	56.30
3	26	15	5	17	825	9.72	170	8,492	327	498	39.64	60.36
7	10	15	6	16	825	9.72	171	8,492	397	428	48.12	51.88
7	17	15	6	16	825	9.72	172	8,492	379	446	45.94	54.06
7	31	15	6	13	825	9.72	173	8,492	427	398	51.76	48.24
8	4	15	3	17	825	9.72	174	8,492	356	469	43.15	56.85
5	20	15	4	17	824	9.70	175	8,492	345	479	41.87	58.13
6	27	15	7	12	824	9.70	176	8,492	446	378	54.13	45.87
6	30	15	3	17	824	9.70	177	8,492	357	467	43.33	56.67
7	1	15	4	15	824	9.70	178	8,492	376	448	45.63	54.37
10	13	15	3	17	824	9.70	179	8,492	362	462	43.93	56.07
6	11	15	5	17	822	9.68	180	8,492	360	462	43.80	56.20
7	27	15	2	13	822	9.68	181	8,492	441	381	53.65	46.35
7	5	15	1	15	821	9.67	182	8,492	460	361	56.03	43.97
7	6	15	2	14	821	9.67	183	8,492	440	381	53.59	46.41
7	16	15	5	17	821	9.67	184	8,492	365	456	44.46	55.54
4	15	15	4	17	820	9.66	185	8,492	338	482	41.22	58.78
5	27	15	4	17	820	9.66	186	8,492	327	493	39.88	60.12
6	1	15	2	17	820	9.66	187	8,492	349	471	42.56	57.44
12	16	15	4	17	820	9.66	188	8,492	329	491	40.12	59.88
5	9	15	7	14	819	9.64	189	8,492	397	422	48.47	51.53
7	9	15	5	14	819	9.64	190	8,492	415	404	50.67	49.33
8	4	15	3	16	819	9.64	191	8,492	367	452	44.81	55.19
8	13	15	5	14	819	9.64	192	8,492	415	404	50.67	49.33
9	26	15	7	15	818	9.63	193	8,492	397	421	48.53	51.47

MO	DY	YR	DAY OF WK	HR	HR VOL	PERCENT OF AADT	HOUR NUMBER	AADT	EAST VOLUME	WEST VOLUME	PERCENT EAST IS OF TOTAL VOLUME	PERCENT WEST IS OF TOTAL VOLUME
12	30	15	4	16	818	9.63	194	8,492	381	437	46.58	53.42
7	24	15	6	16	817	9.62	195	8,492	395	422	48.35	51.65
7	29	15	4	15	817	9.62	196	8,492	372	445	45.53	54.47
8	8	15	7	16	817	9.62	197	8,492	340	477	41.62	58.38
6	26	15	6	15	816	9.61	198	8,492	398	418	48.77	51.23
7	17	15	6	15	816	9.61	199	8,492	388	428	47.55	52.45
8	14	15	6	17	816	9.61	200	8,492	359	457	44.00	56.00



AADT= 31366 K 30 FACTOR= 9.27 K 100 FACTOR= 8.87 K 200 FACTOR= 8.61 D 30 FACTOR= 54.16



MO	DY	YR	DAY OF WK	HR	HR VOL	PERCENT OF AADT	HOUR NUMBER	AADT	NORTH VOLUME	SOUTH VOLUME	PERCENT NORTH IS OF TOTAL VOLUME	PERCENT SOUTH IS OF TOTAL VOLUME
	5	18	15	2	16	3,281	1	31,366	2,268	1,013	69.13	30.87
	5	18	15	2	17	3,244	2	31,366	2,233	1,011	68.83	31.17
	8	3	15	2	16	3,083	3	31,366	1,901	1,182	61.66	38.34
	7	5	15	1	13	3,066	4	31,366	1,562	1,504	50.95	49.05
	2	9	15	2	16	3,058	5	31,366	2,039	1,019	66.68	33.32
	6	27	15	7	13	3,050	6	31,366	1,499	1,551	49.15	50.85
	2	14	15	7	13	3,023	7	31,366	1,461	1,562	48.33	51.67
	2	9	15	2	17	3,021	8	31,366	2,146	875	71.04	28.96
	1	2	15	6	16	3,012	9	31,366	1,649	1,363	54.75	45.25
	8	3	15	2	15	3,010	10	31,366	1,747	1,263	58.04	41.96
	7	24	15	6	17	2,993	11	31,366	1,523	1,470	50.89	49.11
	6	27	15	7	12	2,992	12	31,366	1,310	1,682	43.78	56.22
	5	15	15	6	16	2,989	13	31,366	1,574	1,415	52.66	47.34

MO	DY	YR	DAY OF WK	HR	HR VOL	PERCENT OF AADT	HOUR NUMBER	AADT	NORTH VOLUME	SOUTH VOLUME	PERCENT NORTH IS OF TOTAL VOLUME	PERCENT SOUTH IS OF TOTAL VOLUME
9	4	15	6	18	2,967	9.46	14	31,366	1,616	1,351	54.47	45.53
6	26	15	6	17	2,966	9.46	15	31,366	1,524	1,442	51.38	48.62
5	15	15	6	17	2,962	9.44	16	31,366	1,528	1,434	51.59	48.41
7	3	15	6	15	2,952	9.41	17	31,366	1,468	1,484	49.73	50.27
5	18	15	2	18	2,942	9.38	18	31,366	2,117	825	71.96	28.04
7	3	15	6	16	2,942	9.38	19	31,366	1,606	1,336	54.59	45.41
5	18	15	2	14	2,939	9.37	20	31,366	1,755	1,184	59.71	40.29
4	3	15	6	16	2,928	9.33	21	31,366	1,542	1,386	52.66	47.34
1	2	15	6	15	2,927	9.33	22	31,366	1,547	1,380	52.85	47.15
7	17	15	6	14	2,927	9.33	23	31,366	1,379	1,548	47.11	52.89
1	3	15	7	16	2,924	9.32	24	31,366	1,621	1,303	55.44	44.56
7	5	15	1	12	2,924	9.32	25	31,366	1,484	1,440	50.75	49.25
5	18	15	2	15	2,919	9.31	26	31,366	1,896	1,023	64.95	35.05
12	28	15	2	17	2,918	9.30	27	31,366	1,725	1,193	59.12	40.88
6	27	15	7	14	2,912	9.28	28	31,366	1,447	1,465	49.69	50.31
12	28	15	2	16	2,911	9.28	29	31,366	1,665	1,246	57.20	42.80
8	16	15	1	16	2,908	9.27	30	31,366	1,575	1,333	54.16	45.84
7	3	15	6	13	2,900	9.25	31	31,366	1,404	1,496	48.41	51.59
7	31	15	6	17	2,900	9.25	32	31,366	1,445	1,455	49.83	50.17
8	14	15	6	15	2,900	9.25	33	31,366	1,411	1,489	48.66	51.34
3	28	15	7	16	2,899	9.24	34	31,366	1,469	1,430	50.67	49.33
12	30	15	4	16	2,899	9.24	35	31,366	1,581	1,318	54.54	45.46
7	24	15	6	16	2,896	9.23	36	31,366	1,378	1,518	47.58	52.42
7	5	15	1	11	2,895	9.23	37	31,366	1,513	1,382	52.26	47.74
8	3	15	2	14	2,894	9.23	38	31,366	1,538	1,356	53.14	46.86
1	2	15	6	14	2,893	9.22	39	31,366	1,310	1,583	45.28	54.72
6	19	15	6	18	2,888	9.21	40	31,366	1,543	1,345	53.43	46.57
7	26	15	1	15	2,888	9.21	41	31,366	1,629	1,259	56.41	43.59
8	3	15	2	17	2,888	9.21	42	31,366	1,831	1,057	63.40	36.60
7	5	15	1	16	2,886	9.20	43	31,366	1,685	1,201	58.39	41.61
4	3	15	6	17	2,885	9.20	44	31,366	1,668	1,217	57.82	42.18
6	26	15	6	16	2,883	9.19	45	31,366	1,468	1,415	50.92	49.08
8	7	15	6	17	2,883	9.19	46	31,366	1,410	1,473	48.91	51.09
9	4	15	6	17	2,883	9.19	47	31,366	1,624	1,259	56.33	43.67
3	27	15	6	17	2,881	9.19	48	31,366	1,519	1,362	52.72	47.28
7	17	15	6	17	2,881	9.19	49	31,366	1,453	1,428	50.43	49.57
7	17	15	6	16	2,879	9.18	50	31,366	1,519	1,360	52.76	47.24
7	24	15	6	18	2,878	9.18	51	31,366	1,507	1,371	52.36	47.64
8	3	15	2	18	2,870	9.15	52	31,366	1,944	926	67.74	32.26
4	3	15	6	15	2,869	9.15	53	31,366	1,396	1,473	48.66	51.34
7	10	15	6	17	2,868	9.14	54	31,366	1,512	1,356	52.72	47.28
6	26	15	6	18	2,865	9.13	55	31,366	1,447	1,418	50.51	49.49
6	5	15	6	18	2,864	9.13	56	31,366	1,565	1,299	54.64	45.36
6	28	15	1	16	2,861	9.12	57	31,366	1,552	1,309	54.25	45.75
7	6	15	2	16	2,859	9.11	58	31,366	1,449	1,410	50.68	49.32

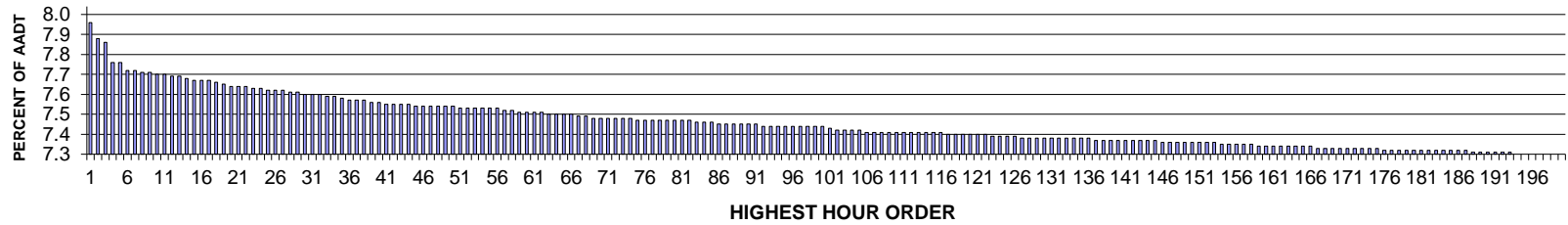
MO	DY	YR	DAY OF WK	HR	HR VOL	PERCENT OF AADT	HOUR NUMBER	AADT	NORTH VOLUME	SOUTH VOLUME	PERCENT NORTH IS OF TOTAL VOLUME	PERCENT SOUTH IS OF TOTAL VOLUME	
	7	26	15	1	17	2,859	9.11	59	31,366	1,744	1,115	61.00	39.00
	12	30	15	4	17	2,856	9.11	60	31,366	1,674	1,182	58.61	41.39
	7	10	15	6	16	2,855	9.10	61	31,366	1,479	1,376	51.80	48.20
	7	10	15	6	15	2,848	9.08	62	31,366	1,448	1,400	50.84	49.16
	8	14	15	6	17	2,848	9.08	63	31,366	1,512	1,336	53.09	46.91
	3	20	15	6	17	2,841	9.06	64	31,366	1,558	1,283	54.84	45.16
	12	30	15	4	15	2,841	9.06	65	31,366	1,429	1,412	50.30	49.70
	7	4	15	7	12	2,838	9.05	66	31,366	1,609	1,229	56.69	43.31
	9	5	15	7	12	2,838	9.05	67	31,366	1,237	1,601	43.59	56.41
	9	5	15	7	14	2,837	9.04	68	31,366	1,398	1,439	49.28	50.72
	7	26	15	1	14	2,836	9.04	69	31,366	1,526	1,310	53.81	46.19
	5	15	15	6	18	2,835	9.04	70	31,366	1,458	1,377	51.43	48.57
	7	5	15	1	15	2,834	9.04	71	31,366	1,556	1,278	54.90	45.10
	7	6	15	2	15	2,832	9.03	72	31,366	1,296	1,536	45.76	54.24
	4	3	15	6	14	2,831	9.03	73	31,366	1,271	1,560	44.90	55.10
	4	17	15	6	18	2,830	9.02	74	31,366	1,619	1,211	57.21	42.79
	6	14	15	1	15	2,829	9.02	75	31,366	1,511	1,318	53.41	46.59
	8	23	15	1	16	2,829	9.02	76	31,366	1,569	1,260	55.46	44.54
	8	21	15	6	15	2,824	9.00	77	31,366	1,479	1,345	52.37	47.63
	6	20	15	7	17	2,822	9.00	78	31,366	1,514	1,308	53.65	46.35
	8	3	15	2	13	2,822	9.00	79	31,366	1,496	1,326	53.01	46.99
	8	15	15	7	16	2,820	8.99	80	31,366	1,531	1,289	54.29	45.71
	5	16	15	7	13	2,817	8.98	81	31,366	1,116	1,701	39.62	60.38
	7	19	15	1	15	2,816	8.98	82	31,366	1,508	1,308	53.55	46.45
	8	15	15	7	14	2,811	8.96	83	31,366	1,387	1,424	49.34	50.66
	8	2	15	1	17	2,808	8.95	84	31,366	1,435	1,373	51.10	48.90
	9	4	15	6	15	2,807	8.95	85	31,366	1,528	1,279	54.44	45.56
	6	28	15	1	14	2,805	8.94	86	31,366	1,383	1,422	49.30	50.70
	7	5	15	1	14	2,804	8.94	87	31,366	1,500	1,304	53.50	46.50
	7	10	15	6	14	2,802	8.93	88	31,366	1,273	1,529	45.43	54.57
	11	13	15	6	17	2,798	8.92	89	31,366	1,536	1,262	54.90	45.10
	5	15	15	6	15	2,797	8.92	90	31,366	1,461	1,336	52.23	47.77
	7	3	15	6	17	2,796	8.91	91	31,366	1,540	1,256	55.08	44.92
	7	12	15	1	15	2,795	8.91	92	31,366	1,474	1,321	52.74	47.26
	9	4	15	6	16	2,794	8.91	93	31,366	1,470	1,324	52.61	47.39
	6	12	15	6	15	2,789	8.89	94	31,366	1,471	1,318	52.74	47.26
	2	14	15	7	14	2,786	8.88	95	31,366	1,446	1,340	51.90	48.10
	7	26	15	1	13	2,785	8.88	96	31,366	1,292	1,493	46.39	53.61
	9	7	15	2	14	2,785	8.88	97	31,366	1,364	1,421	48.98	51.02
	9	5	15	7	15	2,783	8.87	98	31,366	1,448	1,335	52.03	47.97
	1	2	15	6	17	2,782	8.87	99	31,366	1,598	1,184	57.44	42.56
	7	3	15	6	14	2,782	8.87	100	31,366	1,392	1,390	50.04	49.96
	7	24	15	6	15	2,782	8.87	101	31,366	1,347	1,435	48.42	51.58
	6	28	15	1	15	2,781	8.87	102	31,366	1,475	1,306	53.04	46.96
	7	25	15	7	16	2,778	8.86	103	31,366	1,511	1,267	54.39	45.61

MO	DY	YR	DAY OF WK	HR	HR VOL	PERCENT OF AADT	HOUR NUMBER	AADT	NORTH VOLUME	SOUTH VOLUME	PERCENT NORTH IS OF TOTAL VOLUME	PERCENT SOUTH IS OF TOTAL VOLUME
8	9	15	1	15	2,777	8.85	104	31,366	1,467	1,310	52.83	47.17
12	28	15	2	15	2,776	8.85	105	31,366	1,415	1,361	50.97	49.03
5	16	15	7	14	2,775	8.85	106	31,366	1,138	1,637	41.01	58.99
2	14	15	7	15	2,774	8.84	107	31,366	1,467	1,307	52.88	47.12
6	19	15	6	16	2,774	8.84	108	31,366	1,444	1,330	52.05	47.95
8	7	15	6	16	2,773	8.84	109	31,366	1,456	1,317	52.51	47.49
8	1	15	7	16	2,772	8.84	110	31,366	1,387	1,385	50.04	49.96
8	14	15	6	16	2,772	8.84	111	31,366	1,507	1,265	54.37	45.63
8	21	15	6	16	2,771	8.83	112	31,366	1,438	1,333	51.89	48.11
5	16	15	7	11	2,769	8.83	113	31,366	823	1,946	29.72	70.28
8	14	15	6	14	2,769	8.83	114	31,366	1,253	1,516	45.25	54.75
4	17	15	6	17	2,768	8.82	115	31,366	1,474	1,294	53.25	46.75
8	28	15	6	16	2,768	8.82	116	31,366	1,452	1,316	52.46	47.54
1	3	15	7	15	2,767	8.82	117	31,366	1,399	1,368	50.56	49.44
9	7	15	2	16	2,765	8.82	118	31,366	1,502	1,263	54.32	45.68
5	17	15	1	16	2,764	8.81	119	31,366	1,474	1,290	53.33	46.67
5	2	15	7	15	2,763	8.81	120	31,366	1,545	1,218	55.92	44.08
6	20	15	7	12	2,761	8.80	121	31,366	1,144	1,617	41.43	58.57
3	14	15	7	16	2,760	8.80	122	31,366	1,489	1,271	53.95	46.05
5	23	15	7	12	2,759	8.80	123	31,366	1,300	1,459	47.12	52.88
6	28	15	1	13	2,759	8.80	124	31,366	1,335	1,424	48.39	51.61
8	21	15	6	17	2,759	8.80	125	31,366	1,505	1,254	54.55	45.45
2	20	15	6	16	2,758	8.79	126	31,366	1,457	1,301	52.83	47.17
5	1	15	6	17	2,758	8.79	127	31,366	1,445	1,313	52.39	47.61
7	11	15	7	13	2,758	8.79	128	31,366	1,190	1,568	43.15	56.85
7	31	15	6	16	2,758	8.79	129	31,366	1,408	1,350	51.05	48.95
7	31	15	6	18	2,758	8.79	130	31,366	1,417	1,341	51.38	48.62
5	1	15	6	18	2,756	8.79	131	31,366	1,502	1,254	54.50	45.50
6	19	15	6	17	2,755	8.78	132	31,366	1,381	1,374	50.13	49.87
7	19	15	1	16	2,754	8.78	133	31,366	1,592	1,162	57.81	42.19
5	17	15	1	15	2,750	8.77	134	31,366	1,366	1,384	49.67	50.33
7	2	15	5	16	2,750	8.77	135	31,366	1,564	1,186	56.87	43.13
7	5	15	1	17	2,750	8.77	136	31,366	1,597	1,153	58.07	41.93
7	10	15	6	18	2,750	8.77	137	31,366	1,485	1,265	54.00	46.00
7	11	15	7	12	2,750	8.77	138	31,366	1,129	1,621	41.05	58.95
6	12	15	6	18	2,749	8.76	139	31,366	1,430	1,319	52.02	47.98
8	28	15	6	17	2,744	8.75	140	31,366	1,491	1,253	54.34	45.66
9	7	15	2	15	2,744	8.75	141	31,366	1,480	1,264	53.94	46.06
8	21	15	6	18	2,743	8.75	142	31,366	1,516	1,227	55.27	44.73
2	15	15	1	15	2,742	8.74	143	31,366	1,463	1,279	53.36	46.64
5	16	15	7	16	2,742	8.74	144	31,366	1,361	1,381	49.64	50.36
6	26	15	6	13	2,741	8.74	145	31,366	1,247	1,494	45.49	54.51
7	12	15	1	16	2,741	8.74	146	31,366	1,522	1,219	55.53	44.47
8	16	15	1	15	2,741	8.74	147	31,366	1,362	1,379	49.69	50.31
7	4	15	7	16	2,740	8.74	148	31,366	1,404	1,336	51.24	48.76

MO	DY	YR	DAY OF WK	HR	HR VOL	PERCENT OF AADT	HOUR NUMBER	AADT	NORTH VOLUME	SOUTH VOLUME	PERCENT NORTH IS OF TOTAL VOLUME	PERCENT SOUTH IS OF TOTAL VOLUME
12	29	15	3	17	2,740	8.74	149	31,366	1,572	1,168	57.37	42.63
1	3	15	7	17	2,736	8.72	150	31,366	1,689	1,047	61.73	38.27
7	17	15	6	18	2,736	8.72	151	31,366	1,453	1,283	53.11	46.89
8	16	15	1	17	2,735	8.72	152	31,366	1,521	1,214	55.61	44.39
8	22	15	7	13	2,734	8.72	153	31,366	1,191	1,543	43.56	56.44
7	3	15	6	12	2,731	8.71	154	31,366	1,268	1,463	46.43	53.57
10	23	15	6	17	2,730	8.70	155	31,366	1,491	1,239	54.62	45.38
7	26	15	1	16	2,729	8.70	156	31,366	1,557	1,172	57.05	42.95
12	29	15	3	16	2,729	8.70	157	31,366	1,501	1,228	55.00	45.00
2	9	15	2	15	2,728	8.70	158	31,366	1,637	1,091	60.01	39.99
6	19	15	6	14	2,727	8.69	159	31,366	1,361	1,366	49.91	50.09
5	1	15	6	16	2,726	8.69	160	31,366	1,474	1,252	54.07	45.93
2	14	15	7	12	2,725	8.69	161	31,366	1,331	1,394	48.84	51.16
5	23	15	7	15	2,725	8.69	162	31,366	1,460	1,265	53.58	46.42
12	31	15	5	16	2,725	8.69	163	31,366	1,606	1,119	58.94	41.06
6	26	15	6	15	2,724	8.68	164	31,366	1,358	1,366	49.85	50.15
7	1	15	4	17	2,724	8.68	165	31,366	1,676	1,048	61.53	38.47
7	25	15	7	11	2,724	8.68	166	31,366	975	1,749	35.79	64.21
2	14	15	7	16	2,722	8.68	167	31,366	1,606	1,116	59.00	41.00
2	28	15	7	15	2,721	8.67	168	31,366	1,296	1,425	47.63	52.37
3	28	15	7	15	2,721	8.67	169	31,366	1,371	1,350	50.39	49.61
5	17	15	1	13	2,721	8.67	170	31,366	1,090	1,631	40.06	59.94
8	15	15	7	12	2,720	8.67	171	31,366	1,153	1,567	42.39	57.61
7	18	15	7	13	2,719	8.67	172	31,366	1,261	1,458	46.38	53.62
5	18	15	2	13	2,717	8.66	173	31,366	1,435	1,282	52.82	47.18
6	12	15	6	16	2,717	8.66	174	31,366	1,482	1,235	54.55	45.45
6	27	15	7	11	2,717	8.66	175	31,366	1,142	1,575	42.03	57.97
1	17	15	7	15	2,716	8.66	176	31,366	1,301	1,415	47.90	52.10
3	13	15	6	18	2,715	8.66	177	31,366	1,564	1,151	57.61	42.39
7	3	15	6	18	2,714	8.65	178	31,366	1,480	1,234	54.53	45.47
6	14	15	1	16	2,711	8.64	179	31,366	1,538	1,173	56.73	43.27
12	31	15	5	15	2,711	8.64	180	31,366	1,432	1,279	52.82	47.18
7	19	15	1	14	2,709	8.64	181	31,366	1,358	1,351	50.13	49.87
8	2	15	1	14	2,709	8.64	182	31,366	1,273	1,436	46.99	53.01
7	25	15	7	14	2,708	8.63	183	31,366	1,295	1,413	47.82	52.18
12	19	15	7	13	2,708	8.63	184	31,366	1,145	1,563	42.28	57.72
8	28	15	6	15	2,707	8.63	185	31,366	1,383	1,324	51.09	48.91
9	11	15	6	17	2,707	8.63	186	31,366	1,398	1,309	51.64	48.36
2	13	15	6	17	2,706	8.63	187	31,366	1,549	1,157	57.24	42.76
1	17	15	7	13	2,705	8.62	188	31,366	1,112	1,593	41.11	58.89
2	9	15	2	18	2,705	8.62	189	31,366	2,010	695	74.31	25.69
4	6	15	2	17	2,705	8.62	190	31,366	1,794	911	66.32	33.68
3	14	15	7	14	2,704	8.62	191	31,366	1,196	1,508	44.23	55.77
9	6	15	1	15	2,704	8.62	192	31,366	1,387	1,317	51.29	48.71
3	28	15	7	12	2,703	8.62	193	31,366	1,110	1,593	41.07	58.93

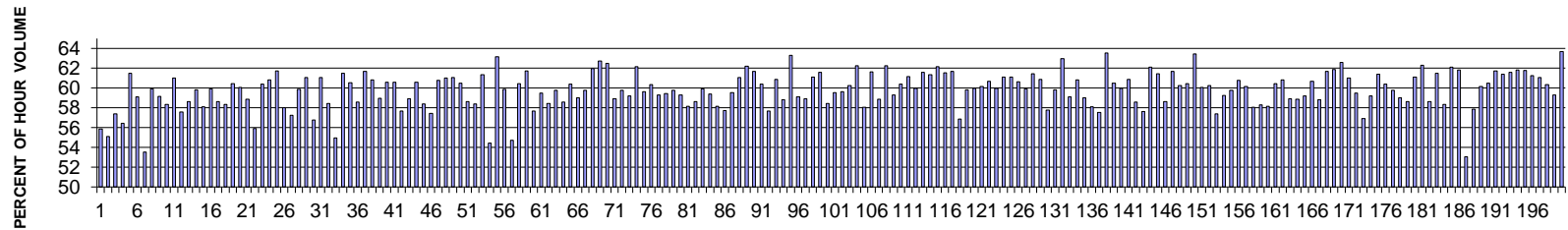
MO	DY	YR	DAY OF WK	HR	HR VOL	PERCENT OF AADT	HOUR NUMBER	AADT	NORTH VOLUME	SOUTH VOLUME	PERCENT NORTH IS OF TOTAL VOLUME	PERCENT SOUTH IS OF TOTAL VOLUME
7	2	15	5	15	2,703	8.62	194	31,366	1,380	1,323	51.05	48.95
8	16	15	1	14	2,703	8.62	195	31,366	1,307	1,396	48.35	51.65
9	4	15	6	14	2,702	8.61	196	31,366	1,327	1,375	49.11	50.89
2	15	15	1	16	2,701	8.61	197	31,366	1,526	1,175	56.50	43.50
3	28	15	7	14	2,701	8.61	198	31,366	1,278	1,423	47.32	52.68
6	26	15	6	14	2,701	8.61	199	31,366	1,220	1,481	45.17	54.83
8	22	15	7	15	2,701	8.61	200	31,366	1,367	1,334	50.61	49.39

**SR 005 MP 148.07 MIDWAY ADC SITE S809
K FOR PEAK 200 HOURS OF 2015**



AADT= 203371 K 30 FACTOR= 7.56 K 100 FACTOR= 7.40 K 200 FACTOR= 7.26 D 30 FACTOR= 56.76

**SR 005 MP 148.07 MIDWAY ADC SITE S809
D% IN THE PEAK 200 HOURS OF 2015**



MO	DY	YR	DAY OF WK	HR	HR VOL	PERCENT OF AADT	HOUR NUMBER	AADT	NORTH VOLUME	SOUTH VOLUME	PERCENT NORTH IS OF TOTAL VOLUME	PERCENT SOUTH IS OF TOTAL VOLUME
9	3	15	5	17	16,112	7.92	1	203,371	7,111	9,001	44.13	55.87
9	11	15	6	16	15,937	7.84	2	203,371	7,159	8,778	44.92	55.08
6	18	15	5	17	15,903	7.82	3	203,371	6,775	9,128	42.60	57.40
6	17	15	4	17	15,698	7.72	4	203,371	6,842	8,856	43.59	56.41
3	27	15	6	16	15,691	7.72	5	203,371	6,044	9,647	38.52	61.48
6	12	15	6	15	15,628	7.68	6	203,371	6,393	9,235	40.91	59.09
9	3	15	5	18	15,620	7.68	7	203,371	7,260	8,360	46.48	53.52
3	27	15	6	15	15,600	7.67	8	203,371	6,255	9,345	40.10	59.90
7	10	15	6	15	15,600	7.67	9	203,371	6,376	9,224	40.87	59.13
9	3	15	5	16	15,588	7.66	10	203,371	6,497	9,091	41.68	58.32
4	3	15	6	15	15,583	7.66	11	203,371	6,075	9,508	38.98	61.02
7	15	15	4	17	15,567	7.65	12	203,371	6,603	8,964	42.42	57.58
8	7	15	6	15	15,561	7.65	13	203,371	6,437	9,124	41.37	58.63

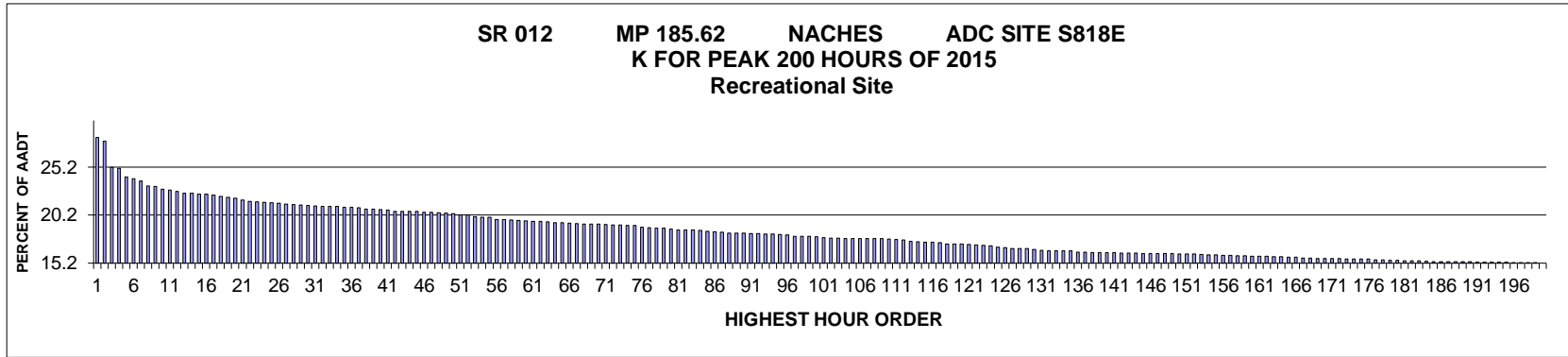
MO	DY	YR	DAY OF WK	HR	HR VOL	PERCENT OF AADT	HOUR NUMBER	AADT	NORTH VOLUME	SOUTH VOLUME	PERCENT NORTH IS OF TOTAL VOLUME	PERCENT SOUTH IS OF TOTAL VOLUME
9	4	15	6	15	15,540	7.64	14	203,371	6,245	9,295	40.19	59.81
10	9	15	6	15	15,526	7.63	15	203,371	6,502	9,024	41.88	58.12
4	10	15	6	15	15,519	7.63	16	203,371	6,219	9,300	40.07	59.93
8	21	15	6	15	15,509	7.63	17	203,371	6,414	9,095	41.36	58.64
6	19	15	6	15	15,487	7.62	18	203,371	6,453	9,034	41.67	58.33
3	13	15	6	16	15,469	7.61	19	203,371	6,120	9,349	39.56	60.44
3	13	15	6	15	15,460	7.60	20	203,371	6,171	9,289	39.92	60.08
12	18	15	6	16	15,457	7.60	21	203,371	6,361	9,096	41.15	58.85
6	19	15	6	17	15,450	7.60	22	203,371	6,812	8,638	44.09	55.91
9	25	15	6	16	15,440	7.59	23	203,371	6,116	9,324	39.61	60.39
2	20	15	6	16	15,430	7.59	24	203,371	6,046	9,384	39.18	60.82
3	19	15	5	17	15,424	7.58	25	203,371	5,903	9,521	38.27	61.73
6	12	15	6	16	15,422	7.58	26	203,371	6,479	8,943	42.01	57.99
7	10	15	6	17	15,417	7.58	27	203,371	6,589	8,828	42.74	57.26
10	23	15	6	17	15,392	7.57	28	203,371	6,174	9,218	40.11	59.89
10	23	15	6	16	15,387	7.57	29	203,371	5,988	9,399	38.92	61.08
6	19	15	6	16	15,382	7.56	30	203,371	6,651	8,731	43.24	56.76
9	18	15	6	16	15,376	7.56	31	203,371	5,988	9,388	38.94	61.06
6	18	15	5	16	15,371	7.56	32	203,371	6,387	8,984	41.55	58.45
7	10	15	6	18	15,356	7.55	33	203,371	6,916	8,440	45.04	54.96
2	20	15	6	15	15,354	7.55	34	203,371	5,914	9,440	38.52	61.48
11	6	15	6	15	15,326	7.54	35	203,371	6,047	9,279	39.46	60.54
7	24	15	6	15	15,318	7.53	36	203,371	6,345	8,973	41.42	58.58
9	18	15	6	17	15,313	7.53	37	203,371	5,870	9,443	38.33	61.67
9	25	15	6	15	15,308	7.53	38	203,371	5,996	9,312	39.17	60.83
6	5	15	6	15	15,298	7.52	39	203,371	6,275	9,023	41.02	58.98
10	23	15	6	15	15,294	7.52	40	203,371	6,031	9,263	39.43	60.57
3	13	15	6	17	15,281	7.51	41	203,371	6,027	9,254	39.44	60.56
9	3	15	5	15	15,271	7.51	42	203,371	6,461	8,810	42.31	57.69
7	17	15	6	15	15,263	7.51	43	203,371	6,270	8,993	41.08	58.92
8	28	15	6	15	15,263	7.51	44	203,371	6,016	9,247	39.42	60.58
12	18	15	6	15	15,259	7.50	45	203,371	6,353	8,906	41.63	58.37
7	15	15	4	18	15,255	7.50	46	203,371	6,495	8,760	42.58	57.42
2	13	15	6	15	15,251	7.50	47	203,371	5,982	9,269	39.22	60.78
11	6	15	6	16	15,248	7.50	48	203,371	5,947	9,301	39.00	61.00
5	8	15	6	15	15,246	7.50	49	203,371	5,933	9,313	38.92	61.08
2	20	15	6	17	15,244	7.50	50	203,371	6,020	9,224	39.49	60.51
6	17	15	4	16	15,240	7.49	51	203,371	6,308	8,932	41.39	58.61
6	16	15	3	17	15,231	7.49	52	203,371	6,334	8,897	41.59	58.41
9	18	15	6	15	15,228	7.49	53	203,371	5,888	9,340	38.67	61.33
6	17	15	4	18	15,225	7.49	54	203,371	6,938	8,287	45.57	54.43
3	5	15	5	16	15,224	7.49	55	203,371	5,608	9,616	36.84	63.16
10	22	15	5	16	15,224	7.49	56	203,371	6,107	9,117	40.11	59.89
6	18	15	5	18	15,214	7.48	57	203,371	6,886	8,328	45.26	54.74
4	30	15	5	17	15,208	7.48	58	203,371	6,013	9,195	39.54	60.46

MO	DY	YR	DAY OF WK	HR	HR VOL	PERCENT OF AADT	HOUR NUMBER	AADT	NORTH VOLUME	SOUTH VOLUME	PERCENT NORTH IS OF TOTAL VOLUME	PERCENT SOUTH IS OF TOTAL VOLUME
4	7	15	3	17	15,200	7.47	59	203,371	5,814	9,386	38.25	61.75
8	21	15	6	17	15,192	7.47	60	203,371	6,429	8,763	42.32	57.68
7	23	15	5	15	15,188	7.47	61	203,371	6,155	9,033	40.53	59.47
8	21	15	6	16	15,187	7.47	62	203,371	6,309	8,878	41.54	58.46
5	29	15	6	15	15,180	7.46	63	203,371	6,109	9,071	40.24	59.76
9	25	15	6	17	15,164	7.46	64	203,371	6,281	8,883	41.42	58.58
10	8	15	5	17	15,163	7.46	65	203,371	6,005	9,158	39.60	60.40
10	16	15	6	15	15,163	7.46	66	203,371	6,216	8,947	40.99	59.01
8	27	15	5	18	15,156	7.45	67	203,371	6,101	9,055	40.25	59.75
4	2	15	5	16	15,154	7.45	68	203,371	5,761	9,393	38.02	61.98
2	18	15	4	17	15,139	7.44	69	203,371	5,646	9,493	37.29	62.71
2	26	15	5	17	15,139	7.44	70	203,371	5,675	9,464	37.49	62.51
4	17	15	6	17	15,132	7.44	71	203,371	6,215	8,917	41.07	58.93
8	25	15	3	16	15,132	7.44	72	203,371	6,090	9,042	40.25	59.75
6	17	15	4	15	15,131	7.44	73	203,371	6,177	8,954	40.82	59.18
3	5	15	5	17	15,130	7.44	74	203,371	5,727	9,403	37.85	62.15
3	27	15	6	17	15,116	7.43	75	203,371	6,099	9,017	40.35	59.65
8	5	15	4	18	15,116	7.43	76	203,371	5,997	9,119	39.67	60.33
6	29	15	2	16	15,115	7.43	77	203,371	6,153	8,962	40.71	59.29
7	24	15	6	16	15,111	7.43	78	203,371	6,129	8,982	40.56	59.44
3	20	15	6	16	15,110	7.43	79	203,371	6,076	9,034	40.21	59.79
7	23	15	5	17	15,107	7.43	80	203,371	6,148	8,959	40.70	59.30
5	15	15	6	18	15,105	7.43	81	203,371	6,318	8,787	41.83	58.17
11	20	15	6	15	15,104	7.43	82	203,371	6,246	8,858	41.35	58.65
6	4	15	5	16	15,100	7.42	83	203,371	6,053	9,047	40.09	59.91
8	6	15	5	15	15,098	7.42	84	203,371	6,133	8,965	40.62	59.38
6	18	15	5	15	15,089	7.42	85	203,371	6,311	8,778	41.83	58.17
7	10	15	6	16	15,077	7.41	86	203,371	6,373	8,704	42.27	57.73
2	13	15	6	16	15,069	7.41	87	203,371	6,100	8,969	40.48	59.52
2	16	15	2	16	15,068	7.41	88	203,371	5,870	9,198	38.96	61.04
9	4	15	6	16	15,068	7.41	89	203,371	5,699	9,369	37.82	62.18
3	26	15	5	16	15,064	7.41	90	203,371	5,775	9,289	38.34	61.66
5	8	15	6	16	15,060	7.41	91	203,371	5,965	9,095	39.61	60.39
12	18	15	6	17	15,058	7.40	92	203,371	6,374	8,684	42.33	57.67
3	26	15	5	17	15,056	7.40	93	203,371	5,895	9,161	39.15	60.85
7	23	15	5	16	15,055	7.40	94	203,371	6,199	8,856	41.18	58.82
11	11	15	4	16	15,055	7.40	95	203,371	5,526	9,529	36.71	63.29
4	17	15	6	15	15,053	7.40	96	203,371	6,158	8,895	40.91	59.09
7	31	15	6	15	15,047	7.40	97	203,371	6,181	8,866	41.08	58.92
5	14	15	5	16	15,045	7.40	98	203,371	5,848	9,197	38.87	61.13
5	1	15	6	16	15,042	7.40	99	203,371	5,780	9,262	38.43	61.57
10	16	15	6	17	15,042	7.40	100	203,371	6,250	8,792	41.55	58.45
7	16	15	5	17	15,031	7.39	101	203,371	6,085	8,946	40.48	59.52
12	22	15	3	15	15,007	7.38	102	203,371	6,058	8,949	40.37	59.63
5	7	15	5	17	15,006	7.38	103	203,371	5,965	9,041	39.75	60.25

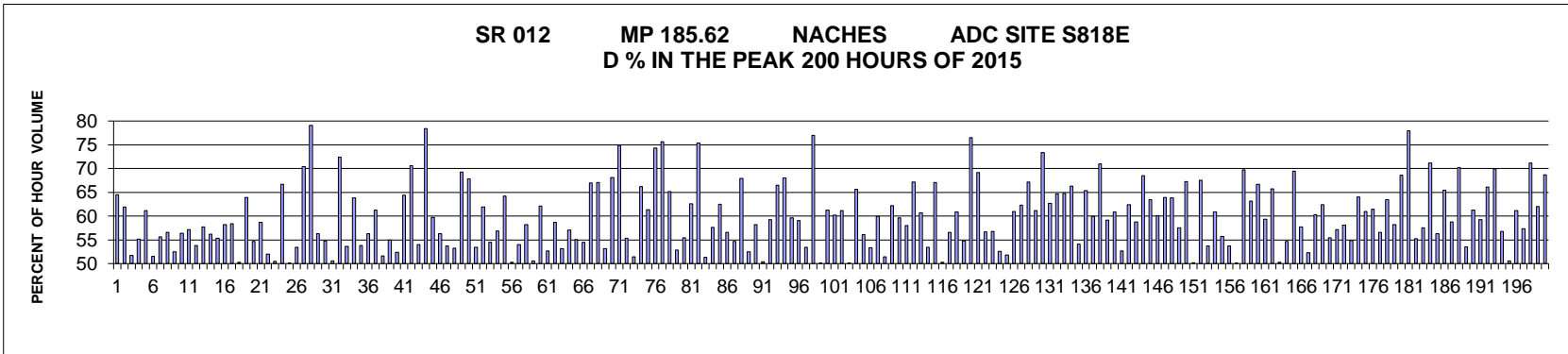
MO	DY	YR	DAY OF WK	HR	HR VOL	PERCENT OF AADT	HOUR NUMBER	AADT	NORTH VOLUME	SOUTH VOLUME	PERCENT NORTH IS OF TOTAL VOLUME	PERCENT SOUTH IS OF TOTAL VOLUME
4	8	15	4	16	15,003	7.38	104	203,371	5,664	9,339	37.75	62.25
8	28	15	6	17	14,999	7.38	105	203,371	6,289	8,710	41.93	58.07
4	15	15	4	17	14,996	7.37	106	203,371	5,756	9,240	38.38	61.62
7	15	15	4	16	14,995	7.37	107	203,371	6,168	8,827	41.13	58.87
3	24	15	3	16	14,994	7.37	108	203,371	5,657	9,337	37.73	62.27
12	4	15	6	15	14,994	7.37	109	203,371	6,103	8,891	40.70	59.30
3	18	15	4	17	14,991	7.37	110	203,371	5,936	9,055	39.60	60.40
10	15	15	5	17	14,987	7.37	111	203,371	5,822	9,165	38.85	61.15
8	20	15	5	16	14,985	7.37	112	203,371	5,999	8,986	40.03	59.97
4	2	15	5	17	14,984	7.37	113	203,371	5,760	9,224	38.44	61.56
5	1	15	6	17	14,981	7.37	114	203,371	5,791	9,190	38.66	61.34
10	21	15	4	16	14,980	7.37	115	203,371	5,668	9,312	37.84	62.16
8	25	15	3	17	14,979	7.37	116	203,371	5,762	9,217	38.47	61.53
3	25	15	4	16	14,975	7.36	117	203,371	5,742	9,233	38.34	61.66
9	11	15	6	18	14,969	7.36	118	203,371	6,457	8,512	43.14	56.86
6	24	15	4	17	14,967	7.36	119	203,371	6,013	8,954	40.18	59.82
8	19	15	4	17	14,963	7.36	120	203,371	5,990	8,973	40.03	59.97
3	6	15	6	17	14,961	7.36	121	203,371	5,963	8,998	39.86	60.14
3	24	15	3	17	14,960	7.36	122	203,371	5,882	9,078	39.32	60.68
8	20	15	5	15	14,951	7.35	123	203,371	5,990	8,961	40.06	59.94
3	19	15	5	16	14,946	7.35	124	203,371	5,816	9,130	38.91	61.09
8	10	15	2	16	14,942	7.35	125	203,371	5,813	9,129	38.90	61.10
9	16	15	4	17	14,941	7.35	126	203,371	5,882	9,059	39.37	60.63
6	15	15	2	15	14,935	7.34	127	203,371	5,987	8,948	40.09	59.91
1	16	15	6	15	14,934	7.34	128	203,371	5,761	9,173	38.58	61.42
12	22	15	3	16	14,931	7.34	129	203,371	5,844	9,087	39.14	60.86
9	25	15	6	18	14,929	7.34	130	203,371	6,304	8,625	42.23	57.77
11	6	15	6	17	14,928	7.34	131	203,371	6,001	8,927	40.20	59.80
2	26	15	5	16	14,926	7.34	132	203,371	5,530	9,396	37.05	62.95
6	15	15	2	17	14,925	7.34	133	203,371	6,104	8,821	40.90	59.10
3	6	15	6	15	14,920	7.34	134	203,371	5,846	9,074	39.18	60.82
10	22	15	5	17	14,919	7.34	135	203,371	6,117	8,802	41.00	59.00
5	15	15	6	17	14,918	7.34	136	203,371	6,252	8,666	41.91	58.09
7	15	15	4	15	14,916	7.33	137	203,371	6,332	8,584	42.45	57.55
2	10	15	3	17	14,911	7.33	138	203,371	5,440	9,471	36.48	63.52
6	24	15	4	16	14,910	7.33	139	203,371	5,893	9,017	39.52	60.48
10	9	15	6	16	14,910	7.33	140	203,371	5,969	8,941	40.03	59.97
10	15	15	5	18	14,905	7.33	141	203,371	5,830	9,075	39.11	60.89
9	11	15	6	17	14,903	7.33	142	203,371	6,170	8,733	41.40	58.60
10	16	15	6	18	14,901	7.33	143	203,371	6,315	8,586	42.38	57.62
4	9	15	5	16	14,900	7.33	144	203,371	5,642	9,258	37.87	62.13
5	7	15	5	16	14,900	7.33	145	203,371	5,742	9,158	38.54	61.46
6	5	15	6	16	14,896	7.32	146	203,371	6,161	8,735	41.36	58.64
4	30	15	5	16	14,895	7.32	147	203,371	5,705	9,190	38.30	61.70
8	10	15	2	17	14,890	7.32	148	203,371	5,921	8,969	39.76	60.24

MO	DY	YR	DAY OF WK	HR	HR VOL	PERCENT OF AADT	HOUR NUMBER	AADT	NORTH VOLUME	SOUTH VOLUME	PERCENT NORTH IS OF TOTAL VOLUME	PERCENT SOUTH IS OF TOTAL VOLUME
4	9	15	5	17	14,886	7.32	149	203,371	5,886	9,000	39.54	60.46
4	7	15	3	16	14,883	7.32	150	203,371	5,439	9,444	36.55	63.45
4	9	15	5	15	14,880	7.32	151	203,371	5,942	8,938	39.93	60.07
6	24	15	4	15	14,879	7.32	152	203,371	5,912	8,967	39.73	60.27
7	24	15	6	17	14,878	7.32	153	203,371	6,341	8,537	42.62	57.38
6	22	15	2	17	14,876	7.31	154	203,371	6,063	8,813	40.76	59.24
8	5	15	4	16	14,874	7.31	155	203,371	5,983	8,891	40.22	59.78
4	22	15	4	17	14,869	7.31	156	203,371	5,835	9,034	39.24	60.76
6	4	15	5	17	14,867	7.31	157	203,371	5,923	8,944	39.84	60.16
12	4	15	6	17	14,862	7.31	158	203,371	6,232	8,630	41.93	58.07
3	19	15	5	15	14,854	7.30	159	203,371	6,193	8,661	41.69	58.31
8	7	15	6	17	14,851	7.30	160	203,371	6,213	8,638	41.84	58.16
2	6	15	6	17	14,848	7.30	161	203,371	5,873	8,975	39.55	60.45
7	27	15	2	17	14,848	7.30	162	203,371	5,819	9,029	39.19	60.81
8	3	15	2	15	14,847	7.30	163	203,371	6,099	8,748	41.08	58.92
8	6	15	5	17	14,845	7.30	164	203,371	6,108	8,737	41.15	58.85
7	27	15	2	15	14,842	7.30	165	203,371	6,057	8,785	40.81	59.19
8	19	15	4	16	14,841	7.30	166	203,371	5,839	9,002	39.34	60.66
6	11	15	5	17	14,833	7.29	167	203,371	6,111	8,722	41.20	58.80
7	13	15	2	16	14,833	7.29	168	203,371	5,685	9,148	38.33	61.67
4	9	15	5	18	14,832	7.29	169	203,371	5,656	9,176	38.13	61.87
5	12	15	3	16	14,830	7.29	170	203,371	5,551	9,279	37.43	62.57
6	2	15	3	16	14,829	7.29	171	203,371	5,781	9,048	38.98	61.02
8	11	15	3	18	14,827	7.29	172	203,371	6,010	8,817	40.53	59.47
12	31	15	5	15	14,827	7.29	173	203,371	6,388	8,439	43.08	56.92
11	20	15	6	17	14,818	7.29	174	203,371	6,048	8,770	40.82	59.18
8	4	15	3	17	14,817	7.29	175	203,371	5,724	9,093	38.63	61.37
10	16	15	6	16	14,815	7.28	176	203,371	5,870	8,945	39.62	60.38
3	20	15	6	17	14,811	7.28	177	203,371	5,958	8,853	40.23	59.77
9	9	15	4	15	14,810	7.28	178	203,371	6,070	8,740	40.99	59.01
7	9	15	5	17	14,809	7.28	179	203,371	6,125	8,684	41.36	58.64
8	5	15	4	17	14,806	7.28	180	203,371	5,758	9,048	38.89	61.11
1	22	15	5	17	14,805	7.28	181	203,371	5,582	9,223	37.70	62.30
8	11	15	3	17	14,803	7.28	182	203,371	6,127	8,676	41.39	58.61
2	12	15	5	17	14,800	7.28	183	203,371	5,703	9,097	38.53	61.47
8	10	15	2	15	14,800	7.28	184	203,371	6,168	8,632	41.68	58.32
5	12	15	3	17	14,799	7.28	185	203,371	5,610	9,189	37.91	62.09
9	24	15	5	18	14,798	7.28	186	203,371	5,653	9,145	38.20	61.80
5	10	15	1	17	14,796	7.28	187	203,371	6,947	7,849	46.95	53.05
8	7	15	6	16	14,794	7.27	188	203,371	6,232	8,562	42.13	57.87
3	6	15	6	16	14,790	7.27	189	203,371	5,897	8,893	39.87	60.13
8	12	15	4	16	14,789	7.27	190	203,371	5,846	8,943	39.53	60.47
3	25	15	4	17	14,788	7.27	191	203,371	5,657	9,131	38.25	61.75
4	2	15	5	18	14,781	7.27	192	203,371	5,706	9,075	38.60	61.40
6	30	15	3	16	14,780	7.27	193	203,371	5,678	9,102	38.42	61.58

MO	DY	YR	DAY OF WK	HR	HR VOL	PERCENT OF AADT	HOUR NUMBER	AADT	NORTH VOLUME	SOUTH VOLUME	PERCENT NORTH IS OF TOTAL VOLUME	PERCENT SOUTH IS OF TOTAL VOLUME
5	21	15	5	16	14,773	7.26	194	203,371	5,637	9,136	38.16	61.84
4	21	15	3	17	14,769	7.26	195	203,371	5,645	9,124	38.22	61.78
1	16	15	6	16	14,763	7.26	196	203,371	5,724	9,039	38.77	61.23
12	11	15	6	15	14,763	7.26	197	203,371	5,750	9,013	38.95	61.05
5	1	15	6	15	14,762	7.26	198	203,371	5,856	8,906	39.67	60.33
8	12	15	4	17	14,759	7.26	199	203,371	6,010	8,749	40.72	59.28
2	12	15	5	16	14,755	7.26	200	203,371	5,357	9,398	36.31	63.69



AADT= 4231 K 30 FACTOR= 21.15 K 100 FACTOR= 17.89 K 200 FACTOR= 15.15 D 100 FACTOR= 61.29



MO	DY	YR	DAY OF WK	HR	HR VOL	PERCENT OF AADT	HOUR NUMBER	AADT	EAST VOLUME	WEST VOLUME	PERCENT EAST IS OF TOTAL VOLUME	PERCENT WEST IS OF TOTAL VOLUME
5	25	15	2	13	1194	28.22	1	4231	770	424	64.49	35.51
5	25	15	2	14	1179	27.87	2	4231	730	449	61.92	38.08
7	19	15	1	13	1062	25.10	3	4231	513	549	48.31	51.69
5	25	15	2	12	1059	25.03	4	4231	584	475	55.15	44.85
5	25	15	2	15	1021	24.13	5	4231	624	397	61.12	38.88
7	19	15	1	14	1013	23.94	6	4231	522	491	51.53	48.47
7	5	15	1	15	1004	23.73	7	4231	558	446	55.58	44.42
6	28	15	1	15	982	23.21	8	4231	426	556	43.38	56.62
8	2	15	1	13	978	23.12	9	4231	465	513	47.55	52.45
5	24	15	1	13	968	22.88	10	4231	422	546	43.60	56.40
9	7	15	2	14	962	22.74	11	4231	550	412	57.17	42.83
8	9	15	1	14	957	22.62	12	4231	515	442	53.81	46.19
5	25	15	2	16	948	22.41	13	4231	547	401	57.70	42.30

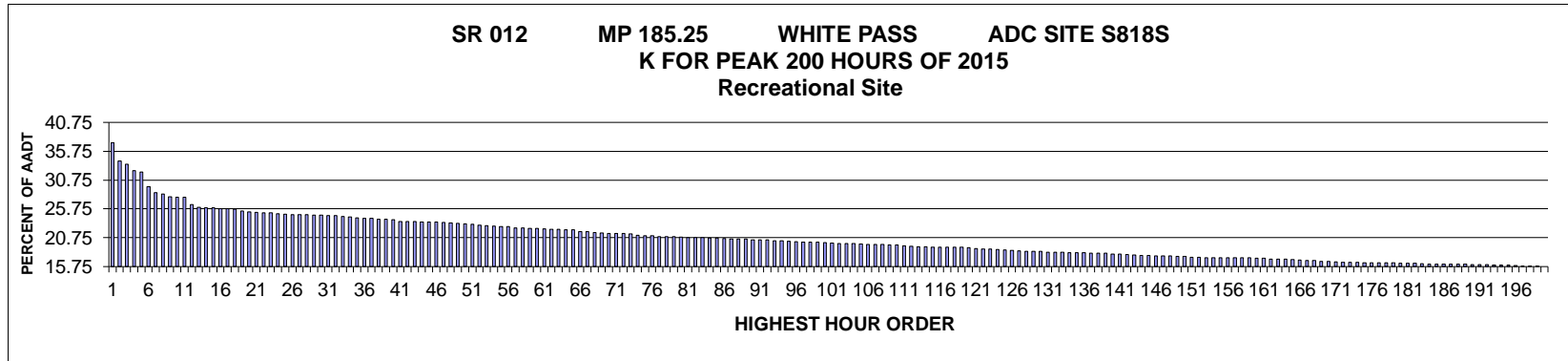
MO	DY	YR	DAY OF WK	HR	HR VOL	PERCENT OF AADT	HOUR NUMBER	AADT	EAST VOLUME	WEST VOLUME	PERCENT EAST IS OF TOTAL VOLUME	PERCENT WEST IS OF TOTAL VOLUME
7	5	15	1	16	948	22.41	14	4231	533	415	56.22	43.78
9	7	15	2	13	946	22.36	15	4231	523	423	55.29	44.71
7	19	15	1	12	945	22.34	16	4231	395	550	41.80	58.20
7	19	15	1	16	940	22.22	17	4231	549	391	58.40	41.60
7	5	15	1	14	936	22.12	18	4231	465	471	49.68	50.32
7	5	15	1	17	932	22.03	19	4231	596	336	63.95	36.05
7	19	15	1	15	926	21.89	20	4231	506	420	54.64	45.36
6	28	15	1	14	920	21.74	21	4231	380	540	41.30	58.70
7	26	15	1	13	913	21.58	22	4231	475	438	52.03	47.97
8	2	15	1	14	911	21.53	23	4231	460	451	50.49	49.51
5	25	15	2	17	909	21.48	24	4231	606	303	66.67	33.33
6	28	15	1	16	907	21.44	25	4231	453	454	49.94	50.06
12	24	15	5	14	906	21.41	26	4231	422	484	46.58	53.42
8	2	15	1	17	901	21.30	27	4231	634	267	70.37	29.63
7	19	15	1	18	900	21.27	28	4231	712	188	79.11	20.89
6	28	15	1	13	898	21.22	29	4231	393	505	43.76	56.24
7	12	15	1	15	895	21.15	30	4231	490	405	54.75	45.25
6	21	15	1	13	894	21.13	31	4231	442	452	49.44	50.56
7	5	15	1	18	892	21.08	32	4231	646	246	72.42	27.58
8	16	15	1	14	892	21.08	33	4231	478	414	53.59	46.41
6	28	15	1	17	890	21.04	34	4231	568	322	63.82	36.18
5	25	15	2	11	888	20.99	35	4231	478	410	53.83	46.17
7	5	15	1	13	887	20.96	36	4231	499	388	56.26	43.74
7	26	15	1	16	885	20.92	37	4231	542	343	61.24	38.76
7	12	15	1	14	880	20.80	38	4231	454	426	51.59	48.41
7	26	15	1	15	880	20.80	39	4231	484	396	55.00	45.00
6	7	15	1	14	878	20.75	40	4231	460	418	52.39	47.61
9	7	15	2	16	876	20.70	41	4231	564	312	64.38	35.62
7	19	15	1	17	870	20.56	42	4231	614	256	70.57	29.43
5	24	15	1	15	869	20.54	43	4231	469	400	53.97	46.03
5	24	15	1	18	869	20.54	44	4231	681	188	78.37	21.63
6	28	15	1	12	869	20.54	45	4231	350	519	40.28	59.72
8	2	15	1	15	866	20.47	46	4231	487	379	56.24	43.76
8	16	15	1	15	866	20.47	47	4231	465	401	53.70	46.30
6	21	15	1	14	864	20.42	48	4231	460	404	53.24	46.76
6	28	15	1	18	862	20.37	49	4231	597	265	69.26	30.74
7	12	15	1	17	860	20.33	50	4231	583	277	67.79	32.21
7	26	15	1	14	854	20.18	51	4231	456	398	53.40	46.60
8	2	15	1	16	854	20.18	52	4231	529	325	61.94	38.06
8	2	15	1	12	846	20.00	53	4231	385	461	45.51	54.49
5	23	15	7	16	844	19.95	54	4231	480	364	56.87	43.13
5	24	15	1	12	843	19.92	55	4231	302	541	35.82	64.18
6	21	15	1	12	833	19.69	56	4231	414	419	49.70	50.30
8	9	15	1	15	833	19.69	57	4231	450	383	54.02	45.98
9	7	15	2	15	832	19.66	58	4231	484	348	58.17	41.83

MO	DY	YR	DAY OF WK	HR	HR VOL	PERCENT OF AADT	HOUR NUMBER	AADT	EAST VOLUME	WEST VOLUME	PERCENT EAST IS OF TOTAL VOLUME	PERCENT WEST IS OF TOTAL VOLUME
7	5	15	1	12	829	19.59	59	4231	410	419	49.46	50.54
5	23	15	7	17	828	19.57	60	4231	514	314	62.08	37.92
5	24	15	1	14	826	19.52	61	4231	391	435	47.34	52.66
5	24	15	1	16	825	19.50	62	4231	484	341	58.67	41.33
6	7	15	1	13	824	19.48	63	4231	386	438	46.84	53.16
12	24	15	5	13	820	19.38	64	4231	352	468	42.93	57.07
7	12	15	1	16	819	19.36	65	4231	451	368	55.07	44.93
7	12	15	1	12	817	19.31	66	4231	372	445	45.53	54.47
9	5	15	7	12	815	19.26	67	4231	269	546	33.01	66.99
5	23	15	7	12	814	19.24	68	4231	268	546	32.92	67.08
8	9	15	1	13	813	19.22	69	4231	432	381	53.14	46.86
8	9	15	1	17	813	19.22	70	4231	554	259	68.14	31.86
7	5	15	1	19	812	19.19	71	4231	608	204	74.88	25.12
8	16	15	1	13	810	19.14	72	4231	448	362	55.31	44.69
6	7	15	1	15	809	19.12	73	4231	416	393	51.42	48.58
6	21	15	1	17	807	19.07	74	4231	534	273	66.17	33.83
8	9	15	1	16	807	19.07	75	4231	495	312	61.34	38.66
9	5	15	7	11	799	18.88	76	4231	205	594	25.66	74.34
5	23	15	7	11	797	18.84	77	4231	194	603	24.34	75.66
9	5	15	7	13	796	18.81	78	4231	277	519	34.80	65.20
6	21	15	1	15	795	18.79	79	4231	420	375	52.83	47.17
12	24	15	5	15	792	18.72	80	4231	439	353	55.43	44.57
8	16	15	1	16	788	18.62	81	4231	493	295	62.56	37.44
5	23	15	7	10	787	18.60	82	4231	194	593	24.65	75.35
5	23	15	7	15	787	18.60	83	4231	404	383	51.33	48.67
6	21	15	1	16	785	18.55	84	4231	452	333	57.58	42.42
7	4	15	7	12	781	18.46	85	4231	293	488	37.52	62.48
6	7	15	1	12	779	18.41	86	4231	338	441	43.39	56.61
9	6	15	1	13	777	18.36	87	4231	352	425	45.30	54.70
5	22	15	6	18	774	18.29	88	4231	248	526	32.04	67.96
6	14	15	1	15	774	18.29	89	4231	368	406	47.55	52.45
7	18	15	7	12	773	18.27	90	4231	323	450	41.79	58.21
7	26	15	1	12	772	18.25	91	4231	383	389	49.61	50.39
8	1	15	7	12	771	18.22	92	4231	314	457	40.73	59.27
5	24	15	1	11	770	18.20	93	4231	258	512	33.51	66.49
5	22	15	6	17	769	18.18	94	4231	246	523	31.99	68.01
7	25	15	7	12	767	18.13	95	4231	310	457	40.42	59.58
6	28	15	1	11	765	18.08	96	4231	313	452	40.92	59.08
7	12	15	1	13	760	17.96	97	4231	354	406	46.58	53.42
8	2	15	1	18	760	17.96	98	4231	585	175	76.97	23.03
9	7	15	2	12	759	17.94	99	4231	379	380	49.93	50.07
9	6	15	1	12	757	17.89	100	4231	293	464	38.71	61.29
6	14	15	1	17	754	17.82	101	4231	454	300	60.21	39.79
5	23	15	7	14	751	17.75	102	4231	292	459	38.88	61.12
6	14	15	1	14	751	17.75	103	4231	375	376	49.93	50.07

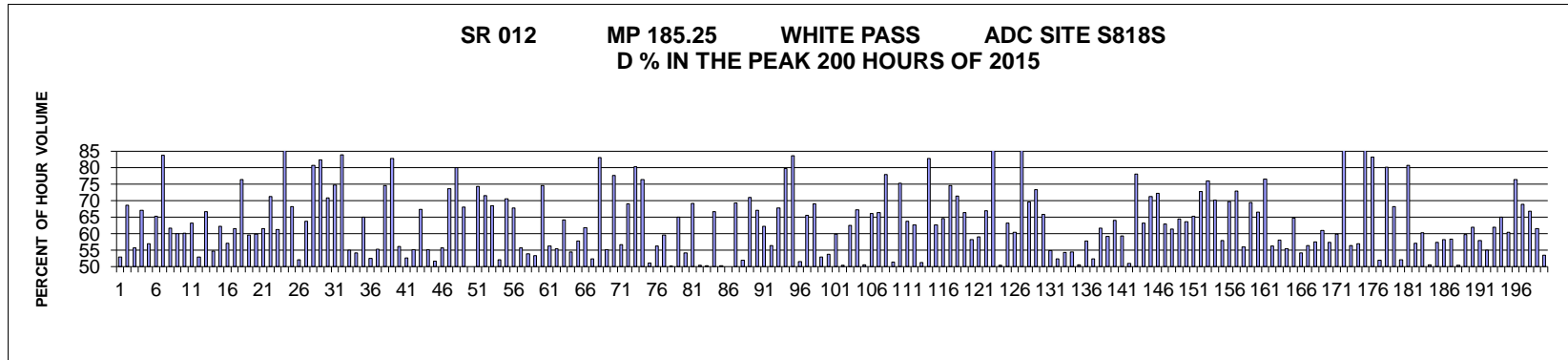
MO	DY	YR	DAY OF WK	HR	HR VOL	PERCENT OF AADT	HOUR NUMBER	AADT	EAST VOLUME	WEST VOLUME	PERCENT EAST IS OF TOTAL VOLUME	PERCENT WEST IS OF TOTAL VOLUME
5	24	15	1	17	750	17.73	104	4231	492	258	65.60	34.40
6	7	15	1	16	750	17.73	105	4231	421	329	56.13	43.87
8	9	15	1	12	750	17.73	106	4231	350	400	46.67	53.33
9	5	15	7	16	750	17.73	107	4231	449	301	59.87	40.13
6	14	15	1	13	749	17.70	108	4231	364	385	48.60	51.40
7	3	15	6	13	749	17.70	109	4231	283	466	37.78	62.22
8	16	15	1	17	748	17.68	110	4231	446	302	59.63	40.37
9	5	15	7	17	746	17.63	111	4231	433	313	58.04	41.96
5	22	15	6	19	743	17.56	112	4231	244	499	32.84	67.16
8	23	15	1	15	738	17.44	113	4231	448	290	60.70	39.30
6	14	15	1	16	736	17.40	114	4231	393	343	53.40	46.60
5	23	15	7	18	734	17.35	115	4231	492	242	67.03	32.97
7	18	15	7	15	734	17.35	116	4231	365	369	49.73	50.27
7	18	15	7	13	732	17.30	117	4231	318	414	43.44	56.56
7	26	15	1	17	726	17.16	118	4231	442	284	60.88	39.12
8	16	15	1	12	725	17.14	119	4231	328	397	45.24	54.76
9	5	15	7	10	725	17.14	120	4231	170	555	23.45	76.55
9	7	15	2	17	723	17.09	121	4231	500	223	69.16	30.84
8	23	15	1	14	722	17.06	122	4231	409	313	56.65	43.35
7	18	15	7	16	719	16.99	123	4231	408	311	56.75	43.25
7	18	15	7	14	717	16.95	124	4231	340	377	47.42	52.58
8	1	15	7	16	711	16.80	125	4231	343	368	48.24	51.76
6	27	15	7	15	709	16.76	126	4231	277	432	39.07	60.93
6	27	15	7	12	706	16.69	127	4231	266	440	37.68	62.32
8	1	15	7	11	706	16.69	128	4231	232	474	32.86	67.14
8	1	15	7	13	706	16.69	129	4231	274	432	38.81	61.19
7	18	15	7	11	701	16.57	130	4231	187	514	26.68	73.32
8	23	15	1	16	697	16.47	131	4231	437	260	62.70	37.30
5	23	15	7	13	696	16.45	132	4231	246	450	35.34	64.66
7	3	15	6	12	696	16.45	133	4231	245	451	35.20	64.80
5	25	15	2	18	695	16.43	134	4231	461	234	66.33	33.67
6	14	15	1	12	695	16.43	135	4231	319	376	45.90	54.10
8	2	15	1	11	690	16.31	136	4231	239	451	34.64	65.36
9	4	15	6	17	689	16.28	137	4231	276	413	40.06	59.94
7	4	15	7	11	688	16.26	138	4231	200	488	29.07	70.93
12	24	15	5	12	688	16.26	139	4231	281	407	40.84	59.16
9	5	15	7	14	687	16.24	140	4231	269	418	39.16	60.84
9	7	15	2	11	687	16.24	141	4231	325	362	47.31	52.69
7	3	15	6	14	686	16.21	142	4231	258	428	37.61	62.39
7	19	15	1	11	686	16.21	143	4231	283	403	41.25	58.75
9	5	15	7	18	686	16.21	144	4231	470	216	68.51	31.49
6	7	15	1	17	684	16.17	145	4231	434	250	63.45	36.55
7	31	15	6	16	684	16.17	146	4231	273	411	39.91	60.09
8	8	15	7	12	684	16.17	147	4231	247	437	36.11	63.89
6	27	15	7	13	683	16.14	148	4231	247	436	36.16	63.84

MO	DY	YR	DAY OF WK	HR	HR VOL	PERCENT OF AADT	HOUR NUMBER	AADT	EAST VOLUME	WEST VOLUME	PERCENT EAST IS OF TOTAL VOLUME	PERCENT WEST IS OF TOTAL VOLUME
9	6	15	1	15	683	16.14	149	4231	393	290	57.54	42.46
5	22	15	6	16	681	16.10	150	4231	223	458	32.75	67.25
9	5	15	7	15	681	16.10	151	4231	342	339	50.22	49.78
9	6	15	1	17	681	16.10	152	4231	460	221	67.55	32.45
8	1	15	7	17	680	16.07	153	4231	365	315	53.68	46.32
9	13	15	1	15	678	16.02	154	4231	413	265	60.91	39.09
7	24	15	6	16	677	16.00	155	4231	300	377	44.31	55.69
7	12	15	1	11	676	15.98	156	4231	313	363	46.30	53.70
7	5	15	1	11	675	15.95	157	4231	338	337	50.07	49.93
8	9	15	1	18	674	15.93	158	4231	470	204	69.73	30.27
12	24	15	5	16	673	15.91	159	4231	425	248	63.15	36.85
7	26	15	1	18	672	15.88	160	4231	448	224	66.67	33.33
7	3	15	6	15	671	15.86	161	4231	273	398	40.69	59.31
9	4	15	6	18	671	15.86	162	4231	230	441	34.28	65.72
9	20	15	1	14	670	15.84	163	4231	337	333	50.30	49.70
9	6	15	1	14	669	15.81	164	4231	303	366	45.29	54.71
7	12	15	1	18	668	15.79	165	4231	464	204	69.46	30.54
8	8	15	7	13	667	15.76	166	4231	282	385	42.28	57.72
7	25	15	7	13	664	15.69	167	4231	317	347	47.74	52.26
7	11	15	7	12	663	15.67	168	4231	263	400	39.67	60.33
7	17	15	6	16	662	15.65	169	4231	249	413	37.61	62.39
9	20	15	1	15	662	15.65	170	4231	367	295	55.44	44.56
7	24	15	6	17	661	15.62	171	4231	283	378	42.81	57.19
8	1	15	7	15	661	15.62	172	4231	277	384	41.91	58.09
6	27	15	7	16	660	15.60	173	4231	298	362	45.15	54.85
5	22	15	6	20	659	15.58	174	4231	237	422	35.96	64.04
6	20	15	7	12	659	15.58	175	4231	257	402	39.00	61.00
8	16	15	1	18	659	15.58	176	4231	405	254	61.46	38.54
7	3	15	6	16	656	15.50	177	4231	285	371	43.45	56.55
7	31	15	6	18	656	15.50	178	4231	240	416	36.59	63.41
6	20	15	7	14	653	15.43	179	4231	273	380	41.81	58.19
6	21	15	1	18	653	15.43	180	4231	448	205	68.61	31.39
5	24	15	1	19	652	15.41	181	4231	508	144	77.91	22.09
7	25	15	7	15	652	15.41	182	4231	360	292	55.21	44.79
7	31	15	6	14	652	15.41	183	4231	277	375	42.48	57.52
5	24	15	1	10	649	15.34	184	4231	187	462	28.81	71.19
6	20	15	7	17	648	15.32	185	4231	365	283	56.33	43.67
6	27	15	7	11	648	15.32	186	4231	224	424	34.57	65.43
6	21	15	1	11	647	15.29	187	4231	267	380	41.27	58.73
6	28	15	1	19	647	15.29	188	4231	454	193	70.17	29.83
7	11	15	7	16	647	15.29	189	4231	346	301	53.48	46.52
9	6	15	1	16	647	15.29	190	4231	396	251	61.21	38.79
5	22	15	6	15	646	15.27	191	4231	263	383	40.71	59.29
7	17	15	6	17	646	15.27	192	4231	219	427	33.90	66.10
6	7	15	1	18	645	15.24	193	4231	451	194	69.92	30.08

MO	DY	YR	DAY OF WK	HR	HR VOL	PERCENT OF AADT	HOUR NUMBER	AADT	EAST VOLUME	WEST VOLUME	PERCENT EAST IS OF TOTAL VOLUME	PERCENT WEST IS OF TOTAL VOLUME
7	24	15	6	15	645	15.24	194	4231	279	366	43.26	56.74
7	25	15	7	14	645	15.24	195	4231	326	319	50.54	49.46
7	31	15	6	17	644	15.22	196	4231	250	394	38.82	61.18
9	4	15	6	16	644	15.22	197	4231	275	369	42.70	57.30
9	6	15	1	18	644	15.22	198	4231	458	186	71.12	28.88
6	27	15	7	14	643	15.20	199	4231	244	399	37.95	62.05
7	4	15	7	13	641	15.15	200	4231	201	440	31.36	68.64



AADT= 2184 K 30 FACTOR= 24.68 K 100 FACTOR= 19.92 K 200 FACTOR= 15.75 D 100 FACTOR= 53.79



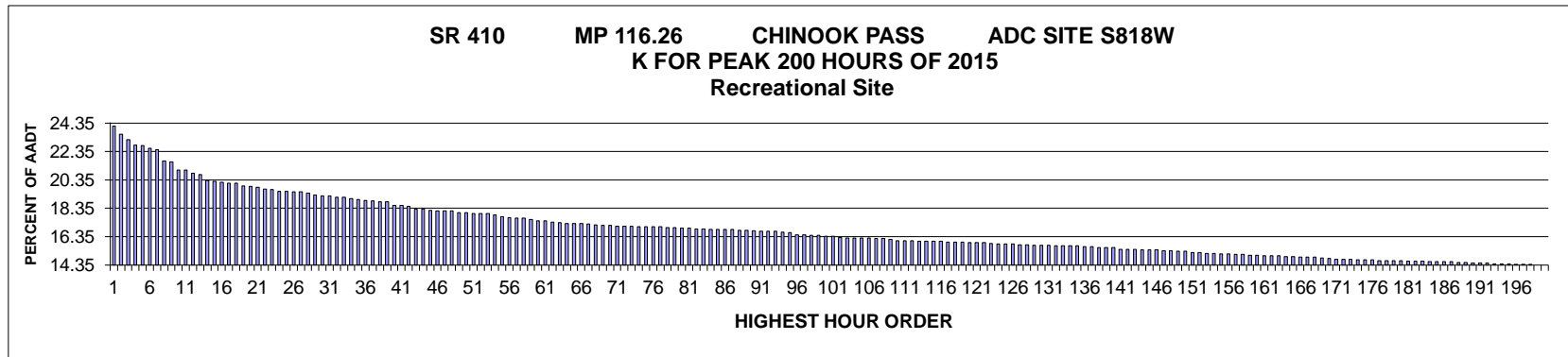
MO	DY	YR	DAY OF WK	HR	HR VOL	PERCENT OF AADT	HOUR NUMBER	AADT	EAST VOLUME	WEST VOLUME	PERCENT EAST IS OF TOTAL VOLUME	PERCENT WEST IS OF TOTAL VOLUME
12	24	15	5	14	814	37.27	1	2184	383	431	47.05	52.95
5	25	15	2	13	744	34.07	2	2184	511	233	68.68	31.32
12	24	15	5	13	732	33.52	3	2184	324	408	44.26	55.74
5	25	15	2	14	707	32.37	4	2184	474	233	67.04	32.96
12	24	15	5	15	702	32.14	5	2184	400	302	56.98	43.02
5	25	15	2	15	647	29.62	6	2184	422	225	65.22	34.78
5	24	15	1	18	623	28.53	7	2184	522	101	83.79	16.21
5	24	15	1	13	619	28.34	8	2184	237	382	38.29	61.71
12	24	15	5	12	608	27.84	9	2184	243	365	39.97	60.03
5	25	15	2	12	607	27.79	10	2184	365	242	60.13	39.87
5	25	15	2	16	607	27.79	11	2184	384	223	63.26	36.74
7	19	15	1	13	578	26.47	12	2184	306	272	52.94	47.06
12	24	15	5	16	568	26.01	13	2184	379	189	66.73	33.27
7	19	15	1	16	567	25.96	14	2184	310	257	54.67	45.33

MO	DY	YR	DAY OF WK	HR	HR VOL	PERCENT OF AADT	HOUR NUMBER	AADT	EAST VOLUME	WEST VOLUME	PERCENT EAST IS OF TOTAL VOLUME	PERCENT WEST IS OF TOTAL VOLUME
9	7	15	2	14	566	25.92	15	2184	352	214	62.19	37.81
7	12	15	1	15	564	25.82	16	2184	322	242	57.09	42.91
9	7	15	2	13	564	25.82	17	2184	347	217	61.52	38.48
5	25	15	2	17	561	25.69	18	2184	429	132	76.47	23.53
8	2	15	1	15	554	25.37	19	2184	330	224	59.57	40.43
5	24	15	1	15	551	25.23	20	2184	330	221	59.89	40.11
5	23	15	7	16	549	25.14	21	2184	338	211	61.57	38.43
5	24	15	1	12	547	25.05	22	2184	157	390	28.70	71.30
7	26	15	1	16	547	25.05	23	2184	335	212	61.24	38.76
12	24	15	5	20	545	24.95	24	2184	504	41	92.48	7.52
5	23	15	7	17	543	24.86	25	2184	370	173	68.14	31.86
7	19	15	1	14	541	24.77	26	2184	282	259	52.13	47.87
5	24	15	1	16	540	24.73	27	2184	344	196	63.70	36.30
9	5	15	7	11	540	24.73	28	2184	104	436	19.26	80.74
5	23	15	7	11	539	24.68	29	2184	95	444	17.63	82.37
9	7	15	2	16	539	24.68	30	2184	382	157	70.87	29.13
8	2	15	1	17	538	24.63	31	2184	402	136	74.72	25.28
5	23	15	7	10	537	24.59	32	2184	86	451	16.01	83.99
8	9	15	1	14	534	24.45	33	2184	294	240	55.06	44.94
7	26	15	1	13	532	24.36	34	2184	288	244	54.14	45.86
8	2	15	1	16	529	24.22	35	2184	344	185	65.03	34.97
7	19	15	1	15	527	24.13	36	2184	277	250	52.56	47.44
8	2	15	1	13	526	24.08	37	2184	235	291	44.68	55.32
5	23	15	7	12	524	23.99	38	2184	133	391	25.38	74.62
9	5	15	7	10	524	23.99	39	2184	90	434	17.18	82.82
6	7	15	1	14	522	23.90	40	2184	293	229	56.13	43.87
8	2	15	1	14	515	23.58	41	2184	271	244	52.62	47.38
8	9	15	1	15	515	23.58	42	2184	284	231	55.15	44.85
7	19	15	1	17	514	23.53	43	2184	346	168	67.32	32.68
5	23	15	7	15	513	23.49	44	2184	283	230	55.17	44.83
6	21	15	1	13	513	23.49	45	2184	265	248	51.66	48.34
7	12	15	1	14	513	23.49	46	2184	286	227	55.75	44.25
9	5	15	7	12	512	23.44	47	2184	135	377	26.37	73.63
7	19	15	1	18	509	23.31	48	2184	407	102	79.96	20.04
7	12	15	1	17	507	23.21	49	2184	345	162	68.05	31.95
5	24	15	1	14	506	23.17	50	2184	253	253	50.00	50.00
5	23	15	7	18	505	23.12	51	2184	375	130	74.26	25.74
5	24	15	1	11	500	22.89	52	2184	142	358	28.40	71.60
8	9	15	1	17	499	22.85	53	2184	342	157	68.54	31.46
5	25	15	2	11	498	22.80	54	2184	259	239	52.01	47.99
5	24	15	1	17	496	22.71	55	2184	350	146	70.56	29.44
9	7	15	2	15	496	22.71	56	2184	336	160	67.74	32.26
6	21	15	1	14	490	22.44	57	2184	273	217	55.71	44.29
7	26	15	1	15	490	22.44	58	2184	264	226	53.88	46.12
8	16	15	1	13	489	22.39	59	2184	261	228	53.37	46.63
12	24	15	5	17	488	22.34	60	2184	364	124	74.59	25.41
8	16	15	1	15	487	22.30	61	2184	274	213	56.26	43.74
7	19	15	1	12	485	22.21	62	2184	216	269	44.54	55.46
7	26	15	1	17	485	22.21	63	2184	311	174	64.12	35.88

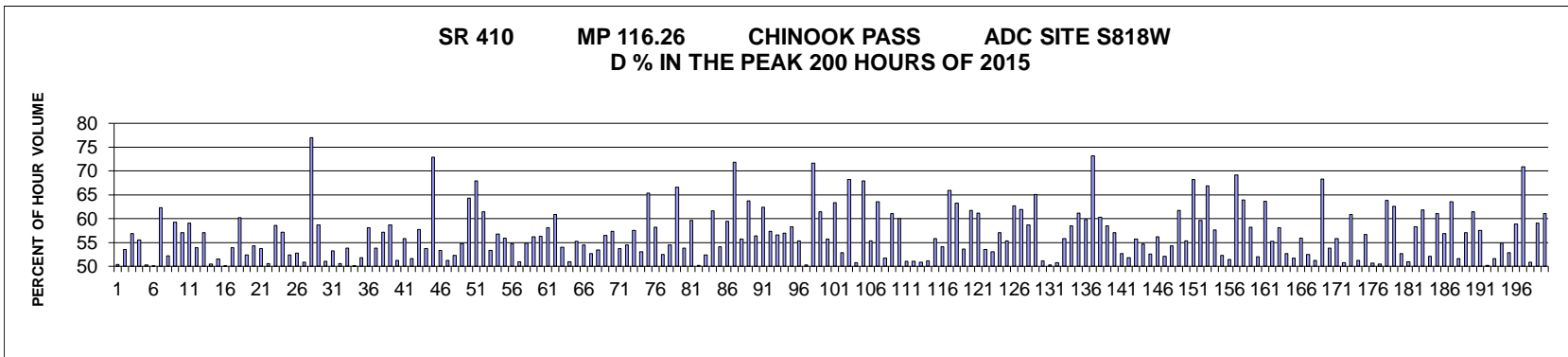
MO	DY	YR	DAY OF WK	HR	HR VOL	PERCENT OF AADT	HOUR NUMBER	AADT	EAST VOLUME	WEST VOLUME	PERCENT EAST IS OF TOTAL VOLUME	PERCENT WEST IS OF TOTAL VOLUME
7	12	15	1	16	483	22.12	64	2184	263	220	54.45	45.55
7	26	15	1	14	483	22.12	65	2184	279	204	57.76	42.24
8	9	15	1	16	477	21.84	66	2184	295	182	61.84	38.16
6	7	15	1	15	476	21.79	67	2184	249	227	52.31	47.69
5	24	15	1	19	473	21.66	68	2184	393	80	83.09	16.91
6	21	15	1	16	471	21.57	69	2184	260	211	55.20	44.80
5	24	15	1	10	470	21.52	70	2184	105	365	22.34	77.66
8	1	15	7	12	470	21.52	71	2184	204	266	43.40	56.60
6	21	15	1	17	469	21.47	72	2184	324	145	69.08	30.92
8	2	15	1	18	468	21.43	73	2184	376	92	80.34	19.66
9	5	15	7	18	463	21.20	74	2184	354	109	76.46	23.54
6	7	15	1	12	460	21.06	75	2184	225	235	48.91	51.09
8	16	15	1	14	460	21.06	76	2184	259	201	56.30	43.70
6	14	15	1	17	458	20.97	77	2184	273	185	59.61	40.39
6	14	15	1	13	457	20.92	78	2184	229	228	50.11	49.89
9	6	15	1	12	457	20.92	79	2184	160	297	35.01	64.99
7	12	15	1	12	456	20.88	80	2184	209	247	45.83	54.17
5	22	15	6	19	454	20.79	81	2184	140	314	30.84	69.16
6	14	15	1	15	454	20.79	82	2184	225	229	49.56	50.44
8	2	15	1	12	454	20.79	83	2184	226	228	49.78	50.22
5	22	15	6	17	453	20.74	84	2184	151	302	33.33	66.67
6	21	15	1	12	452	20.70	85	2184	225	227	49.78	50.22
6	7	15	1	13	450	20.60	86	2184	225	225	50.00	50.00
5	23	15	7	13	449	20.56	87	2184	138	311	30.73	69.27
7	12	15	1	13	449	20.56	88	2184	216	233	48.11	51.89
9	5	15	7	13	448	20.51	89	2184	130	318	29.02	70.98
5	22	15	6	18	446	20.42	90	2184	147	299	32.96	67.04
5	23	15	7	14	445	20.38	91	2184	168	277	37.75	62.25
6	14	15	1	16	445	20.38	92	2184	251	194	56.40	43.60
9	5	15	7	17	441	20.19	93	2184	299	142	67.80	32.20
12	24	15	5	18	441	20.19	94	2184	352	89	79.82	20.18
9	5	15	7	19	440	20.15	95	2184	368	72	83.64	16.36
6	14	15	1	14	439	20.10	96	2184	213	226	48.52	51.48
5	22	15	6	16	436	19.96	97	2184	150	286	34.40	65.60
8	1	15	7	11	436	19.96	98	2184	135	301	30.96	69.04
9	7	15	2	12	436	19.96	99	2184	231	205	52.98	47.02
8	9	15	1	13	435	19.92	100	2184	234	201	53.79	46.21
9	6	15	1	15	433	19.83	101	2184	259	174	59.82	40.18
7	18	15	7	12	432	19.78	102	2184	214	218	49.54	50.46
9	6	15	1	13	432	19.78	103	2184	162	270	37.50	62.50
8	16	15	1	16	431	19.73	104	2184	290	141	67.29	32.71
8	9	15	1	12	429	19.64	105	2184	217	212	50.58	49.42
5	22	15	6	20	428	19.60	106	2184	145	283	33.88	66.12
9	5	15	7	16	428	19.60	107	2184	284	144	66.36	33.64
9	6	15	1	18	427	19.55	108	2184	333	94	77.99	22.01
6	21	15	1	15	426	19.51	109	2184	219	207	51.41	48.59
9	6	15	1	17	426	19.51	110	2184	321	105	75.35	24.65
7	31	15	6	16	422	19.32	111	2184	153	269	36.26	63.74
8	1	15	7	13	421	19.28	112	2184	157	264	37.29	62.71

MO	DY	YR	DAY OF WK	HR	HR VOL	PERCENT OF AADT	HOUR NUMBER	AADT	EAST VOLUME	WEST VOLUME	PERCENT EAST IS OF TOTAL VOLUME	PERCENT WEST IS OF TOTAL VOLUME
7	26	15	1	12	420	19.23	113	2184	215	205	51.19	48.81
12	24	15	5	11	419	19.18	114	2184	72	347	17.18	82.82
6	7	15	1	16	418	19.14	115	2184	262	156	62.68	37.32
8	23	15	1	15	418	19.14	116	2184	270	148	64.59	35.41
9	7	15	2	17	418	19.14	117	2184	312	106	74.64	25.36
5	25	15	2	18	417	19.09	118	2184	298	119	71.46	28.54
9	6	15	1	16	417	19.09	119	2184	277	140	66.43	33.57
8	23	15	1	14	416	19.05	120	2184	242	174	58.17	41.83
5	22	15	6	15	413	18.91	121	2184	169	244	40.92	59.08
8	16	15	1	17	411	18.82	122	2184	275	136	66.91	33.09
12	24	15	5	22	411	18.82	123	2184	380	31	92.46	7.54
6	14	15	1	12	409	18.73	124	2184	203	206	49.63	50.37
8	2	15	1	11	407	18.64	125	2184	150	257	36.86	63.14
9	5	15	7	14	405	18.54	126	2184	160	245	39.51	60.49
12	24	15	5	21	403	18.45	127	2184	366	37	90.82	9.18
7	26	15	1	18	402	18.41	128	2184	280	122	69.65	30.35
8	23	15	1	16	401	18.36	129	2184	294	107	73.32	26.68
9	4	15	6	18	401	18.36	130	2184	137	264	34.16	65.84
8	16	15	1	12	399	18.27	131	2184	180	219	45.11	54.89
9	6	15	1	14	399	18.27	132	2184	190	209	47.62	52.38
8	1	15	7	17	398	18.22	133	2184	216	182	54.27	45.73
9	4	15	6	17	397	18.18	134	2184	181	216	45.59	54.41
7	18	15	7	14	396	18.13	135	2184	196	200	49.49	50.51
7	31	15	6	14	396	18.13	136	2184	167	229	42.17	57.83
12	26	15	7	14	395	18.09	137	2184	188	207	47.59	52.41
7	11	15	7	12	394	18.04	138	2184	151	243	38.32	61.68
7	25	15	7	12	394	18.04	139	2184	161	233	40.86	59.14
8	16	15	1	18	392	17.95	140	2184	251	141	64.03	35.97
7	24	15	6	17	391	17.90	141	2184	159	232	40.66	59.34
9	7	15	2	11	389	17.81	142	2184	191	198	49.10	50.90
9	7	15	2	18	388	17.77	143	2184	303	85	78.09	21.91
7	17	15	6	16	386	17.67	144	2184	142	244	36.79	63.21
8	9	15	1	18	386	17.67	145	2184	275	111	71.24	28.76
7	12	15	1	18	385	17.63	146	2184	278	107	72.21	27.79
7	31	15	6	18	385	17.63	147	2184	143	242	37.14	62.86
12	26	15	7	15	384	17.58	148	2184	236	148	61.46	38.54
7	17	15	6	17	382	17.49	149	2184	136	246	35.60	64.40
7	31	15	6	17	382	17.49	150	2184	139	243	36.39	63.61
8	8	15	7	12	380	17.40	151	2184	132	248	34.74	65.26
5	23	15	7	19	379	17.35	152	2184	276	103	72.82	27.18
7	19	15	1	19	378	17.31	153	2184	287	91	75.93	24.07
8	23	15	1	17	378	17.31	154	2184	265	113	70.11	29.89
9	20	15	1	15	378	17.31	155	2184	219	159	57.94	42.06
6	7	15	1	18	377	17.26	156	2184	263	114	69.76	30.24
6	21	15	1	18	377	17.26	157	2184	275	102	72.94	27.06
7	24	15	6	15	377	17.26	158	2184	166	211	44.03	55.97
9	6	15	1	11	377	17.26	159	2184	115	262	30.50	69.50
6	7	15	1	17	376	17.22	160	2184	250	126	66.49	33.51
7	18	15	7	11	376	17.22	161	2184	88	288	23.40	76.60

MO	DY	YR	DAY OF WK	HR	HR VOL	PERCENT OF AADT	HOUR NUMBER	AADT	EAST VOLUME	WEST VOLUME	PERCENT EAST IS OF TOTAL VOLUME	PERCENT WEST IS OF TOTAL VOLUME
6	6	15	7	14	373	17.08	162	2184	163	210	43.70	56.30
7	24	15	6	16	372	17.03	163	2184	156	216	41.94	58.06
9	20	15	1	14	372	17.03	164	2184	206	166	55.38	44.62
5	22	15	6	13	371	16.99	165	2184	131	240	35.31	64.69
9	4	15	6	16	369	16.90	166	2184	169	200	45.80	54.20
7	18	15	7	15	367	16.80	167	2184	160	207	43.60	56.40
7	24	15	6	18	367	16.80	168	2184	156	211	42.51	57.49
5	25	15	2	10	364	16.67	169	2184	142	222	39.01	60.99
8	1	15	7	14	363	16.62	170	2184	155	208	42.70	57.30
7	19	15	1	11	361	16.53	171	2184	145	216	40.17	59.83
5	23	15	7	9	360	16.48	172	2184	33	327	9.17	90.83
6	21	15	1	11	360	16.48	173	2184	157	203	43.61	56.39
10	25	15	1	15	360	16.48	174	2184	205	155	56.94	43.06
9	5	15	7	9	359	16.44	175	2184	49	310	13.65	86.35
5	24	15	1	20	358	16.39	176	2184	298	60	83.24	16.76
7	12	15	1	11	358	16.39	177	2184	172	186	48.04	51.96
7	12	15	1	19	358	16.39	178	2184	287	71	80.17	19.83
9	4	15	6	19	358	16.39	179	2184	114	244	31.84	68.16
9	5	15	7	15	357	16.35	180	2184	186	171	52.10	47.90
12	24	15	5	10	357	16.35	181	2184	69	288	19.33	80.67
7	17	15	6	14	356	16.30	182	2184	153	203	42.98	57.02
7	24	15	6	14	355	16.25	183	2184	141	214	39.72	60.28
8	1	15	7	16	354	16.21	184	2184	179	175	50.56	49.44
8	7	15	6	17	354	16.21	185	2184	151	203	42.66	57.34
8	14	15	6	15	354	16.21	186	2184	148	206	41.81	58.19
6	20	15	7	12	353	16.16	187	2184	147	206	41.64	58.36
7	11	15	7	16	353	16.16	188	2184	178	175	50.42	49.58
9	4	15	6	15	353	16.16	189	2184	142	211	40.23	59.77
5	22	15	6	14	352	16.12	190	2184	134	218	38.07	61.93
7	17	15	6	13	352	16.12	191	2184	148	204	42.05	57.95
7	18	15	7	16	351	16.07	192	2184	193	158	54.99	45.01
7	10	15	6	17	350	16.03	193	2184	133	217	38.00	62.00
8	7	15	6	14	349	15.98	194	2184	122	227	34.96	65.04
8	21	15	6	14	349	15.98	195	2184	138	211	39.54	60.46
9	6	15	1	10	348	15.93	196	2184	82	266	23.56	76.44
6	14	15	1	18	347	15.89	197	2184	239	108	68.88	31.12
7	25	15	7	11	347	15.89	198	2184	115	232	33.14	66.86
8	14	15	6	17	346	15.84	199	2184	133	213	38.44	61.56
4	19	15	1	15	344	15.75	200	2184	184	160	53.49	46.51



AADT= 2147 K 30 FACTOR= 19.24 K 100 FACTOR= 16.39 K 200 FACTOR= 14.35 D 100 FACTOR= 55.68



MO	DY	YR	DAY OF WK	HR	HR VOL	PERCENT OF AADT	HOUR NUMBER	AADT	EAST VOLUME	WEST VOLUME	PERCENT EAST IS OF TOTAL VOLUME	PERCENT WEST IS OF TOTAL VOLUME
7	19	15	1	14	518	24.13	1	2147	257	261	49.61	50.39
5	25	15	2	14	506	23.57	2	2147	271	235	53.56	46.44
7	19	15	1	13	498	23.20	3	2147	215	283	43.17	56.83
5	25	15	2	13	490	22.82	4	2147	272	218	55.51	44.49
5	25	15	2	12	489	22.78	5	2147	246	243	50.31	49.69
8	2	15	1	13	485	22.59	6	2147	242	243	49.90	50.10
7	19	15	1	12	483	22.50	7	2147	182	301	37.68	62.32
6	28	15	1	13	466	21.70	8	2147	223	243	47.85	52.15
6	28	15	1	15	464	21.61	9	2147	189	275	40.73	59.27
7	5	15	1	14	452	21.05	10	2147	194	258	42.92	57.08
7	19	15	1	15	452	21.05	11	2147	267	185	59.07	40.93
7	5	15	1	15	447	20.82	12	2147	206	241	46.09	53.91
7	18	15	7	13	445	20.73	13	2147	191	254	42.92	57.08

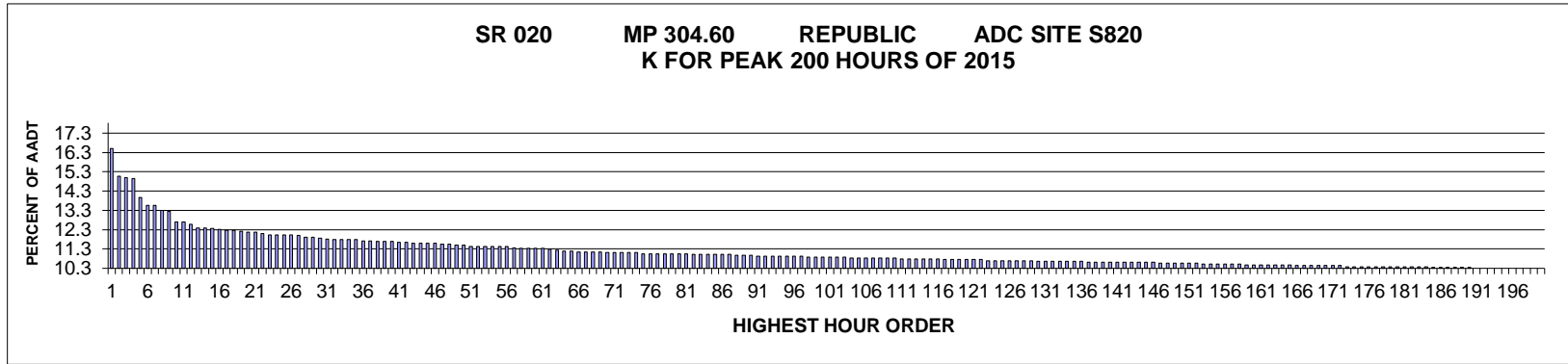
MO	DY	YR	DAY OF WK	HR	HR VOL	PERCENT OF AADT	HOUR NUMBER	AADT	EAST VOLUME	WEST VOLUME	PERCENT EAST IS OF TOTAL VOLUME	PERCENT WEST IS OF TOTAL VOLUME
7	5	15	1	13	436	20.31	14	2147	220	216	50.46	49.54
6	28	15	1	12	435	20.26	15	2147	211	224	48.51	51.49
8	16	15	1	14	433	20.17	16	2147	217	216	50.12	49.88
7	18	15	7	15	432	20.12	17	2147	233	199	53.94	46.06
7	19	15	1	16	432	20.12	18	2147	260	172	60.19	39.81
8	9	15	1	14	428	19.93	19	2147	224	204	52.34	47.66
5	25	15	2	15	427	19.89	20	2147	232	195	54.33	45.67
6	27	15	7	17	426	19.84	21	2147	229	197	53.76	46.24
7	26	15	1	14	423	19.70	22	2147	209	214	49.41	50.59
6	28	15	1	14	422	19.66	23	2147	175	247	41.47	58.53
5	25	15	2	11	420	19.56	24	2147	240	180	57.14	42.86
7	26	15	1	13	420	19.56	25	2147	200	220	47.62	52.38
8	16	15	1	15	419	19.52	26	2147	221	198	52.74	47.26
9	7	15	2	14	419	19.52	27	2147	206	213	49.16	50.84
7	19	15	1	18	417	19.42	28	2147	321	96	76.98	23.02
8	2	15	1	12	414	19.28	29	2147	171	243	41.30	58.70
5	24	15	1	13	413	19.24	30	2147	211	202	51.09	48.91
7	12	15	1	12	413	19.24	31	2147	193	220	46.73	53.27
8	2	15	1	14	411	19.14	32	2147	203	208	49.39	50.61
9	7	15	2	13	411	19.14	33	2147	190	221	46.23	53.77
6	28	15	1	16	409	19.05	34	2147	205	204	50.12	49.88
6	21	15	1	13	407	18.96	35	2147	196	211	48.16	51.84
6	7	15	1	13	406	18.91	36	2147	170	236	41.87	58.13
7	26	15	1	15	405	18.86	37	2147	218	187	53.83	46.17
7	18	15	7	16	404	18.82	38	2147	231	173	57.18	42.82
7	25	15	7	12	404	18.82	39	2147	167	237	41.34	58.66
6	21	15	1	14	398	18.54	40	2147	194	204	48.74	51.26
8	16	15	1	16	398	18.54	41	2147	222	176	55.78	44.22
8	9	15	1	13	397	18.49	42	2147	205	192	51.64	48.36
7	5	15	1	12	393	18.30	43	2147	166	227	42.24	57.76
7	25	15	7	14	393	18.30	44	2147	211	182	53.69	46.31
7	19	15	1	17	391	18.21	45	2147	285	106	72.89	27.11
6	7	15	1	14	390	18.16	46	2147	182	208	46.67	53.33
6	21	15	1	12	390	18.16	47	2147	190	200	48.72	51.28
7	12	15	1	14	390	18.16	48	2147	186	204	47.69	52.31
6	21	15	1	15	387	18.03	49	2147	212	175	54.78	45.22
6	27	15	7	15	387	18.03	50	2147	138	249	35.66	64.34
7	4	15	7	12	386	17.98	51	2147	124	262	32.12	67.88
7	5	15	1	17	386	17.98	52	2147	237	149	61.40	38.60
8	1	15	7	16	386	17.98	53	2147	180	206	46.63	53.37
7	18	15	7	17	384	17.89	54	2147	218	166	56.77	43.23
9	12	15	7	15	381	17.75	55	2147	168	213	44.09	55.91
7	5	15	1	16	380	17.70	56	2147	208	172	54.74	45.26
7	12	15	1	15	379	17.65	57	2147	193	186	50.92	49.08
7	18	15	7	14	379	17.65	58	2147	171	208	45.12	54.88

MO	DY	YR	DAY OF WK	HR	HR VOL	PERCENT OF AADT	HOUR NUMBER	AADT	EAST VOLUME	WEST VOLUME	PERCENT EAST IS OF TOTAL VOLUME	PERCENT WEST IS OF TOTAL VOLUME
6	27	15	7	18	377	17.56	59	2147	212	165	56.23	43.77
8	22	15	7	14	375	17.47	60	2147	164	211	43.73	56.27
8	22	15	7	16	375	17.47	61	2147	218	157	58.13	41.87
8	22	15	7	13	373	17.37	62	2147	146	227	39.14	60.86
8	2	15	1	15	372	17.33	63	2147	171	201	45.97	54.03
5	25	15	2	17	371	17.28	64	2147	189	182	50.94	49.06
8	22	15	7	15	371	17.28	65	2147	166	205	44.74	55.26
9	7	15	2	16	371	17.28	66	2147	202	169	54.45	45.55
9	6	15	1	13	370	17.23	67	2147	195	175	52.70	47.30
7	25	15	7	13	369	17.19	68	2147	172	197	46.61	53.39
5	24	15	1	15	368	17.14	69	2147	160	208	43.48	56.52
9	5	15	7	13	368	17.14	70	2147	157	211	42.66	57.34
9	7	15	2	12	367	17.09	71	2147	170	197	46.32	53.68
9	7	15	2	15	367	17.09	72	2147	167	200	45.50	54.50
9	12	15	7	13	367	17.09	73	2147	156	211	42.51	57.49
5	25	15	2	16	366	17.05	74	2147	172	194	46.99	53.01
7	12	15	1	17	366	17.05	75	2147	239	127	65.30	34.70
8	2	15	1	16	366	17.05	76	2147	213	153	58.20	41.80
9	5	15	7	15	366	17.05	77	2147	174	192	47.54	52.46
6	14	15	1	15	365	17.00	78	2147	166	199	45.48	54.52
7	18	15	7	12	365	17.00	79	2147	122	243	33.42	66.58
6	28	15	1	17	364	16.95	80	2147	196	168	53.85	46.15
9	13	15	1	15	364	16.95	81	2147	217	147	59.62	40.38
6	7	15	1	16	363	16.91	82	2147	181	182	49.86	50.14
6	14	15	1	14	363	16.91	83	2147	190	173	52.34	47.66
6	21	15	1	17	362	16.86	84	2147	223	139	61.60	38.40
7	12	15	1	16	362	16.86	85	2147	196	166	54.14	45.86
8	9	15	1	16	362	16.86	86	2147	215	147	59.39	40.61
9	13	15	1	17	362	16.86	87	2147	260	102	71.82	28.18
6	20	15	7	14	361	16.81	88	2147	160	201	44.32	55.68
6	27	15	7	12	361	16.81	89	2147	131	230	36.29	63.71
6	28	15	1	11	360	16.77	90	2147	157	203	43.61	56.39
6	28	15	1	18	359	16.72	91	2147	224	135	62.40	37.60
7	12	15	1	13	359	16.72	92	2147	153	206	42.62	57.38
8	16	15	1	13	359	16.72	93	2147	203	156	56.55	43.45
6	27	15	7	16	358	16.67	94	2147	154	204	43.02	56.98
8	9	15	1	12	357	16.63	95	2147	149	208	41.74	58.26
5	24	15	1	14	354	16.49	96	2147	158	196	44.63	55.37
7	26	15	1	12	354	16.49	97	2147	176	178	49.72	50.28
7	18	15	7	11	353	16.44	98	2147	100	253	28.33	71.67
7	26	15	1	16	353	16.44	99	2147	217	136	61.47	38.53
8	1	15	7	15	352	16.39	100	2147	156	196	44.32	55.68
8	8	15	7	12	352	16.39	101	2147	129	223	36.65	63.35
7	3	15	6	14	350	16.30	102	2147	165	185	47.14	52.86
5	22	15	6	18	349	16.26	103	2147	111	238	31.81	68.19

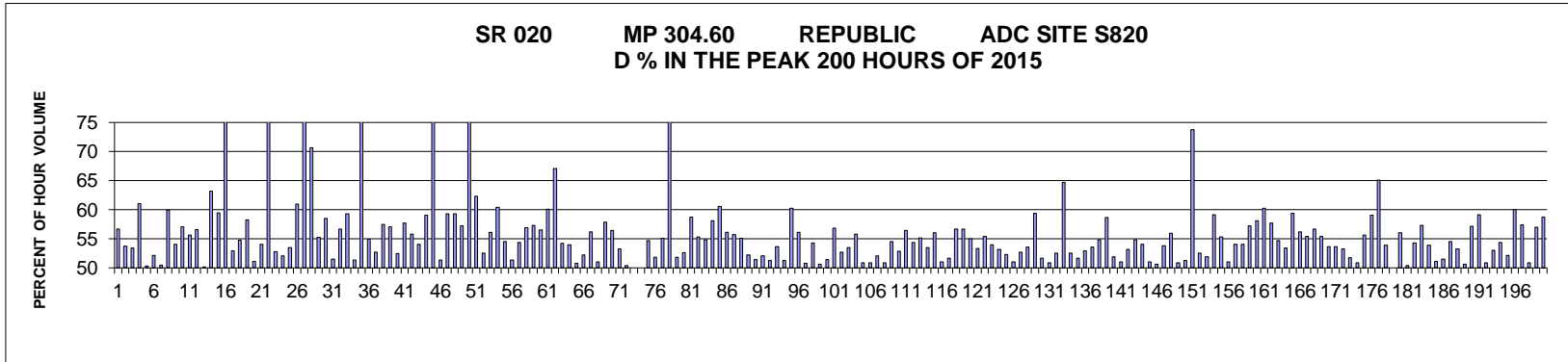
MO	DY	YR	DAY OF WK	HR	HR VOL	PERCENT OF AADT	HOUR NUMBER	AADT	EAST VOLUME	WEST VOLUME	PERCENT EAST IS OF TOTAL VOLUME	PERCENT WEST IS OF TOTAL VOLUME
6	7	15	1	15	349	16.26	104	2147	177	172	50.72	49.28
8	9	15	1	17	349	16.26	105	2147	237	112	67.91	32.09
8	16	15	1	12	349	16.26	106	2147	156	193	44.70	55.30
6	14	15	1	17	348	16.21	107	2147	221	127	63.51	36.49
8	9	15	1	15	348	16.21	108	2147	180	168	51.72	48.28
8	2	15	1	17	347	16.16	109	2147	212	135	61.10	38.90
5	23	15	7	14	345	16.07	110	2147	138	207	40.00	60.00
9	5	15	7	16	345	16.07	111	2147	176	169	51.01	48.99
9	13	15	1	12	345	16.07	112	2147	176	169	51.01	48.99
5	24	15	1	12	344	16.02	113	2147	169	175	49.13	50.87
6	14	15	1	16	344	16.02	114	2147	176	168	51.16	48.84
7	25	15	7	15	344	16.02	115	2147	192	152	55.81	44.19
8	23	15	1	15	344	16.02	116	2147	186	158	54.07	45.93
7	4	15	7	11	343	15.98	117	2147	117	226	34.11	65.89
7	18	15	7	18	343	15.98	118	2147	217	126	63.27	36.73
8	8	15	7	17	343	15.98	119	2147	159	184	46.36	53.64
6	7	15	1	12	342	15.93	120	2147	131	211	38.30	61.70
6	21	15	1	16	342	15.93	121	2147	209	133	61.11	38.89
9	6	15	1	12	342	15.93	122	2147	159	183	46.49	53.51
7	11	15	7	14	341	15.88	123	2147	160	181	46.92	53.08
6	20	15	7	17	340	15.84	124	2147	194	146	57.06	42.94
7	25	15	7	17	340	15.84	125	2147	188	152	55.29	44.71
8	8	15	7	14	340	15.84	126	2147	127	213	37.35	62.65
5	10	15	1	13	339	15.79	127	2147	129	210	38.05	61.95
9	5	15	7	14	339	15.79	128	2147	140	199	41.30	58.70
7	5	15	1	18	338	15.74	129	2147	220	118	65.09	34.91
8	16	15	1	17	338	15.74	130	2147	173	165	51.18	48.82
8	23	15	1	16	338	15.74	131	2147	170	168	50.30	49.70
5	23	15	7	16	337	15.70	132	2147	166	171	49.26	50.74
6	14	15	1	12	337	15.70	133	2147	149	188	44.21	55.79
7	19	15	1	11	337	15.70	134	2147	140	197	41.54	58.46
9	13	15	1	16	337	15.70	135	2147	206	131	61.13	38.87
6	27	15	7	14	336	15.65	136	2147	135	201	40.18	59.82
8	2	15	1	18	336	15.65	137	2147	246	90	73.21	26.79
9	12	15	7	14	335	15.60	138	2147	133	202	39.70	60.30
9	12	15	7	17	335	15.60	139	2147	139	196	41.49	58.51
9	20	15	1	14	335	15.60	140	2147	144	191	42.99	57.01
5	23	15	7	12	332	15.46	141	2147	157	175	47.29	52.71
6	20	15	7	15	332	15.46	142	2147	172	160	51.81	48.19
9	5	15	7	17	332	15.46	143	2147	147	185	44.28	55.72
9	5	15	7	12	331	15.42	144	2147	150	181	45.32	54.68
9	12	15	7	16	331	15.42	145	2147	157	174	47.43	52.57
9	13	15	1	14	331	15.42	146	2147	186	145	56.19	43.81
5	10	15	1	15	330	15.37	147	2147	172	158	52.12	47.88
8	23	15	1	14	330	15.37	148	2147	179	151	54.24	45.76

MO	DY	YR	DAY OF WK	HR	HR VOL	PERCENT OF AADT	HOUR NUMBER	AADT	EAST VOLUME	WEST VOLUME	PERCENT EAST IS OF TOTAL VOLUME	PERCENT WEST IS OF TOTAL VOLUME
7	25	15	7	16	329	15.32	149	2147	203	126	61.70	38.30
8	8	15	7	13	329	15.32	150	2147	147	182	44.68	55.32
9	11	15	6	17	327	15.23	151	2147	104	223	31.80	68.20
9	12	15	7	12	327	15.23	152	2147	132	195	40.37	59.63
7	4	15	7	13	326	15.18	153	2147	108	218	33.13	66.87
7	11	15	7	13	326	15.18	154	2147	138	188	42.33	57.67
7	4	15	7	15	325	15.14	155	2147	155	170	47.69	52.31
8	8	15	7	16	325	15.14	156	2147	158	167	48.62	51.38
5	22	15	6	17	324	15.09	157	2147	100	224	30.86	69.14
9	11	15	6	16	324	15.09	158	2147	117	207	36.11	63.89
6	21	15	1	11	323	15.04	159	2147	135	188	41.80	58.20
9	20	15	1	15	323	15.04	160	2147	168	155	52.01	47.99
6	27	15	7	13	322	15.00	161	2147	117	205	36.34	63.66
7	3	15	6	13	322	15.00	162	2147	144	178	44.72	55.28
8	1	15	7	13	322	15.00	163	2147	135	187	41.93	58.07
5	23	15	7	13	321	14.95	164	2147	152	169	47.35	52.65
8	8	15	7	15	321	14.95	165	2147	166	155	51.71	48.29
5	23	15	7	15	320	14.90	166	2147	141	179	44.06	55.94
6	6	15	7	17	320	14.90	167	2147	152	168	47.50	52.50
8	23	15	1	13	320	14.90	168	2147	164	156	51.25	48.75
7	5	15	1	19	319	14.86	169	2147	218	101	68.34	31.66
9	7	15	2	11	318	14.81	170	2147	147	171	46.23	53.77
6	14	15	1	13	317	14.76	171	2147	140	177	44.16	55.84
8	15	15	7	17	317	14.76	172	2147	156	161	49.21	50.79
9	7	15	2	17	317	14.76	173	2147	193	124	60.88	39.12
7	3	15	6	15	316	14.72	174	2147	154	162	48.73	51.27
7	12	15	1	11	316	14.72	175	2147	137	179	43.35	56.65
9	20	15	1	13	316	14.72	176	2147	156	160	49.37	50.63
5	24	15	1	16	315	14.67	177	2147	156	159	49.52	50.48
8	1	15	7	12	315	14.67	178	2147	114	201	36.19	63.81
8	1	15	7	14	315	14.67	179	2147	118	197	37.46	62.54
8	1	15	7	17	315	14.67	180	2147	166	149	52.70	47.30
5	31	15	1	13	314	14.63	181	2147	154	160	49.04	50.96
6	20	15	7	13	314	14.63	182	2147	131	183	41.72	58.28
7	3	15	6	12	314	14.63	183	2147	120	194	38.22	61.78
5	30	15	7	16	313	14.58	184	2147	150	163	47.92	52.08
6	7	15	1	17	313	14.58	185	2147	191	122	61.02	38.98
7	4	15	7	14	313	14.58	186	2147	135	178	43.13	56.87
7	26	15	1	11	313	14.58	187	2147	114	199	36.42	63.58
8	15	15	7	15	312	14.53	188	2147	151	161	48.40	51.60
9	19	15	7	14	312	14.53	189	2147	134	178	42.95	57.05
6	27	15	7	11	311	14.49	190	2147	120	191	38.59	61.41
7	11	15	7	16	311	14.49	191	2147	179	132	57.56	42.44
7	24	15	6	16	311	14.49	192	2147	156	155	50.16	49.84
5	23	15	7	17	310	14.44	193	2147	160	150	51.61	48.39

MO	DY	YR	DAY OF WK	HR	HR VOL	PERCENT OF AADT	HOUR NUMBER	AADT	EAST VOLUME	WEST VOLUME	PERCENT EAST IS OF TOTAL VOLUME	PERCENT WEST IS OF TOTAL VOLUME
5	24	15	1	17	310	14.44	194	2147	170	140	54.84	45.16
7	5	15	1	11	310	14.44	195	2147	146	164	47.10	52.90
5	10	15	1	17	309	14.39	196	2147	182	127	58.90	41.10
7	18	15	7	10	309	14.39	197	2147	90	219	29.13	70.87
9	13	15	1	13	309	14.39	198	2147	157	152	50.81	49.19
5	10	15	1	16	308	14.35	199	2147	182	126	59.09	40.91
8	15	15	7	13	308	14.35	200	2147	120	188	38.96	61.04



AADT= 2239 K 30 FACTOR= 11.84 K 100 FACTOR= 10.85 K 200 FACTOR= 10.27 D 30 FACTOR= 58.49



MO	DY	YR	DAY OF WK	HR	HR VOL	PERCENT OF AADT	HOUR NUMBER	AADT	EAST VOLUME	WEST VOLUME	PERCENT EAST IS OF TOTAL VOLUME	PERCENT WEST IS OF TOTAL VOLUME
8	15	15	7	11	369	16.48	1	2,239	160	209	43.36	56.64
8	14	15	6	14	337	15.05	2	2,239	181	156	53.71	46.29
8	14	15	6	15	335	14.96	3	2,239	179	156	53.43	46.57
8	15	15	7	10	334	14.92	4	2,239	130	204	38.92	61.08
7	31	15	6	13	312	13.93	5	2,239	155	157	49.68	50.32
8	14	15	6	13	303	13.53	6	2,239	158	145	52.15	47.85
8	14	15	6	17	303	13.53	7	2,239	153	150	50.50	49.50
8	14	15	6	12	297	13.26	8	2,239	119	178	40.07	59.93
8	15	15	7	13	296	13.22	9	2,239	136	160	45.95	54.05
10	16	15	6	15	284	12.68	10	2,239	162	122	57.04	42.96
10	16	15	6	16	284	12.68	11	2,239	158	126	55.63	44.37
7	31	15	6	15	281	12.55	12	2,239	159	122	56.58	43.42
7	3	15	6	12	277	12.37	13	2,239	138	139	49.82	50.18

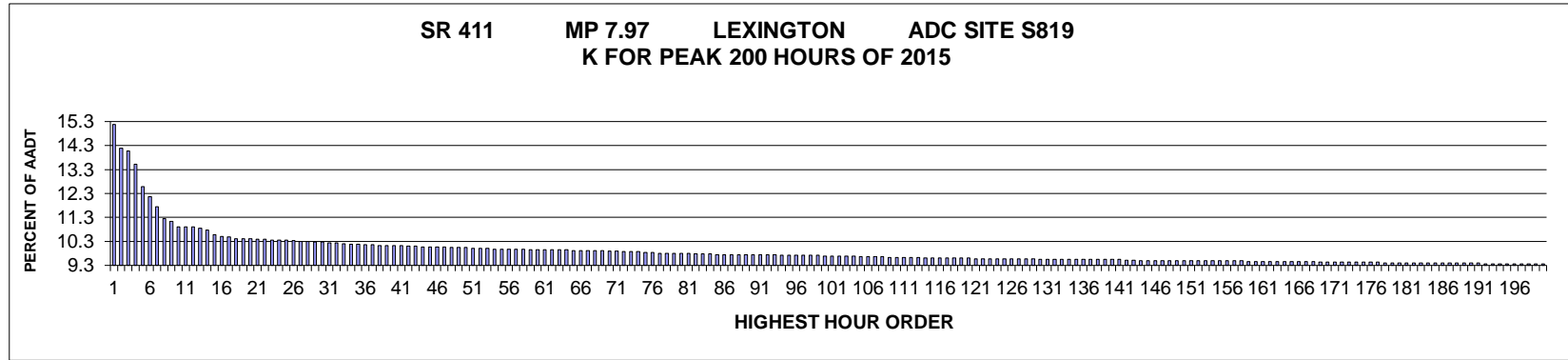
MO	DY	YR	DAY OF WK	HR	HR VOL	PERCENT OF AADT	HOUR NUMBER	AADT	EAST VOLUME	WEST VOLUME	PERCENT EAST IS OF TOTAL VOLUME	PERCENT WEST IS OF TOTAL VOLUME
10	16	15	6	17	277	12.37	14	2,239	175	102	63.18	36.82
8	23	15	1	16	276	12.33	15	2,239	112	164	40.58	59.42
9	8	15	3	8	275	12.28	16	2,239	60	215	21.82	78.18
5	27	15	4	17	274	12.24	17	2,239	129	145	47.08	52.92
10	9	15	6	15	274	12.24	18	2,239	124	150	45.26	54.74
10	16	15	6	12	273	12.19	19	2,239	159	114	58.24	41.76
8	7	15	6	12	272	12.15	20	2,239	139	133	51.10	48.90
8	14	15	6	16	272	12.15	21	2,239	125	147	45.96	54.04
9	11	15	6	8	270	12.06	22	2,239	45	225	16.67	83.33
6	22	15	2	13	269	12.01	23	2,239	142	127	52.79	47.21
7	6	15	2	13	269	12.01	24	2,239	140	129	52.04	47.96
8	17	15	2	12	269	12.01	25	2,239	125	144	46.47	53.53
10	16	15	6	13	269	12.01	26	2,239	164	105	60.97	39.03
9	10	15	5	8	268	11.97	27	2,239	56	212	20.90	79.10
6	13	15	7	12	266	11.88	28	2,239	78	188	29.32	70.68
7	31	15	6	14	266	11.88	29	2,239	147	119	55.26	44.74
7	31	15	6	16	265	11.84	30	2,239	155	110	58.49	41.51
8	3	15	2	13	264	11.79	31	2,239	136	128	51.52	48.48
5	22	15	6	16	263	11.75	32	2,239	149	114	56.65	43.35
7	24	15	6	16	263	11.75	33	2,239	156	107	59.32	40.68
8	3	15	2	11	263	11.75	34	2,239	128	135	48.67	51.33
9	16	15	4	8	263	11.75	35	2,239	58	205	22.05	77.95
8	3	15	2	14	262	11.70	36	2,239	144	118	54.96	45.04
8	15	15	7	14	262	11.70	37	2,239	124	138	47.33	52.67
5	22	15	6	15	261	11.66	38	2,239	150	111	57.47	42.53
8	15	15	7	12	261	11.66	39	2,239	112	149	42.91	57.09
10	22	15	5	15	261	11.66	40	2,239	137	124	52.49	47.51
8	14	15	6	11	260	11.61	41	2,239	110	150	42.31	57.69
8	14	15	6	18	260	11.61	42	2,239	145	115	55.77	44.23
5	23	15	7	12	259	11.57	43	2,239	119	140	45.95	54.05
7	10	15	6	14	259	11.57	44	2,239	153	106	59.07	40.93
9	17	15	5	8	259	11.57	45	2,239	59	200	22.78	77.22
10	19	15	2	13	259	11.57	46	2,239	133	126	51.35	48.65
7	6	15	2	17	258	11.52	47	2,239	153	105	59.30	40.70
7	11	15	7	12	258	11.52	48	2,239	153	105	59.30	40.70
7	28	15	3	17	257	11.48	49	2,239	147	110	57.20	42.80
9	9	15	4	8	257	11.48	50	2,239	56	201	21.79	78.21
4	18	15	7	14	255	11.39	51	2,239	96	159	37.65	62.35
6	19	15	6	14	255	11.39	52	2,239	121	134	47.45	52.55
7	3	15	6	13	255	11.39	53	2,239	143	112	56.08	43.92
8	7	15	6	11	255	11.39	54	2,239	101	154	39.61	60.39
8	14	15	6	10	255	11.39	55	2,239	116	139	45.49	54.51
10	9	15	6	17	255	11.39	56	2,239	124	131	48.63	51.37
11	4	15	4	17	254	11.34	57	2,239	138	116	54.33	45.67
2	3	15	3	17	253	11.30	58	2,239	109	144	43.08	56.92

MO	DY	YR	DAY OF WK	HR	HR VOL	PERCENT OF AADT	HOUR NUMBER	AADT	EAST VOLUME	WEST VOLUME	PERCENT EAST IS OF TOTAL VOLUME	PERCENT WEST IS OF TOTAL VOLUME
4	17	15	6	13	253	11.30	59	2,239	145	108	57.31	42.69
7	22	15	4	12	253	11.30	60	2,239	110	143	43.48	56.52
10	16	15	6	14	253	11.30	61	2,239	152	101	60.08	39.92
6	13	15	7	14	252	11.26	62	2,239	169	83	67.06	32.94
7	19	15	1	11	251	11.21	63	2,239	115	136	45.82	54.18
7	10	15	6	15	250	11.17	64	2,239	115	135	46.00	54.00
8	1	15	7	14	250	11.17	65	2,239	123	127	49.20	50.80
6	11	15	5	17	249	11.12	66	2,239	130	119	52.21	47.79
7	16	15	5	17	249	11.12	67	2,239	140	109	56.22	43.78
8	13	15	5	15	249	11.12	68	2,239	122	127	49.00	51.00
8	18	15	3	13	249	11.12	69	2,239	144	105	57.83	42.17
5	15	15	6	17	248	11.08	70	2,239	140	108	56.45	43.55
7	10	15	6	12	248	11.08	71	2,239	132	116	53.23	46.77
7	24	15	6	14	248	11.08	72	2,239	123	125	49.60	50.40
8	1	15	7	13	248	11.08	73	2,239	124	124	50.00	50.00
12	9	15	4	13	248	11.08	74	2,239	124	124	50.00	50.00
7	3	15	6	14	247	11.03	75	2,239	135	112	54.66	45.34
7	8	15	4	13	247	11.03	76	2,239	128	119	51.82	48.18
7	10	15	6	13	247	11.03	77	2,239	136	111	55.06	44.94
9	18	15	6	8	247	11.03	78	2,239	53	194	21.46	78.54
10	8	15	5	15	247	11.03	79	2,239	128	119	51.82	48.18
10	19	15	2	17	247	11.03	80	2,239	130	117	52.63	47.37
10	23	15	6	16	247	11.03	81	2,239	145	102	58.70	41.30
5	22	15	6	17	246	10.99	82	2,239	136	110	55.28	44.72
6	25	15	5	14	246	10.99	83	2,239	135	111	54.88	45.12
7	23	15	5	17	246	10.99	84	2,239	143	103	58.13	41.87
8	18	15	3	14	246	10.99	85	2,239	149	97	60.57	39.43
8	20	15	5	17	246	10.99	86	2,239	138	108	56.10	43.90
10	21	15	4	17	246	10.99	87	2,239	137	109	55.69	44.31
5	15	15	6	15	245	10.94	88	2,239	135	110	55.10	44.90
5	23	15	7	13	245	10.94	89	2,239	117	128	47.76	52.24
7	27	15	2	13	245	10.94	90	2,239	126	119	51.43	48.57
5	18	15	2	17	244	10.90	91	2,239	127	117	52.05	47.95
6	12	15	6	16	244	10.90	92	2,239	119	125	48.77	51.23
7	16	15	5	14	244	10.90	93	2,239	131	113	53.69	46.31
7	17	15	6	14	244	10.90	94	2,239	125	119	51.23	48.77
7	25	15	7	15	244	10.90	95	2,239	97	147	39.75	60.25
7	30	15	5	15	244	10.90	96	2,239	137	107	56.15	43.85
8	29	15	7	12	244	10.90	97	2,239	124	120	50.82	49.18
6	26	15	6	12	243	10.85	98	2,239	132	111	54.32	45.68
7	13	15	2	13	243	10.85	99	2,239	123	120	50.62	49.38
7	24	15	6	17	243	10.85	100	2,239	125	118	51.44	48.56
7	25	15	7	16	243	10.85	101	2,239	138	105	56.79	43.21
8	11	15	3	12	243	10.85	102	2,239	115	128	47.33	52.67
10	2	15	6	15	243	10.85	103	2,239	130	113	53.50	46.50

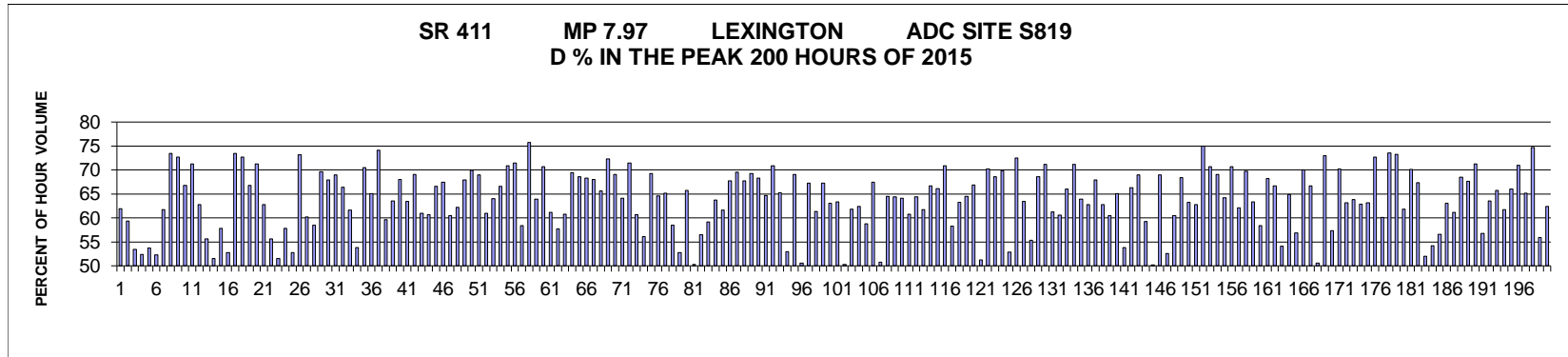
MO	DY	YR	DAY OF WK	HR	HR VOL	PERCENT OF AADT	HOUR NUMBER	AADT	EAST VOLUME	WEST VOLUME	PERCENT EAST IS OF TOTAL VOLUME	PERCENT WEST IS OF TOTAL VOLUME
6	26	15	6	13	242	10.81	104	2,239	107	135	44.21	55.79
7	17	15	6	17	242	10.81	105	2,239	123	119	50.83	49.17
7	24	15	6	13	242	10.81	106	2,239	119	123	49.17	50.83
7	29	15	4	13	242	10.81	107	2,239	126	116	52.07	47.93
8	19	15	4	17	242	10.81	108	2,239	123	119	50.83	49.17
9	25	15	6	15	242	10.81	109	2,239	132	110	54.55	45.45
10	21	15	4	13	242	10.81	110	2,239	114	128	47.11	52.89
5	1	15	6	14	241	10.76	111	2,239	136	105	56.43	43.57
5	8	15	6	15	241	10.76	112	2,239	131	110	54.36	45.64
7	15	15	4	14	241	10.76	113	2,239	133	108	55.19	44.81
7	17	15	6	13	241	10.76	114	2,239	129	112	53.53	46.47
10	15	15	5	17	241	10.76	115	2,239	135	106	56.02	43.98
10	20	15	3	14	241	10.76	116	2,239	118	123	48.96	51.04
5	11	15	2	17	240	10.72	117	2,239	116	124	48.33	51.67
6	24	15	4	17	240	10.72	118	2,239	136	104	56.67	43.33
7	11	15	7	14	240	10.72	119	2,239	136	104	56.67	43.33
7	16	15	5	13	240	10.72	120	2,239	108	132	45.00	55.00
7	20	15	2	13	240	10.72	121	2,239	112	128	46.67	53.33
7	31	15	6	12	240	10.72	122	2,239	107	133	44.58	55.42
1	2	15	6	13	239	10.67	123	2,239	129	110	53.97	46.03
7	2	15	5	15	239	10.67	124	2,239	127	112	53.14	46.86
7	24	15	6	11	239	10.67	125	2,239	114	125	47.70	52.30
7	31	15	6	11	239	10.67	126	2,239	122	117	51.05	48.95
8	7	15	6	16	239	10.67	127	2,239	113	126	47.28	52.72
8	21	15	6	15	239	10.67	128	2,239	111	128	46.44	53.56
8	24	15	2	13	239	10.67	129	2,239	142	97	59.41	40.59
7	17	15	6	15	238	10.63	130	2,239	123	115	51.68	48.32
7	30	15	5	17	238	10.63	131	2,239	121	117	50.84	49.16
8	6	15	5	14	238	10.63	132	2,239	125	113	52.52	47.48
8	23	15	1	18	238	10.63	133	2,239	154	84	64.71	35.29
9	21	15	2	16	238	10.63	134	2,239	113	125	47.48	52.52
10	9	15	6	16	238	10.63	135	2,239	123	115	51.68	48.32
10	21	15	4	14	238	10.63	136	2,239	126	112	52.94	47.06
6	12	15	6	14	237	10.59	137	2,239	127	110	53.59	46.41
6	22	15	2	17	237	10.59	138	2,239	130	107	54.85	45.15
6	26	15	6	17	237	10.59	139	2,239	139	98	58.65	41.35
7	3	15	6	11	237	10.59	140	2,239	114	123	48.10	51.90
7	15	15	4	13	237	10.59	141	2,239	116	121	48.95	51.05
7	24	15	6	15	237	10.59	142	2,239	126	111	53.16	46.84
8	12	15	4	17	237	10.59	143	2,239	130	107	54.85	45.15
8	13	15	5	14	237	10.59	144	2,239	128	109	54.01	45.99
8	15	15	7	9	237	10.59	145	2,239	116	121	48.95	51.05
9	3	15	5	14	237	10.59	146	2,239	117	120	49.37	50.63
7	17	15	6	11	236	10.54	147	2,239	109	127	46.19	53.81
7	31	15	6	17	236	10.54	148	2,239	132	104	55.93	44.07

MO	DY	YR	DAY OF WK	HR	HR VOL	PERCENT OF AADT	HOUR NUMBER	AADT	EAST VOLUME	WEST VOLUME	PERCENT EAST IS OF TOTAL VOLUME	PERCENT WEST IS OF TOTAL VOLUME
8	17	15	2	17	236	10.54	149	2,239	120	116	50.85	49.15
8	18	15	3	17	236	10.54	150	2,239	121	115	51.27	48.73
9	3	15	5	9	236	10.54	151	2,239	62	174	26.27	73.73
10	21	15	4	12	236	10.54	152	2,239	112	124	47.46	52.54
5	12	15	3	17	235	10.50	153	2,239	113	122	48.09	51.91
6	13	15	7	11	235	10.50	154	2,239	96	139	40.85	59.15
7	17	15	6	16	235	10.50	155	2,239	130	105	55.32	44.68
7	19	15	1	13	235	10.50	156	2,239	115	120	48.94	51.06
8	6	15	5	13	235	10.50	157	2,239	108	127	45.96	54.04
9	8	15	3	15	235	10.50	158	2,239	127	108	54.04	45.96
5	21	15	5	16	234	10.45	159	2,239	134	100	57.26	42.74
5	23	15	7	10	234	10.45	160	2,239	98	136	41.88	58.12
6	13	15	7	15	234	10.45	161	2,239	141	93	60.26	39.74
6	19	15	6	15	234	10.45	162	2,239	99	135	42.31	57.69
7	2	15	5	14	234	10.45	163	2,239	128	106	54.70	45.30
7	31	15	6	18	234	10.45	164	2,239	125	109	53.42	46.58
9	11	15	6	15	234	10.45	165	2,239	139	95	59.40	40.60
5	27	15	4	15	233	10.41	166	2,239	131	102	56.22	43.78
7	14	15	3	12	233	10.41	167	2,239	129	104	55.36	44.64
7	19	15	1	14	233	10.41	168	2,239	132	101	56.65	43.35
7	23	15	5	15	233	10.41	169	2,239	129	104	55.36	44.64
8	3	15	2	12	233	10.41	170	2,239	108	125	46.35	53.65
8	21	15	6	17	233	10.41	171	2,239	125	108	53.65	46.35
10	22	15	5	17	233	10.41	172	2,239	124	109	53.22	46.78
5	1	15	6	16	232	10.36	173	2,239	120	112	51.72	48.28
6	14	15	1	12	232	10.36	174	2,239	114	118	49.14	50.86
6	15	15	2	13	232	10.36	175	2,239	129	103	55.60	44.40
6	17	15	4	14	232	10.36	176	2,239	137	95	59.05	40.95
7	6	15	2	10	232	10.36	177	2,239	81	151	34.91	65.09
7	22	15	4	14	232	10.36	178	2,239	125	107	53.88	46.12
8	13	15	5	13	232	10.36	179	2,239	116	116	50.00	50.00
8	17	15	2	13	232	10.36	180	2,239	130	102	56.03	43.97
8	20	15	5	15	232	10.36	181	2,239	115	117	49.57	50.43
9	8	15	3	13	232	10.36	182	2,239	126	106	54.31	45.69
10	19	15	2	14	232	10.36	183	2,239	133	99	57.33	42.67
10	23	15	6	15	232	10.36	184	2,239	125	107	53.88	46.12
7	2	15	5	12	231	10.32	185	2,239	113	118	48.92	51.08
7	22	15	4	15	231	10.32	186	2,239	119	112	51.52	48.48
8	3	15	2	17	231	10.32	187	2,239	126	105	54.55	45.45
8	4	15	3	12	231	10.32	188	2,239	123	108	53.25	46.75
8	7	15	6	14	231	10.32	189	2,239	117	114	50.65	49.35
12	7	15	2	16	231	10.32	190	2,239	132	99	57.14	42.86
2	23	15	2	17	230	10.27	191	2,239	94	136	40.87	59.13
5	2	15	7	13	230	10.27	192	2,239	113	117	49.13	50.87
5	23	15	7	11	230	10.27	193	2,239	108	122	46.96	53.04

MO	DY	YR	DAY OF WK	HR	HR VOL	PERCENT OF AADT	HOUR NUMBER	AADT	EAST VOLUME	WEST VOLUME	PERCENT EAST IS OF TOTAL VOLUME	PERCENT WEST IS OF TOTAL VOLUME
8	8	15	7	13	230	10.27	194	2,239	125	105	54.35	45.65
8	10	15	2	12	230	10.27	195	2,239	110	120	47.83	52.17
8	16	15	1	13	230	10.27	196	2,239	138	92	60.00	40.00
9	3	15	5	17	230	10.27	197	2,239	132	98	57.39	42.61
10	2	15	6	17	230	10.27	198	2,239	113	117	49.13	50.87
10	19	15	2	12	230	10.27	199	2,239	99	131	43.04	56.96
10	27	15	3	15	230	10.27	200	2,239	135	95	58.70	41.30



AADT= 3446 K 30 FACTOR= 10.27 K 100 FACTOR= 9.69 K 200 FACTOR= 9.37 D 30 FACTOR= 67.88



MO	DY	YR	DAY OF WK	HR	HR VOL	PERCENT OF AADT	HOUR NUMBER	AADT	NORTH VOLUME	SOUTH VOLUME	PERCENT NORTH IS OF TOTAL VOLUME	PERCENT SOUTH IS OF TOTAL VOLUME
11	13	15	6	16	523	15.18	1	3,446	199	324	38.05	61.95
11	13	15	6	17	489	14.19	2	3,446	199	290	40.70	59.30
2	14	15	7	10	485	14.07	3	3,446	226	259	46.60	53.40
2	14	15	7	11	466	13.52	4	3,446	222	244	47.64	52.36
2	14	15	7	9	434	12.59	5	3,446	201	233	46.31	53.69
2	14	15	7	8	419	12.16	6	3,446	200	219	47.73	52.27
5	1	15	6	17	405	11.75	7	3,446	250	155	61.73	38.27
3	12	15	5	18	388	11.26	8	3,446	285	103	73.45	26.55
10	1	15	5	18	384	11.14	9	3,446	279	105	72.66	27.34
6	25	15	5	17	376	10.91	10	3,446	251	125	66.76	33.24
9	21	15	2	18	376	10.91	11	3,446	268	108	71.28	28.72
10	16	15	6	17	376	10.91	12	3,446	236	140	62.77	37.23
2	14	15	7	12	374	10.85	13	3,446	166	208	44.39	55.61

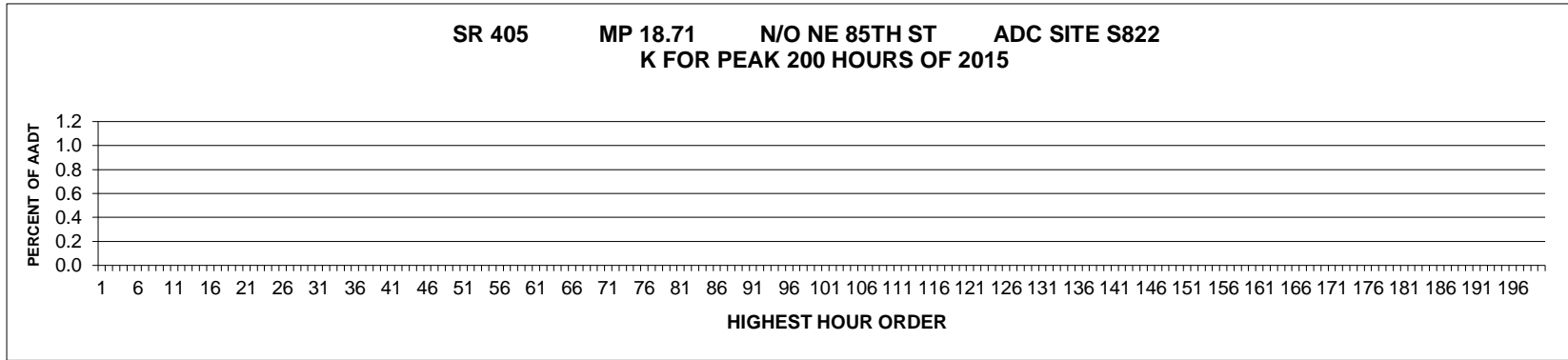
MO	DY	YR	DAY OF WK	HR	HR VOL	PERCENT OF AADT	HOUR NUMBER	AADT	NORTH VOLUME	SOUTH VOLUME	PERCENT NORTH IS OF TOTAL VOLUME	PERCENT SOUTH IS OF TOTAL VOLUME
7	24	15	6	15	371	10.77	14	3,446	191	180	51.48	48.52
6	19	15	6	17	365	10.59	15	3,446	211	154	57.81	42.19
6	6	15	7	13	362	10.50	16	3,446	191	171	52.76	47.24
10	14	15	4	18	361	10.48	17	3,446	264	97	73.13	26.87
4	17	15	6	17	359	10.42	18	3,446	216	143	60.17	39.83
5	1	15	6	16	359	10.42	19	3,446	210	149	58.50	41.50
9	29	15	3	18	359	10.42	20	3,446	250	109	69.64	30.36
6	10	15	4	18	358	10.39	21	3,446	243	115	67.88	32.12
9	15	15	3	18	358	10.39	22	3,446	247	111	68.99	31.01
6	5	15	6	17	357	10.36	23	3,446	237	120	66.39	33.61
7	17	15	6	17	357	10.36	24	3,446	220	137	61.62	38.38
10	10	15	7	14	357	10.36	25	3,446	165	192	46.22	53.78
9	24	15	5	18	356	10.33	26	3,446	251	105	70.51	29.49
10	6	15	3	17	355	10.30	27	3,446	231	124	65.07	34.93
10	15	15	5	18	355	10.30	28	3,446	263	92	74.08	25.92
8	28	15	6	16	354	10.27	29	3,446	211	143	59.60	40.40
9	3	15	5	17	354	10.27	30	3,446	225	129	63.56	36.44
6	9	15	3	17	353	10.24	31	3,446	240	113	67.99	32.01
10	2	15	6	17	353	10.24	32	3,446	224	129	63.46	36.54
2	23	15	2	18	352	10.21	33	3,446	243	109	69.03	30.97
5	22	15	6	17	351	10.19	34	3,446	214	137	60.97	39.03
10	21	15	4	16	351	10.19	35	3,446	213	138	60.68	39.32
4	30	15	5	17	350	10.16	36	3,446	233	117	66.57	33.43
10	5	15	2	18	350	10.16	37	3,446	236	114	67.43	32.57
5	8	15	6	17	349	10.13	38	3,446	211	138	60.46	39.54
7	31	15	6	15	349	10.13	39	3,446	217	132	62.18	37.82
10	13	15	3	18	349	10.13	40	3,446	237	112	67.91	32.09
11	17	15	3	17	349	10.13	41	3,446	244	105	69.91	30.09
10	21	15	4	18	348	10.10	42	3,446	240	108	68.97	31.03
11	17	15	3	16	348	10.10	43	3,446	212	136	60.92	39.08
4	3	15	6	17	347	10.07	44	3,446	222	125	63.98	36.02
4	27	15	2	17	347	10.07	45	3,446	231	116	66.57	33.43
7	7	15	3	17	347	10.07	46	3,446	246	101	70.89	29.11
10	12	15	2	18	347	10.07	47	3,446	248	99	71.47	28.53
5	28	15	5	17	346	10.04	48	3,446	202	144	58.38	41.62
6	12	15	6	18	346	10.04	49	3,446	262	84	75.72	24.28
10	2	15	6	18	346	10.04	50	3,446	221	125	63.87	36.13
5	4	15	2	18	345	10.01	51	3,446	244	101	70.72	29.28
7	17	15	6	16	345	10.01	52	3,446	211	134	61.16	38.84
9	18	15	6	16	345	10.01	53	3,446	199	146	57.68	42.32
3	13	15	6	17	344	9.98	54	3,446	209	135	60.76	39.24
4	29	15	4	18	344	9.98	55	3,446	239	105	69.48	30.52
6	3	15	4	17	344	9.98	56	3,446	236	108	68.60	31.40
7	9	15	5	18	344	9.98	57	3,446	235	109	68.31	31.69
10	20	15	3	18	344	9.98	58	3,446	234	110	68.02	31.98

MO	DY	YR	DAY OF WK	HR	HR VOL	PERCENT OF AADT	HOUR NUMBER	AADT	NORTH VOLUME	SOUTH VOLUME	PERCENT NORTH IS OF TOTAL VOLUME	PERCENT SOUTH IS OF TOTAL VOLUME
3	27	15	6	17	343	9.95	59	3,446	225	118	65.60	34.40
5	6	15	4	18	343	9.95	60	3,446	248	95	72.30	27.70
6	16	15	3	18	343	9.95	61	3,446	237	106	69.10	30.90
7	15	15	4	17	343	9.95	62	3,446	220	123	64.14	35.86
7	16	15	5	18	343	9.95	63	3,446	245	98	71.43	28.57
8	21	15	6	16	343	9.95	64	3,446	208	135	60.64	39.36
4	20	15	2	15	342	9.92	65	3,446	150	192	43.86	56.14
5	21	15	5	18	342	9.92	66	3,446	237	105	69.30	30.70
6	11	15	5	18	342	9.92	67	3,446	221	121	64.62	35.38
7	1	15	4	17	342	9.92	68	3,446	223	119	65.20	34.80
10	2	15	6	16	342	9.92	69	3,446	200	142	58.48	41.52
5	9	15	7	13	341	9.90	70	3,446	180	161	52.79	47.21
6	8	15	2	17	341	9.90	71	3,446	224	117	65.69	34.31
5	30	15	7	14	340	9.87	72	3,446	169	171	49.71	50.29
6	12	15	6	13	340	9.87	73	3,446	148	192	43.53	56.47
10	30	15	6	16	340	9.87	74	3,446	201	139	59.12	40.88
6	23	15	3	17	339	9.84	75	3,446	216	123	63.72	36.28
9	30	15	4	16	339	9.84	76	3,446	209	130	61.65	38.35
4	27	15	2	18	338	9.81	77	3,446	229	109	67.75	32.25
5	27	15	4	18	338	9.81	78	3,446	235	103	69.53	30.47
9	4	15	6	17	338	9.81	79	3,446	229	109	67.75	32.25
9	25	15	6	18	338	9.81	80	3,446	234	104	69.23	30.77
10	1	15	5	17	338	9.81	81	3,446	231	107	68.34	31.66
6	12	15	6	17	337	9.78	82	3,446	218	119	64.69	35.31
6	18	15	5	18	337	9.78	83	3,446	239	98	70.92	29.08
9	30	15	4	18	337	9.78	84	3,446	220	117	65.28	34.72
2	14	15	7	13	336	9.75	85	3,446	158	178	47.02	52.98
4	1	15	4	18	336	9.75	86	3,446	232	104	69.05	30.95
4	20	15	2	16	336	9.75	87	3,446	166	170	49.40	50.60
5	29	15	6	18	336	9.75	88	3,446	226	110	67.26	32.74
6	1	15	2	17	336	9.75	89	3,446	206	130	61.31	38.69
6	10	15	4	17	336	9.75	90	3,446	226	110	67.26	32.74
9	11	15	6	17	336	9.75	91	3,446	212	124	63.10	36.90
9	18	15	6	17	336	9.75	92	3,446	213	123	63.39	36.61
11	13	15	6	15	336	9.75	93	3,446	169	167	50.30	49.70
3	4	15	4	17	335	9.72	94	3,446	207	128	61.79	38.21
5	29	15	6	17	335	9.72	95	3,446	209	126	62.39	37.61
7	24	15	6	16	335	9.72	96	3,446	197	138	58.81	41.19
8	13	15	5	18	335	9.72	97	3,446	226	109	67.46	32.54
9	19	15	7	13	335	9.72	98	3,446	165	170	49.25	50.75
9	25	15	6	17	335	9.72	99	3,446	216	119	64.48	35.52
3	5	15	5	17	334	9.69	100	3,446	215	119	64.37	35.63
5	14	15	5	18	334	9.69	101	3,446	214	120	64.07	35.93
7	10	15	6	16	334	9.69	102	3,446	203	131	60.78	39.22
9	18	15	6	18	334	9.69	103	3,446	215	119	64.37	35.63

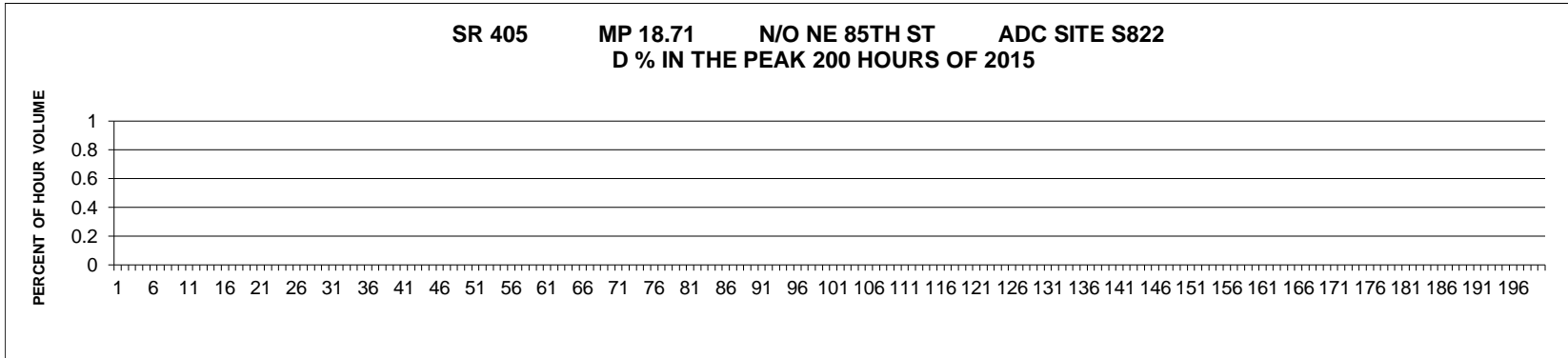
MO	DY	YR	DAY OF WK	HR	HR VOL	PERCENT OF AADT	HOUR NUMBER	AADT	NORTH VOLUME	SOUTH VOLUME	PERCENT NORTH IS OF TOTAL VOLUME	PERCENT SOUTH IS OF TOTAL VOLUME
11	5	15	5	17	334	9.69	104	3,446	206	128	61.68	38.32
2	13	15	6	17	333	9.66	105	3,446	222	111	66.67	33.33
4	24	15	6	18	333	9.66	106	3,446	220	113	66.07	33.93
6	3	15	4	18	333	9.66	107	3,446	236	97	70.87	29.13
10	2	15	6	15	333	9.66	108	3,446	194	139	58.26	41.74
4	20	15	2	17	332	9.63	109	3,446	210	122	63.25	36.75
6	5	15	6	18	332	9.63	110	3,446	214	118	64.46	35.54
8	12	15	4	17	332	9.63	111	3,446	222	110	66.87	33.13
9	4	15	6	15	332	9.63	112	3,446	170	162	51.20	48.80
9	30	15	4	17	332	9.63	113	3,446	233	99	70.18	29.82
4	20	15	2	18	331	9.61	114	3,446	227	104	68.58	31.42
4	21	15	3	18	331	9.61	115	3,446	231	100	69.79	30.21
5	22	15	6	16	331	9.61	116	3,446	175	156	52.87	47.13
9	1	15	3	18	331	9.61	117	3,446	240	91	72.51	27.49
9	16	15	4	17	331	9.61	118	3,446	210	121	63.44	36.56
10	10	15	7	13	331	9.61	119	3,446	148	183	44.71	55.29
11	3	15	3	17	331	9.61	120	3,446	227	104	68.58	31.42
4	16	15	5	18	330	9.58	121	3,446	235	95	71.21	28.79
5	20	15	4	17	330	9.58	122	3,446	202	128	61.21	38.79
7	2	15	5	17	330	9.58	123	3,446	200	130	60.61	39.39
7	8	15	4	17	330	9.58	124	3,446	218	112	66.06	33.94
7	22	15	4	18	330	9.58	125	3,446	235	95	71.21	28.79
7	23	15	5	18	330	9.58	126	3,446	211	119	63.94	36.06
7	24	15	6	18	330	9.58	127	3,446	207	123	62.73	37.27
8	20	15	5	18	330	9.58	128	3,446	224	106	67.88	32.12
8	26	15	4	16	330	9.58	129	3,446	207	123	62.73	37.27
3	18	15	4	17	329	9.55	130	3,446	199	130	60.49	39.51
3	26	15	5	17	329	9.55	131	3,446	214	115	65.05	34.95
6	6	15	7	15	329	9.55	132	3,446	177	152	53.80	46.20
6	9	15	3	18	329	9.55	133	3,446	218	111	66.26	33.74
6	17	15	4	17	329	9.55	134	3,446	227	102	69.00	31.00
7	23	15	5	16	329	9.55	135	3,446	195	134	59.27	40.73
8	28	15	6	14	329	9.55	136	3,446	165	164	50.15	49.85
9	10	15	5	18	329	9.55	137	3,446	227	102	69.00	31.00
9	19	15	7	15	329	9.55	138	3,446	173	156	52.58	47.42
9	23	15	4	16	329	9.55	139	3,446	199	130	60.49	39.51
10	13	15	3	17	329	9.55	140	3,446	225	104	68.39	31.61
10	14	15	4	16	329	9.55	141	3,446	208	121	63.22	36.78
2	18	15	4	17	328	9.52	142	3,446	206	122	62.80	37.20
8	24	15	2	18	328	9.52	143	3,446	246	82	75.00	25.00
2	5	15	5	18	327	9.49	144	3,446	231	96	70.64	29.36
3	2	15	2	18	327	9.49	145	3,446	226	101	69.11	30.89
3	6	15	6	17	327	9.49	146	3,446	210	117	64.22	35.78
4	28	15	3	18	327	9.49	147	3,446	231	96	70.64	29.36
5	13	15	4	17	327	9.49	148	3,446	203	124	62.08	37.92

MO	DY	YR	DAY OF WK	HR	HR VOL	PERCENT OF AADT	HOUR NUMBER	AADT	NORTH VOLUME	SOUTH VOLUME	PERCENT NORTH IS OF TOTAL VOLUME	PERCENT SOUTH IS OF TOTAL VOLUME
5	20	15	4	18	327	9.49	149	3,446	228	99	69.72	30.28
6	26	15	6	17	327	9.49	150	3,446	207	120	63.30	36.70
7	7	15	3	16	327	9.49	151	3,446	191	136	58.41	41.59
7	15	15	4	18	327	9.49	152	3,446	223	104	68.20	31.80
8	3	15	2	17	327	9.49	153	3,446	218	109	66.67	33.33
8	21	15	6	15	327	9.49	154	3,446	177	150	54.13	45.87
8	28	15	6	17	327	9.49	155	3,446	212	115	64.83	35.17
9	9	15	4	15	327	9.49	156	3,446	186	141	56.88	43.12
9	16	15	4	18	327	9.49	157	3,446	229	98	70.03	29.97
10	30	15	6	17	327	9.49	158	3,446	218	109	66.67	33.33
5	2	15	7	13	326	9.46	159	3,446	165	161	50.61	49.39
5	12	15	3	18	326	9.46	160	3,446	238	88	73.01	26.99
6	12	15	6	16	326	9.46	161	3,446	187	139	57.36	42.64
6	16	15	3	17	326	9.46	162	3,446	229	97	70.25	29.75
7	21	15	3	17	326	9.46	163	3,446	206	120	63.19	36.81
8	6	15	5	17	326	9.46	164	3,446	208	118	63.80	36.20
8	25	15	3	16	326	9.46	165	3,446	205	121	62.88	37.12
8	25	15	3	17	326	9.46	166	3,446	206	120	63.19	36.81
8	25	15	3	18	326	9.46	167	3,446	237	89	72.70	27.30
10	23	15	6	16	326	9.46	168	3,446	196	130	60.12	39.88
3	23	15	2	18	325	9.43	169	3,446	239	86	73.54	26.46
6	4	15	5	17	325	9.43	170	3,446	238	87	73.23	26.77
7	13	15	2	16	325	9.43	171	3,446	201	124	61.85	38.15
7	14	15	3	18	325	9.43	172	3,446	228	97	70.15	29.85
8	26	15	4	17	325	9.43	173	3,446	219	106	67.38	32.62
9	19	15	7	14	325	9.43	174	3,446	156	169	48.00	52.00
10	2	15	6	14	325	9.43	175	3,446	176	149	54.15	45.85
10	5	15	2	16	325	9.43	176	3,446	184	141	56.62	43.38
10	30	15	6	18	325	9.43	177	3,446	205	120	63.08	36.92
4	2	15	5	17	324	9.40	178	3,446	198	126	61.11	38.89
6	8	15	2	18	324	9.40	179	3,446	222	102	68.52	31.48
6	15	15	2	17	324	9.40	180	3,446	219	105	67.59	32.41
7	13	15	2	18	324	9.40	181	3,446	231	93	71.30	28.70
7	17	15	6	15	324	9.40	182	3,446	184	140	56.79	43.21
8	27	15	5	17	324	9.40	183	3,446	206	118	63.58	36.42
9	4	15	6	18	324	9.40	184	3,446	213	111	65.74	34.26
9	9	15	4	17	324	9.40	185	3,446	200	124	61.73	38.27
9	11	15	6	18	324	9.40	186	3,446	214	110	66.05	33.95
9	23	15	4	18	324	9.40	187	3,446	230	94	70.99	29.01
9	28	15	2	18	324	9.40	188	3,446	211	113	65.12	34.88
10	6	15	3	18	324	9.40	189	3,446	242	82	74.69	25.31
10	16	15	6	16	324	9.40	190	3,446	181	143	55.86	44.14
10	23	15	6	17	324	9.40	191	3,446	202	122	62.35	37.65
2	27	15	6	17	323	9.37	192	3,446	188	135	58.20	41.80
5	7	15	5	17	323	9.37	193	3,446	215	108	66.56	33.44

MO	DY	YR	DAY OF WK	HR	HR VOL	PERCENT OF AADT	HOUR NUMBER	AADT	NORTH VOLUME	SOUTH VOLUME	PERCENT NORTH IS OF TOTAL VOLUME	PERCENT SOUTH IS OF TOTAL VOLUME
5	26	15	3	17	323	9.37	194	3,446	233	90	72.14	27.86
6	4	15	5	18	323	9.37	195	3,446	217	106	67.18	32.82
6	11	15	5	17	323	9.37	196	3,446	209	114	64.71	35.29
6	15	15	2	18	323	9.37	197	3,446	226	97	69.97	30.03
7	16	15	5	17	323	9.37	198	3,446	194	129	60.06	39.94
9	1	15	3	17	323	9.37	199	3,446	228	95	70.59	29.41
9	2	15	4	18	323	9.37	200	3,446	218	105	67.49	32.51

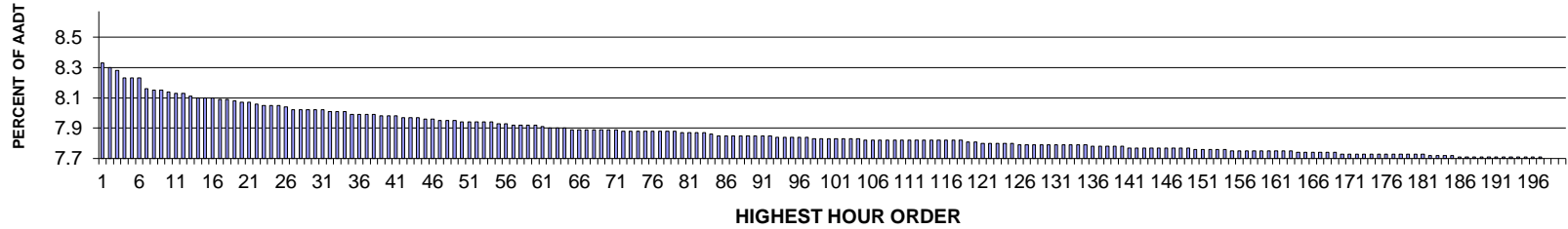


AADT= 0 K 30 FACTOR= 0.00 K 100 FACTOR= 0.00 K 200 FACTOR= 0.00 D 30 FACTOR= 0.00



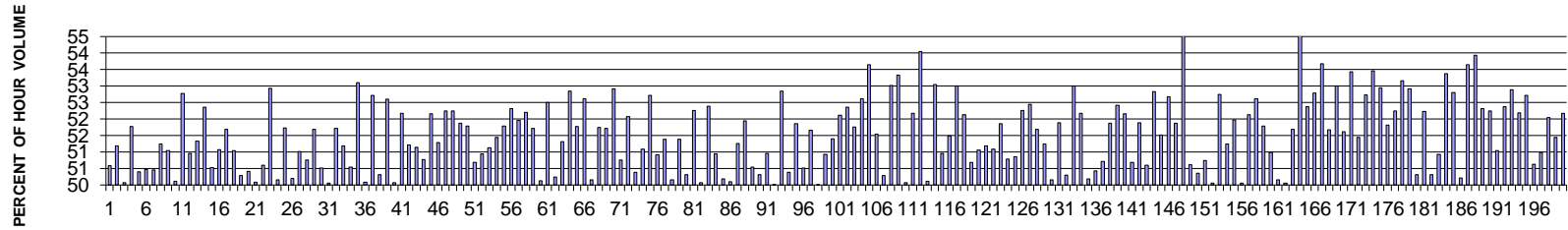
MO	DY	YR	DAY OF WK	HR	HR VOL	PERCENT OF AADT	HOUR NUMBER	AADT	NORTH VOLUME	SOUTH VOLUME	PERCENT NORTH IS OF TOTAL VOLUME	PERCENT SOUTH IS OF TOTAL VOLUME
----	----	----	-----------	----	--------	-----------------	-------------	------	--------------	--------------	----------------------------------	----------------------------------

**SR 405 MP 28.99 BOTHELL ADC SITE S824
K FOR PEAK 200 HOURS OF 2015**



AADT= 119255 K 30 FACTOR= 8.05 K 100 FACTOR= 7.86 K 200 FACTOR= 7.73 D 30 FACTOR= 50.52

**SR 405 MP 28.99 BOTHELL ADC SITE S824
D % IN THE PEAK 200 HOURS OF 2015**



MO	DY	YR	DAY OF WK	HR	HR VOL	PERCENT OF AADT	HOUR NUMBER	AADT	NORTH VOLUME	SOUTH VOLUME	PERCENT IS OF TOTAL VOLUME	PERCENT SOUTH IS OF TOTAL VOLUME
3	13	15	6	16	9,965	8.36	1	119,255	5,041	4,924	50.59	49.41
2	13	15	6	16	9,934	8.33	2	119,255	5,084	4,850	51.18	48.82
3	27	15	6	16	9,906	8.31	3	119,255	4,960	4,946	50.07	49.93
4	24	15	6	16	9,855	8.26	4	119,255	5,102	4,753	51.77	48.23
5	22	15	6	15	9,851	8.26	5	119,255	4,886	4,965	49.60	50.40
4	3	15	6	16	9,847	8.26	6	119,255	4,970	4,877	50.47	49.53
8	21	15	6	16	9,772	8.19	7	119,255	4,842	4,930	49.55	50.45
3	6	15	6	16	9,758	8.18	8	119,255	5,000	4,758	51.24	48.76
2	27	15	6	16	9,756	8.18	9	119,255	4,980	4,776	51.05	48.95
7	24	15	6	16	9,743	8.17	10	119,255	4,882	4,861	50.11	49.89
2	13	15	6	17	9,737	8.16	11	119,255	5,138	4,599	52.77	47.23
7	24	15	6	17	9,733	8.16	12	119,255	4,960	4,773	50.96	49.04
6	19	15	6	17	9,703	8.14	13	119,255	4,981	4,722	51.33	48.67

			DAY OF	HR	PERCENT OF	HOUR		NORTH	SOUTH	PERCENT NORTH IS OF TOTAL	PERCENT SOUTH IS OF TOTAL	
4	3	15	6	17	9,692	8.13	14	119,255	5,075	4,617	52.36	47.64
6	19	15	6	16	9,691	8.13	15	119,255	4,794	4,897	49.47	50.53
7	24	15	6	15	9,690	8.13	16	119,255	4,741	4,949	48.93	51.07
5	22	15	6	16	9,686	8.12	17	119,255	5,006	4,680	51.68	48.32
8	21	15	6	17	9,685	8.12	18	119,255	4,943	4,742	51.04	48.96
9	4	15	6	15	9,670	8.11	19	119,255	4,863	4,807	50.29	49.71
4	17	15	6	16	9,657	8.10	20	119,255	4,868	4,789	50.41	49.59
8	21	15	6	15	9,655	8.10	21	119,255	4,836	4,819	50.09	49.91
8	7	15	6	16	9,647	8.09	22	119,255	4,766	4,881	49.40	50.60
9	4	15	6	16	9,638	8.08	23	119,255	5,101	4,537	52.93	47.07
5	1	15	6	16	9,634	8.08	24	119,255	4,831	4,803	50.15	49.85
3	13	15	6	17	9,631	8.08	25	119,255	4,982	4,649	51.73	48.27
8	6	15	5	16	9,623	8.07	26	119,255	4,831	4,792	50.20	49.80
9	18	15	6	16	9,605	8.05	27	119,255	4,900	4,705	51.02	48.98
2	13	15	6	15	9,598	8.05	28	119,255	4,726	4,872	49.24	50.76
4	2	15	5	16	9,598	8.05	29	119,255	4,961	4,637	51.69	48.31
6	12	15	6	15	9,595	8.05	30	119,255	4,748	4,847	49.48	50.52
8	28	15	6	16	9,595	8.05	31	119,255	4,802	4,793	50.05	49.95
5	15	15	6	16	9,589	8.04	32	119,255	4,958	4,631	51.71	48.29
4	2	15	5	17	9,584	8.04	33	119,255	4,905	4,679	51.18	48.82
5	29	15	6	16	9,583	8.04	34	119,255	4,740	4,843	49.46	50.54
4	24	15	6	17	9,569	8.02	35	119,255	5,081	4,488	53.10	46.90
8	11	15	3	16	9,567	8.02	36	119,255	4,792	4,775	50.09	49.91
1	19	15	2	17	9,565	8.02	37	119,255	5,043	4,522	52.72	47.28
8	5	15	4	16	9,561	8.02	38	119,255	4,810	4,751	50.31	49.69
6	12	15	6	17	9,555	8.01	39	119,255	5,026	4,529	52.60	47.40
2	20	15	6	16	9,551	8.01	40	119,255	4,769	4,782	49.93	50.07
4	1	15	4	17	9,551	8.01	41	119,255	4,983	4,568	52.17	47.83
5	8	15	6	16	9,543	8.00	42	119,255	4,888	4,655	51.22	48.78
7	22	15	4	17	9,538	8.00	43	119,255	4,879	4,659	51.15	48.85
3	26	15	5	16	9,535	8.00	44	119,255	4,694	4,841	49.23	50.77
2	12	15	5	16	9,531	7.99	45	119,255	4,971	4,560	52.16	47.84
8	28	15	6	15	9,527	7.99	46	119,255	4,641	4,886	48.71	51.29
5	1	15	6	17	9,517	7.98	47	119,255	4,973	4,544	52.25	47.75
1	16	15	6	16	9,513	7.98	48	119,255	4,970	4,543	52.24	47.76
4	30	15	5	17	9,512	7.98	49	119,255	4,935	4,577	51.88	48.12
5	14	15	5	16	9,509	7.97	50	119,255	4,925	4,584	51.79	48.21
9	11	15	6	16	9,509	7.97	51	119,255	4,820	4,689	50.69	49.31
5	15	15	6	15	9,508	7.97	52	119,255	4,664	4,844	49.05	50.95
7	23	15	5	16	9,504	7.97	53	119,255	4,859	4,645	51.13	48.87
1	19	15	2	16	9,500	7.97	54	119,255	4,887	4,613	51.44	48.56
4	7	15	3	16	9,492	7.96	55	119,255	4,916	4,576	51.79	48.21
6	18	15	5	17	9,491	7.96	56	119,255	4,966	4,525	52.32	47.68
7	24	15	6	18	9,484	7.95	57	119,255	4,928	4,556	51.96	48.04
3	4	15	4	16	9,483	7.95	58	119,255	4,950	4,533	52.20	47.80
8	20	15	5	17	9,481	7.95	59	119,255	4,904	4,577	51.72	48.28

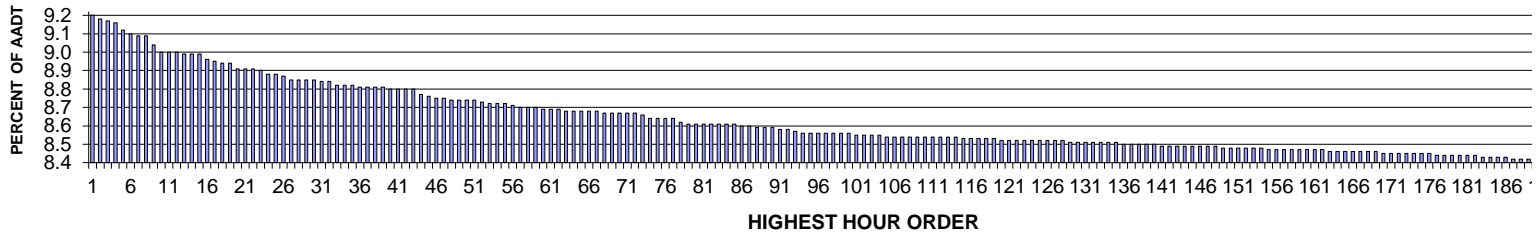
			DAY OF		HR	PERCENT OF	HOUR		NORTH	SOUTH	PERCENT NORTH IS OF TOTAL	PERCENT SOUTH IS OF TOTAL
6	17	15	4	16	9,480	7.95	60	119,255	4,728	4,752	49.87	50.13
7	23	15	5	18	9,463	7.94	61	119,255	4,968	4,495	52.50	47.50
7	24	15	6	14	9,460	7.93	62	119,255	4,753	4,707	50.24	49.76
5	15	15	6	17	9,458	7.93	63	119,255	4,853	4,605	51.31	48.69
3	6	15	6	17	9,457	7.93	64	119,255	4,998	4,459	52.85	47.15
2	16	15	2	17	9,450	7.92	65	119,255	4,892	4,558	51.77	48.23
5	14	15	5	17	9,450	7.92	66	119,255	4,972	4,478	52.61	47.39
6	15	15	2	15	9,450	7.92	67	119,255	4,710	4,740	49.84	50.16
3	5	15	5	16	9,447	7.92	68	119,255	4,888	4,559	51.74	48.26
6	3	15	4	16	9,447	7.92	69	119,255	4,886	4,561	51.72	48.28
1	9	15	6	16	9,444	7.92	70	119,255	4,997	4,447	52.91	47.09
5	7	15	5	16	9,441	7.92	71	119,255	4,792	4,649	50.76	49.24
3	19	15	5	16	9,438	7.91	72	119,255	4,915	4,523	52.08	47.92
6	5	15	6	16	9,438	7.91	73	119,255	4,756	4,682	50.39	49.61
8	4	15	3	16	9,438	7.91	74	119,255	4,821	4,617	51.08	48.92
3	20	15	6	17	9,437	7.91	75	119,255	4,975	4,462	52.72	47.28
8	28	15	6	17	9,432	7.91	76	119,255	4,802	4,630	50.91	49.09
1	30	15	6	16	9,430	7.91	77	119,255	4,846	4,584	51.39	48.61
6	23	15	3	16	9,429	7.91	78	119,255	4,729	4,700	50.15	49.85
7	29	15	4	17	9,428	7.91	79	119,255	4,844	4,584	51.38	48.62
1	16	15	6	15	9,427	7.90	80	119,255	4,684	4,743	49.69	50.31
5	29	15	6	17	9,427	7.90	81	119,255	4,927	4,500	52.26	47.74
3	13	15	6	15	9,421	7.90	82	119,255	4,704	4,717	49.93	50.07
3	10	15	3	16	9,418	7.90	83	119,255	4,934	4,484	52.39	47.61
4	30	15	5	16	9,404	7.89	84	119,255	4,613	4,791	49.05	50.95
8	6	15	5	15	9,403	7.88	85	119,255	4,719	4,684	50.19	49.81
7	2	15	5	15	9,401	7.88	86	119,255	4,710	4,691	50.10	49.90
9	18	15	6	17	9,401	7.88	87	119,255	4,819	4,582	51.26	48.74
7	16	15	5	17	9,399	7.88	88	119,255	4,883	4,516	51.95	48.05
6	12	15	6	16	9,398	7.88	89	119,255	4,750	4,648	50.54	49.46
2	27	15	6	15	9,397	7.88	90	119,255	4,668	4,729	49.68	50.32
7	22	15	4	16	9,392	7.88	91	119,255	4,786	4,606	50.96	49.04
7	31	15	6	15	9,392	7.88	92	119,255	4,694	4,698	49.98	50.02
2	27	15	6	17	9,390	7.87	93	119,255	4,962	4,428	52.84	47.16
1	30	15	6	15	9,387	7.87	94	119,255	4,657	4,730	49.61	50.39
6	3	15	4	17	9,381	7.87	95	119,255	4,865	4,516	51.86	48.14
7	28	15	3	16	9,381	7.87	96	119,255	4,738	4,643	50.51	49.49
3	26	15	5	17	9,380	7.87	97	119,255	4,846	4,534	51.66	48.34
8	20	15	5	16	9,379	7.86	98	119,255	4,691	4,688	50.02	49.98
3	27	15	6	15	9,378	7.86	99	119,255	4,602	4,776	49.07	50.93
4	1	15	4	16	9,378	7.86	100	119,255	4,820	4,558	51.40	48.60
7	28	15	3	17	9,377	7.86	101	119,255	4,887	4,490	52.12	47.88
2	17	15	3	16	9,374	7.86	102	119,255	4,908	4,466	52.36	47.64
7	23	15	5	17	9,374	7.86	103	119,255	4,852	4,522	51.76	48.24
7	10	15	6	17	9,371	7.86	104	119,255	4,931	4,440	52.62	47.38
4	7	15	3	17	9,366	7.85	105	119,255	5,024	4,342	53.64	46.36

			DAY OF	HR	PERCENT OF	HOUR			NORTH	SOUTH	PERCENT NORTH IS OF TOTAL	PERCENT SOUTH IS OF TOTAL
8	10	15	2	16	9,366	7.85	106	119,255	4,827	4,539	51.54	48.46
6	16	15	3	16	9,365	7.85	107	119,255	4,710	4,655	50.29	49.71
2	26	15	5	16	9,362	7.85	108	119,255	4,964	4,398	53.02	46.98
3	17	15	3	16	9,361	7.85	109	119,255	4,992	4,369	53.33	46.67
7	16	15	5	16	9,360	7.85	110	119,255	4,687	4,673	50.07	49.93
8	26	15	4	17	9,360	7.85	111	119,255	4,884	4,476	52.18	47.82
3	3	15	3	17	9,359	7.85	112	119,255	5,058	4,301	54.04	45.96
5	8	15	6	15	9,359	7.85	113	119,255	4,690	4,669	50.11	49.89
9	4	15	6	17	9,359	7.85	114	119,255	4,964	4,395	53.04	46.96
8	27	15	5	17	9,358	7.85	115	119,255	4,769	4,589	50.96	49.04
3	30	15	2	16	9,357	7.85	116	119,255	4,817	4,540	51.48	48.52
3	4	15	4	17	9,356	7.85	117	119,255	4,959	4,397	53.00	47.00
6	17	15	4	17	9,356	7.85	118	119,255	4,877	4,479	52.13	47.87
4	21	15	3	16	9,350	7.84	119	119,255	4,739	4,611	50.68	49.32
7	2	15	5	16	9,349	7.84	120	119,255	4,774	4,575	51.06	48.94
4	22	15	4	16	9,343	7.83	121	119,255	4,783	4,560	51.19	48.81
8	26	15	4	16	9,342	7.83	122	119,255	4,772	4,570	51.08	48.92
4	17	15	6	17	9,338	7.83	123	119,255	4,843	4,495	51.86	48.14
4	24	15	6	15	9,336	7.83	124	119,255	4,594	4,742	49.21	50.79
5	21	15	5	16	9,332	7.83	125	119,255	4,746	4,586	50.86	49.14
3	24	15	3	16	9,331	7.82	126	119,255	4,876	4,455	52.26	47.74
9	11	15	6	17	9,330	7.82	127	119,255	4,893	4,437	52.44	47.56
8	12	15	4	17	9,329	7.82	128	119,255	4,822	4,507	51.69	48.31
5	26	15	3	16	9,328	7.82	129	119,255	4,781	4,547	51.25	48.75
8	13	15	5	16	9,325	7.82	130	119,255	4,677	4,648	50.16	49.84
12	11	15	6	16	9,324	7.82	131	119,255	4,838	4,486	51.89	48.11
7	31	15	6	16	9,322	7.82	132	119,255	4,689	4,633	50.30	49.70
6	16	15	3	17	9,321	7.82	133	119,255	4,941	4,380	53.01	46.99
6	5	15	6	17	9,320	7.82	134	119,255	4,863	4,457	52.18	47.82
7	23	15	5	15	9,320	7.82	135	119,255	4,677	4,643	50.18	49.82
6	5	15	6	15	9,318	7.81	136	119,255	4,619	4,699	49.57	50.43
2	20	15	6	17	9,317	7.81	137	119,255	4,726	4,591	50.72	49.28
7	6	15	2	16	9,317	7.81	138	119,255	4,833	4,484	51.87	48.13
6	22	15	2	16	9,310	7.81	139	119,255	4,880	4,430	52.42	47.58
8	6	15	5	18	9,308	7.81	140	119,255	4,855	4,453	52.16	47.84
4	8	15	4	16	9,307	7.80	141	119,255	4,589	4,718	49.31	50.69
5	6	15	4	17	9,306	7.80	142	119,255	4,829	4,477	51.89	48.11
7	30	15	5	16	9,306	7.80	143	119,255	4,709	4,597	50.60	49.40
7	6	15	2	17	9,303	7.80	144	119,255	4,915	4,388	52.83	47.17
3	27	15	6	17	9,302	7.80	145	119,255	4,792	4,510	51.52	48.48
8	21	15	6	18	9,302	7.80	146	119,255	4,900	4,402	52.68	47.32
8	11	15	3	17	9,298	7.80	147	119,255	4,823	4,475	51.87	48.13
2	26	15	5	17	9,297	7.80	148	119,255	5,081	4,216	54.65	45.35
3	6	15	6	15	9,297	7.80	149	119,255	4,705	4,592	50.61	49.39
11	25	15	4	15	9,293	7.79	150	119,255	4,613	4,680	49.64	50.36
6	26	15	6	16	9,292	7.79	151	119,255	4,716	4,576	50.75	49.25

			DAY OF		HR	PERCENT OF	HOUR		NORTH	SOUTH	PERCENT NORTH IS OF TOTAL	PERCENT SOUTH IS OF TOTAL
8	21	15	6	14	9,290	7.79	152	119,255	4,639	4,651	49.94	50.06
5	15	15	6	18	9,288	7.79	153	119,255	4,899	4,389	52.75	47.25
6	10	15	4	16	9,287	7.79	154	119,255	4,759	4,528	51.24	48.76
8	10	15	2	17	9,283	7.78	155	119,255	4,825	4,458	51.98	48.02
7	7	15	3	16	9,282	7.78	156	119,255	4,646	4,636	50.05	49.95
8	25	15	3	17	9,281	7.78	157	119,255	4,838	4,443	52.13	47.87
2	10	15	3	16	9,280	7.78	158	119,255	4,883	4,397	52.62	47.38
6	4	15	5	16	9,280	7.78	159	119,255	4,806	4,474	51.79	48.21
6	24	15	4	16	9,280	7.78	160	119,255	4,732	4,548	50.99	49.01
6	19	15	6	14	9,277	7.78	161	119,255	4,653	4,624	50.16	49.84
8	15	15	7	15	9,277	7.78	162	119,255	4,643	4,634	50.05	49.95
12	18	15	6	16	9,277	7.78	163	119,255	4,795	4,482	51.69	48.31
6	13	15	7	14	9,272	7.77	164	119,255	5,056	4,216	54.53	45.47
4	21	15	3	17	9,271	7.77	165	119,255	4,855	4,416	52.37	47.63
8	11	15	3	18	9,267	7.77	166	119,255	4,892	4,375	52.79	47.21
6	13	15	7	15	9,266	7.77	167	119,255	4,973	4,293	53.67	46.33
7	30	15	5	15	9,265	7.77	168	119,255	4,478	4,787	48.33	51.67
3	30	15	2	17	9,263	7.77	169	119,255	4,909	4,354	53.00	47.00
8	5	15	4	17	9,260	7.76	170	119,255	4,779	4,481	51.61	48.39
2	24	15	3	16	9,259	7.76	171	119,255	4,947	4,312	53.43	46.57
5	20	15	4	16	9,258	7.76	172	119,255	4,762	4,496	51.44	48.56
8	13	15	5	18	9,258	7.76	173	119,255	4,882	4,376	52.73	47.27
8	4	15	3	17	9,257	7.76	174	119,255	4,949	4,308	53.46	46.54
4	6	15	2	16	9,255	7.76	175	119,255	4,900	4,355	52.94	47.06
8	7	15	6	17	9,254	7.76	176	119,255	4,795	4,459	51.82	48.18
7	21	15	3	18	9,252	7.76	177	119,255	4,834	4,418	52.25	47.75
8	5	15	4	18	9,251	7.76	178	119,255	4,918	4,333	53.16	46.84
3	3	15	3	16	9,250	7.76	179	119,255	4,894	4,356	52.91	47.09
3	18	15	4	17	9,249	7.76	180	119,255	4,654	4,595	50.32	49.68
7	22	15	4	18	9,249	7.76	181	119,255	4,831	4,418	52.23	47.77
8	7	15	6	14	9,245	7.75	182	119,255	4,593	4,652	49.68	50.32
6	12	15	6	14	9,241	7.75	183	119,255	4,535	4,706	49.07	50.93
2	12	15	5	17	9,239	7.75	184	119,255	4,932	4,307	53.38	46.62
6	25	15	5	17	9,237	7.75	185	119,255	4,877	4,360	52.80	47.20
8	7	15	6	15	9,236	7.74	186	119,255	4,638	4,598	50.22	49.78
1	16	15	6	17	9,234	7.74	187	119,255	4,954	4,280	53.65	46.35
6	15	15	2	17	9,234	7.74	188	119,255	4,980	4,254	53.93	46.07
4	29	15	4	17	9,233	7.74	189	119,255	4,830	4,403	52.31	47.69
6	4	15	5	17	9,230	7.74	190	119,255	4,823	4,407	52.25	47.75
3	12	15	5	16	9,228	7.74	191	119,255	4,711	4,517	51.05	48.95
6	24	15	4	17	9,228	7.74	192	119,255	4,833	4,395	52.37	47.63
4	22	15	4	18	9,227	7.74	193	119,255	4,880	4,347	52.89	47.11
5	21	15	5	17	9,226	7.74	194	119,255	4,815	4,411	52.19	47.81
6	19	15	6	15	9,226	7.74	195	119,255	4,362	4,864	47.28	52.72
9	18	15	6	15	9,226	7.74	196	119,255	4,671	4,555	50.63	49.37
3	18	15	4	16	9,225	7.74	197	119,255	4,704	4,521	50.99	49.01

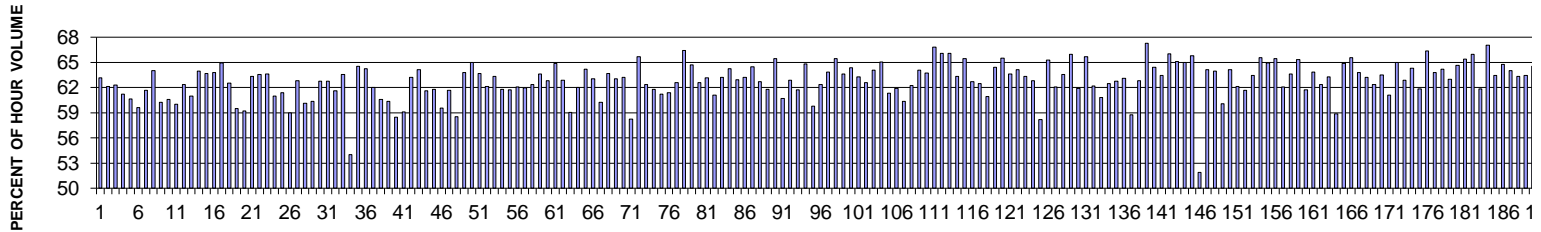
			DAY OF		HR	PERCENT OF	HOUR		NORTH	SOUTH	PERCENT NORTH IS OF TOTAL	PERCENT SOUTH IS OF TOTAL
6	26	15	6	17	9,224	7.73	198	119,255	4,801	4,423	52.05	47.95
6	30	15	3	17	9,223	7.73	199	119,255	4,745	4,478	51.45	48.55
7	1	15	4	17	9,223	7.73	200	119,255	4,812	4,411	52.17	47.83

**SR 090 MP 14.65 ISSAQUAH ADC SITE S825
K FOR PEAK 200 HOURS OF 2015**



AADT= 127729 K 30 FACTOR= 8.83 K 100 FACTOR= 8.54 K 200 FACTOR= 8.38 D 30 FACTOR=

**SR 090 MP 14.65 ISSAQUAH ADC SITE S825
D % IN THE PEAK 200 HOURS OF 2015**



MO	DY	YR	DAY OF WK	HR	HR VOL	PERCENT OF AADT	HOUR NUMBER	AADT	EAST VOLUME	WEST VOLUME	PERCENT EAST IS OF TOTAL VOLUME	PERCENT WEST IS OF TOTAL VOLUME
2	13	15	6	17	11,724	9.18	1	127,729	7,401	4,323	63.13	36.87
6	5	15	6	17	11,721	9.18	2	127,729	7,279	4,442	62.10	37.90
5	15	15	6	17	11,699	9.16	3	127,729	7,289	4,410	62.30	37.70
5	8	15	6	17	11,683	9.15	4	127,729	7,153	4,530	61.23	38.77
6	19	15	6	17	11,674	9.14	5	127,729	7,078	4,596	60.63	39.37
6	12	15	6	16	11,629	9.10	6	127,729	6,928	4,701	59.58	40.42
7	10	15	6	17	11,594	9.08	7	127,729	7,146	4,448	61.64	38.36
3	27	15	6	17	11,590	9.07	8	127,729	7,420	4,170	64.02	35.98
6	5	15	6	16	11,580	9.07	9	127,729	6,972	4,608	60.21	39.79
11	25	15	4	16	11,516	9.02	10	127,729	6,974	4,542	60.56	39.44
8	7	15	6	17	11,468	8.98	11	127,729	6,883	4,585	60.02	39.98
4	17	15	6	17	11,467	8.98	12	127,729	7,153	4,314	62.38	37.62
7	24	15	6	17	11,466	8.98	13	127,729	6,991	4,475	60.97	39.03

MO	DY	YR	DAY OF WK	HR	HR VOL	PERCENT OF AADT	HOUR NUMBER	AADT	EAST VOLUME	WEST VOLUME	PERCENT EAST IS OF TOTAL VOLUME	PERCENT WEST IS OF TOTAL VOLUME	
	9	25	15	6	17	11,461	8.97	14	127,729	7,331	4,130	63.96	36.04
	10	23	15	6	17	11,460	8.97	15	127,729	7,296	4,164	63.66	36.34
	9	18	15	6	17	11,453	8.97	16	127,729	7,303	4,150	63.76	36.24
	5	1	15	6	17	11,413	8.94	17	127,729	7,412	4,001	64.94	35.06
	5	22	15	6	16	11,404	8.93	18	127,729	7,130	4,274	62.52	37.48
	6	19	15	6	16	11,392	8.92	19	127,729	6,779	4,613	59.51	40.49
	5	8	15	6	16	11,390	8.92	20	127,729	6,743	4,647	59.20	40.80
	9	11	15	6	17	11,354	8.89	21	127,729	7,193	4,161	63.35	36.65
	4	17	15	6	18	11,352	8.89	22	127,729	7,218	4,134	63.58	36.42
	10	16	15	6	17	11,350	8.89	23	127,729	7,223	4,127	63.64	36.36
	8	21	15	6	17	11,348	8.88	24	127,729	6,918	4,430	60.96	39.04
	6	18	15	5	17	11,312	8.86	25	127,729	6,945	4,367	61.39	38.61
	7	17	15	6	16	11,312	8.86	26	127,729	6,672	4,640	58.98	41.02
	6	12	15	6	17	11,307	8.85	27	127,729	7,101	4,206	62.80	37.20
	10	16	15	6	16	11,284	8.83	28	127,729	6,787	4,497	60.15	39.85
	7	17	15	6	17	11,283	8.83	29	127,729	6,812	4,471	60.37	39.63
	9	25	15	6	18	11,279	8.83	30	127,729	7,075	4,204	62.73	37.27
	9	4	15	6	16	11,275	8.83	31	127,729	7,073	4,202	62.73	37.27
	9	3	15	5	17	11,269	8.82	32	127,729	6,944	4,325	61.62	38.38
	4	24	15	6	17	11,261	8.82	33	127,729	7,159	4,102	63.57	36.43
	12	30	15	4	17	11,246	8.80	34	127,729	6,071	5,175	53.98	46.02
	9	18	15	6	18	11,243	8.80	35	127,729	7,256	3,987	64.54	35.46
	5	21	15	5	17	11,237	8.80	36	127,729	7,220	4,017	64.25	35.75
	5	29	15	6	17	11,231	8.79	37	127,729	6,967	4,264	62.03	37.97
	5	15	15	6	16	11,227	8.79	38	127,729	6,801	4,426	60.58	39.42
	6	26	15	6	16	11,221	8.79	39	127,729	6,770	4,451	60.33	39.67
	11	25	15	4	17	11,221	8.79	40	127,729	6,557	4,664	58.44	41.56
	7	24	15	6	16	11,218	8.78	41	127,729	6,626	4,592	59.07	40.93
	11	6	15	6	17	11,214	8.78	42	127,729	7,090	4,124	63.22	36.78
	10	2	15	6	17	11,212	8.78	43	127,729	7,191	4,021	64.14	35.86
	11	20	15	6	17	11,211	8.78	44	127,729	6,905	4,306	61.59	38.41
	7	23	15	5	17	11,175	8.75	45	127,729	6,905	4,270	61.79	38.21
	4	17	15	6	16	11,162	8.74	46	127,729	6,646	4,516	59.54	40.46
	7	16	15	5	17	11,151	8.73	47	127,729	6,876	4,275	61.66	38.34
	7	10	15	6	16	11,150	8.73	48	127,729	6,528	4,622	58.55	41.45
	8	28	15	6	17	11,144	8.72	49	127,729	7,110	4,034	63.80	36.20
	2	27	15	6	17	11,142	8.72	50	127,729	7,240	3,902	64.98	35.02
	10	9	15	6	17	11,141	8.72	51	127,729	7,096	4,045	63.69	36.31
	7	9	15	5	17	11,138	8.72	52	127,729	6,917	4,221	62.10	37.90
	3	27	15	6	18	11,128	8.71	53	127,729	7,050	4,078	63.35	36.65
	5	1	15	6	16	11,115	8.70	54	127,729	6,867	4,248	61.78	38.22
	8	6	15	5	17	11,115	8.70	55	127,729	6,863	4,252	61.75	38.25
	10	9	15	6	16	11,111	8.70	56	127,729	6,896	4,215	62.06	37.94
	5	27	15	4	17	11,104	8.69	57	127,729	6,880	4,224	61.96	38.04
	5	8	15	6	18	11,091	8.68	58	127,729	6,914	4,177	62.34	37.66

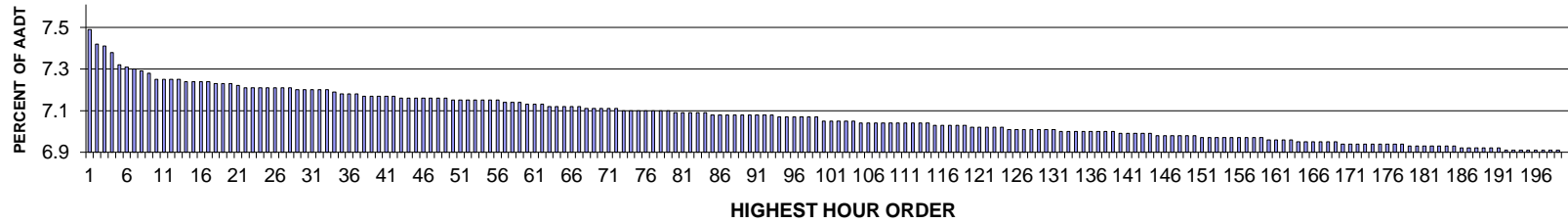
MO	DY	YR	DAY OF WK	HR	HR VOL	PERCENT OF AADT	HOUR NUMBER	AADT	EAST VOLUME	WEST VOLUME	PERCENT EAST IS OF TOTAL VOLUME	PERCENT WEST IS OF TOTAL VOLUME	
	6	19	15	6	18	11,086	8.68	59	127,729	7,054	4,032	63.63	36.37
	6	4	15	5	17	11,082	8.68	60	127,729	6,964	4,118	62.84	37.16
	6	4	15	5	18	11,080	8.67	61	127,729	7,186	3,894	64.86	35.14
	5	15	15	6	18	11,077	8.67	62	127,729	6,964	4,113	62.87	37.13
	8	7	15	6	16	11,073	8.67	63	127,729	6,540	4,533	59.06	40.94
	7	10	15	6	18	11,063	8.66	64	127,729	6,861	4,202	62.02	37.98
	3	19	15	5	17	11,062	8.66	65	127,729	7,097	3,965	64.16	35.84
	5	22	15	6	17	11,061	8.66	66	127,729	6,976	4,085	63.07	36.93
	3	27	15	6	16	11,059	8.66	67	127,729	6,659	4,400	60.21	39.79
	8	12	15	4	17	11,056	8.66	68	127,729	7,039	4,017	63.67	36.33
	5	26	15	3	17	11,052	8.65	69	127,729	6,970	4,082	63.07	36.93
	4	22	15	4	17	11,051	8.65	70	127,729	6,988	4,063	63.23	36.77
	8	21	15	6	16	11,047	8.65	71	127,729	6,430	4,617	58.21	41.79
	10	15	15	5	18	11,047	8.65	72	127,729	7,255	3,792	65.67	34.33
	7	31	15	6	17	11,045	8.65	73	127,729	6,885	4,160	62.34	37.66
	6	24	15	4	17	11,031	8.64	74	127,729	6,817	4,214	61.80	38.20
	5	29	15	6	16	11,012	8.62	75	127,729	6,738	4,274	61.19	38.81
	7	2	15	5	16	11,010	8.62	76	127,729	6,761	4,249	61.41	38.59
	6	25	15	5	17	11,008	8.62	77	127,729	6,890	4,118	62.59	37.41
	3	5	15	5	18	11,004	8.62	78	127,729	7,310	3,694	66.43	33.57
	3	20	15	6	17	10,980	8.60	79	127,729	7,105	3,875	64.71	35.29
	8	5	15	4	17	10,977	8.59	80	127,729	6,871	4,106	62.59	37.41
	10	28	15	4	18	10,976	8.59	81	127,729	6,930	4,046	63.14	36.86
	2	13	15	6	16	10,970	8.59	82	127,729	6,702	4,268	61.09	38.91
	6	12	15	6	18	10,969	8.59	83	127,729	6,932	4,037	63.20	36.80
	4	15	15	4	18	10,966	8.59	84	127,729	7,047	3,919	64.26	35.74
	7	9	15	5	18	10,966	8.59	85	127,729	6,900	4,066	62.92	37.08
	10	21	15	4	18	10,966	8.59	86	127,729	6,934	4,032	63.23	36.77
	9	11	15	6	18	10,964	8.58	87	127,729	7,071	3,893	64.49	35.51
	10	28	15	4	17	10,957	8.58	88	127,729	6,867	4,090	62.67	37.33
	11	25	15	4	15	10,950	8.57	89	127,729	6,767	4,183	61.80	38.20
	6	1	15	2	18	10,947	8.57	90	127,729	7,167	3,780	65.47	34.53
	10	30	15	6	16	10,945	8.57	91	127,729	6,641	4,304	60.68	39.32
	5	27	15	4	18	10,938	8.56	92	127,729	6,874	4,064	62.85	37.15
	7	17	15	6	18	10,928	8.56	93	127,729	6,743	4,185	61.70	38.30
	3	5	15	5	17	10,918	8.55	94	127,729	7,074	3,844	64.79	35.21
	8	28	15	6	16	10,911	8.54	95	127,729	6,524	4,387	59.79	40.21
	5	29	15	6	18	10,909	8.54	96	127,729	6,800	4,109	62.33	37.67
	9	4	15	6	17	10,909	8.54	97	127,729	6,964	3,945	63.84	36.16
	2	12	15	5	17	10,907	8.54	98	127,729	7,141	3,766	65.47	34.53
	10	2	15	6	18	10,905	8.54	99	127,729	6,936	3,969	63.60	36.40
	3	11	15	4	17	10,904	8.54	100	127,729	7,014	3,890	64.33	35.67
	10	23	15	6	18	10,904	8.54	101	127,729	6,901	4,003	63.29	36.71
	7	28	15	3	17	10,894	8.53	102	127,729	6,819	4,075	62.59	37.41
	8	26	15	4	17	10,892	8.53	103	127,729	6,977	3,915	64.06	35.94

MO	DY	YR	DAY OF WK	HR	HR VOL	PERCENT OF AADT	HOUR NUMBER	AADT	EAST VOLUME	WEST VOLUME	PERCENT EAST IS OF TOTAL VOLUME	PERCENT WEST IS OF TOTAL VOLUME	
	3	4	15	4	18	10,891	8.53	104	127,729	7,081	3,810	65.02	34.98
	7	15	15	4	17	10,890	8.53	105	127,729	6,676	4,214	61.30	38.70
	5	28	15	5	17	10,888	8.52	106	127,729	6,739	4,149	61.89	38.11
	9	18	15	6	16	10,888	8.52	107	127,729	6,574	4,314	60.38	39.62
	10	16	15	6	18	10,886	8.52	108	127,729	6,776	4,110	62.25	37.75
	7	23	15	5	18	10,884	8.52	109	127,729	6,972	3,912	64.06	35.94
	4	2	15	5	17	10,883	8.52	110	127,729	6,937	3,946	63.74	36.26
	4	2	15	5	18	10,883	8.52	111	127,729	7,274	3,609	66.84	33.16
	5	6	15	4	18	10,880	8.52	112	127,729	7,191	3,689	66.09	33.91
	9	16	15	4	18	10,880	8.52	113	127,729	7,191	3,689	66.09	33.91
	10	22	15	5	17	10,880	8.52	114	127,729	6,887	3,993	63.30	36.70
	10	22	15	5	18	10,880	8.52	115	127,729	7,123	3,757	65.47	34.53
	7	8	15	4	17	10,876	8.51	116	127,729	6,820	4,056	62.71	37.29
	6	5	15	6	18	10,873	8.51	117	127,729	6,793	4,080	62.48	37.52
	11	6	15	6	16	10,868	8.51	118	127,729	6,622	4,246	60.93	39.07
	6	3	15	4	17	10,866	8.51	119	127,729	7,001	3,865	64.43	35.57
	10	14	15	4	18	10,866	8.51	120	127,729	7,117	3,749	65.50	34.50
	7	7	15	3	17	10,863	8.50	121	127,729	6,910	3,953	63.61	36.39
	8	27	15	5	17	10,862	8.50	122	127,729	6,967	3,895	64.14	35.86
	2	11	15	4	17	10,861	8.50	123	127,729	6,875	3,986	63.30	36.70
	3	26	15	5	17	10,861	8.50	124	127,729	6,820	4,041	62.79	37.21
	6	26	15	6	15	10,861	8.50	125	127,729	6,317	4,544	58.16	41.84
	4	24	15	6	18	10,860	8.50	126	127,729	7,089	3,771	65.28	34.72
	7	31	15	6	16	10,859	8.50	127	127,729	6,738	4,121	62.05	37.95
	10	14	15	4	17	10,857	8.50	128	127,729	6,900	3,957	63.55	36.45
	2	6	15	6	17	10,855	8.50	129	127,729	7,162	3,693	65.98	34.02
	5	20	15	4	17	10,850	8.49	130	127,729	6,715	4,135	61.89	38.11
	10	30	15	6	17	10,850	8.49	131	127,729	7,128	3,722	65.70	34.30
	5	22	15	6	15	10,848	8.49	132	127,729	6,749	4,099	62.21	37.79
	6	17	15	4	17	10,843	8.49	133	127,729	6,592	4,251	60.79	39.21
	8	20	15	5	17	10,843	8.49	134	127,729	6,776	4,067	62.49	37.51
	6	18	15	5	18	10,841	8.49	135	127,729	6,804	4,037	62.76	37.24
	4	15	15	4	17	10,839	8.49	136	127,729	6,842	3,997	63.12	36.88
	11	20	15	6	16	10,837	8.48	137	127,729	6,369	4,468	58.77	41.23
	2	13	15	6	18	10,835	8.48	138	127,729	6,804	4,031	62.80	37.20
	4	1	15	4	18	10,833	8.48	139	127,729	7,288	3,545	67.28	32.72
	10	8	15	5	17	10,830	8.48	140	127,729	6,975	3,855	64.40	35.60
	6	16	15	3	17	10,827	8.48	141	127,729	6,867	3,960	63.42	36.58
	8	5	15	4	18	10,825	8.47	142	127,729	7,144	3,681	66.00	34.00
	7	27	15	2	18	10,822	8.47	143	127,729	7,046	3,776	65.11	34.89
	4	22	15	4	18	10,820	8.47	144	127,729	7,029	3,791	64.96	35.04
	2	27	15	6	18	10,819	8.47	145	127,729	7,118	3,701	65.79	34.21
	12	30	15	4	16	10,819	8.47	146	127,729	5,614	5,205	51.89	48.11
	4	21	15	3	17	10,814	8.47	147	127,729	6,933	3,881	64.11	35.89
	9	3	15	5	18	10,814	8.47	148	127,729	6,913	3,901	63.93	36.07

MO	DY	YR	DAY OF WK	HR	HR VOL	PERCENT OF AADT	HOUR NUMBER	AADT	EAST VOLUME	WEST VOLUME	PERCENT EAST IS OF TOTAL VOLUME	PERCENT WEST IS OF TOTAL VOLUME
9	11	15	6	16	10,814	8.47	149	127,729	6,494	4,320	60.05	39.95
9	24	15	5	17	10,809	8.46	150	127,729	6,933	3,876	64.14	35.86
10	23	15	6	16	10,806	8.46	151	127,729	6,711	4,095	62.10	37.90
7	27	15	2	17	10,802	8.46	152	127,729	6,664	4,138	61.69	38.31
7	21	15	3	17	10,801	8.46	153	127,729	6,855	3,946	63.47	36.53
8	27	15	5	18	10,801	8.46	154	127,729	7,081	3,720	65.56	34.44
8	12	15	4	18	10,800	8.46	155	127,729	7,015	3,785	64.95	35.05
4	3	15	6	17	10,799	8.45	156	127,729	7,066	3,733	65.43	34.57
12	4	15	6	17	10,799	8.45	157	127,729	6,704	4,095	62.08	37.92
5	19	15	3	17	10,796	8.45	158	127,729	6,870	3,926	63.63	36.37
10	1	15	5	18	10,796	8.45	159	127,729	7,052	3,744	65.32	34.68
8	7	15	6	18	10,795	8.45	160	127,729	6,663	4,132	61.72	38.28
6	11	15	5	18	10,794	8.45	161	127,729	6,893	3,901	63.86	36.14
6	22	15	2	17	10,788	8.45	162	127,729	6,724	4,064	62.33	37.67
7	29	15	4	17	10,788	8.45	163	127,729	6,824	3,964	63.26	36.74
3	13	15	6	16	10,784	8.44	164	127,729	6,349	4,435	58.87	41.13
3	18	15	4	18	10,784	8.44	165	127,729	6,998	3,786	64.89	35.11
10	6	15	3	18	10,784	8.44	166	127,729	7,068	3,716	65.54	34.46
5	12	15	3	17	10,783	8.44	167	127,729	6,875	3,908	63.76	36.24
11	6	15	6	18	10,781	8.44	168	127,729	6,812	3,969	63.19	36.81
5	14	15	5	17	10,778	8.44	169	127,729	6,720	4,058	62.35	37.65
5	6	15	4	17	10,777	8.44	170	127,729	6,842	3,935	63.49	36.51
7	6	15	2	17	10,773	8.43	171	127,729	6,581	4,192	61.09	38.91
3	19	15	5	18	10,772	8.43	172	127,729	6,998	3,774	64.96	35.04
6	23	15	3	17	10,770	8.43	173	127,729	6,772	3,998	62.88	37.12
6	15	15	2	17	10,768	8.43	174	127,729	6,922	3,846	64.28	35.72
6	10	15	4	17	10,767	8.43	175	127,729	6,657	4,110	61.83	38.17
6	3	15	4	18	10,765	8.43	176	127,729	7,142	3,623	66.34	33.66
9	15	15	3	17	10,764	8.43	177	127,729	6,866	3,898	63.79	36.21
5	21	15	5	18	10,761	8.42	178	127,729	6,905	3,856	64.17	35.83
7	14	15	3	17	10,761	8.42	179	127,729	6,779	3,982	63.00	37.00
10	8	15	5	18	10,758	8.42	180	127,729	6,956	3,802	64.66	35.34
3	26	15	5	18	10,755	8.42	181	127,729	7,032	3,723	65.38	34.62
9	14	15	2	18	10,753	8.42	182	127,729	7,095	3,658	65.98	34.02
11	24	15	3	17	10,753	8.42	183	127,729	6,652	4,101	61.86	38.14
3	6	15	6	17	10,746	8.41	184	127,729	7,204	3,542	67.04	32.96
3	4	15	4	17	10,745	8.41	185	127,729	6,819	3,926	63.46	36.54
3	10	15	3	17	10,741	8.41	186	127,729	6,953	3,788	64.73	35.27
10	1	15	5	17	10,737	8.41	187	127,729	6,874	3,863	64.02	35.98
7	15	15	4	18	10,729	8.40	188	127,729	6,791	3,938	63.30	36.70
7	16	15	5	18	10,728	8.40	189	127,729	6,807	3,921	63.45	36.55
5	11	15	2	17	10,726	8.40	190	127,729	6,920	3,806	64.52	35.48
6	26	15	6	17	10,723	8.40	191	127,729	6,597	4,126	61.52	38.48
7	7	15	3	18	10,723	8.40	192	127,729	6,989	3,734	65.18	34.82
5	14	15	5	18	10,721	8.39	193	127,729	6,896	3,825	64.32	35.68

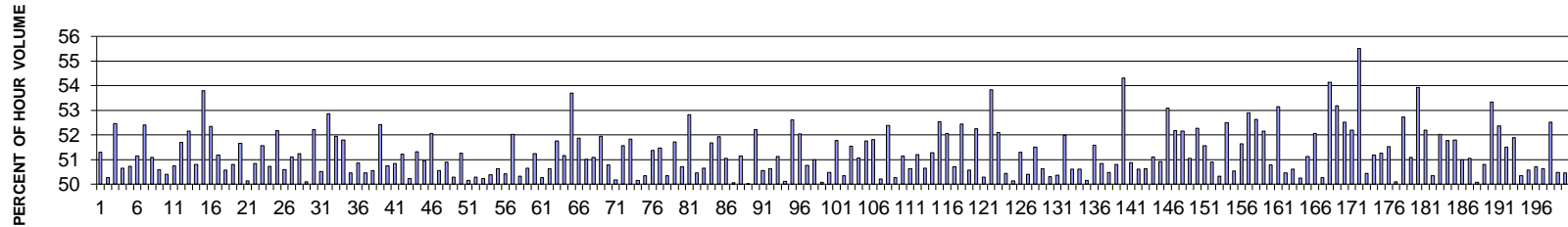
MO	DY	YR	DAY OF WK	HR	HR VOL	PERCENT OF AADT	HOUR NUMBER	AADT	EAST VOLUME	WEST VOLUME	PERCENT EAST IS OF TOTAL VOLUME	PERCENT WEST IS OF TOTAL VOLUME
8	24	15	2	18	10,718	8.39	194	127,729	7,029	3,689	65.58	34.42
10	20	15	3	18	10,717	8.39	195	127,729	7,043	3,674	65.72	34.28
3	20	15	6	18	10,714	8.39	196	127,729	6,947	3,767	64.84	35.16
4	24	15	6	16	10,710	8.38	197	127,729	6,509	4,201	60.77	39.23
8	17	15	2	17	10,710	8.38	198	127,729	6,726	3,984	62.80	37.20
8	20	15	5	18	10,709	8.38	199	127,729	6,838	3,871	63.85	36.15
12	16	15	4	17	10,709	8.38	200	127,729	6,563	4,146	61.28	38.72

**SR 405 MP 4.96 N/O SUNSET BLVD NE ADC SITE S827
K FOR PEAK 200 HOURS OF 2015**



AADT= 153081 K 30 FACTOR= 7.19 K 100 FACTOR= 7.04 K 200 FACTOR= 6.89 D 30 FACTOR= 52.21

**SR 405 MP 4.96 N/O SUNSET BLVD NE ADC SITE S827
D % IN THE PEAK 200 HOURS OF 2015**



MO	DY	YR	DAY OF WK	HR	HR VOL	PERCENT OF AADT	HOUR NUMBER	AADT	NORTH VOLUME	SOUTH VOLUME	PERCENT NORTH IS OF TOTAL VOLUME	PERCENT SOUTH IS OF TOTAL VOLUME
5	16	15	7	13	11456	7.48	1	153081	5877	5579	51.30	48.70
6	21	15	1	12	11347	7.41	2	153081	5704	5643	50.27	49.73
3	21	15	7	14	11324	7.40	3	153081	5939	5385	52.45	47.55
5	16	15	7	16	11286	7.37	4	153081	5715	5571	50.64	49.36
3	28	15	7	13	11194	7.31	5	153081	5678	5516	50.72	49.28
7	12	15	1	13	11168	7.30	6	153081	5712	5456	51.15	48.85
4	5	15	1	14	11166	7.29	7	153081	5852	5314	52.41	47.59
4	25	15	7	17	11140	7.28	8	153081	5691	5449	51.09	48.91
5	9	15	7	12	11122	7.27	9	153081	5627	5495	50.59	49.41
8	15	15	7	12	11089	7.24	10	153081	5589	5500	50.40	49.60
7	26	15	1	13	11085	7.24	11	153081	5624	5461	50.74	49.26
3	21	15	7	15	11077	7.24	12	153081	5726	5351	51.69	48.31
8	15	15	7	17	11077	7.24	13	153081	5777	5300	52.15	47.85

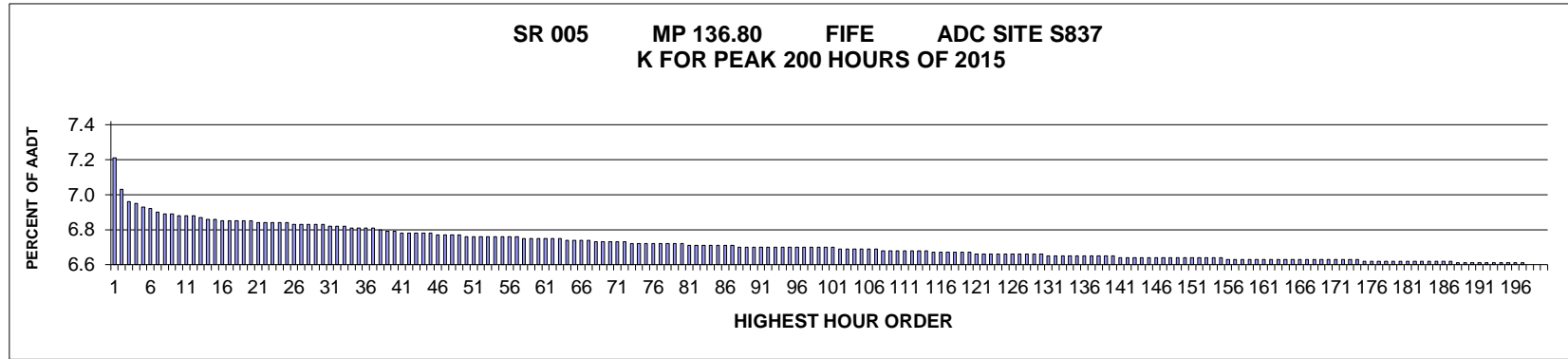
MO	DY	YR	DAY OF WK	HR	HR VOL	PERCENT OF AADT	HOUR NUMBER	AADT	NORTH VOLUME	SOUTH VOLUME	PERCENT NORTH IS OF TOTAL VOLUME	PERCENT SOUTH IS OF TOTAL VOLUME
9	19	15	7	12	11075	7.23	14	153081	5626	5449	50.80	49.20
5	17	15	1	14	11065	7.23	15	153081	5953	5112	53.80	46.20
5	2	15	7	12	11064	7.23	16	153081	5792	5272	52.35	47.65
5	16	15	7	14	11063	7.23	17	153081	5663	5400	51.19	48.81
3	21	15	7	17	11054	7.22	18	153081	5591	5463	50.58	49.42
7	11	15	7	12	11052	7.22	19	153081	5614	5438	50.80	49.20
6	14	15	1	13	11047	7.22	20	153081	5706	5341	51.65	48.35
3	28	15	7	12	11033	7.21	21	153081	5532	5501	50.14	49.86
8	15	15	7	14	11029	7.20	22	153081	5606	5423	50.83	49.17
5	10	15	1	13	11026	7.20	23	153081	5685	5341	51.56	48.44
3	21	15	7	16	11025	7.20	24	153081	5432	5593	49.27	50.73
4	11	15	7	15	11025	7.20	25	153081	5752	5273	52.17	47.83
5	16	15	7	17	11025	7.20	26	153081	5577	5448	50.59	49.41
8	15	15	7	15	11020	7.20	27	153081	5632	5388	51.11	48.89
4	25	15	7	13	11017	7.20	28	153081	5645	5372	51.24	48.76
3	14	15	7	16	11014	7.19	29	153081	5518	5496	50.10	49.90
8	8	15	7	12	11014	7.19	30	153081	5750	5264	52.21	47.79
5	16	15	7	18	11013	7.19	31	153081	5564	5449	50.52	49.48
3	21	15	7	13	11006	7.19	32	153081	5818	5188	52.86	47.14
1	31	15	7	14	11000	7.19	33	153081	5713	5287	51.94	48.06
2	1	15	1	15	10989	7.18	34	153081	5692	5297	51.80	48.20
3	14	15	7	17	10982	7.17	35	153081	5542	5440	50.46	49.54
9	20	15	1	14	10978	7.17	36	153081	5582	5396	50.85	49.15
3	28	15	7	15	10974	7.17	37	153081	5538	5436	50.46	49.54
3	14	15	7	13	10968	7.16	38	153081	5545	5423	50.56	49.44
9	19	15	7	17	10968	7.16	39	153081	5749	5219	52.42	47.58
12	19	15	7	15	10967	7.16	40	153081	5565	5402	50.74	49.26
7	12	15	1	14	10963	7.16	41	153081	5572	5391	50.83	49.17
4	18	15	7	14	10961	7.16	42	153081	5614	5347	51.22	48.78
4	18	15	7	12	10952	7.15	43	153081	5451	5501	49.77	50.23
1	31	15	7	16	10948	7.15	44	153081	5618	5330	51.32	48.68
5	10	15	1	14	10947	7.15	45	153081	5579	5368	50.96	49.04
7	12	15	1	17	10947	7.15	46	153081	5699	5248	52.06	47.94
3	7	15	7	14	10945	7.15	47	153081	5534	5411	50.56	49.44
4	25	15	7	16	10944	7.15	48	153081	5375	5569	49.11	50.89
12	19	15	7	14	10938	7.15	49	153081	5437	5501	49.71	50.29
8	15	15	7	16	10937	7.14	50	153081	5605	5332	51.25	48.75
5	16	15	7	15	10935	7.14	51	153081	5485	5450	50.16	49.84
8	16	15	1	14	10935	7.14	52	153081	5436	5499	49.71	50.29
3	14	15	7	15	10926	7.14	53	153081	5487	5439	50.22	49.78
6	21	15	1	13	10926	7.14	54	153081	5505	5421	50.38	49.62
8	22	15	7	13	10926	7.14	55	153081	5531	5395	50.62	49.38
8	23	15	1	13	10926	7.14	56	153081	5418	5508	49.59	50.41
4	11	15	7	14	10919	7.13	57	153081	5680	5239	52.02	47.98
4	18	15	7	11	10911	7.13	58	153081	5421	5490	49.68	50.32

MO	DY	YR	DAY OF WK	HR	HR VOL	PERCENT OF AADT	HOUR NUMBER	AADT	NORTH VOLUME	SOUTH VOLUME	PERCENT NORTH IS OF TOTAL VOLUME	PERCENT SOUTH IS OF TOTAL VOLUME
8	8	15	7	16	10910	7.13	59	153081	5525	5385	50.64	49.36
6	6	15	7	12	10907	7.12	60	153081	5588	5319	51.23	48.77
2	21	15	7	15	10905	7.12	61	153081	5482	5423	50.27	49.73
8	15	15	7	13	10892	7.12	62	153081	5514	5378	50.62	49.38
6	28	15	1	14	10881	7.11	63	153081	5631	5250	51.75	48.25
12	24	15	5	15	10880	7.11	64	153081	5313	5567	48.83	51.17
5	17	15	1	17	10879	7.11	65	153081	5842	5037	53.70	46.30
10	17	15	7	13	10879	7.11	66	153081	5642	5237	51.86	48.14
5	16	15	7	12	10877	7.11	67	153081	5548	5329	51.01	48.99
3	7	15	7	13	10871	7.10	68	153081	5554	5317	51.09	48.91
4	25	15	7	12	10868	7.10	69	153081	5646	5222	51.95	48.05
3	28	15	7	16	10867	7.10	70	153081	5348	5519	49.21	50.79
3	29	15	1	14	10864	7.10	71	153081	5414	5450	49.83	50.17
11	26	15	5	14	10864	7.10	72	153081	5601	5263	51.56	48.44
5	10	15	1	16	10857	7.09	73	153081	5627	5230	51.83	48.17
5	2	15	7	18	10851	7.09	74	153081	5443	5408	50.16	49.84
6	13	15	7	12	10850	7.09	75	153081	5463	5387	50.35	49.65
1	31	15	7	17	10849	7.09	76	153081	5574	5275	51.38	48.62
3	28	15	7	17	10849	7.09	77	153081	5265	5584	48.53	51.47
4	19	15	1	14	10847	7.09	78	153081	5386	5461	49.65	50.35
7	11	15	7	18	10846	7.09	79	153081	5608	5238	51.71	48.29
4	4	15	7	15	10844	7.08	80	153081	5499	5345	50.71	49.29
4	11	15	7	13	10843	7.08	81	153081	5728	5115	52.83	47.17
9	12	15	7	12	10839	7.08	82	153081	5469	5370	50.46	49.54
9	19	15	7	15	10839	7.08	83	153081	5490	5349	50.65	49.35
5	2	15	7	13	10831	7.08	84	153081	5596	5235	51.67	48.33
8	9	15	1	14	10829	7.07	85	153081	5624	5205	51.93	48.07
7	26	15	1	14	10828	7.07	86	153081	5528	5300	51.05	48.95
3	28	15	7	14	10827	7.07	87	153081	5407	5420	49.94	50.06
4	19	15	1	12	10826	7.07	88	153081	5289	5537	48.85	51.15
5	2	15	7	17	10825	7.07	89	153081	5414	5411	50.01	49.99
9	19	15	7	18	10825	7.07	90	153081	5653	5172	52.22	47.78
7	11	15	7	13	10823	7.07	91	153081	5471	5352	50.55	49.45
7	25	15	7	17	10822	7.07	92	153081	5478	5344	50.62	49.38
10	24	15	7	16	10816	7.07	93	153081	5529	5287	51.12	48.88
8	2	15	1	13	10811	7.06	94	153081	5419	5392	50.12	49.88
7	12	15	1	18	10809	7.06	95	153081	5687	5122	52.61	47.39
8	22	15	7	12	10808	7.06	96	153081	5625	5183	52.04	47.96
5	30	15	7	13	10803	7.06	97	153081	5484	5319	50.76	49.24
8	8	15	7	13	10803	7.06	98	153081	5510	5293	51.00	49.00
6	27	15	7	13	10801	7.06	99	153081	5409	5392	50.08	49.92
7	11	15	7	15	10783	7.04	100	153081	5442	5341	50.47	49.53
2	14	15	7	14	10782	7.04	101	153081	5583	5199	51.78	48.22
11	21	15	7	13	10782	7.04	102	153081	5429	5353	50.35	49.65
8	9	15	1	13	10773	7.04	103	153081	5554	5219	51.55	48.45

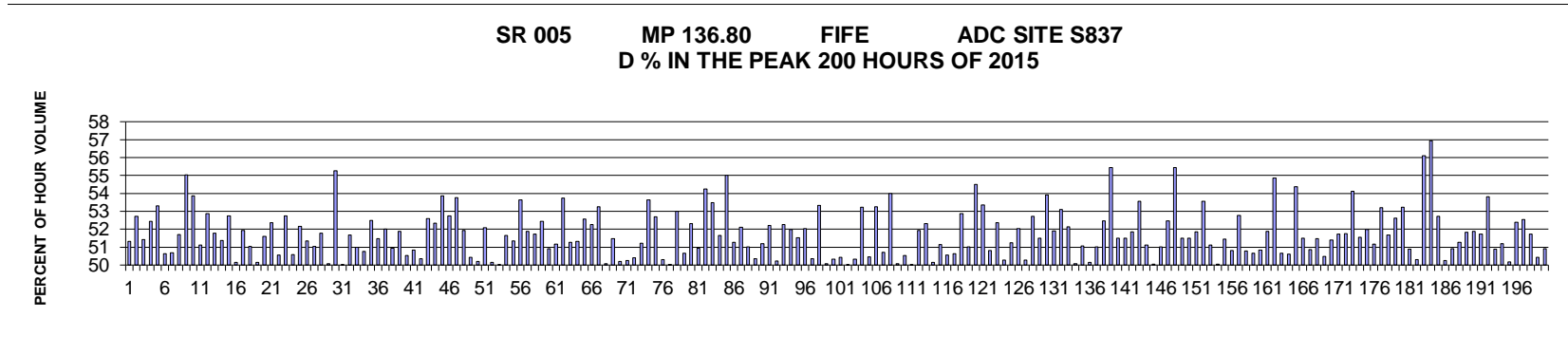
MO	DY	YR	DAY OF WK	HR	HR VOL	PERCENT OF AADT	HOUR NUMBER	AADT	NORTH VOLUME	SOUTH VOLUME	PERCENT NORTH IS OF TOTAL VOLUME	PERCENT SOUTH IS OF TOTAL VOLUME
9	19	15	7	16	10771	7.04	104	153081	5501	5270	51.07	48.93
6	14	15	1	17	10768	7.03	105	153081	5572	5196	51.75	48.25
10	24	15	7	15	10768	7.03	106	153081	5579	5189	51.81	48.19
10	3	15	7	13	10766	7.03	107	153081	5406	5360	50.21	49.79
10	24	15	7	14	10763	7.03	108	153081	5638	5125	52.38	47.62
2	7	15	7	14	10762	7.03	109	153081	5410	5352	50.27	49.73
8	8	15	7	15	10762	7.03	110	153081	5505	5257	51.15	48.85
7	19	15	1	13	10760	7.03	111	153081	5447	5313	50.62	49.38
7	26	15	1	15	10760	7.03	112	153081	5509	5251	51.20	48.80
4	18	15	7	15	10758	7.03	113	153081	5449	5309	50.65	49.35
6	14	15	1	14	10755	7.03	114	153081	5515	5240	51.28	48.72
7	11	15	7	17	10750	7.02	115	153081	5647	5103	52.53	47.47
12	19	15	7	12	10750	7.02	116	153081	5595	5155	52.05	47.95
5	30	15	7	14	10742	7.02	117	153081	5446	5296	50.70	49.30
8	9	15	1	17	10742	7.02	118	153081	5633	5109	52.44	47.56
4	25	15	7	15	10740	7.02	119	153081	5309	5431	49.43	50.57
10	24	15	7	17	10738	7.01	120	153081	5610	5128	52.24	47.76
12	19	15	7	16	10736	7.01	121	153081	5399	5337	50.29	49.71
5	17	15	1	13	10733	7.01	122	153081	5779	4954	53.84	46.16
6	19	15	6	18	10729	7.01	123	153081	5590	5139	52.10	47.90
8	8	15	7	17	10725	7.01	124	153081	5410	5315	50.44	49.56
3	14	15	7	18	10723	7.00	125	153081	5346	5377	49.86	50.14
1	31	15	7	15	10722	7.00	126	153081	5499	5223	51.29	48.71
6	20	15	7	11	10721	7.00	127	153081	5403	5318	50.40	49.60
4	4	15	7	13	10719	7.00	128	153081	5520	5199	51.50	48.50
6	27	15	7	17	10713	7.00	129	153081	5423	5290	50.62	49.38
6	14	15	1	15	10711	7.00	130	153081	5388	5323	50.30	49.70
1	24	15	7	13	10710	7.00	131	153081	5315	5395	49.63	50.37
4	4	15	7	14	10708	6.99	132	153081	5566	5142	51.98	48.02
10	10	15	7	13	10707	6.99	133	153081	5419	5288	50.61	49.39
9	19	15	7	14	10702	6.99	134	153081	5415	5287	50.60	49.40
4	25	15	7	18	10701	6.99	135	153081	5334	5367	49.85	50.15
6	13	15	7	11	10697	6.99	136	153081	5519	5178	51.59	48.41
9	5	15	7	13	10695	6.99	137	153081	5437	5258	50.84	49.16
6	27	15	7	15	10694	6.99	138	153081	5397	5297	50.47	49.53
10	24	15	7	13	10693	6.99	139	153081	5432	5261	50.80	49.20
3	1	15	1	14	10688	6.98	140	153081	5805	4883	54.31	45.69
10	17	15	7	16	10684	6.98	141	153081	5436	5248	50.88	49.12
1	24	15	7	14	10683	6.98	142	153081	5407	5276	50.61	49.39
5	9	15	7	18	10681	6.98	143	153081	5407	5274	50.62	49.38
10	17	15	7	15	10678	6.98	144	153081	5456	5222	51.10	48.90
12	19	15	7	13	10674	6.97	145	153081	5434	5240	50.91	49.09
5	3	15	1	14	10672	6.97	146	153081	5665	5007	53.08	46.92
2	28	15	7	13	10671	6.97	147	153081	5567	5104	52.17	47.83
9	19	15	7	13	10671	6.97	148	153081	5566	5105	52.16	47.84

MO	DY	YR	DAY OF WK	HR	HR VOL	PERCENT OF AADT	HOUR NUMBER	AADT	NORTH VOLUME	SOUTH VOLUME	PERCENT NORTH IS OF TOTAL VOLUME	PERCENT SOUTH IS OF TOTAL VOLUME
2	20	15	6	17	10666	6.97	149	153081	5445	5221	51.05	48.95
3	14	15	7	14	10666	6.97	150	153081	5574	5092	52.26	47.74
7	12	15	1	16	10660	6.96	151	153081	5496	5164	51.56	48.44
5	9	15	7	17	10659	6.96	152	153081	5424	5235	50.89	49.11
7	25	15	7	16	10657	6.96	153	153081	5363	5294	50.32	49.68
8	16	15	1	18	10656	6.96	154	153081	5593	5063	52.49	47.51
7	25	15	7	13	10654	6.96	155	153081	5384	5270	50.54	49.46
8	8	15	7	14	10654	6.96	156	153081	5501	5153	51.63	48.37
2	28	15	7	11	10651	6.96	157	153081	5633	5018	52.89	47.11
2	28	15	7	12	10651	6.96	158	153081	5606	5045	52.63	47.37
4	12	15	1	14	10651	6.96	159	153081	5554	5097	52.15	47.85
7	19	15	1	14	10646	6.95	160	153081	5406	5240	50.78	49.22
3	7	15	7	12	10641	6.95	161	153081	5655	4986	53.14	46.86
10	3	15	7	16	10634	6.95	162	153081	5366	5268	50.46	49.54
12	24	15	5	16	10634	6.95	163	153081	5381	5253	50.60	49.40
5	2	15	7	16	10631	6.94	164	153081	5289	5342	49.75	50.25
4	26	15	1	14	10628	6.94	165	153081	5434	5194	51.13	48.87
6	14	15	1	16	10624	6.94	166	153081	5531	5093	52.06	47.94
3	7	15	7	17	10623	6.94	167	153081	5339	5284	50.26	49.74
3	1	15	1	15	10618	6.94	168	153081	5749	4869	54.14	45.86
5	2	15	7	11	10617	6.94	169	153081	5646	4971	53.18	46.82
7	19	15	1	18	10607	6.93	170	153081	5570	5037	52.51	47.49
5	3	15	1	13	10606	6.93	171	153081	5536	5070	52.20	47.80
5	17	15	1	18	10606	6.93	172	153081	5887	4719	55.51	44.49
4	19	15	1	15	10605	6.93	173	153081	5349	5256	50.44	49.56
5	31	15	1	14	10604	6.93	174	153081	5427	5177	51.18	48.82
6	27	15	7	12	10604	6.93	175	153081	5436	5168	51.26	48.74
5	10	15	1	15	10602	6.93	176	153081	5462	5140	51.52	48.48
8	2	15	1	14	10602	6.93	177	153081	5290	5312	49.90	50.10
10	17	15	7	12	10602	6.93	178	153081	5589	5013	52.72	47.28
2	7	15	7	13	10599	6.92	179	153081	5414	5185	51.08	48.92
2	21	15	7	16	10599	6.92	180	153081	5716	4883	53.93	46.07
8	23	15	1	17	10599	6.92	181	153081	5532	5067	52.19	47.81
7	26	15	1	12	10595	6.92	182	153081	5335	5260	50.35	49.65
8	8	15	7	11	10593	6.92	183	153081	5511	5082	52.02	47.98
8	8	15	7	18	10592	6.92	184	153081	5485	5107	51.78	48.22
4	26	15	1	13	10586	6.92	185	153081	5483	5103	51.79	48.21
5	9	15	7	13	10584	6.91	186	153081	5398	5186	51.00	49.00
6	6	15	7	15	10583	6.91	187	153081	5402	5181	51.04	48.96
2	21	15	7	17	10576	6.91	188	153081	5296	5280	50.08	49.92
6	6	15	7	13	10576	6.91	189	153081	5373	5203	50.80	49.20
6	21	15	1	18	10574	6.91	190	153081	5639	4935	53.33	46.67
1	10	15	7	16	10572	6.91	191	153081	5536	5036	52.36	47.64
8	21	15	6	17	10570	6.90	192	153081	5444	5126	51.50	48.50
9	5	15	7	14	10567	6.90	193	153081	5482	5085	51.88	48.12

MO	DY	YR	DAY OF WK	HR	HR VOL	PERCENT OF AADT	HOUR NUMBER	AADT	NORTH VOLUME	SOUTH VOLUME	PERCENT NORTH IS OF TOTAL VOLUME	PERCENT SOUTH IS OF TOTAL VOLUME
1	31	15	7	13	10565	6.90	194	153081	5320	5245	50.35	49.65
4	10	15	6	16	10562	6.90	195	153081	5341	5221	50.57	49.43
4	3	15	6	16	10559	6.90	196	153081	5353	5206	50.70	49.30
4	11	15	7	17	10559	6.90	197	153081	5213	5346	49.37	50.63
4	19	15	1	13	10559	6.90	198	153081	5014	5545	47.49	52.51
8	15	15	7	18	10556	6.90	199	153081	5228	5328	49.53	50.47
7	25	15	7	12	10554	6.89	200	153081	5228	5326	49.54	50.46



AADT= 192671 K 30 FACTOR= 6.81 K 100 FACTOR= 6.68 K 200 FACTOR= 6.58 D 30 FACTOR= 55.27



MO	DY	YR	DAY OF WK	HR	HR VOL	PERCENT OF AADT	HOUR NUMBER	AADT	NORTH VOLUME	SOUTH VOLUME	PERCENT NORTH IS OF TOTAL VOLUME	PERCENT SOUTH IS OF TOTAL VOLUME
5	10	15	1	17	13,855	7.19	1	192,671	6,744	7,111	48.68	51.32
6	18	15	5	8	13,514	7.01	2	192,671	6,390	7,124	47.28	52.72
8	8	15	7	11	13,372	6.94	3	192,671	6,495	6,877	48.57	51.43
5	16	15	7	16	13,350	6.93	4	192,671	6,351	6,999	47.57	52.43
3	19	15	5	15	13,323	6.91	5	192,671	6,220	7,103	46.69	53.31
8	16	15	1	13	13,288	6.90	6	192,671	6,729	6,559	50.64	49.36
5	10	15	1	13	13,252	6.88	7	192,671	6,534	6,718	49.31	50.69
4	25	15	7	16	13,246	6.87	8	192,671	6,396	6,850	48.29	51.71
4	7	15	3	15	13,243	6.87	9	192,671	5,954	7,289	44.96	55.04
4	8	15	4	15	13,226	6.86	10	192,671	6,102	7,124	46.14	53.86
5	16	15	7	17	13,220	6.86	11	192,671	6,463	6,757	48.89	51.11
6	21	15	1	12	13,209	6.86	12	192,671	6,227	6,982	47.14	52.86
8	9	15	1	12	13,202	6.85	13	192,671	6,365	6,837	48.21	51.79

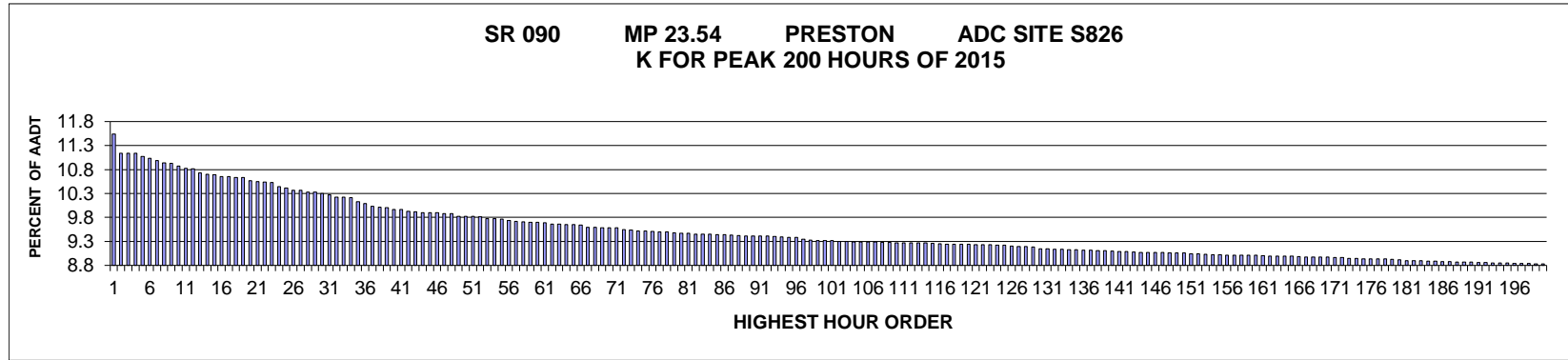
MO	DY	YR	DAY OF WK	HR	HR VOL	PERCENT OF AADT	HOUR NUMBER	AADT	NORTH VOLUME	SOUTH VOLUME	PERCENT NORTH IS OF TOTAL VOLUME	PERCENT SOUTH IS OF TOTAL VOLUME
10	8	15	5	8	13,180	6.84	14	192,671	6,771	6,409	51.37	48.63
4	2	15	5	16	13,171	6.84	15	192,671	6,225	6,946	47.26	52.74
4	5	15	1	14	13,169	6.83	16	192,671	6,564	6,605	49.84	50.16
3	28	15	7	17	13,168	6.83	17	192,671	6,331	6,837	48.08	51.92
6	17	15	4	8	13,162	6.83	18	192,671	6,444	6,718	48.96	51.04
7	12	15	1	17	13,156	6.83	19	192,671	6,558	6,598	49.85	50.15
5	10	15	1	14	13,154	6.83	20	192,671	6,366	6,788	48.40	51.60
4	25	15	7	17	13,149	6.82	21	192,671	6,264	6,885	47.64	52.36
7	12	15	1	13	13,146	6.82	22	192,671	6,501	6,645	49.45	50.55
4	8	15	4	16	13,142	6.82	23	192,671	6,211	6,931	47.26	52.74
9	19	15	7	12	13,138	6.82	24	192,671	6,492	6,646	49.41	50.59
5	16	15	7	15	13,135	6.82	25	192,671	6,282	6,853	47.83	52.17
10	20	15	3	8	13,130	6.81	26	192,671	6,741	6,389	51.34	48.66
5	7	15	5	8	13,124	6.81	27	192,671	6,697	6,427	51.03	48.97
4	5	15	1	13	13,123	6.81	28	192,671	6,328	6,795	48.22	51.78
8	8	15	7	12	13,113	6.81	29	192,671	6,547	6,566	49.93	50.07
4	2	15	5	15	13,112	6.81	30	192,671	5,865	7,247	44.73	55.27
3	18	15	4	17	13,110	6.80	31	192,671	6,557	6,553	50.02	49.98
4	18	15	7	13	13,109	6.80	32	192,671	6,334	6,775	48.32	51.68
9	19	15	7	16	13,108	6.80	33	192,671	6,424	6,684	49.01	50.99
3	7	15	7	14	13,090	6.79	34	192,671	6,444	6,646	49.23	50.77
9	13	15	1	15	13,085	6.79	35	192,671	6,216	6,869	47.50	52.50
2	14	15	7	12	13,081	6.79	36	192,671	6,347	6,734	48.52	51.48
5	16	15	7	13	13,076	6.79	37	192,671	6,276	6,800	48.00	52.00
6	16	15	3	8	13,072	6.78	38	192,671	6,414	6,658	49.07	50.93
3	28	15	7	12	13,052	6.77	39	192,671	6,281	6,771	48.12	51.88
5	17	15	1	14	13,041	6.77	40	192,671	6,453	6,588	49.48	50.52
5	10	15	1	18	13,023	6.76	41	192,671	6,404	6,619	49.17	50.83
10	4	15	1	17	13,023	6.76	42	192,671	6,558	6,465	50.36	49.64
11	6	15	6	14	13,023	6.76	43	192,671	6,176	6,847	47.42	52.58
4	4	15	7	12	13,022	6.76	44	192,671	6,205	6,817	47.65	52.35
4	9	15	5	15	13,016	6.76	45	192,671	6,005	7,011	46.14	53.86
12	31	15	5	13	13,010	6.75	46	192,671	6,147	6,863	47.25	52.75
5	14	15	5	15	13,005	6.75	47	192,671	6,015	6,990	46.25	53.75
10	9	15	6	13	13,003	6.75	48	192,671	6,251	6,752	48.07	51.93
8	23	15	1	13	13,002	6.75	49	192,671	6,444	6,558	49.56	50.44
4	23	15	5	8	12,995	6.74	50	192,671	6,524	6,471	50.20	49.80
6	14	15	1	13	12,994	6.74	51	192,671	6,226	6,768	47.91	52.09
9	19	15	7	14	12,994	6.74	52	192,671	6,518	6,476	50.16	49.84
8	8	15	7	17	12,987	6.74	53	192,671	6,498	6,489	50.03	49.97
5	16	15	7	18	12,985	6.74	54	192,671	6,279	6,706	48.36	51.64
4	27	15	2	8	12,981	6.74	55	192,671	6,666	6,315	51.35	48.65
3	7	15	7	15	12,979	6.74	56	192,671	6,018	6,961	46.37	53.63
10	9	15	6	14	12,977	6.74	57	192,671	6,243	6,734	48.11	51.89
6	20	15	7	17	12,974	6.73	58	192,671	6,261	6,713	48.26	51.74

MO	DY	YR	DAY OF WK	HR	HR VOL	PERCENT OF AADT	HOUR NUMBER	AADT	NORTH VOLUME	SOUTH VOLUME	PERCENT NORTH IS OF TOTAL VOLUME	PERCENT SOUTH IS OF TOTAL VOLUME
3	19	15	5	16	12,970	6.73	59	192,671	6,167	6,803	47.55	52.45
5	16	15	7	14	12,969	6.73	60	192,671	6,365	6,604	49.08	50.92
8	8	15	7	16	12,966	6.73	61	192,671	6,331	6,635	48.83	51.17
3	6	15	6	14	12,965	6.73	62	192,671	5,997	6,968	46.26	53.74
3	29	15	1	14	12,961	6.73	63	192,671	6,314	6,647	48.72	51.28
3	18	15	4	8	12,950	6.72	64	192,671	6,645	6,305	51.31	48.69
8	15	15	7	11	12,948	6.72	65	192,671	6,142	6,806	47.44	52.56
4	18	15	7	16	12,944	6.72	66	192,671	6,180	6,764	47.74	52.26
4	9	15	5	16	12,943	6.72	67	192,671	6,049	6,894	46.74	53.26
4	25	15	7	15	12,937	6.71	68	192,671	6,479	6,458	50.08	49.92
8	9	15	1	17	12,932	6.71	69	192,671	6,276	6,656	48.53	51.47
4	18	15	7	14	12,927	6.71	70	192,671	6,437	6,490	49.80	50.20
4	26	15	1	18	12,926	6.71	71	192,671	6,495	6,431	50.25	49.75
9	19	15	7	13	12,923	6.71	72	192,671	6,513	6,410	50.40	49.60
3	27	15	6	15	12,917	6.70	73	192,671	6,302	6,615	48.79	51.21
3	28	15	7	18	12,917	6.70	74	192,671	5,990	6,927	46.37	53.63
6	19	15	6	8	12,914	6.70	75	192,671	6,109	6,805	47.31	52.69
5	27	15	4	8	12,911	6.70	76	192,671	6,496	6,415	50.31	49.69
8	16	15	1	15	12,911	6.70	77	192,671	6,454	6,457	49.99	50.01
6	21	15	1	11	12,910	6.70	78	192,671	6,068	6,842	47.00	53.00
4	21	15	3	8	12,900	6.70	79	192,671	6,536	6,364	50.67	49.33
5	17	15	1	17	12,900	6.70	80	192,671	6,151	6,749	47.68	52.32
11	3	15	3	8	12,897	6.69	81	192,671	6,568	6,329	50.93	49.07
1	30	15	6	15	12,895	6.69	82	192,671	5,899	6,996	45.75	54.25
9	12	15	7	12	12,894	6.69	83	192,671	5,997	6,897	46.51	53.49
6	24	15	4	8	12,889	6.69	84	192,671	6,656	6,233	51.64	48.36
3	25	15	4	15	12,886	6.69	85	192,671	5,798	7,088	44.99	55.01
7	12	15	1	18	12,885	6.69	86	192,671	6,605	6,280	51.26	48.74
12	19	15	7	12	12,885	6.69	87	192,671	6,170	6,715	47.89	52.11
5	19	15	3	8	12,878	6.68	88	192,671	6,570	6,308	51.02	48.98
5	10	15	1	16	12,877	6.68	89	192,671	6,392	6,485	49.64	50.36
5	21	15	5	8	12,877	6.68	90	192,671	6,592	6,285	51.19	48.81
7	11	15	7	18	12,876	6.68	91	192,671	6,721	6,155	52.20	47.80
4	22	15	4	8	12,875	6.68	92	192,671	6,467	6,408	50.23	49.77
7	16	15	5	8	12,875	6.68	93	192,671	6,727	6,148	52.25	47.75
8	16	15	1	17	12,874	6.68	94	192,671	6,184	6,690	48.03	51.97
5	26	15	3	8	12,873	6.68	95	192,671	6,633	6,240	51.53	48.47
10	23	15	6	13	12,872	6.68	96	192,671	6,173	6,699	47.96	52.04
3	21	15	7	13	12,871	6.68	97	192,671	6,391	6,480	49.65	50.35
3	27	15	6	14	12,871	6.68	98	192,671	6,006	6,865	46.66	53.34
8	16	15	1	14	12,868	6.68	99	192,671	6,425	6,443	49.93	50.07
6	4	15	5	8	12,863	6.68	100	192,671	6,473	6,390	50.32	49.68
4	16	15	5	8	12,862	6.68	101	192,671	6,485	6,377	50.42	49.58
4	12	15	1	15	12,860	6.67	102	192,671	6,434	6,426	50.03	49.97
3	13	15	6	16	12,859	6.67	103	192,671	6,388	6,471	49.68	50.32

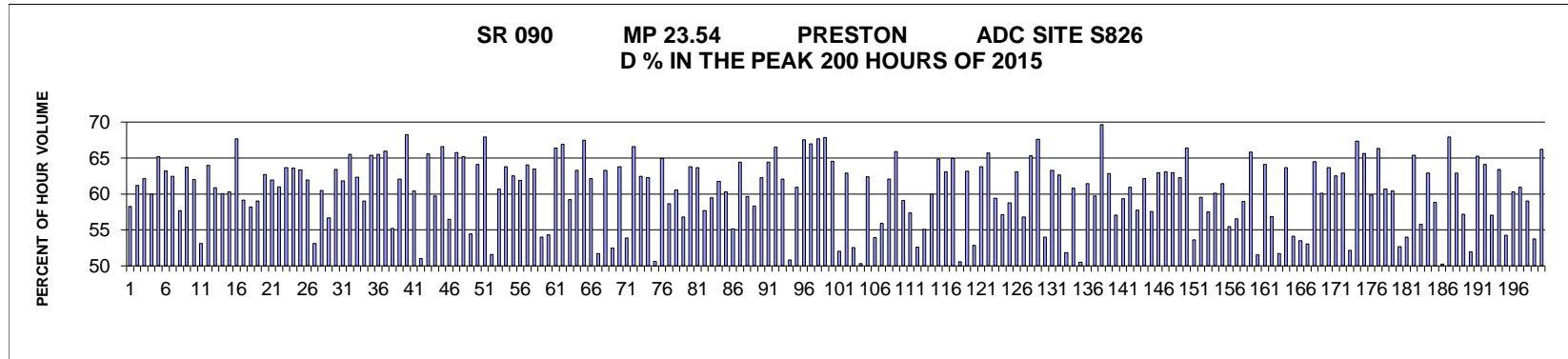
MO	DY	YR	DAY OF WK	HR	HR VOL	PERCENT OF AADT	HOUR NUMBER	AADT	NORTH VOLUME	SOUTH VOLUME	PERCENT NORTH IS OF TOTAL VOLUME	PERCENT SOUTH IS OF TOTAL VOLUME
2	20	15	6	14	12,846	6.67	104	192,671	6,010	6,836	46.78	53.22
4	18	15	7	15	12,846	6.67	105	192,671	6,365	6,481	49.55	50.45
2	20	15	6	15	12,845	6.67	106	192,671	6,004	6,841	46.74	53.26
8	8	15	7	18	12,844	6.67	107	192,671	6,331	6,513	49.29	50.71
1	19	15	2	15	12,841	6.66	108	192,671	5,907	6,934	46.00	54.00
7	26	15	1	13	12,838	6.66	109	192,671	6,409	6,429	49.92	50.08
5	10	15	1	12	12,837	6.66	110	192,671	6,351	6,486	49.47	50.53
4	8	15	4	17	12,836	6.66	111	192,671	6,414	6,422	49.97	50.03
7	29	15	4	8	12,835	6.66	112	192,671	6,665	6,170	51.93	48.07
12	4	15	6	14	12,830	6.66	113	192,671	6,119	6,711	47.69	52.31
8	23	15	1	12	12,828	6.66	114	192,671	6,432	6,396	50.14	49.86
6	21	15	1	18	12,816	6.65	115	192,671	6,262	6,554	48.86	51.14
12	19	15	7	15	12,815	6.65	116	192,671	6,336	6,479	49.44	50.56
4	29	15	4	8	12,811	6.65	117	192,671	6,486	6,325	50.63	49.37
3	13	15	6	14	12,810	6.65	118	192,671	6,038	6,772	47.14	52.86
3	7	15	7	16	12,807	6.65	119	192,671	6,274	6,533	48.99	51.01
5	7	15	5	15	12,805	6.65	120	192,671	5,826	6,979	45.50	54.50
8	20	15	5	8	12,799	6.64	121	192,671	6,829	5,970	53.36	46.64
3	13	15	6	18	12,798	6.64	122	192,671	6,295	6,503	49.19	50.81
3	25	15	4	16	12,793	6.64	123	192,671	6,094	6,699	47.64	52.36
6	14	15	1	17	12,793	6.64	124	192,671	6,362	6,431	49.73	50.27
10	15	15	5	8	12,793	6.64	125	192,671	6,556	6,237	51.25	48.75
2	28	15	7	12	12,790	6.64	126	192,671	6,137	6,653	47.98	52.02
4	15	15	4	8	12,788	6.64	127	192,671	6,431	6,357	50.29	49.71
10	3	15	7	13	12,787	6.64	128	192,671	6,044	6,743	47.27	52.73
7	7	15	3	8	12,785	6.64	129	192,671	6,583	6,202	51.49	48.51
11	11	15	4	15	12,785	6.64	130	192,671	5,891	6,894	46.08	53.92
3	7	15	7	13	12,783	6.63	131	192,671	6,148	6,635	48.10	51.90
4	18	15	7	12	12,781	6.63	132	192,671	5,995	6,786	46.91	53.09
3	27	15	6	13	12,780	6.63	133	192,671	6,118	6,662	47.87	52.13
3	5	15	5	8	12,779	6.63	134	192,671	6,380	6,399	49.93	50.07
6	11	15	5	8	12,778	6.63	135	192,671	6,524	6,254	51.06	48.94
4	12	15	1	16	12,774	6.63	136	192,671	6,367	6,407	49.84	50.16
6	21	15	1	13	12,773	6.63	137	192,671	6,258	6,515	48.99	51.01
5	11	15	2	8	12,768	6.63	138	192,671	6,698	6,070	52.46	47.54
1	9	15	6	15	12,767	6.63	139	192,671	5,688	7,079	44.55	55.45
9	3	15	5	15	12,766	6.63	140	192,671	6,193	6,573	48.51	51.49
3	6	15	6	16	12,764	6.62	141	192,671	6,192	6,572	48.51	51.49
10	4	15	1	14	12,764	6.62	142	192,671	6,619	6,145	51.86	48.14
6	20	15	7	10	12,762	6.62	143	192,671	5,927	6,835	46.44	53.56
5	14	15	5	8	12,759	6.62	144	192,671	6,523	6,236	51.12	48.88
3	13	15	6	17	12,755	6.62	145	192,671	6,382	6,373	50.04	49.96
3	14	15	7	17	12,755	6.62	146	192,671	6,564	6,191	51.46	48.54
3	21	15	7	12	12,755	6.62	147	192,671	6,274	6,481	49.19	50.81
4	7	15	3	16	12,755	6.62	148	192,671	6,023	6,732	47.22	52.78

MO	DY	YR	DAY OF WK	HR	HR VOL	PERCENT OF AADT	HOUR NUMBER	AADT	NORTH VOLUME	SOUTH VOLUME	PERCENT NORTH IS OF TOTAL VOLUME	PERCENT SOUTH IS OF TOTAL VOLUME
6	15	15	2	8	12,755	6.62	149	192,671	6,278	6,477	49.22	50.78
8	2	15	1	14	12,755	6.62	150	192,671	6,292	6,463	49.33	50.67
4	20	15	2	8	12,754	6.62	151	192,671	6,484	6,270	50.84	49.16
5	8	15	6	13	12,753	6.62	152	192,671	6,135	6,618	48.11	51.89
5	21	15	5	15	12,753	6.62	153	192,671	5,757	6,996	45.14	54.86
9	26	15	7	13	12,751	6.62	154	192,671	6,458	6,293	50.65	49.35
6	20	15	7	16	12,749	6.62	155	192,671	6,297	6,452	49.39	50.61
1	16	15	6	14	12,745	6.61	156	192,671	5,814	6,931	45.62	54.38
6	9	15	3	8	12,745	6.61	157	192,671	6,565	6,180	51.51	48.49
8	9	15	1	18	12,744	6.61	158	192,671	6,261	6,483	49.13	50.87
8	25	15	3	8	12,744	6.61	159	192,671	6,559	6,185	51.47	48.53
4	12	15	1	14	12,743	6.61	160	192,671	6,312	6,431	49.53	50.47
1	15	15	5	8	12,740	6.61	161	192,671	6,547	6,193	51.39	48.61
4	25	15	7	13	12,737	6.61	162	192,671	6,147	6,590	48.26	51.74
6	3	15	4	8	12,737	6.61	163	192,671	6,592	6,145	51.75	48.25
12	11	15	6	14	12,737	6.61	164	192,671	5,845	6,892	45.89	54.11
4	12	15	1	17	12,736	6.61	165	192,671	6,565	6,171	51.55	48.45
6	23	15	3	8	12,736	6.61	166	192,671	6,620	6,116	51.98	48.02
6	8	15	2	8	12,735	6.61	167	192,671	6,518	6,217	51.18	48.82
2	13	15	6	13	12,734	6.61	168	192,671	5,960	6,774	46.80	53.20
4	2	15	5	17	12,734	6.61	169	192,671	6,154	6,580	48.33	51.67
6	18	15	5	7	12,731	6.61	170	192,671	6,700	6,031	52.63	47.37
3	5	15	5	16	12,730	6.61	171	192,671	5,952	6,778	46.76	53.24
5	28	15	5	8	12,729	6.61	172	192,671	6,477	6,252	50.88	49.12
9	19	15	7	17	12,728	6.61	173	192,671	6,404	6,324	50.31	49.69
2	12	15	5	15	12,726	6.61	174	192,671	5,588	7,138	43.91	56.09
3	18	15	4	15	12,725	6.60	175	192,671	5,480	7,245	43.06	56.94
5	16	15	7	11	12,725	6.60	176	192,671	6,016	6,709	47.28	52.72
2	25	15	4	8	12,723	6.60	177	192,671	6,331	6,392	49.76	50.24
3	7	15	7	12	12,721	6.60	178	192,671	6,243	6,478	49.08	50.92
7	26	15	1	14	12,719	6.60	179	192,671	6,197	6,522	48.72	51.28
10	23	15	6	14	12,718	6.60	180	192,671	6,127	6,591	48.18	51.82
7	19	15	1	17	12,714	6.60	181	192,671	6,597	6,117	51.89	48.11
2	28	15	7	15	12,713	6.60	182	192,671	6,136	6,577	48.27	51.73
9	12	15	7	11	12,710	6.60	183	192,671	5,871	6,839	46.19	53.81
10	3	15	7	14	12,710	6.60	184	192,671	6,243	6,467	49.12	50.88
5	4	15	2	8	12,708	6.60	185	192,671	6,507	6,201	51.20	48.80
11	12	15	5	8	12,708	6.60	186	192,671	6,331	6,377	49.82	50.18
5	7	15	5	16	12,707	6.60	187	192,671	6,051	6,656	47.62	52.38
1	30	15	6	14	12,706	6.59	188	192,671	6,032	6,674	47.47	52.53
7	8	15	4	8	12,702	6.59	189	192,671	6,570	6,132	51.72	48.28
2	15	15	1	14	12,699	6.59	190	192,671	6,294	6,405	49.56	50.44
5	20	15	4	8	12,699	6.59	191	192,671	6,465	6,234	50.91	49.09
5	6	15	4	8	12,698	6.59	192	192,671	6,374	6,324	50.20	49.80
9	9	15	4	8	12,697	6.59	193	192,671	6,541	6,156	51.52	48.48

MO	DY	YR	DAY OF WK	HR	HR VOL	PERCENT OF AADT	HOUR NUMBER	AADT	NORTH VOLUME	SOUTH VOLUME	PERCENT NORTH IS OF TOTAL VOLUME	PERCENT SOUTH IS OF TOTAL VOLUME
1	16	15	6	15	12,694	6.59	194	192,671	6,068	6,626	47.80	52.20
2	10	15	3	17	12,693	6.59	195	192,671	5,911	6,782	46.57	53.43
4	13	15	2	8	12,693	6.59	196	192,671	6,460	6,233	50.89	49.11
8	23	15	1	15	12,691	6.59	197	192,671	6,336	6,355	49.93	50.07
8	8	15	7	13	12,687	6.58	198	192,671	6,397	6,290	50.42	49.58
8	9	15	1	13	12,687	6.58	199	192,671	6,433	6,254	50.71	49.29
8	22	15	7	17	12,687	6.58	200	192,671	6,455	6,232	50.88	49.12



AADT= 62945 K 30 FACTOR= 10.30 K 100 FACTOR= 9.32 K 200 FACTOR= 8.83 D 30 FACTOR= 63.44



MO	DY	YR	DAY OF WK	HR	HR VOL	PERCENT OF AADT	HOUR NUMBER	AADT	EAST VOLUME	WEST VOLUME	PERCENT EAST IS OF TOTAL VOLUME	PERCENT WEST IS OF TOTAL VOLUME
7	17	15	6	17	7,266	11.54	1	62,945	4,234	3,032	58.27	41.73
11	25	15	4	16	7,014	11.14	2	62,945	4,292	2,722	61.19	38.81
5	8	15	6	17	7,011	11.14	3	62,945	4,355	2,656	62.12	37.88
7	17	15	6	16	7,009	11.14	4	62,945	4,202	2,807	59.95	40.05
5	22	15	6	16	6,970	11.07	5	62,945	4,546	2,424	65.22	34.78
6	19	15	6	17	6,944	11.03	6	62,945	4,389	2,555	63.21	36.79
7	24	15	6	17	6,918	10.99	7	62,945	4,322	2,596	62.47	37.53
11	25	15	4	17	6,888	10.94	8	62,945	3,975	2,913	57.71	42.29
6	12	15	6	17	6,881	10.93	9	62,945	4,385	2,496	63.73	36.27
7	31	15	6	17	6,842	10.87	10	62,945	4,243	2,599	62.01	37.99
12	30	15	4	17	6,808	10.82	11	62,945	3,194	3,614	46.92	53.08
6	5	15	6	17	6,807	10.81	12	62,945	4,355	2,452	63.98	36.02
7	10	15	6	17	6,751	10.73	13	62,945	4,109	2,642	60.87	39.13

MO	DY	YR	DAY OF WK	HR	HR VOL	PERCENT OF AADT	HOUR NUMBER	AADT	EAST VOLUME	WEST VOLUME	PERCENT EAST IS OF TOTAL VOLUME	PERCENT WEST IS OF TOTAL VOLUME
11	25	15	4	15	6,738	10.70	14	62,945	4,046	2,692	60.05	39.95
6	12	15	6	16	6,726	10.69	15	62,945	4,057	2,669	60.32	39.68
5	22	15	6	17	6,704	10.65	16	62,945	4,535	2,169	67.65	32.35
7	24	15	6	16	6,703	10.65	17	62,945	3,967	2,736	59.18	40.82
7	10	15	6	16	6,690	10.63	18	62,945	3,895	2,795	58.22	41.78
7	17	15	6	18	6,688	10.63	19	62,945	3,947	2,741	59.02	40.98
6	26	15	6	16	6,655	10.57	20	62,945	4,173	2,482	62.70	37.30
5	8	15	6	18	6,639	10.55	21	62,945	4,111	2,528	61.92	38.08
6	19	15	6	16	6,636	10.54	22	62,945	4,048	2,588	61.00	39.00
5	15	15	6	17	6,626	10.53	23	62,945	4,220	2,406	63.69	36.31
7	31	15	6	18	6,570	10.44	24	62,945	4,179	2,391	63.61	36.39
7	31	15	6	16	6,554	10.41	25	62,945	4,153	2,401	63.37	36.63
5	8	15	6	16	6,530	10.37	26	62,945	4,044	2,486	61.93	38.07
12	30	15	4	16	6,525	10.37	27	62,945	3,060	3,465	46.90	53.10
7	10	15	6	18	6,505	10.33	28	62,945	3,934	2,571	60.48	39.52
6	14	15	1	15	6,504	10.33	29	62,945	2,816	3,688	43.30	56.70
6	12	15	6	18	6,485	10.30	30	62,945	4,114	2,371	63.44	36.56
7	24	15	6	18	6,465	10.27	31	62,945	3,996	2,469	61.81	38.19
3	27	15	6	17	6,434	10.22	32	62,945	4,213	2,221	65.48	34.52
6	5	15	6	16	6,434	10.22	33	62,945	4,012	2,422	62.36	37.64
7	12	15	1	16	6,427	10.21	34	62,945	2,632	3,795	40.95	59.05
4	17	15	6	17	6,377	10.13	35	62,945	4,170	2,207	65.39	34.61
2	13	15	6	17	6,350	10.09	36	62,945	4,159	2,191	65.50	34.50
6	25	15	5	17	6,311	10.03	37	62,945	4,163	2,148	65.96	34.04
7	19	15	1	15	6,303	10.01	38	62,945	2,822	3,481	44.77	55.23
11	20	15	6	17	6,294	10.00	39	62,945	3,906	2,388	62.06	37.94
5	1	15	6	17	6,278	9.97	40	62,945	4,285	1,993	68.25	31.75
6	14	15	1	16	6,277	9.97	41	62,945	2,483	3,794	39.56	60.44
7	12	15	1	14	6,251	9.93	42	62,945	3,062	3,189	48.98	51.02
5	29	15	6	17	6,243	9.92	43	62,945	4,093	2,150	65.56	34.44
6	26	15	6	15	6,233	9.90	44	62,945	3,724	2,509	59.75	40.25
4	24	15	6	17	6,230	9.90	45	62,945	4,147	2,083	66.57	33.43
7	24	15	6	15	6,229	9.90	46	62,945	3,520	2,709	56.51	43.49
11	6	15	6	17	6,221	9.88	47	62,945	4,093	2,128	65.79	34.21
6	19	15	6	18	6,218	9.88	48	62,945	4,055	2,163	65.21	34.79
6	21	15	1	15	6,184	9.82	49	62,945	2,816	3,368	45.54	54.46
7	2	15	5	16	6,184	9.82	50	62,945	3,963	2,221	64.08	35.92
5	21	15	5	17	6,181	9.82	51	62,945	4,198	1,983	67.92	32.08
7	19	15	1	14	6,173	9.81	52	62,945	2,989	3,184	48.42	51.58
5	15	15	6	16	6,159	9.78	53	62,945	3,736	2,423	60.66	39.34
7	23	15	5	17	6,156	9.78	54	62,945	3,929	2,227	63.82	36.18
5	25	15	2	16	6,151	9.77	55	62,945	2,304	3,847	37.46	62.54
5	29	15	6	16	6,129	9.74	56	62,945	3,793	2,336	61.89	38.11
6	5	15	6	18	6,120	9.72	57	62,945	3,921	2,199	64.07	35.93
7	16	15	5	17	6,113	9.71	58	62,945	3,881	2,232	63.49	36.51

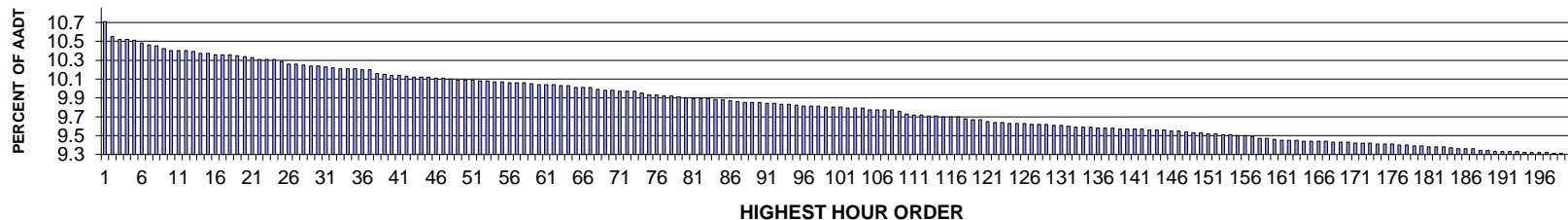
MO	DY	YR	DAY OF WK	HR	HR VOL	PERCENT OF AADT	HOUR NUMBER	AADT	EAST VOLUME	WEST VOLUME	PERCENT EAST IS OF TOTAL VOLUME	PERCENT WEST IS OF TOTAL VOLUME
12	31	15	5	16	6,106	9.70	59	62,945	2,810	3,296	46.02	53.98
7	12	15	1	15	6,104	9.70	60	62,945	2,790	3,314	45.71	54.29
7	2	15	5	17	6,101	9.69	61	62,945	4,050	2,051	66.38	33.62
5	1	15	6	18	6,080	9.66	62	62,945	4,069	2,011	66.92	33.08
5	25	15	2	15	6,078	9.66	63	62,945	2,480	3,598	40.80	59.20
5	29	15	6	18	6,075	9.65	64	62,945	3,843	2,232	63.26	36.74
5	22	15	6	15	6,072	9.65	65	62,945	4,099	1,973	67.51	32.49
4	17	15	6	16	6,068	9.64	66	62,945	3,772	2,296	62.16	37.84
6	21	15	1	14	6,039	9.59	67	62,945	2,917	3,122	48.30	51.70
2	13	15	6	18	6,036	9.59	68	62,945	3,821	2,215	63.30	36.70
7	27	15	2	16	6,031	9.58	69	62,945	3,165	2,866	52.48	47.52
5	1	15	6	16	6,028	9.58	70	62,945	3,847	2,181	63.82	36.18
6	14	15	1	14	6,027	9.58	71	62,945	2,780	3,247	46.13	53.87
4	24	15	6	18	6,012	9.55	72	62,945	4,002	2,010	66.57	33.43
4	3	15	6	18	6,005	9.54	73	62,945	3,750	2,255	62.45	37.55
3	27	15	6	16	5,995	9.52	74	62,945	3,734	2,261	62.29	37.71
7	19	15	1	13	5,990	9.52	75	62,945	2,956	3,034	49.35	50.65
5	15	15	6	18	5,984	9.51	76	62,945	3,887	2,097	64.96	35.04
7	19	15	1	16	5,982	9.50	77	62,945	2,473	3,509	41.34	58.66
7	27	15	2	17	5,980	9.50	78	62,945	3,622	2,358	60.57	39.43
7	17	15	6	15	5,967	9.48	79	62,945	3,390	2,577	56.81	43.19
4	3	15	6	17	5,961	9.47	80	62,945	3,801	2,160	63.76	36.24
7	30	15	5	17	5,959	9.47	81	62,945	3,795	2,164	63.69	36.31
7	26	15	1	16	5,949	9.45	82	62,945	2,516	3,433	42.29	57.71
11	20	15	6	16	5,949	9.45	83	62,945	3,539	2,410	59.49	40.51
6	21	15	1	17	5,947	9.45	84	62,945	2,273	3,674	38.22	61.78
5	10	15	1	17	5,944	9.44	85	62,945	2,360	3,584	39.70	60.30
7	26	15	1	14	5,942	9.44	86	62,945	2,664	3,278	44.83	55.17
4	10	15	6	17	5,938	9.43	87	62,945	3,825	2,113	64.42	35.58
5	10	15	1	16	5,930	9.42	88	62,945	2,393	3,537	40.35	59.65
6	12	15	6	15	5,926	9.41	89	62,945	3,457	2,469	58.34	41.66
6	18	15	5	17	5,923	9.41	90	62,945	3,687	2,236	62.25	37.75
4	24	15	6	16	5,921	9.41	91	62,945	3,815	2,106	64.43	35.57
7	2	15	5	18	5,920	9.41	92	62,945	3,940	1,980	66.55	33.45
6	25	15	5	16	5,914	9.40	93	62,945	3,670	2,244	62.06	37.94
12	30	15	4	18	5,912	9.39	94	62,945	2,907	3,005	49.17	50.83
3	13	15	6	17	5,902	9.38	95	62,945	3,597	2,305	60.95	39.05
5	22	15	6	18	5,902	9.38	96	62,945	3,986	1,916	67.54	32.46
3	20	15	6	17	5,886	9.35	97	62,945	3,940	1,946	66.94	33.06
5	21	15	5	18	5,872	9.33	98	62,945	3,973	1,899	67.66	32.34
2	27	15	6	17	5,867	9.32	99	62,945	3,982	1,885	67.87	32.13
11	6	15	6	16	5,865	9.32	100	62,945	3,786	2,079	64.55	35.45
11	29	15	1	13	5,865	9.32	101	62,945	3,053	2,812	52.05	47.95
11	6	15	6	18	5,856	9.30	102	62,945	3,684	2,172	62.91	37.09
7	12	15	1	13	5,855	9.30	103	62,945	2,777	3,078	47.43	52.57

MO	DY	YR	DAY OF WK	HR	HR VOL	PERCENT OF AADT	HOUR NUMBER	AADT	EAST VOLUME	WEST VOLUME	PERCENT EAST IS OF TOTAL VOLUME	PERCENT WEST IS OF TOTAL VOLUME
11	20	15	6	19	5,850	9.29	104	62,945	2,907	2,943	49.69	50.31
7	9	15	5	17	5,849	9.29	105	62,945	3,650	2,199	62.40	37.60
7	26	15	1	13	5,847	9.29	106	62,945	2,695	3,152	46.09	53.91
7	10	15	6	15	5,846	9.29	107	62,945	3,268	2,578	55.90	44.10
2	13	15	6	16	5,842	9.28	108	62,945	3,626	2,216	62.07	37.93
4	17	15	6	18	5,840	9.28	109	62,945	3,849	1,991	65.91	34.09
7	12	15	1	17	5,838	9.27	110	62,945	2,390	3,448	40.94	59.06
6	7	15	1	15	5,835	9.27	111	62,945	2,486	3,349	42.60	57.40
6	21	15	1	13	5,834	9.27	112	62,945	3,070	2,764	52.62	47.38
7	26	15	1	15	5,834	9.27	113	62,945	2,621	3,213	44.93	55.07
3	13	15	6	16	5,832	9.27	114	62,945	3,496	2,336	59.95	40.05
7	9	15	5	18	5,829	9.26	115	62,945	3,782	2,047	64.88	35.12
7	23	15	5	18	5,820	9.25	116	62,945	3,671	2,149	63.08	36.92
7	29	15	4	17	5,819	9.24	117	62,945	3,780	2,039	64.96	35.04
6	14	15	1	13	5,817	9.24	118	62,945	2,876	2,941	49.44	50.56
6	14	15	1	17	5,816	9.24	119	62,945	2,142	3,674	36.83	63.17
11	29	15	1	14	5,814	9.24	120	62,945	3,072	2,742	52.84	47.16
7	16	15	5	18	5,810	9.23	121	62,945	3,708	2,102	63.82	36.18
3	27	15	6	18	5,809	9.23	122	62,945	3,817	1,992	65.71	34.29
11	25	15	4	14	5,808	9.23	123	62,945	3,449	2,359	59.38	40.62
5	25	15	2	14	5,805	9.22	124	62,945	2,488	3,317	42.86	57.14
7	6	15	2	17	5,803	9.22	125	62,945	3,411	2,392	58.78	41.22
6	24	15	4	17	5,793	9.20	126	62,945	3,654	2,139	63.08	36.92
6	21	15	1	16	5,784	9.19	127	62,945	2,499	3,285	43.21	56.79
6	25	15	5	18	5,783	9.19	128	62,945	3,776	2,007	65.29	34.71
5	22	15	6	14	5,780	9.18	129	62,945	3,906	1,874	67.58	32.42
6	28	15	1	14	5,760	9.15	130	62,945	2,649	3,111	45.99	54.01
7	22	15	4	17	5,759	9.15	131	62,945	3,644	2,115	63.27	36.73
6	18	15	5	18	5,755	9.14	132	62,945	3,604	2,151	62.62	37.38
12	31	15	5	15	5,754	9.14	133	62,945	2,981	2,773	51.81	48.19
6	21	15	1	18	5,749	9.13	134	62,945	2,252	3,497	39.17	60.83
7	12	15	1	12	5,745	9.13	135	62,945	2,844	2,901	49.50	50.50
11	20	15	6	18	5,743	9.12	136	62,945	3,528	2,215	61.43	38.57
6	19	15	6	15	5,739	9.12	137	62,945	3,426	2,313	59.70	40.30
6	26	15	6	19	5,735	9.11	138	62,945	3,995	1,740	69.66	30.34
3	13	15	6	18	5,733	9.11	139	62,945	3,602	2,131	62.83	37.17
6	7	15	1	16	5,728	9.10	140	62,945	2,459	3,269	42.93	57.07
6	18	15	5	16	5,721	9.09	141	62,945	3,396	2,325	59.36	40.64
6	11	15	5	17	5,719	9.09	142	62,945	3,484	2,235	60.92	39.08
11	25	15	4	18	5,713	9.08	143	62,945	3,298	2,415	57.73	42.27
5	10	15	1	18	5,712	9.07	144	62,945	2,163	3,549	37.87	62.13
7	3	15	6	13	5,709	9.07	145	62,945	3,288	2,421	57.59	42.41
11	28	15	7	16	5,708	9.07	146	62,945	2,115	3,593	37.05	62.95
6	17	15	4	17	5,707	9.07	147	62,945	3,602	2,105	63.12	36.88
4	10	15	6	16	5,704	9.06	148	62,945	3,592	2,112	62.97	37.03

MO	DY	YR	DAY OF WK	HR	HR VOL	PERCENT OF AADT	HOUR NUMBER	AADT	EAST VOLUME	WEST VOLUME	PERCENT EAST IS OF TOTAL VOLUME	PERCENT WEST IS OF TOTAL VOLUME
5	26	15	3	17	5,704	9.06	149	62,945	3,551	2,153	62.25	37.75
6	30	15	3	17	5,703	9.06	150	62,945	3,787	1,916	66.40	33.60
5	25	15	2	13	5,692	9.04	151	62,945	2,640	3,052	46.38	53.62
6	28	15	1	16	5,690	9.04	152	62,945	2,303	3,387	40.47	59.53
11	28	15	7	15	5,685	9.03	153	62,945	2,416	3,269	42.50	57.50
7	16	15	5	16	5,680	9.02	154	62,945	3,413	2,267	60.09	39.91
6	22	15	2	17	5,679	9.02	155	62,945	3,491	2,188	61.47	38.53
5	10	15	1	15	5,672	9.01	156	62,945	2,525	3,147	44.52	55.48
6	22	15	2	16	5,672	9.01	157	62,945	3,208	2,464	56.56	43.44
7	19	15	1	17	5,672	9.01	158	62,945	2,328	3,344	41.04	58.96
7	30	15	5	18	5,670	9.01	159	62,945	3,732	1,938	65.82	34.18
12	30	15	4	15	5,670	9.01	160	62,945	2,747	2,923	48.45	51.55
6	23	15	3	17	5,666	9.00	161	62,945	3,634	2,032	64.14	35.86
6	5	15	6	15	5,657	8.99	162	62,945	3,217	2,440	56.87	43.13
7	11	15	7	15	5,657	8.99	163	62,945	2,731	2,926	48.28	51.72
4	10	15	6	18	5,656	8.99	164	62,945	3,600	2,056	63.65	36.35
7	6	15	2	16	5,656	8.99	165	62,945	3,063	2,593	54.15	45.85
7	3	15	6	14	5,652	8.98	166	62,945	3,025	2,627	53.52	46.48
12	31	15	5	14	5,647	8.97	167	62,945	2,995	2,652	53.04	46.96
1	30	15	6	17	5,645	8.97	168	62,945	3,642	2,003	64.52	35.48
7	12	15	1	18	5,645	8.97	169	62,945	2,253	3,392	39.91	60.09
6	11	15	5	18	5,644	8.97	170	62,945	3,593	2,051	63.66	36.34
7	15	15	4	17	5,642	8.96	171	62,945	3,527	2,115	62.51	37.49
6	10	15	4	17	5,638	8.96	172	62,945	3,546	2,092	62.89	37.11
2	16	15	2	16	5,636	8.95	173	62,945	2,941	2,695	52.18	47.82
1	16	15	6	17	5,633	8.95	174	62,945	3,793	1,840	67.34	32.66
5	28	15	5	17	5,630	8.94	175	62,945	3,696	1,934	65.65	34.35
6	7	15	1	17	5,630	8.94	176	62,945	2,260	3,370	40.14	59.86
7	1	15	4	17	5,630	8.94	177	62,945	3,735	1,895	66.34	33.66
7	22	15	4	18	5,628	8.94	178	62,945	3,414	2,214	60.66	39.34
6	26	15	6	14	5,620	8.93	179	62,945	3,395	2,225	60.41	39.59
6	27	15	7	13	5,614	8.92	180	62,945	2,658	2,956	47.35	52.65
5	3	15	1	15	5,604	8.90	181	62,945	2,577	3,027	45.99	54.01
5	21	15	5	16	5,600	8.90	182	62,945	3,663	1,937	65.41	34.59
7	5	15	1	15	5,599	8.90	183	62,945	2,477	3,122	44.24	55.76
1	25	15	1	16	5,595	8.89	184	62,945	2,077	3,518	37.12	62.88
7	23	15	5	16	5,593	8.89	185	62,945	3,289	2,304	58.81	41.19
11	28	15	7	14	5,591	8.88	186	62,945	2,781	2,810	49.74	50.26
3	19	15	5	17	5,588	8.88	187	62,945	3,795	1,793	67.91	32.09
7	13	15	2	18	5,586	8.87	188	62,945	3,513	2,073	62.89	37.11
5	8	15	6	15	5,585	8.87	189	62,945	3,195	2,390	57.21	42.79
6	28	15	1	13	5,582	8.87	190	62,945	2,680	2,902	48.01	51.99
7	28	15	3	17	5,576	8.86	191	62,945	3,640	1,936	65.28	34.72
7	30	15	5	16	5,575	8.86	192	62,945	3,573	2,002	64.09	35.91
12	19	15	7	15	5,573	8.85	193	62,945	2,393	3,180	42.94	57.06

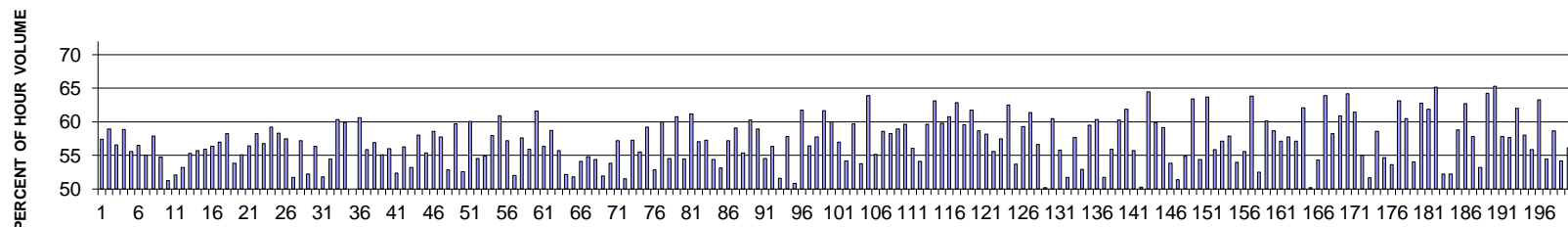
MO	DY	YR	DAY OF WK	HR	HR VOL	PERCENT OF AADT	HOUR NUMBER	AADT	EAST VOLUME	WEST VOLUME	PERCENT EAST IS OF TOTAL VOLUME	PERCENT WEST IS OF TOTAL VOLUME
6	15	15	2	17	5,572	8.85	194	62,945	3,533	2,039	63.41	36.59
6	20	15	7	12	5,569	8.85	195	62,945	3,023	2,546	54.28	45.72
5	8	15	6	19	5,565	8.84	196	62,945	3,356	2,209	60.31	39.69
7	2	15	5	15	5,564	8.84	197	62,945	3,389	2,175	60.91	39.09
5	3	15	1	16	5,562	8.84	198	62,945	2,280	3,282	40.99	59.01
6	21	15	1	12	5,561	8.83	199	62,945	2,989	2,572	53.75	46.25
11	13	15	6	17	5,561	8.83	200	62,945	3,680	1,881	66.18	33.82

**SR 018 MP 27.62 ECHO GLEN ADC SITE S838
K FOR PEAK 200 HOURS OF 2015**



AADT= 25216 K 30 FACTOR= 10.28 K 100 FACTOR= 9.84 K 200 FACTOR= 9.34 D 30 FACTOR= 56.35

**SR 018 MP 27.62 ECHO GLEN ADC SITE S838
D % IN THE PEAK 200 HOURS OF 2015**



MO	DY	YR	DAY OF WK	HR	HR VOL	PERCENT OF AADT	HOUR NUMBER	AADT	EAST VOLUME	WEST VOLUME	PERCENT EAST IS OF TOTAL VOLUME	PERCENT WEST IS OF TOTAL VOLUME
	5	1	15	6	18	2,710	1	25,216	1,154	1,556	42.58	57.42
	5	1	15	6	17	2,671	2	25,216	1,096	1,575	41.03	58.97
	9	11	15	6	17	2,663	3	25,216	1,156	1,507	43.41	56.59
	10	2	15	6	16	2,662	4	25,216	1,094	1,568	41.10	58.90
	6	19	15	6	16	2,661	5	25,216	1,182	1,479	44.42	55.58
	5	15	15	6	17	2,652	6	25,216	1,154	1,498	43.51	56.49
	8	7	15	6	16	2,647	7	25,216	1,190	1,457	44.96	55.04
	11	6	15	6	16	2,644	8	25,216	1,113	1,531	42.10	57.90
	6	19	15	6	15	2,637	9	25,216	1,194	1,443	45.28	54.72
	10	16	15	6	16	2,633	10	25,216	1,283	1,350	48.73	51.27
	10	16	15	6	17	2,632	11	25,216	1,261	1,371	47.91	52.09
	11	29	15	1	13	2,632	12	25,216	1,401	1,231	53.23	46.77
	9	11	15	6	16	2,630	13	25,216	1,175	1,455	44.68	55.32

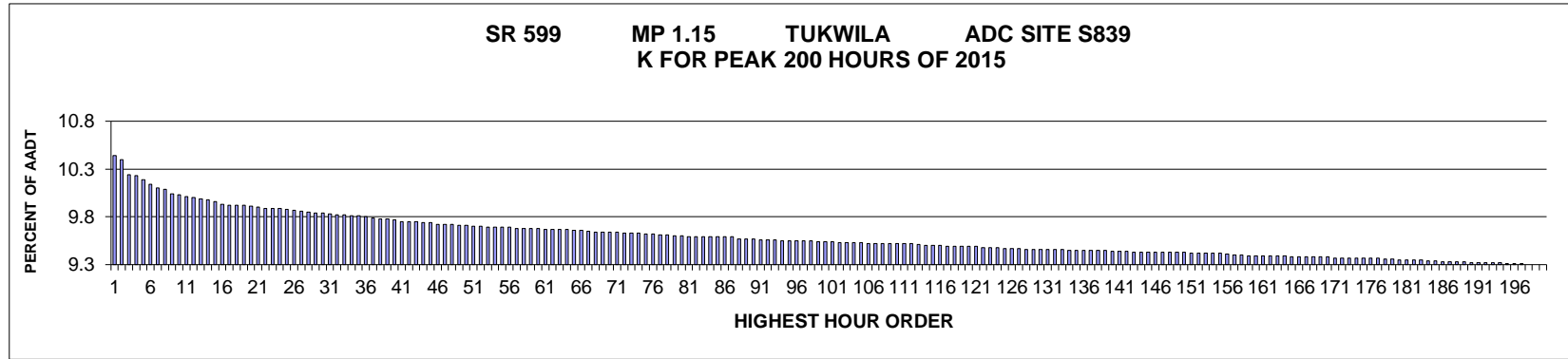
MO	DY	YR	DAY OF WK	HR	HR VOL	PERCENT OF AADT	HOUR NUMBER	AADT	EAST VOLUME	WEST VOLUME	PERCENT EAST IS OF TOTAL VOLUME	PERCENT WEST IS OF TOTAL VOLUME
6	12	15	6	16	2,624	10.41	14	25,216	1,161	1,463	44.25	55.75
7	24	15	6	16	2,624	10.41	15	25,216	1,157	1,467	44.09	55.91
6	19	15	6	17	2,623	10.40	16	25,216	1,144	1,479	43.61	56.39
10	2	15	6	17	2,623	10.40	17	25,216	1,128	1,495	43.00	57.00
6	19	15	6	18	2,622	10.40	18	25,216	1,095	1,527	41.76	58.24
11	25	15	4	15	2,621	10.39	19	25,216	1,209	1,412	46.13	53.87
5	8	15	6	16	2,617	10.38	20	25,216	1,175	1,442	44.90	55.10
9	11	15	6	18	2,615	10.37	21	25,216	1,140	1,475	43.59	56.41
4	17	15	6	17	2,609	10.35	22	25,216	1,089	1,520	41.74	58.26
6	5	15	6	16	2,609	10.35	23	25,216	1,128	1,481	43.23	56.77
8	28	15	6	17	2,609	10.35	24	25,216	1,063	1,546	40.74	59.26
10	23	15	6	16	2,606	10.33	25	25,216	1,087	1,519	41.71	58.29
8	21	15	6	16	2,598	10.30	26	25,216	1,104	1,494	42.49	57.51
8	9	15	1	14	2,596	10.30	27	25,216	1,252	1,344	48.23	51.77
7	17	15	6	16	2,594	10.29	28	25,216	1,111	1,483	42.83	57.17
6	12	15	6	17	2,591	10.28	29	25,216	1,238	1,353	47.78	52.22
7	10	15	6	16	2,591	10.28	30	25,216	1,131	1,460	43.65	56.35
9	4	15	6	17	2,590	10.27	31	25,216	1,248	1,342	48.19	51.81
6	5	15	6	17	2,588	10.26	32	25,216	1,179	1,409	45.56	54.44
3	27	15	6	17	2,585	10.25	33	25,216	1,025	1,560	39.65	60.35
3	13	15	6	17	2,584	10.25	34	25,216	1,035	1,549	40.05	59.95
10	16	15	6	18	2,584	10.25	35	25,216	1,292	1,292	50.00	50.00
3	13	15	6	16	2,583	10.24	36	25,216	1,018	1,565	39.41	60.59
9	18	15	6	17	2,583	10.24	37	25,216	1,140	1,443	44.13	55.87
5	8	15	6	17	2,572	10.20	38	25,216	1,108	1,464	43.08	56.92
6	12	15	6	18	2,569	10.19	39	25,216	1,154	1,415	44.92	55.08
7	17	15	6	15	2,568	10.18	40	25,216	1,129	1,439	43.96	56.04
6	26	15	6	16	2,567	10.18	41	25,216	1,223	1,344	47.64	52.36
7	24	15	6	17	2,564	10.17	42	25,216	1,120	1,444	43.68	56.32
7	31	15	6	17	2,563	10.16	43	25,216	1,200	1,363	46.82	53.18
5	15	15	6	16	2,561	10.16	44	25,216	1,074	1,487	41.94	58.06
9	18	15	6	18	2,561	10.16	45	25,216	1,142	1,419	44.59	55.41
3	27	15	6	18	2,559	10.15	46	25,216	1,059	1,500	41.38	58.62
10	23	15	6	17	2,559	10.15	47	25,216	1,081	1,478	42.24	57.76
6	26	15	6	17	2,556	10.14	48	25,216	1,205	1,351	47.14	52.86
5	29	15	6	17	2,555	10.13	49	25,216	1,029	1,526	40.27	59.73
7	31	15	6	15	2,555	10.13	50	25,216	1,212	1,343	47.44	52.56
10	30	15	6	17	2,555	10.13	51	25,216	1,020	1,535	39.92	60.08
7	10	15	6	17	2,552	10.12	52	25,216	1,161	1,391	45.49	54.51
9	4	15	6	18	2,551	10.12	53	25,216	1,150	1,401	45.08	54.92
2	13	15	6	17	2,549	10.11	54	25,216	1,072	1,477	42.06	57.94
4	17	15	6	16	2,549	10.11	55	25,216	997	1,552	39.11	60.89
7	17	15	6	17	2,548	10.10	56	25,216	1,091	1,457	42.82	57.18
7	19	15	1	14	2,548	10.10	57	25,216	1,222	1,326	47.96	52.04
5	1	15	6	16	2,546	10.10	58	25,216	1,079	1,467	42.38	57.62

MO	DY	YR	DAY OF WK	HR	HR VOL	PERCENT OF AADT	HOUR NUMBER	AADT	EAST VOLUME	WEST VOLUME	PERCENT EAST IS OF TOTAL VOLUME	PERCENT WEST IS OF TOTAL VOLUME
11	25	15	4	16	2,544	10.09	59	25,216	1,121	1,423	44.06	55.94
3	20	15	6	17	2,543	10.08	60	25,216	977	1,566	38.42	61.58
5	8	15	6	18	2,543	10.08	61	25,216	1,110	1,433	43.65	56.35
8	21	15	6	17	2,543	10.08	62	25,216	1,049	1,494	41.25	58.75
8	7	15	6	15	2,538	10.07	63	25,216	1,123	1,415	44.25	55.75
11	29	15	1	14	2,538	10.07	64	25,216	1,323	1,215	52.13	47.87
5	22	15	6	18	2,535	10.05	65	25,216	1,222	1,313	48.21	51.79
8	16	15	1	14	2,534	10.05	66	25,216	1,162	1,372	45.86	54.14
8	9	15	1	15	2,533	10.05	67	25,216	1,144	1,389	45.16	54.84
8	2	15	1	15	2,530	10.03	68	25,216	1,154	1,376	45.61	54.39
8	9	15	1	13	2,527	10.02	69	25,216	1,214	1,313	48.04	51.96
10	9	15	6	18	2,527	10.02	70	25,216	1,167	1,360	46.18	53.82
5	8	15	6	15	2,525	10.01	71	25,216	1,080	1,445	42.77	57.23
5	22	15	6	17	2,525	10.01	72	25,216	1,224	1,301	48.48	51.52
6	5	15	6	18	2,523	10.01	73	25,216	1,078	1,445	42.73	57.27
9	18	15	6	16	2,519	9.99	74	25,216	1,121	1,398	44.50	55.50
7	30	15	5	17	2,515	9.97	75	25,216	1,025	1,490	40.76	59.24
8	7	15	6	17	2,513	9.97	76	25,216	1,184	1,329	47.12	52.88
4	17	15	6	18	2,512	9.96	77	25,216	1,004	1,508	39.97	60.03
8	7	15	6	18	2,511	9.96	78	25,216	1,142	1,369	45.48	54.52
5	21	15	5	17	2,509	9.95	79	25,216	984	1,525	39.22	60.78
8	2	15	1	14	2,507	9.94	80	25,216	1,141	1,366	45.51	54.49
5	15	15	6	18	2,505	9.93	81	25,216	973	1,532	38.84	61.16
4	10	15	6	16	2,504	9.93	82	25,216	1,075	1,429	42.93	57.07
7	17	15	6	18	2,503	9.93	83	25,216	1,069	1,434	42.71	57.29
7	2	15	5	17	2,501	9.92	84	25,216	1,141	1,360	45.62	54.38
7	12	15	1	14	2,501	9.92	85	25,216	1,172	1,329	46.86	53.14
7	2	15	5	16	2,499	9.91	86	25,216	1,070	1,429	42.82	57.18
11	6	15	6	17	2,497	9.90	87	25,216	1,022	1,475	40.93	59.07
6	12	15	6	15	2,494	9.89	88	25,216	1,112	1,382	44.59	55.41
3	27	15	6	16	2,493	9.89	89	25,216	991	1,502	39.75	60.25
8	28	15	6	16	2,493	9.89	90	25,216	1,024	1,469	41.08	58.92
7	10	15	6	18	2,492	9.88	91	25,216	1,132	1,360	45.43	54.57
6	5	15	6	15	2,491	9.88	92	25,216	1,087	1,404	43.64	56.36
7	31	15	6	16	2,490	9.87	93	25,216	1,205	1,285	48.39	51.61
6	26	15	6	15	2,488	9.87	94	25,216	1,050	1,438	42.20	57.80
7	19	15	1	13	2,486	9.86	95	25,216	1,263	1,223	50.80	49.20
8	13	15	5	16	2,484	9.85	96	25,216	950	1,534	38.24	61.76
8	21	15	6	15	2,483	9.85	97	25,216	1,081	1,402	43.54	56.46
8	23	15	1	16	2,483	9.85	98	25,216	1,049	1,434	42.25	57.75
2	27	15	6	17	2,482	9.84	99	25,216	952	1,530	38.36	61.64
4	24	15	6	18	2,482	9.84	100	25,216	993	1,489	40.01	59.99
8	23	15	1	14	2,480	9.84	101	25,216	1,066	1,414	42.98	57.02
7	24	15	6	15	2,479	9.83	102	25,216	1,136	1,343	45.82	54.18
2	13	15	6	16	2,478	9.83	103	25,216	998	1,480	40.27	59.73

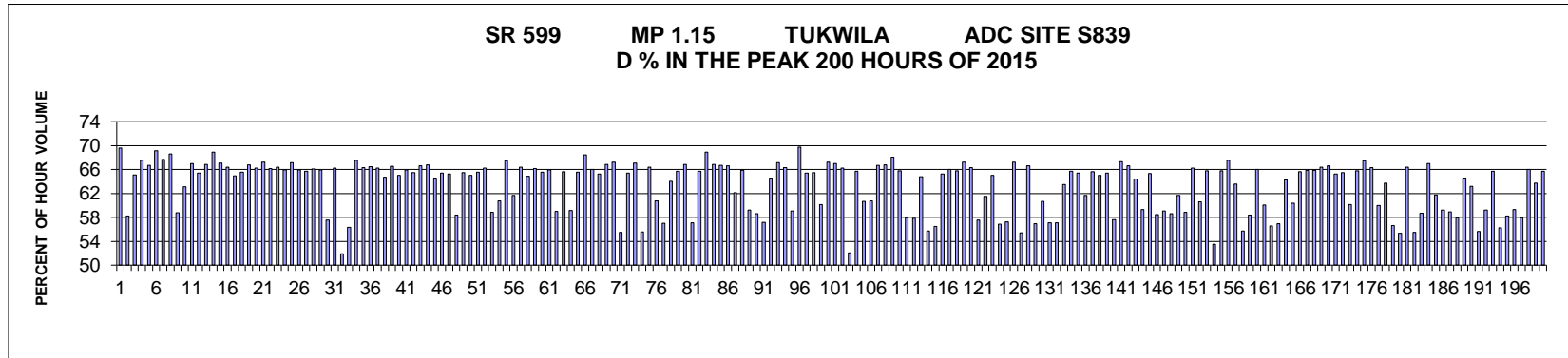
MO	DY	YR	DAY OF WK	HR	HR VOL	PERCENT OF AADT	HOUR NUMBER	AADT	EAST VOLUME	WEST VOLUME	PERCENT EAST IS OF TOTAL VOLUME	PERCENT WEST IS OF TOTAL VOLUME	
	11	25	15	4	14	2,478	9.83	104	25,216	1,145	1,333	46.21	53.79
	3	20	15	6	18	2,473	9.81	105	25,216	892	1,581	36.07	63.93
	7	19	15	1	15	2,473	9.81	106	25,216	1,108	1,365	44.80	55.20
	7	24	15	6	18	2,473	9.81	107	25,216	1,023	1,450	41.37	58.63
	8	23	15	1	15	2,473	9.81	108	25,216	1,033	1,440	41.77	58.23
	6	25	15	5	17	2,471	9.80	109	25,216	1,014	1,457	41.04	58.96
	4	24	15	6	16	2,464	9.77	110	25,216	994	1,470	40.34	59.66
	7	10	15	6	15	2,462	9.76	111	25,216	1,082	1,380	43.95	56.05
	9	4	15	6	15	2,462	9.76	112	25,216	1,129	1,333	45.86	54.14
	5	29	15	6	16	2,459	9.75	113	25,216	993	1,466	40.38	59.62
	8	13	15	5	17	2,459	9.75	114	25,216	907	1,552	36.88	63.12
	3	13	15	6	18	2,457	9.74	115	25,216	988	1,469	40.21	59.79
	3	20	15	6	16	2,456	9.74	116	25,216	964	1,492	39.25	60.75
	8	27	15	5	17	2,455	9.74	117	25,216	911	1,544	37.11	62.89
	5	29	15	6	18	2,450	9.72	118	25,216	990	1,460	40.41	59.59
	5	21	15	5	16	2,449	9.71	119	25,216	937	1,512	38.26	61.74
	6	25	15	5	16	2,448	9.71	120	25,216	1,012	1,436	41.34	58.66
	7	19	15	1	16	2,444	9.69	121	25,216	1,022	1,422	41.82	58.18
	6	21	15	1	15	2,441	9.68	122	25,216	1,084	1,357	44.41	55.59
	7	2	15	5	15	2,440	9.68	123	25,216	1,038	1,402	42.54	57.46
	8	6	15	5	16	2,439	9.67	124	25,216	914	1,525	37.47	62.53
	8	14	15	6	16	2,439	9.67	125	25,216	1,130	1,309	46.33	53.67
	10	23	15	6	18	2,439	9.67	126	25,216	992	1,447	40.67	59.33
	8	21	15	6	18	2,437	9.66	127	25,216	941	1,496	38.61	61.39
	10	9	15	6	17	2,437	9.66	128	25,216	1,056	1,381	43.33	56.67
	5	22	15	6	14	2,435	9.66	129	25,216	1,213	1,222	49.82	50.18
	6	18	15	5	17	2,433	9.65	130	25,216	962	1,471	39.54	60.46
	6	21	15	1	14	2,433	9.65	131	25,216	1,076	1,357	44.23	55.77
	7	31	15	6	14	2,430	9.64	132	25,216	1,173	1,257	48.27	51.73
	4	24	15	6	17	2,429	9.63	133	25,216	1,027	1,402	42.28	57.72
	8	16	15	1	15	2,429	9.63	134	25,216	1,144	1,285	47.10	52.90
	11	20	15	6	17	2,429	9.63	135	25,216	983	1,446	40.47	59.53
	4	10	15	6	17	2,427	9.62	136	25,216	963	1,464	39.68	60.32
	4	3	15	6	19	2,426	9.62	137	25,216	1,171	1,255	48.27	51.73
	7	12	15	1	15	2,426	9.62	138	25,216	1,069	1,357	44.06	55.94
	7	17	15	6	19	2,424	9.61	139	25,216	962	1,462	39.69	60.31
	7	23	15	5	17	2,424	9.61	140	25,216	924	1,500	38.12	61.88
	6	14	15	1	14	2,423	9.61	141	25,216	1,072	1,351	44.24	55.76
	8	7	15	6	14	2,423	9.61	142	25,216	1,219	1,204	50.31	49.69
	1	30	15	6	17	2,421	9.60	143	25,216	861	1,560	35.56	64.44
	5	10	15	1	16	2,420	9.60	144	25,216	970	1,450	40.08	59.92
	6	22	15	2	17	2,420	9.60	145	25,216	988	1,432	40.83	59.17
	6	26	15	6	18	2,419	9.59	146	25,216	1,117	1,302	46.18	53.82
	8	23	15	1	13	2,419	9.59	147	25,216	1,176	1,243	48.62	51.38
	7	31	15	6	18	2,415	9.58	148	25,216	1,090	1,325	45.13	54.87

MO	DY	YR	DAY OF WK	HR	HR VOL	PERCENT OF AADT	HOUR NUMBER	AADT	EAST VOLUME	WEST VOLUME	PERCENT EAST IS OF TOTAL VOLUME	PERCENT WEST IS OF TOTAL VOLUME
10	1	15	5	17	2,412	9.57	149	25,216	882	1,530	36.57	63.43
10	9	15	6	16	2,412	9.57	150	25,216	1,100	1,312	45.61	54.39
9	3	15	5	17	2,410	9.56	151	25,216	874	1,536	36.27	63.73
10	9	15	6	15	2,410	9.56	152	25,216	1,063	1,347	44.11	55.89
7	30	15	5	16	2,409	9.55	153	25,216	1,033	1,376	42.88	57.12
5	15	15	6	15	2,408	9.55	154	25,216	1,013	1,395	42.07	57.93
8	28	15	6	15	2,406	9.54	155	25,216	1,107	1,299	46.01	53.99
10	23	15	6	15	2,406	9.54	156	25,216	1,068	1,338	44.39	55.61
8	20	15	5	16	2,404	9.53	157	25,216	870	1,534	36.19	63.81
8	14	15	6	18	2,399	9.51	158	25,216	1,139	1,260	47.48	52.52
7	31	15	6	19	2,398	9.51	159	25,216	956	1,442	39.87	60.13
6	14	15	1	16	2,395	9.50	160	25,216	990	1,405	41.34	58.66
6	14	15	1	15	2,394	9.49	161	25,216	1,027	1,367	42.90	57.10
11	25	15	4	17	2,393	9.49	162	25,216	1,010	1,383	42.21	57.79
10	2	15	6	15	2,392	9.49	163	25,216	1,025	1,367	42.85	57.15
6	18	15	5	16	2,391	9.48	164	25,216	906	1,485	37.89	62.11
7	24	15	6	14	2,391	9.48	165	25,216	1,201	1,190	50.23	49.77
10	2	15	6	18	2,391	9.48	166	25,216	1,092	1,299	45.67	54.33
6	17	15	4	16	2,390	9.48	167	25,216	863	1,527	36.11	63.89
11	6	15	6	18	2,389	9.47	168	25,216	998	1,391	41.77	58.23
1	16	15	6	16	2,387	9.47	169	25,216	934	1,453	39.13	60.87
1	16	15	6	17	2,387	9.47	170	25,216	854	1,533	35.78	64.22
2	16	15	2	16	2,385	9.46	171	25,216	919	1,466	38.53	61.47
5	22	15	6	15	2,385	9.46	172	25,216	1,072	1,313	44.95	55.05
8	16	15	1	13	2,385	9.46	173	25,216	1,153	1,232	48.34	51.66
7	2	15	5	18	2,383	9.45	174	25,216	986	1,397	41.38	58.62
8	14	15	6	15	2,383	9.45	175	25,216	1,080	1,303	45.32	54.68
8	14	15	6	17	2,383	9.45	176	25,216	1,105	1,278	46.37	53.63
8	13	15	5	18	2,381	9.44	177	25,216	878	1,503	36.88	63.12
8	6	15	5	17	2,380	9.44	178	25,216	941	1,439	39.54	60.46
6	21	15	1	13	2,378	9.43	179	25,216	1,092	1,286	45.92	54.08
2	27	15	6	16	2,377	9.43	180	25,216	884	1,493	37.19	62.81
9	25	15	6	16	2,376	9.42	181	25,216	906	1,470	38.13	61.87
3	26	15	5	17	2,375	9.42	182	25,216	827	1,548	34.82	65.18
6	26	15	6	14	2,375	9.42	183	25,216	1,135	1,240	47.79	52.21
6	14	15	1	13	2,373	9.41	184	25,216	1,134	1,239	47.79	52.21
5	8	15	6	19	2,370	9.40	185	25,216	976	1,394	41.18	58.82
5	28	15	5	17	2,370	9.40	186	25,216	883	1,487	37.26	62.74
9	18	15	6	15	2,370	9.40	187	25,216	1,000	1,370	42.19	57.81
7	12	15	1	13	2,366	9.38	188	25,216	1,107	1,259	46.79	53.21
2	20	15	6	16	2,364	9.38	189	25,216	845	1,519	35.74	64.26
5	7	15	5	17	2,363	9.37	190	25,216	819	1,544	34.66	65.34
6	12	15	6	19	2,363	9.37	191	25,216	997	1,366	42.19	57.81
11	6	15	6	15	2,363	9.37	192	25,216	1,000	1,363	42.32	57.68
11	20	15	6	16	2,363	9.37	193	25,216	898	1,465	38.00	62.00

MO	DY	YR	DAY OF WK	HR	HR VOL	PERCENT OF AADT	HOUR NUMBER	AADT	EAST VOLUME	WEST VOLUME	PERCENT EAST IS OF TOTAL VOLUME	PERCENT WEST IS OF TOTAL VOLUME
5	3	15	1	16	2,361	9.36	194	25,216	990	1,371	41.93	58.07
7	30	15	5	15	2,361	9.36	195	25,216	1,042	1,319	44.13	55.87
6	18	15	5	18	2,360	9.36	196	25,216	866	1,494	36.69	63.31
6	19	15	6	14	2,360	9.36	197	25,216	1,286	1,074	54.49	45.51
5	10	15	1	15	2,358	9.35	198	25,216	974	1,384	41.31	58.69
7	31	15	6	13	2,358	9.35	199	25,216	1,278	1,080	54.20	45.80
5	25	15	2	14	2,356	9.34	200	25,216	1,033	1,323	43.85	56.15



AADT= 43225 K 30 FACTOR= 9.81 K 100 FACTOR= 9.51 K 200 FACTOR= 9.27 D 30 FACTOR= 57.52



MO	DY	YR	DAY OF WK	HR	HR VOL	PERCENT OF AADT	HOUR NUMBER	AADT	NORTH VOLUME	SOUTH VOLUME	PERCENT NORTH IS OF TOTAL VOLUME	PERCENT SOUTH IS OF TOTAL VOLUME
7	22	15	4	8	4,500	10.41	1	43,225	3,132	1,368	69.60	30.40
8	27	15	5	17	4,482	10.37	2	43,225	1,872	2,610	41.77	58.23
11	4	15	4	8	4,415	10.21	3	43,225	2,875	1,540	65.12	34.88
5	20	15	4	8	4,407	10.20	4	43,225	2,976	1,431	67.53	32.47
11	5	15	5	8	4,391	10.16	5	43,225	2,930	1,461	66.73	33.27
8	18	15	3	8	4,370	10.11	6	43,225	3,020	1,350	69.11	30.89
9	28	15	2	8	4,351	10.07	7	43,225	2,945	1,406	67.69	32.31
7	14	15	3	8	4,349	10.06	8	43,225	2,985	1,364	68.64	31.36
10	22	15	5	17	4,326	10.01	9	43,225	1,784	2,542	41.24	58.76
7	8	15	4	17	4,323	10.00	10	43,225	1,593	2,730	36.85	63.15
11	3	15	3	8	4,314	9.98	11	43,225	2,889	1,425	66.97	33.03
2	10	15	3	8	4,309	9.97	12	43,225	2,819	1,490	65.42	34.58
4	21	15	3	8	4,304	9.96	13	43,225	2,879	1,425	66.89	33.11

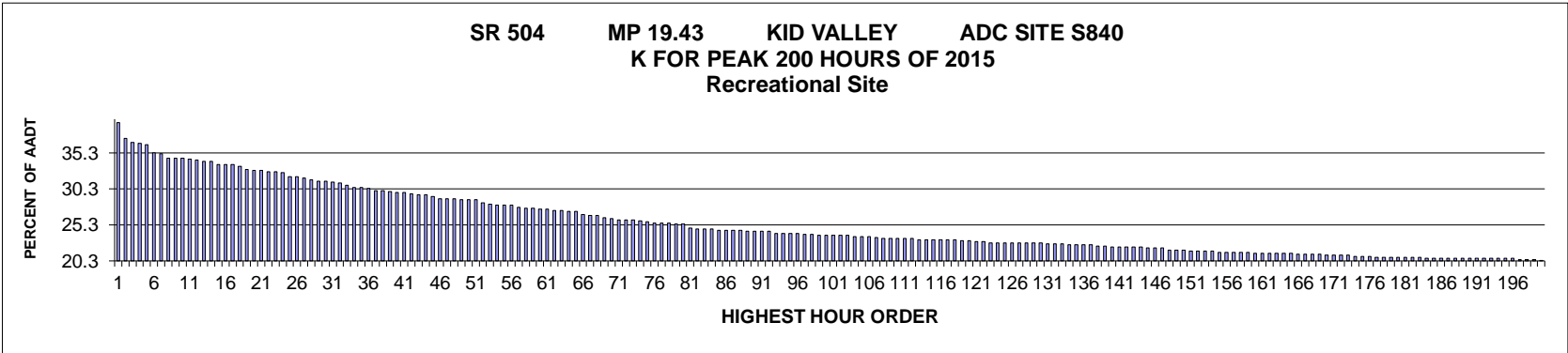
MO	DY	YR	DAY OF WK	HR	HR VOL	PERCENT OF AADT	HOUR NUMBER	AADT	NORTH VOLUME	SOUTH VOLUME	PERCENT NORTH IS OF TOTAL VOLUME	PERCENT SOUTH IS OF TOTAL VOLUME
7	21	15	3	8	4,301	9.95	14	43,225	2,964	1,337	68.91	31.09
11	18	15	4	8	4,293	9.93	15	43,225	2,881	1,412	67.11	32.89
2	4	15	4	8	4,280	9.90	16	43,225	2,840	1,440	66.36	33.64
2	24	15	3	8	4,277	9.89	17	43,225	2,776	1,501	64.91	35.09
11	10	15	3	8	4,275	9.89	18	43,225	2,804	1,471	65.59	34.41
10	15	15	5	8	4,273	9.89	19	43,225	2,853	1,420	66.77	33.23
2	3	15	3	8	4,269	9.88	20	43,225	2,827	1,442	66.22	33.78
9	17	15	5	8	4,265	9.87	21	43,225	2,867	1,398	67.22	32.78
2	26	15	5	8	4,263	9.86	22	43,225	2,819	1,444	66.13	33.87
9	16	15	4	8	4,262	9.86	23	43,225	2,829	1,433	66.38	33.62
10	20	15	3	8	4,260	9.86	24	43,225	2,809	1,451	65.94	34.06
4	22	15	4	8	4,259	9.85	25	43,225	2,860	1,399	67.15	32.85
2	11	15	4	8	4,253	9.84	26	43,225	2,803	1,450	65.91	34.09
2	18	15	4	8	4,248	9.83	27	43,225	2,791	1,457	65.70	34.30
12	1	15	3	8	4,243	9.82	28	43,225	2,804	1,439	66.09	33.91
6	17	15	4	8	4,242	9.81	29	43,225	2,797	1,445	65.94	34.06
10	9	15	6	16	4,240	9.81	30	43,225	1,801	2,439	42.48	57.52
10	8	15	5	8	4,235	9.80	31	43,225	2,806	1,429	66.26	33.74
8	27	15	5	18	4,232	9.79	32	43,225	2,035	2,197	48.09	51.91
6	11	15	5	17	4,231	9.79	33	43,225	1,848	2,383	43.68	56.32
7	7	15	3	8	4,228	9.78	34	43,225	2,857	1,371	67.57	32.43
6	3	15	4	8	4,227	9.78	35	43,225	2,802	1,425	66.29	33.71
11	19	15	5	8	4,222	9.77	36	43,225	2,805	1,417	66.44	33.56
2	25	15	4	8	4,217	9.76	37	43,225	2,794	1,423	66.26	33.74
3	3	15	3	8	4,215	9.75	38	43,225	2,729	1,486	64.74	35.26
1	15	15	5	8	4,214	9.75	39	43,225	2,804	1,410	66.54	33.46
5	19	15	3	8	4,209	9.74	40	43,225	2,737	1,472	65.03	34.97
9	30	15	4	8	4,203	9.72	41	43,225	2,772	1,431	65.95	34.05
4	14	15	3	8	4,201	9.72	42	43,225	2,752	1,449	65.51	34.49
11	16	15	2	8	4,201	9.72	43	43,225	2,798	1,403	66.60	33.40
1	8	15	5	8	4,195	9.71	44	43,225	2,800	1,395	66.75	33.25
9	23	15	4	8	4,195	9.71	45	43,225	2,710	1,485	64.60	35.40
5	12	15	3	8	4,190	9.69	46	43,225	2,739	1,451	65.37	34.63
4	29	15	4	8	4,189	9.69	47	43,225	2,732	1,457	65.22	34.78
3	25	15	4	17	4,188	9.69	48	43,225	1,744	2,444	41.64	58.36
4	1	15	4	8	4,185	9.68	49	43,225	2,741	1,444	65.50	34.50
12	2	15	4	8	4,184	9.68	50	43,225	2,722	1,462	65.06	34.94
1	14	15	4	8	4,181	9.67	51	43,225	2,742	1,439	65.58	34.42
4	23	15	5	8	4,178	9.67	52	43,225	2,767	1,411	66.23	33.77
6	3	15	4	17	4,177	9.66	53	43,225	1,719	2,458	41.15	58.85
7	29	15	4	17	4,177	9.66	54	43,225	1,639	2,538	39.24	60.76
8	12	15	4	8	4,177	9.66	55	43,225	2,818	1,359	67.46	32.54
2	25	15	4	17	4,174	9.66	56	43,225	1,599	2,575	38.31	61.69
1	20	15	3	8	4,173	9.65	57	43,225	2,772	1,401	66.43	33.57
11	12	15	5	8	4,172	9.65	58	43,225	2,706	1,466	64.86	35.14

MO	DY	YR	DAY OF WK	HR	HR VOL	PERCENT OF AADT	HOUR NUMBER	AADT	NORTH VOLUME	SOUTH VOLUME	PERCENT NORTH IS OF TOTAL VOLUME	PERCENT SOUTH IS OF TOTAL VOLUME
10	27	15	3	8	4,171	9.65	59	43,225	2,760	1,411	66.17	33.83
3	4	15	4	8	4,170	9.65	60	43,225	2,733	1,437	65.54	34.46
4	15	15	4	8	4,168	9.64	61	43,225	2,749	1,419	65.95	34.05
6	16	15	3	17	4,167	9.64	62	43,225	1,709	2,458	41.01	58.99
7	28	15	3	8	4,166	9.64	63	43,225	2,736	1,430	65.67	34.33
8	11	15	3	17	4,165	9.64	64	43,225	1,700	2,465	40.82	59.18
4	2	15	5	8	4,164	9.63	65	43,225	2,729	1,435	65.54	34.46
7	15	15	4	8	4,162	9.63	66	43,225	2,850	1,312	68.48	31.52
3	5	15	5	8	4,160	9.62	67	43,225	2,747	1,413	66.03	33.97
4	30	15	5	8	4,156	9.61	68	43,225	2,711	1,445	65.23	34.77
3	18	15	4	8	4,155	9.61	69	43,225	2,779	1,376	66.88	33.12
1	29	15	5	8	4,153	9.61	70	43,225	2,791	1,362	67.20	32.80
11	20	15	6	17	4,152	9.61	71	43,225	1,848	2,304	44.51	55.49
10	6	15	3	8	4,150	9.60	72	43,225	2,714	1,436	65.40	34.60
11	2	15	2	8	4,150	9.60	73	43,225	2,783	1,367	67.06	32.94
6	4	15	5	17	4,148	9.60	74	43,225	1,844	2,304	44.46	55.54
1	21	15	4	8	4,144	9.59	75	43,225	2,750	1,394	66.36	33.64
1	29	15	5	17	4,144	9.59	76	43,225	1,626	2,518	39.24	60.76
3	19	15	5	17	4,143	9.58	77	43,225	1,781	2,362	42.99	57.01
4	28	15	3	8	4,141	9.58	78	43,225	2,651	1,490	64.02	35.98
1	27	15	3	8	4,136	9.57	79	43,225	2,719	1,417	65.74	34.26
8	11	15	3	8	4,135	9.57	80	43,225	2,763	1,372	66.82	33.18
3	26	15	5	17	4,134	9.56	81	43,225	1,775	2,359	42.94	57.06
1	12	15	2	8	4,133	9.56	82	43,225	2,717	1,416	65.74	34.26
8	4	15	3	8	4,133	9.56	83	43,225	2,848	1,285	68.91	31.09
11	6	15	6	8	4,133	9.56	84	43,225	2,763	1,370	66.85	33.15
3	31	15	3	8	4,132	9.56	85	43,225	2,756	1,376	66.70	33.30
6	24	15	4	8	4,132	9.56	86	43,225	2,753	1,379	66.63	33.37
8	26	15	4	17	4,131	9.56	87	43,225	1,566	2,565	37.91	62.09
1	22	15	5	8	4,124	9.54	88	43,225	2,715	1,409	65.83	34.17
9	16	15	4	17	4,124	9.54	89	43,225	1,683	2,441	40.81	59.19
6	11	15	5	16	4,123	9.54	90	43,225	1,705	2,418	41.35	58.65
5	12	15	3	17	4,121	9.53	91	43,225	1,766	2,355	42.85	57.15
10	21	15	4	8	4,121	9.53	92	43,225	2,662	1,459	64.60	35.40
10	28	15	4	8	4,121	9.53	93	43,225	2,767	1,354	67.14	32.86
10	14	15	4	8	4,117	9.52	94	43,225	2,729	1,388	66.29	33.71
4	14	15	3	17	4,114	9.52	95	43,225	1,685	2,429	40.96	59.04
4	6	15	2	8	4,113	9.52	96	43,225	2,869	1,244	69.75	30.25
9	9	15	4	8	4,113	9.52	97	43,225	2,691	1,422	65.43	34.57
9	10	15	5	8	4,113	9.52	98	43,225	2,693	1,420	65.48	34.52
4	21	15	3	17	4,109	9.51	99	43,225	1,637	2,472	39.84	60.16
6	16	15	3	8	4,109	9.51	100	43,225	2,762	1,347	67.22	32.78
7	8	15	4	8	4,109	9.51	101	43,225	2,753	1,356	67.00	33.00
7	1	15	4	8	4,108	9.50	102	43,225	2,720	1,388	66.21	33.79
11	12	15	5	18	4,108	9.50	103	43,225	1,971	2,137	47.98	52.02

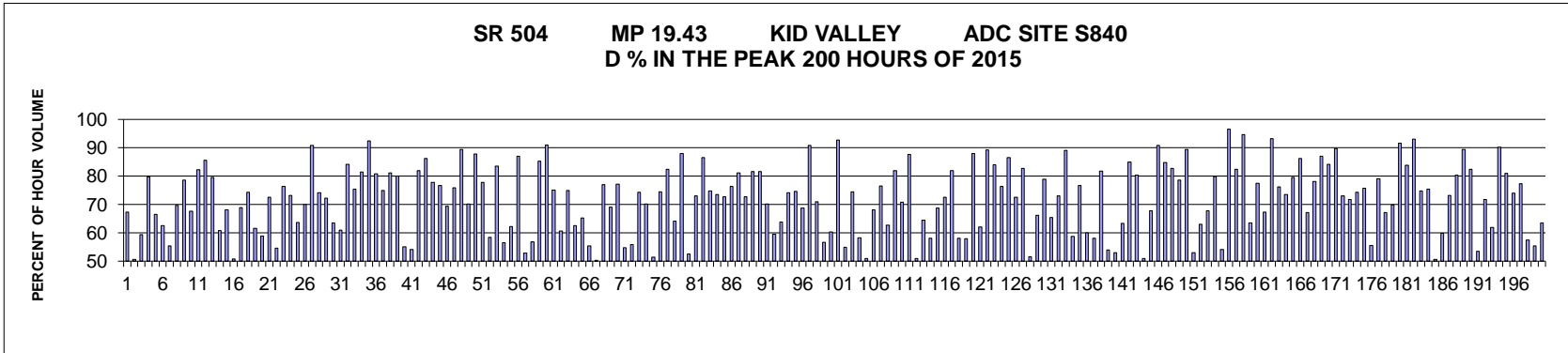
MO	DY	YR	DAY OF WK	HR	HR VOL	PERCENT OF AADT	HOUR NUMBER	AADT	NORTH VOLUME	SOUTH VOLUME	PERCENT NORTH IS OF TOTAL VOLUME	PERCENT SOUTH IS OF TOTAL VOLUME
6	1	15	2	8	4,107	9.50	104	43,225	2,698	1,409	65.69	34.31
1	15	15	5	17	4,105	9.50	105	43,225	1,613	2,492	39.29	60.71
2	26	15	5	17	4,103	9.49	106	43,225	1,610	2,493	39.24	60.76
4	16	15	5	8	4,103	9.49	107	43,225	2,738	1,365	66.73	33.27
7	29	15	4	8	4,103	9.49	108	43,225	2,741	1,362	66.80	33.20
7	27	15	2	8	4,102	9.49	109	43,225	2,792	1,310	68.06	31.94
1	6	15	3	8	4,100	9.49	110	43,225	2,697	1,403	65.78	34.22
2	5	15	5	17	4,100	9.49	111	43,225	1,724	2,376	42.05	57.95
8	5	15	4	17	4,100	9.49	112	43,225	1,728	2,372	42.15	57.85
5	6	15	4	8	4,097	9.48	113	43,225	2,656	1,441	64.83	35.17
5	7	15	5	17	4,095	9.47	114	43,225	1,812	2,283	44.25	55.75
5	13	15	4	17	4,095	9.47	115	43,225	1,783	2,312	43.54	56.46
1	13	15	3	8	4,094	9.47	116	43,225	2,670	1,424	65.22	34.78
3	12	15	5	8	4,090	9.46	117	43,225	2,700	1,390	66.01	33.99
5	28	15	5	8	4,089	9.46	118	43,225	2,691	1,398	65.81	34.19
6	18	15	5	8	4,088	9.46	119	43,225	2,750	1,338	67.27	32.73
11	17	15	3	8	4,088	9.46	120	43,225	2,711	1,377	66.32	33.68
12	3	15	5	17	4,088	9.46	121	43,225	1,734	2,354	42.42	57.58
3	4	15	4	17	4,085	9.45	122	43,225	1,571	2,514	38.46	61.54
5	27	15	4	8	4,083	9.45	123	43,225	2,655	1,428	65.03	34.97
8	3	15	2	17	4,083	9.45	124	43,225	1,762	2,321	43.15	56.85
6	9	15	3	17	4,081	9.44	125	43,225	1,745	2,336	42.76	57.24
8	5	15	4	8	4,080	9.44	126	43,225	2,744	1,336	67.25	32.75
8	13	15	5	17	4,079	9.44	127	43,225	1,820	2,259	44.62	55.38
8	25	15	3	8	4,078	9.43	128	43,225	2,717	1,361	66.63	33.37
6	10	15	4	17	4,077	9.43	129	43,225	1,756	2,321	43.07	56.93
10	7	15	4	17	4,077	9.43	130	43,225	1,603	2,474	39.32	60.68
10	21	15	4	17	4,076	9.43	131	43,225	1,749	2,327	42.91	57.09
4	23	15	5	17	4,075	9.43	132	43,225	1,749	2,326	42.92	57.08
5	20	15	4	15	4,074	9.43	133	43,225	1,487	2,587	36.50	63.50
6	10	15	4	8	4,073	9.42	134	43,225	2,676	1,397	65.70	34.30
9	24	15	5	8	4,073	9.42	135	43,225	2,664	1,409	65.41	34.59
9	10	15	5	15	4,072	9.42	136	43,225	1,561	2,511	38.33	61.67
6	8	15	2	8	4,071	9.42	137	43,225	2,671	1,400	65.61	34.39
9	22	15	3	8	4,071	9.42	138	43,225	2,646	1,425	65.00	35.00
6	4	15	5	8	4,070	9.42	139	43,225	2,661	1,409	65.38	34.62
5	20	15	4	17	4,069	9.41	140	43,225	1,724	2,345	42.37	57.63
12	10	15	5	8	4,068	9.41	141	43,225	2,739	1,329	67.33	32.67
12	14	15	2	8	4,068	9.41	142	43,225	2,709	1,359	66.59	33.41
4	27	15	2	8	4,064	9.40	143	43,225	2,619	1,445	64.44	35.56
9	1	15	3	17	4,063	9.40	144	43,225	1,655	2,408	40.73	59.27
10	29	15	5	8	4,063	9.40	145	43,225	2,654	1,409	65.32	34.68
3	31	15	3	17	4,062	9.40	146	43,225	1,688	2,374	41.56	58.44
6	10	15	4	16	4,062	9.40	147	43,225	1,663	2,399	40.94	59.06
12	16	15	4	17	4,062	9.40	148	43,225	1,680	2,382	41.36	58.64

MO	DY	YR	DAY OF WK	HR	HR VOL	PERCENT OF AADT	HOUR NUMBER	AADT	NORTH VOLUME	SOUTH VOLUME	PERCENT NORTH IS OF TOTAL VOLUME	PERCENT SOUTH IS OF TOTAL VOLUME
7	30	15	5	15	4,061	9.40	149	43,225	1,557	2,504	38.34	61.66
9	10	15	5	17	4,061	9.40	150	43,225	1,672	2,389	41.17	58.83
12	3	15	5	8	4,060	9.39	151	43,225	2,690	1,370	66.26	33.74
7	7	15	3	17	4,059	9.39	152	43,225	1,598	2,461	39.37	60.63
5	21	15	5	8	4,058	9.39	153	43,225	2,670	1,388	65.80	34.20
6	17	15	4	17	4,057	9.39	154	43,225	1,887	2,170	46.51	53.49
12	15	15	3	8	4,057	9.39	155	43,225	2,670	1,387	65.81	34.19
6	30	15	3	8	4,055	9.38	156	43,225	2,739	1,316	67.55	32.45
6	10	15	4	15	4,050	9.37	157	43,225	1,476	2,574	36.44	63.56
9	17	15	5	17	4,049	9.37	158	43,225	1,793	2,256	44.28	55.72
1	27	15	3	17	4,048	9.36	159	43,225	1,686	2,362	41.65	58.35
5	7	15	5	8	4,047	9.36	160	43,225	2,672	1,375	66.02	33.98
7	21	15	3	17	4,046	9.36	161	43,225	1,615	2,431	39.92	60.08
8	6	15	5	17	4,046	9.36	162	43,225	1,759	2,287	43.48	56.52
12	17	15	5	17	4,045	9.36	163	43,225	1,743	2,302	43.09	56.91
10	1	15	5	8	4,044	9.36	164	43,225	2,599	1,445	64.27	35.73
2	11	15	4	17	4,043	9.35	165	43,225	1,602	2,441	39.62	60.38
12	8	15	3	8	4,043	9.35	166	43,225	2,653	1,390	65.62	34.38
3	17	15	3	8	4,042	9.35	167	43,225	2,661	1,381	65.83	34.17
1	26	15	2	8	4,041	9.35	168	43,225	2,662	1,379	65.87	34.13
8	19	15	4	8	4,041	9.35	169	43,225	2,682	1,359	66.37	33.63
4	7	15	3	8	4,040	9.35	170	43,225	2,693	1,347	66.66	33.34
4	20	15	2	8	4,039	9.34	171	43,225	2,636	1,403	65.26	34.74
10	22	15	5	8	4,038	9.34	172	43,225	2,644	1,394	65.48	34.52
10	29	15	5	17	4,037	9.34	173	43,225	1,610	2,427	39.88	60.12
2	12	15	5	8	4,036	9.34	174	43,225	2,656	1,380	65.81	34.19
4	8	15	4	8	4,036	9.34	175	43,225	2,722	1,314	67.44	32.56
4	9	15	5	8	4,036	9.34	176	43,225	2,677	1,359	66.33	33.67
6	17	15	4	16	4,036	9.34	177	43,225	1,616	2,420	40.04	59.96
6	11	15	5	15	4,033	9.33	178	43,225	1,463	2,570	36.28	63.72
4	8	15	4	17	4,032	9.33	179	43,225	1,750	2,282	43.40	56.60
9	10	15	5	18	4,030	9.32	180	43,225	1,799	2,231	44.64	55.36
9	2	15	4	8	4,028	9.32	181	43,225	2,673	1,355	66.36	33.64
9	3	15	5	17	4,028	9.32	182	43,225	1,794	2,234	44.54	55.46
10	28	15	4	17	4,027	9.32	183	43,225	1,663	2,364	41.30	58.70
2	17	15	3	8	4,025	9.31	184	43,225	2,698	1,327	67.03	32.97
3	25	15	4	16	4,024	9.31	185	43,225	1,538	2,486	38.22	61.78
7	15	15	4	16	4,021	9.30	186	43,225	1,640	2,381	40.79	59.21
10	15	15	5	17	4,021	9.30	187	43,225	1,652	2,369	41.08	58.92
7	28	15	3	17	4,020	9.30	188	43,225	1,692	2,328	42.09	57.91
10	5	15	2	8	4,020	9.30	189	43,225	2,596	1,424	64.58	35.42
5	14	15	5	8	4,017	9.29	190	43,225	2,537	1,480	63.16	36.84
8	25	15	3	17	4,017	9.29	191	43,225	1,782	2,235	44.36	55.64
9	30	15	4	17	4,017	9.29	192	43,225	1,639	2,378	40.80	59.20
6	9	15	3	8	4,016	9.29	193	43,225	2,638	1,378	65.69	34.31

MO	DY	YR	DAY OF WK	HR	HR VOL	PERCENT OF AADT	HOUR NUMBER	AADT	NORTH VOLUME	SOUTH VOLUME	PERCENT NORTH IS OF TOTAL VOLUME	PERCENT SOUTH IS OF TOTAL VOLUME
5	28	15	5	17	4,015	9.29	194	43,225	1,756	2,259	43.74	56.26
7	14	15	3	17	4,012	9.28	195	43,225	1,676	2,336	41.77	58.23
7	22	15	4	17	4,012	9.28	196	43,225	1,632	2,380	40.68	59.32
8	27	15	5	16	4,010	9.28	197	43,225	1,686	2,324	42.04	57.96
5	26	15	3	8	4,009	9.27	198	43,225	2,647	1,362	66.03	33.97
5	5	15	3	8	4,007	9.27	199	43,225	2,555	1,452	63.76	36.24
10	7	15	4	8	4,007	9.27	200	43,225	2,632	1,375	65.69	34.31



AADT= 688 K 30 FACTOR= 31.40 K 100 FACTOR= 23.84 K 200 FACTOR= 20.35 D 100 FACTOR= 60.37



MO	DY	YR	DAY OF WK	HR	HR VOL	PERCENT OF AADT	HOUR NUMBER	AADT	EAST VOLUME	WEST VOLUME	PERCENT EAST IS OF TOTAL VOLUME	PERCENT WEST IS OF TOTAL VOLUME
8	22	15	7	15	272	39.53	1	688	89	183	32.72	67.28
8	16	15	1	15	257	37.35	2	688	130	127	50.58	49.42
7	18	15	7	15	253	36.77	3	688	103	150	40.71	59.29
8	22	15	7	13	252	36.63	4	688	201	51	79.76	20.24
5	24	15	1	16	251	36.48	5	688	84	167	33.47	66.53
9	7	15	2	14	243	35.32	6	688	152	91	62.55	37.45
9	7	15	2	15	242	35.17	7	688	108	134	44.63	55.37
7	18	15	7	16	238	34.59	8	688	72	166	30.25	69.75
7	18	15	7	17	238	34.59	9	688	51	187	21.43	78.57
8	15	15	7	16	238	34.59	10	688	77	161	32.35	67.65
9	5	15	7	17	237	34.45	11	688	42	195	17.72	82.28
7	18	15	7	12	236	34.30	12	688	202	34	85.59	14.41
5	24	15	1	13	235	34.16	13	688	187	48	79.57	20.43
9	5	15	7	14	235	34.16	14	688	143	92	60.85	39.15

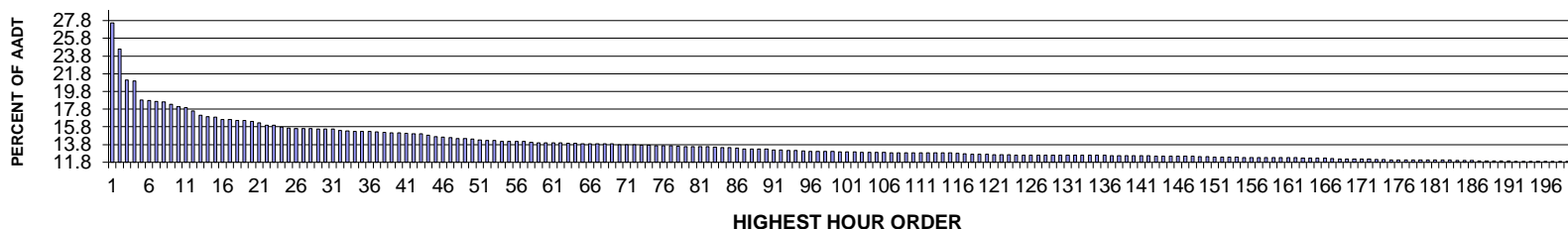
MO	DY	YR	DAY OF WK	HR	HR VOL	PERCENT OF AADT	HOUR NUMBER	AADT	EAST VOLUME	WEST VOLUME	PERCENT EAST IS OF TOTAL VOLUME	PERCENT WEST IS OF TOTAL VOLUME
7	3	15	6	16	232	33.72	15	688	74	158	31.90	68.10
9	5	15	7	15	232	33.72	16	688	114	118	49.14	50.86
9	12	15	7	16	232	33.72	17	688	72	160	31.03	68.97
9	5	15	7	16	230	33.43	18	688	59	171	25.65	74.35
9	12	15	7	15	227	32.99	19	688	87	140	38.33	61.67
7	18	15	7	14	226	32.85	20	688	133	93	58.85	41.15
8	16	15	1	16	226	32.85	21	688	62	164	27.43	72.57
8	15	15	7	15	225	32.70	22	688	102	123	45.33	54.67
8	15	15	7	17	225	32.70	23	688	53	172	23.56	76.44
9	12	15	7	17	224	32.56	24	688	60	164	26.79	73.21
5	24	15	1	14	220	31.98	25	688	140	80	63.64	36.36
9	12	15	7	13	220	31.98	26	688	154	66	70.00	30.00
5	24	15	1	18	219	31.83	27	688	20	199	9.13	90.87
9	7	15	2	16	217	31.54	28	688	56	161	25.81	74.19
8	22	15	7	16	216	31.40	29	688	60	156	27.78	72.22
9	19	15	7	14	216	31.40	30	688	137	79	63.43	36.57
8	16	15	1	14	215	31.25	31	688	131	84	60.93	39.07
5	24	15	1	17	214	31.10	32	688	34	180	15.89	84.11
9	19	15	7	16	212	30.81	33	688	52	160	24.53	75.47
5	23	15	7	17	210	30.52	34	688	39	171	18.57	81.43
8	15	15	7	12	210	30.52	35	688	194	16	92.38	7.62
9	7	15	2	13	209	30.38	36	688	169	40	80.86	19.14
5	18	15	2	15	207	30.09	37	688	52	155	25.12	74.88
8	16	15	1	17	207	30.09	38	688	39	168	18.84	81.16
8	15	15	7	13	206	29.94	39	688	165	41	80.10	19.90
7	19	15	1	14	205	29.80	40	688	113	92	55.12	44.88
7	19	15	1	15	205	29.80	41	688	94	111	45.85	54.15
9	7	15	2	17	204	29.65	42	688	37	167	18.14	81.86
5	24	15	1	12	203	29.51	43	688	175	28	86.21	13.79
7	18	15	7	13	203	29.51	44	688	158	45	77.83	22.17
8	16	15	1	13	201	29.22	45	688	154	47	76.62	23.38
7	19	15	1	16	199	28.92	46	688	61	138	30.65	69.35
8	15	15	7	18	199	28.92	47	688	48	151	24.12	75.88
8	16	15	1	12	199	28.92	48	688	178	21	89.45	10.55
7	12	15	1	16	198	28.78	49	688	59	139	29.80	70.20
9	5	15	7	12	198	28.78	50	688	174	24	87.88	12.12
9	19	15	7	17	198	28.78	51	688	44	154	22.22	77.78
7	3	15	6	15	195	28.34	52	688	81	114	41.54	58.46
8	22	15	7	12	194	28.20	53	688	162	32	83.51	16.49
7	12	15	1	14	193	28.05	54	688	109	84	56.48	43.52
8	15	15	7	14	193	28.05	55	688	120	73	62.18	37.82
9	7	15	2	12	193	28.05	56	688	168	25	87.05	12.95
7	12	15	1	15	191	27.76	57	688	90	101	47.12	52.88
8	22	15	7	14	190	27.62	58	688	108	82	56.84	43.16
10	3	15	7	12	190	27.62	59	688	162	28	85.26	14.74
8	16	15	1	18	189	27.47	60	688	17	172	8.99	91.01
9	5	15	7	13	189	27.47	61	688	142	47	75.13	24.87
7	4	15	7	15	188	27.33	62	688	74	114	39.36	60.64
9	13	15	1	17	188	27.33	63	688	47	141	25.00	75.00

MO	DY	YR	DAY OF WK	HR	HR VOL	PERCENT OF AADT	HOUR NUMBER	AADT	EAST VOLUME	WEST VOLUME	PERCENT EAST IS OF TOTAL VOLUME	PERCENT WEST IS OF TOTAL VOLUME
9	12	15	7	14	187	27.18	64	688	117	70	62.57	37.43
9	19	15	7	13	187	27.18	65	688	122	65	65.24	34.76
5	17	15	1	14	184	26.74	66	688	82	102	44.57	55.43
5	24	15	1	15	183	26.60	67	688	92	91	50.27	49.73
7	12	15	1	17	183	26.60	68	688	42	141	22.95	77.05
7	11	15	7	16	181	26.31	69	688	56	125	30.94	69.06
7	19	15	1	12	180	26.16	70	688	139	41	77.22	22.78
5	23	15	7	15	179	26.02	71	688	81	98	45.25	54.75
7	3	15	6	14	179	26.02	72	688	100	79	55.87	44.13
9	26	15	7	17	179	26.02	73	688	46	133	25.70	74.30
9	26	15	7	16	178	25.87	74	688	53	125	29.78	70.22
9	26	15	7	15	177	25.73	75	688	86	91	48.59	51.41
7	3	15	6	13	176	25.58	76	688	131	45	74.43	25.57
7	18	15	7	18	176	25.58	77	688	31	145	17.61	82.39
12	26	15	7	15	176	25.58	78	688	63	113	35.80	64.20
7	3	15	6	12	175	25.44	79	688	154	21	88.00	12.00
10	3	15	7	15	175	25.44	80	688	83	92	47.43	52.57
5	17	15	1	16	171	24.85	81	688	46	125	26.90	73.10
5	25	15	2	17	170	24.71	82	688	23	147	13.53	86.47
7	26	15	1	16	170	24.71	83	688	43	127	25.29	74.71
8	17	15	2	16	170	24.71	84	688	45	125	26.47	73.53
5	23	15	7	16	169	24.56	85	688	46	123	27.22	72.78
7	19	15	1	17	169	24.56	86	688	40	129	23.67	76.33
7	25	15	7	18	169	24.56	87	688	32	137	18.93	81.07
9	11	15	6	16	169	24.56	88	688	46	123	27.22	72.78
5	25	15	2	13	168	24.42	89	688	137	31	81.55	18.45
7	12	15	1	13	168	24.42	90	688	137	31	81.55	18.45
7	19	15	1	13	168	24.42	91	688	118	50	70.24	29.76
7	24	15	6	15	168	24.42	92	688	68	100	40.48	59.52
7	17	15	6	15	166	24.13	93	688	60	106	36.14	63.86
8	23	15	1	16	166	24.13	94	688	43	123	25.90	74.10
9	12	15	7	12	166	24.13	95	688	124	42	74.70	25.30
12	26	15	7	14	166	24.13	96	688	114	52	68.67	31.33
5	23	15	7	12	165	23.98	97	688	150	15	90.91	9.09
7	3	15	6	17	165	23.98	98	688	48	117	29.09	70.91
5	9	15	7	14	164	23.84	99	688	93	71	56.71	43.29
7	20	15	2	15	164	23.84	100	688	65	99	39.63	60.37
8	15	15	7	11	164	23.84	101	688	152	12	92.68	7.32
10	4	15	1	14	164	23.84	102	688	90	74	54.88	45.12
10	4	15	1	16	164	23.84	103	688	42	122	25.61	74.39
5	25	15	2	15	163	23.69	104	688	68	95	41.72	58.28
7	11	15	7	15	163	23.69	105	688	80	83	49.08	50.92
7	20	15	2	16	163	23.69	106	688	52	111	31.90	68.10
7	4	15	7	16	162	23.55	107	688	38	124	23.46	76.54
5	25	15	2	14	161	23.40	108	688	101	60	62.73	37.27
7	3	15	6	18	161	23.40	109	688	29	132	18.01	81.99
7	11	15	7	13	161	23.40	110	688	114	47	70.81	29.19
7	12	15	1	18	161	23.40	111	688	20	141	12.42	87.58
9	13	15	1	15	161	23.40	112	688	79	82	49.07	50.93

MO	DY	YR	DAY OF WK	HR	HR VOL	PERCENT OF AADT	HOUR NUMBER	AADT	EAST VOLUME	WEST VOLUME	PERCENT EAST IS OF TOTAL VOLUME	PERCENT WEST IS OF TOTAL VOLUME
5	10	15	1	13	160	23.26	113	688	103	57	64.38	35.63
5	23	15	7	14	160	23.26	114	688	93	67	58.13	41.88
7	17	15	6	16	160	23.26	115	688	50	110	31.25	68.75
7	24	15	6	16	160	23.26	116	688	44	116	27.50	72.50
7	24	15	6	17	160	23.26	117	688	29	131	18.13	81.88
8	23	15	1	15	160	23.26	118	688	67	93	41.88	58.13
7	4	15	7	14	159	23.11	119	688	92	67	57.86	42.14
7	18	15	7	11	159	23.11	120	688	140	19	88.05	11.95
8	17	15	2	15	158	22.97	121	688	60	98	37.97	62.03
9	7	15	2	18	158	22.97	122	688	17	141	10.76	89.24
5	16	15	7	16	157	22.82	123	688	25	132	15.92	84.08
5	18	15	2	16	157	22.82	124	688	37	120	23.57	76.43
5	25	15	2	12	157	22.82	125	688	136	21	86.62	13.38
5	25	15	2	16	157	22.82	126	688	43	114	27.39	72.61
7	17	15	6	12	157	22.82	127	688	130	27	82.80	17.20
7	17	15	6	14	157	22.82	128	688	76	81	48.41	51.59
9	13	15	1	16	157	22.82	129	688	53	104	33.76	66.24
10	3	15	7	16	157	22.82	130	688	33	124	21.02	78.98
7	23	15	5	15	156	22.67	131	688	54	102	34.62	65.38
7	23	15	5	16	156	22.67	132	688	42	114	26.92	73.08
9	19	15	7	11	156	22.67	133	688	139	17	89.10	10.90
5	10	15	1	15	155	22.53	134	688	64	91	41.29	58.71
7	13	15	2	16	155	22.53	135	688	36	119	23.23	76.77
9	19	15	7	15	155	22.53	136	688	62	93	40.00	60.00
10	4	15	1	15	155	22.53	137	688	65	90	41.94	58.06
8	3	15	2	17	154	22.38	138	688	28	126	18.18	81.82
9	13	15	1	14	154	22.38	139	688	83	71	53.90	46.10
7	6	15	2	15	153	22.24	140	688	72	81	47.06	52.94
7	30	15	5	15	153	22.24	141	688	56	97	36.60	63.40
9	5	15	7	18	153	22.24	142	688	23	130	15.03	84.97
9	12	15	7	18	153	22.24	143	688	30	123	19.61	80.39
10	3	15	7	14	153	22.24	144	688	78	75	50.98	49.02
5	9	15	7	16	152	22.09	145	688	49	103	32.24	67.76
5	25	15	2	18	152	22.09	146	688	14	138	9.21	90.79
7	11	15	7	18	152	22.09	147	688	23	129	15.13	84.87
7	11	15	7	17	150	21.80	148	688	26	124	17.33	82.67
7	20	15	2	17	150	21.80	149	688	32	118	21.33	78.67
8	6	15	5	12	150	21.80	150	688	134	16	89.33	10.67
7	7	15	3	14	149	21.66	151	688	70	79	46.98	53.02
7	20	15	2	14	149	21.66	152	688	94	55	63.09	36.91
9	6	15	1	14	149	21.66	153	688	101	48	67.79	32.21
9	12	15	7	11	149	21.66	154	688	119	30	79.87	20.13
5	10	15	1	14	148	21.51	155	688	80	68	54.05	45.95
5	24	15	1	11	148	21.51	156	688	143	5	96.62	3.38
7	29	15	4	17	148	21.51	157	688	26	122	17.57	82.43
8	15	15	7	19	148	21.51	158	688	8	140	5.41	94.59
8	27	15	5	15	148	21.51	159	688	54	94	36.49	63.51
5	9	15	7	17	147	21.37	160	688	33	114	22.45	77.55
7	23	15	5	13	147	21.37	161	688	99	48	67.35	32.65

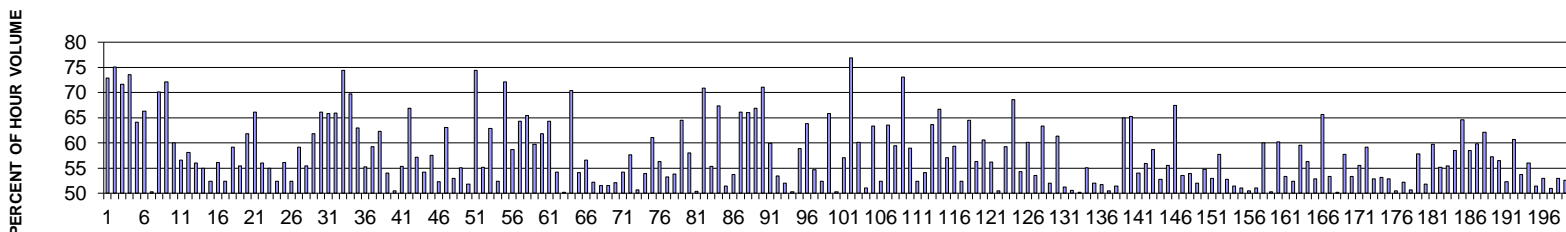
MO	DY	YR	DAY OF WK	HR	HR VOL	PERCENT OF AADT	HOUR NUMBER	AADT	EAST VOLUME	WEST VOLUME	PERCENT EAST IS OF TOTAL VOLUME	PERCENT WEST IS OF TOTAL VOLUME
9	5	15	7	11	147	21.37	162	688	137	10	93.20	6.80
9	6	15	1	17	147	21.37	163	688	35	112	23.81	76.19
9	20	15	1	16	147	21.37	164	688	39	108	26.53	73.47
9	26	15	7	12	147	21.37	165	688	117	30	79.59	20.41
7	19	15	1	18	146	21.22	166	688	20	126	13.70	86.30
7	23	15	5	14	146	21.22	167	688	98	48	67.12	32.88
8	17	15	2	17	146	21.22	168	688	32	114	21.92	78.08
9	26	15	7	18	146	21.22	169	688	19	127	13.01	86.99
5	17	15	1	17	145	21.08	170	688	23	122	15.86	84.14
8	17	15	2	12	145	21.08	171	688	130	15	89.66	10.34
9	6	15	1	13	145	21.08	172	688	106	39	73.10	26.90
9	26	15	7	13	145	21.08	173	688	104	41	71.72	28.28
7	20	15	2	13	144	20.93	174	688	107	37	74.31	25.69
7	24	15	6	13	144	20.93	175	688	109	35	75.69	24.31
7	31	15	6	15	144	20.93	176	688	64	80	44.44	55.56
7	8	15	4	16	143	20.78	177	688	30	113	20.98	79.02
7	26	15	1	13	143	20.78	178	688	96	47	67.13	32.87
7	31	15	6	16	143	20.78	179	688	43	100	30.07	69.93
8	16	15	1	19	143	20.78	180	688	12	131	8.39	91.61
8	22	15	7	17	143	20.78	181	688	23	120	16.08	83.92
9	7	15	2	11	143	20.78	182	688	133	10	93.01	6.99
10	4	15	1	17	143	20.78	183	688	36	107	25.17	74.83
5	9	15	7	13	142	20.64	184	688	107	35	75.35	24.65
5	17	15	1	15	142	20.64	185	688	70	72	49.30	50.70
5	18	15	2	14	142	20.64	186	688	57	85	40.14	59.86
7	4	15	7	13	142	20.64	187	688	104	38	73.24	26.76
7	4	15	7	17	142	20.64	188	688	28	114	19.72	80.28
7	11	15	7	12	142	20.64	189	688	127	15	89.44	10.56
7	14	15	3	12	142	20.64	190	688	117	25	82.39	17.61
7	29	15	4	14	142	20.64	191	688	76	66	53.52	46.48
8	3	15	2	16	142	20.64	192	688	40	102	28.17	71.83
8	4	15	3	14	142	20.64	193	688	88	54	61.97	38.03
8	16	15	1	11	142	20.64	194	688	128	14	90.14	9.86
9	19	15	7	12	142	20.64	195	688	115	27	80.99	19.01
10	4	15	1	13	142	20.64	196	688	105	37	73.94	26.06
5	23	15	7	13	141	20.49	197	688	109	32	77.30	22.70
7	25	15	7	14	141	20.49	198	688	81	60	57.45	42.55
9	27	15	1	15	141	20.49	199	688	63	78	44.68	55.32
5	3	15	1	16	140	20.35	200	688	51	89	36.43	63.57

**SR 401 MP 0.15 ASTORIA/MEGLER ADC SITE S841E
K FOR PEAK 200 HOURS OF 2015**



AADT= 2575 K 30 FACTOR= 15.53 K 100 FACTOR= 12.97 K 200 FACTOR= 11.88 D 30 FACTOR= 66.11

**SR 401 MP 0.15 ASTORIA/MEGLER ADC SITE S841E
D % IN THE PEAK 200 HOURS OF 2015**



MO	DY	YR	DAY OF WK	HR	HR VOL	PERCENT OF AADT	HOUR NUMBER	AADT	NORTH VOLUME	SOUTH VOLUME	PERCENT NORTH IS OF TOTAL VOLUME	PERCENT SOUTH IS OF TOTAL VOLUME
7	5	15	1	14	709	27.53	1	2575	517	192	72.92	27.08
7	5	15	1	13	633	24.58	2	2575	475	158	75.04	24.96
7	5	15	1	12	543	21.09	3	2575	389	154	71.64	28.36
7	5	15	1	15	540	20.97	4	2575	397	143	73.52	26.48
8	23	15	1	16	485	18.83	5	2575	311	174	64.12	35.88
7	5	15	1	17	484	18.80	6	2575	321	163	66.32	33.68
8	23	15	1	14	481	18.68	7	2575	242	239	50.31	49.69
7	5	15	1	16	479	18.60	8	2575	336	143	70.15	29.85
8	23	15	1	17	473	18.37	9	2575	341	132	72.09	27.91
8	16	15	1	16	465	18.06	10	2575	279	186	60.00	40.00
8	16	15	1	13	463	17.98	11	2575	262	201	56.59	43.41
8	23	15	1	15	453	17.59	12	2575	263	190	58.06	41.94
8	2	15	1	14	441	17.13	13	2575	247	194	56.01	43.99

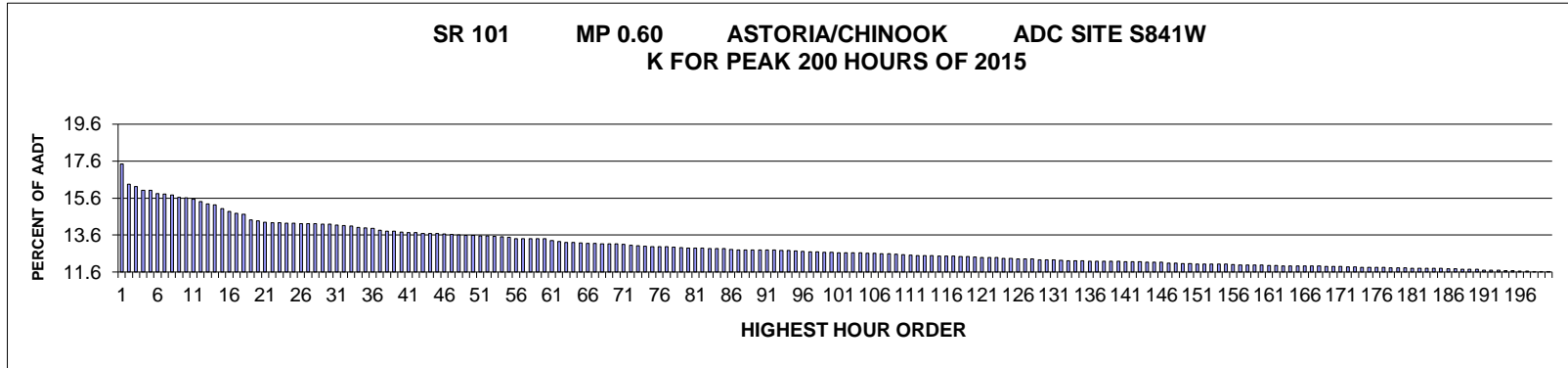
MO	DY	YR	DAY OF WK	HR	HR VOL	PERCENT OF AADT	HOUR NUMBER	AADT	NORTH VOLUME	SOUTH VOLUME	PERCENT NORTH IS OF TOTAL VOLUME	PERCENT SOUTH IS OF TOTAL VOLUME
8	2	15	1	13	437	16.97	14	2575	240	197	54.92	45.08
8	16	15	1	14	435	16.89	15	2575	228	207	52.41	47.59
8	9	15	1	13	428	16.62	16	2575	240	188	56.07	43.93
8	9	15	1	14	428	16.62	17	2575	224	204	52.34	47.66
8	2	15	1	15	426	16.54	18	2575	252	174	59.15	40.85
8	16	15	1	15	426	16.54	19	2575	236	190	55.40	44.60
7	3	15	6	16	422	16.39	20	2575	161	261	38.15	61.85
9	13	15	1	15	419	16.27	21	2575	277	142	66.11	33.89
9	7	15	2	14	412	16.00	22	2575	271	141	65.78	34.22
7	3	15	6	14	411	15.96	23	2575	140	271	34.06	65.94
8	23	15	1	18	406	15.77	24	2575	302	104	74.38	25.62
9	7	15	2	15	403	15.65	25	2575	281	122	69.73	30.27
7	3	15	6	15	402	15.61	26	2575	149	253	37.06	62.94
8	9	15	1	15	402	15.61	27	2575	222	180	55.22	44.78
9	13	15	1	14	402	15.61	28	2575	238	164	59.20	40.80
8	9	15	1	16	401	15.57	29	2575	250	151	62.34	37.66
7	26	15	1	14	400	15.53	30	2575	216	184	54.00	46.00
8	23	15	1	13	400	15.53	31	2575	202	198	50.50	49.50
7	19	15	1	15	396	15.38	32	2575	219	177	55.30	44.70
9	7	15	2	13	395	15.34	33	2575	264	131	66.84	33.16
8	16	15	1	17	394	15.30	34	2575	225	169	57.11	42.89
8	1	15	7	16	393	15.26	35	2575	180	213	45.80	54.20
8	22	15	7	14	393	15.26	36	2575	167	226	42.49	57.51
8	22	15	7	15	392	15.22	37	2575	187	205	47.70	52.30
7	3	15	6	17	390	15.15	38	2575	144	246	36.92	63.08
7	19	15	1	14	389	15.11	39	2575	206	183	52.96	47.04
7	31	15	6	15	389	15.11	40	2575	175	214	44.99	55.01
8	23	15	1	12	388	15.07	41	2575	201	187	51.80	48.20
5	25	15	2	14	387	15.03	42	2575	288	99	74.42	25.58
7	19	15	1	16	386	14.99	43	2575	213	173	55.18	44.82
7	3	15	6	12	382	14.83	44	2575	142	240	37.17	62.83
7	12	15	1	14	378	14.68	45	2575	180	198	47.62	52.38
7	5	15	1	18	377	14.64	46	2575	272	105	72.15	27.85
8	9	15	1	17	375	14.56	47	2575	220	155	58.67	41.33
8	22	15	7	12	373	14.49	48	2575	133	240	35.66	64.34
8	22	15	7	13	373	14.49	49	2575	129	244	34.58	65.42
8	2	15	1	16	372	14.45	50	2575	222	150	59.68	40.32
9	7	15	2	12	369	14.33	51	2575	228	141	61.79	38.21
8	2	15	1	17	367	14.25	52	2575	236	131	64.31	35.69
8	15	15	7	16	367	14.25	53	2575	168	199	45.78	54.22
8	21	15	6	17	365	14.17	54	2575	183	182	50.14	49.86
8	21	15	6	20	365	14.17	55	2575	257	108	70.41	29.59
6	28	15	1	13	364	14.14	56	2575	197	167	54.12	45.88
7	18	15	7	13	364	14.14	57	2575	158	206	43.41	56.59
2	15	15	1	16	362	14.06	58	2575	189	173	52.21	47.79

MO	DY	YR	DAY OF WK	HR	HR VOL	PERCENT OF AADT	HOUR NUMBER	AADT	NORTH VOLUME	SOUTH VOLUME	PERCENT NORTH IS OF TOTAL VOLUME	PERCENT SOUTH IS OF TOTAL VOLUME
6	27	15	7	16	361	14.02	59	2575	175	186	48.48	51.52
8	14	15	6	15	361	14.02	60	2575	186	175	51.52	48.48
8	21	15	6	16	361	14.02	61	2575	173	188	47.92	52.08
8	20	15	5	13	360	13.98	62	2575	165	195	45.83	54.17
7	24	15	6	14	359	13.94	63	2575	152	207	42.34	57.66
7	26	15	1	13	359	13.94	64	2575	182	177	50.70	49.30
8	14	15	6	16	358	13.90	65	2575	165	193	46.09	53.91
7	3	15	6	18	357	13.86	66	2575	139	218	38.94	61.06
7	18	15	7	14	357	13.86	67	2575	156	201	43.70	56.30
8	1	15	7	17	357	13.86	68	2575	167	190	46.78	53.22
8	21	15	6	13	357	13.86	69	2575	165	192	46.22	53.78
8	1	15	7	13	355	13.79	70	2575	126	229	35.49	64.51
8	1	15	7	15	355	13.79	71	2575	149	206	41.97	58.03
8	17	15	2	16	355	13.79	72	2575	176	179	49.58	50.42
5	25	15	2	13	354	13.75	73	2575	251	103	70.90	29.10
7	19	15	1	13	354	13.75	74	2575	196	158	55.37	44.63
7	3	15	6	13	352	13.67	75	2575	115	237	32.67	67.33
8	22	15	7	17	352	13.67	76	2575	181	171	51.42	48.58
9	4	15	6	16	352	13.67	77	2575	163	189	46.31	53.69
9	7	15	2	16	351	13.63	78	2575	232	119	66.10	33.90
9	5	15	7	13	350	13.59	79	2575	119	231	34.00	66.00
9	13	15	1	17	350	13.59	80	2575	234	116	66.86	33.14
5	25	15	2	12	349	13.55	81	2575	248	101	71.06	28.94
8	17	15	2	14	349	13.55	82	2575	140	209	40.11	59.89
8	14	15	6	17	348	13.51	83	2575	162	186	46.55	53.45
8	8	15	7	15	346	13.44	84	2575	166	180	47.98	52.02
8	22	15	7	16	346	13.44	85	2575	174	172	50.29	49.71
6	7	15	1	15	345	13.40	86	2575	203	142	58.84	41.16
8	1	15	7	12	343	13.32	87	2575	124	219	36.15	63.85
7	31	15	6	17	342	13.28	88	2575	155	187	45.32	54.68
8	24	15	2	15	342	13.28	89	2575	179	163	52.34	47.66
9	13	15	1	13	342	13.28	90	2575	225	117	65.79	34.21
7	12	15	1	15	340	13.20	91	2575	171	169	50.29	49.71
9	11	15	6	15	340	13.20	92	2575	146	194	42.94	57.06
5	25	15	2	15	338	13.13	93	2575	260	78	76.92	23.08
8	1	15	7	14	338	13.13	94	2575	135	203	39.94	60.06
2	16	15	2	13	337	13.09	95	2575	172	165	51.04	48.96
7	19	15	1	17	336	13.05	96	2575	213	123	63.39	36.61
8	8	15	7	16	336	13.05	97	2575	160	176	47.62	52.38
5	22	15	6	16	335	13.01	98	2575	122	213	36.42	63.58
9	5	15	7	16	335	13.01	99	2575	136	199	40.60	59.40
5	25	15	2	16	334	12.97	100	2575	244	90	73.05	26.95
7	24	15	6	13	334	12.97	101	2575	137	197	41.02	58.98
8	21	15	6	18	334	12.97	102	2575	159	175	47.60	52.40
7	10	15	6	14	333	12.93	103	2575	180	153	54.05	45.95

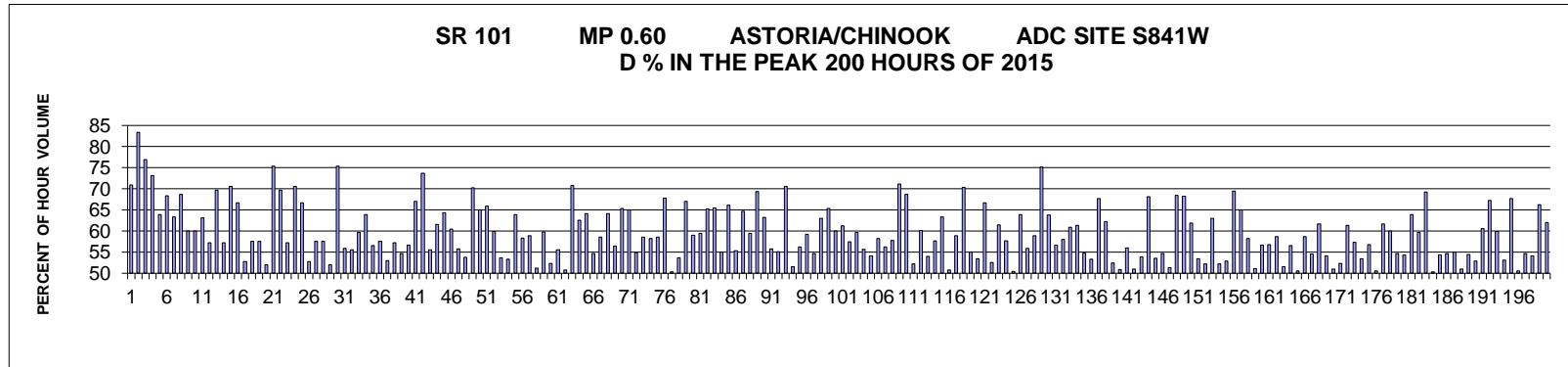
MO	DY	YR	DAY OF WK	HR	HR VOL	PERCENT OF AADT	HOUR NUMBER	AADT	NORTH VOLUME	SOUTH VOLUME	PERCENT NORTH IS OF TOTAL VOLUME	PERCENT SOUTH IS OF TOTAL VOLUME
8	8	15	7	13	333	12.93	104	2575	121	212	36.34	63.66
9	7	15	2	17	333	12.93	105	2575	222	111	66.67	33.33
9	11	15	6	17	333	12.93	106	2575	143	190	42.94	57.06
7	26	15	1	15	332	12.89	107	2575	197	135	59.34	40.66
8	14	15	6	13	332	12.89	108	2575	158	174	47.59	52.41
9	5	15	7	15	332	12.89	109	2575	118	214	35.54	64.46
9	11	15	6	16	332	12.89	110	2575	145	187	43.67	56.33
9	12	15	7	14	332	12.89	111	2575	131	201	39.46	60.54
6	28	15	1	14	331	12.85	112	2575	186	145	56.19	43.81
8	14	15	6	12	331	12.85	113	2575	164	167	49.55	50.45
8	21	15	6	21	331	12.85	114	2575	196	135	59.21	40.79
9	13	15	1	16	331	12.85	115	2575	227	104	68.58	31.42
8	21	15	6	15	330	12.82	116	2575	151	179	45.76	54.24
2	15	15	1	14	328	12.74	117	2575	131	197	39.94	60.06
6	7	15	1	13	327	12.70	118	2575	175	152	53.52	46.48
6	21	15	1	16	327	12.70	119	2575	207	120	63.30	36.70
7	17	15	6	15	327	12.70	120	2575	157	170	48.01	51.99
6	27	15	7	13	326	12.66	121	2575	126	200	38.65	61.35
7	31	15	6	18	326	12.66	122	2575	159	167	48.77	51.23
8	2	15	1	12	326	12.66	123	2575	161	165	49.39	50.61
7	6	15	2	14	325	12.62	124	2575	163	162	50.15	49.85
7	18	15	7	15	325	12.62	125	2575	146	179	44.92	55.08
7	20	15	2	16	325	12.62	126	2575	156	169	48.00	52.00
7	24	15	6	15	325	12.62	127	2575	157	168	48.31	51.69
8	7	15	6	14	325	12.62	128	2575	161	164	49.54	50.46
8	9	15	1	12	325	12.62	129	2575	158	167	48.62	51.38
8	16	15	1	18	325	12.62	130	2575	211	114	64.92	35.08
9	5	15	7	14	325	12.62	131	2575	113	212	34.77	65.23
6	14	15	1	13	324	12.58	132	2575	175	149	54.01	45.99
7	29	15	4	13	324	12.58	133	2575	143	181	44.14	55.86
7	31	15	6	14	324	12.58	134	2575	134	190	41.36	58.64
8	3	15	2	13	324	12.58	135	2575	153	171	47.22	52.78
8	15	15	7	13	324	12.58	136	2575	144	180	44.44	55.56
6	7	15	1	16	323	12.54	137	2575	218	105	67.49	32.51
6	27	15	7	17	323	12.54	138	2575	173	150	53.56	46.44
7	6	15	2	15	323	12.54	139	2575	149	174	46.13	53.87
8	7	15	6	15	323	12.54	140	2575	155	168	47.99	52.01
8	13	15	5	15	323	12.54	141	2575	146	177	45.20	54.80
8	21	15	6	14	323	12.54	142	2575	152	171	47.06	52.94
7	24	15	6	16	322	12.50	143	2575	136	186	42.24	57.76
9	26	15	7	13	322	12.50	144	2575	152	170	47.20	52.80
6	26	15	6	15	321	12.47	145	2575	156	165	48.60	51.40
7	10	15	6	16	321	12.47	146	2575	157	164	48.91	51.09
8	3	15	2	14	321	12.47	147	2575	162	159	50.47	49.53
8	27	15	5	14	321	12.47	148	2575	164	157	51.09	48.91

MO	DY	YR	DAY OF WK	HR	HR VOL	PERCENT OF AADT	HOUR NUMBER	AADT	NORTH VOLUME	SOUTH VOLUME	PERCENT NORTH IS OF TOTAL VOLUME	PERCENT SOUTH IS OF TOTAL VOLUME
6	28	15	1	15	320	12.43	149	2575	192	128	60.00	40.00
8	14	15	6	14	320	12.43	150	2575	161	159	50.31	49.69
4	19	15	1	14	319	12.39	151	2575	192	127	60.19	39.81
7	30	15	5	15	319	12.39	152	2575	149	170	46.71	53.29
8	4	15	3	15	319	12.39	153	2575	152	167	47.65	52.35
8	15	15	7	14	319	12.39	154	2575	129	190	40.44	59.56
8	8	15	7	14	318	12.35	155	2575	139	179	43.71	56.29
8	20	15	5	16	318	12.35	156	2575	150	168	47.17	52.83
7	5	15	1	11	317	12.31	157	2575	208	109	65.62	34.38
7	6	15	2	16	317	12.31	158	2575	148	169	46.69	53.31
8	18	15	3	15	317	12.31	159	2575	159	158	50.16	49.84
8	22	15	7	18	317	12.31	160	2575	183	134	57.73	42.27
8	24	15	2	16	317	12.31	161	2575	148	169	46.69	53.31
8	28	15	6	16	317	12.31	162	2575	176	141	55.52	44.48
7	26	15	1	17	316	12.27	163	2575	187	129	59.18	40.82
8	10	15	2	16	316	12.27	164	2575	149	167	47.15	52.85
8	13	15	5	14	316	12.27	165	2575	148	168	46.84	53.16
8	17	15	2	17	316	12.27	166	2575	149	167	47.15	52.85
8	14	15	6	18	315	12.23	167	2575	156	159	49.52	50.48
6	26	15	6	16	314	12.19	168	2575	150	164	47.77	52.23
7	31	15	6	16	314	12.19	169	2575	155	159	49.36	50.64
7	2	15	5	13	313	12.16	170	2575	132	181	42.17	57.83
8	7	15	6	13	313	12.16	171	2575	151	162	48.24	51.76
8	8	15	7	12	313	12.16	172	2575	126	187	40.26	59.74
7	12	15	1	13	312	12.12	173	2575	172	140	55.13	44.87
7	31	15	6	13	312	12.12	174	2575	139	173	44.55	55.45
2	16	15	2	15	311	12.08	175	2575	182	129	58.52	41.48
6	27	15	7	14	311	12.08	176	2575	110	201	35.37	64.63
7	6	15	2	13	311	12.08	177	2575	182	129	58.52	41.48
7	26	15	1	16	311	12.08	178	2575	186	125	59.81	40.19
8	3	15	2	18	311	12.08	179	2575	193	118	62.06	37.94
9	20	15	1	13	311	12.08	180	2575	178	133	57.23	42.77
7	19	15	1	18	310	12.04	181	2575	175	135	56.45	43.55
8	19	15	4	15	310	12.04	182	2575	162	148	52.26	47.74
9	4	15	6	17	310	12.04	183	2575	122	188	39.35	60.65
7	2	15	5	15	309	12.00	184	2575	143	166	46.28	53.72
7	12	15	1	12	309	12.00	185	2575	173	136	55.99	44.01
7	24	15	6	17	309	12.00	186	2575	150	159	48.54	51.46
7	12	15	1	16	308	11.96	187	2575	163	145	52.92	47.08
8	3	15	2	15	308	11.96	188	2575	151	157	49.03	50.97
8	21	15	6	12	308	11.96	189	2575	163	145	52.92	47.08
8	28	15	6	13	308	11.96	190	2575	162	146	52.60	47.40
8	28	15	6	15	308	11.96	191	2575	166	142	53.90	46.10
2	14	15	7	15	307	11.92	192	2575	120	187	39.09	60.91
9	4	15	6	14	307	11.92	193	2575	126	181	41.04	58.96

MO	DY	YR	DAY OF WK	HR	HR VOL	PERCENT OF AADT	HOUR NUMBER	AADT	NORTH VOLUME	SOUTH VOLUME	PERCENT NORTH IS OF TOTAL VOLUME	PERCENT SOUTH IS OF TOTAL VOLUME
12	31	15	5	15	307	11.92	194	2575	138	169	44.95	55.05
8	15	15	7	15	306	11.88	195	2575	160	146	52.29	47.71
8	24	15	2	12	306	11.88	196	2575	152	154	49.67	50.33
8	26	15	4	17	306	11.88	197	2575	170	136	55.56	44.44
8	30	15	1	13	306	11.88	198	2575	157	149	51.31	48.69
8	30	15	1	16	306	11.88	199	2575	164	142	53.59	46.41
9	13	15	1	12	306	11.88	200	2575	180	126	58.82	41.18



AADT= 6382 K 30 FACTOR= 14.18 K 100 FACTOR= 12.66 K 200 FACTOR= 11.63 D 30 FACTOR= 75.33



MO	DY	YR	DAY OF WK	HR	HR VOL	PERCENT OF AADT	HOUR NUMBER	AADT	NORTH VOLUME	SOUTH VOLUME	PERCENT NORTH IS OF TOTAL VOLUME	PERCENT SOUTH IS OF TOTAL VOLUME
7	5	15	1	14	1113	17.44	1	6382	789	324	70.89	29.11
7	5	15	1	11	1044	16.36	2	6382	870	174	83.33	16.67
7	5	15	1	12	1036	16.23	3	6382	797	239	76.93	23.07
7	5	15	1	15	1023	16.03	4	6382	748	275	73.12	26.88
7	3	15	6	14	1022	16.01	5	6382	369	653	36.11	63.89
7	3	15	6	15	1011	15.84	6	6382	320	691	31.65	68.35
6	27	15	7	16	1009	15.81	7	6382	370	639	36.67	63.33
7	3	15	6	16	1007	15.78	8	6382	315	692	31.28	68.72
7	3	15	6	13	998	15.64	9	6382	399	599	39.98	60.02
8	23	15	1	14	997	15.62	10	6382	598	399	59.98	40.02
8	23	15	1	13	991	15.53	11	6382	626	365	63.17	36.83
7	3	15	6	12	983	15.40	12	6382	421	562	42.83	57.17
7	5	15	1	13	975	15.28	13	6382	680	295	69.74	30.26

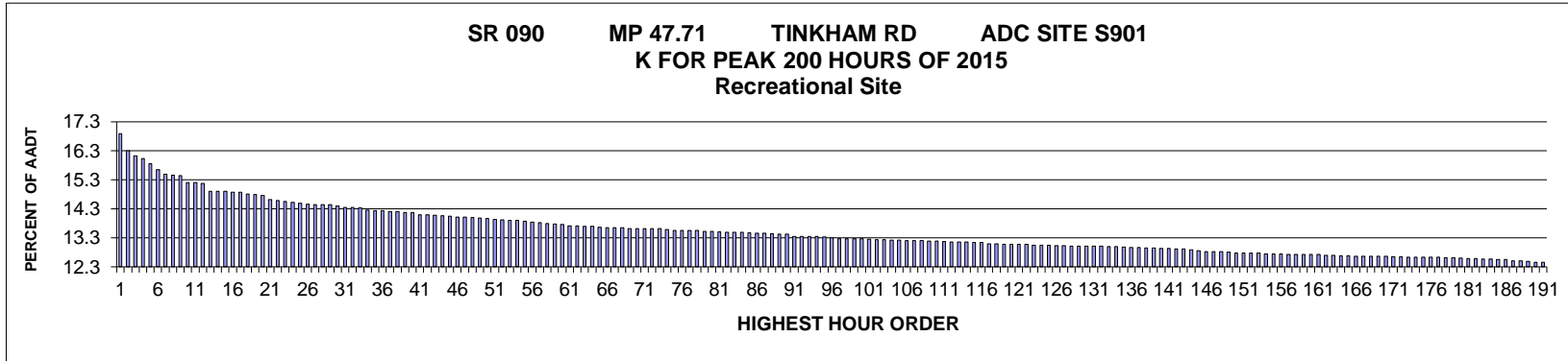
MO	DY	YR	DAY OF WK	HR	HR VOL	PERCENT OF AADT	HOUR NUMBER	AADT	NORTH VOLUME	SOUTH VOLUME	PERCENT NORTH IS OF TOTAL VOLUME	PERCENT SOUTH IS OF TOTAL VOLUME
8	23	15	1	15	972	15.23	14	6382	556	416	57.20	42.80
9	13	15	1	13	960	15.04	15	6382	678	282	70.63	29.38
7	3	15	6	17	950	14.89	16	6382	317	633	33.37	66.63
8	22	15	7	16	943	14.78	17	6382	498	445	52.81	47.19
8	22	15	7	13	940	14.73	18	6382	399	541	42.45	57.55
8	2	15	1	13	921	14.43	19	6382	530	391	57.55	42.45
9	12	15	7	16	917	14.37	20	6382	440	477	47.98	52.02
9	13	15	1	12	912	14.29	21	6382	687	225	75.33	24.67
8	22	15	7	17	910	14.26	22	6382	509	401	55.93	44.07
9	12	15	7	15	910	14.26	23	6382	404	506	44.40	55.60
2	15	15	1	13	908	14.23	24	6382	366	542	40.31	59.69
2	15	15	1	14	908	14.23	25	6382	328	580	36.12	63.88
8	21	15	6	16	907	14.21	26	6382	394	513	43.44	56.56
8	23	15	1	16	907	14.21	27	6382	522	385	57.55	42.45
9	6	15	1	14	907	14.21	28	6382	481	426	53.03	46.97
8	16	15	1	16	906	14.20	29	6382	518	388	57.17	42.83
7	19	15	1	14	905	14.18	30	6382	495	410	54.70	45.30
8	16	15	1	14	902	14.13	31	6382	511	391	56.65	43.35
7	3	15	6	18	901	14.12	32	6382	297	604	32.96	67.04
9	13	15	1	15	899	14.09	33	6382	662	237	73.64	26.36
8	21	15	6	15	894	14.01	34	6382	397	497	44.41	55.59
9	12	15	7	14	892	13.98	35	6382	343	549	38.45	61.55
9	7	15	2	13	890	13.95	36	6382	573	317	64.38	35.62
8	9	15	1	13	884	13.85	37	6382	534	350	60.41	39.59
8	16	15	1	13	882	13.82	38	6382	492	390	55.78	44.22
8	22	15	7	14	882	13.82	39	6382	408	474	46.26	53.74
9	13	15	1	16	878	13.76	40	6382	617	261	70.27	29.73
9	12	15	7	13	877	13.74	41	6382	307	570	35.01	64.99
9	7	15	2	14	876	13.73	42	6382	577	299	65.87	34.13
8	23	15	1	12	874	13.69	43	6382	524	350	59.95	40.05
8	21	15	6	14	873	13.68	44	6382	405	468	46.39	53.61
8	22	15	7	15	873	13.68	45	6382	407	466	46.62	53.38
9	11	15	6	16	872	13.66	46	6382	315	557	36.12	63.88
8	16	15	1	15	869	13.62	47	6382	507	362	58.34	41.66
8	22	15	7	12	868	13.60	48	6382	357	511	41.13	58.87
8	1	15	7	14	867	13.59	49	6382	423	444	48.79	51.21
9	6	15	1	13	866	13.57	50	6382	518	348	59.82	40.18
7	19	15	1	15	865	13.55	51	6382	453	412	52.37	47.63
8	21	15	6	17	865	13.55	52	6382	384	481	44.39	55.61
8	8	15	7	15	863	13.52	53	6382	425	438	49.25	50.75
9	13	15	1	14	862	13.51	54	6382	610	252	70.77	29.23
4	19	15	1	13	860	13.48	55	6382	538	322	62.56	37.44
7	2	15	5	15	856	13.41	56	6382	307	549	35.86	64.14
9	5	15	7	12	856	13.41	57	6382	388	468	45.33	54.67
8	22	15	7	18	855	13.40	58	6382	501	354	58.60	41.40

MO	DY	YR	DAY OF WK	HR	HR VOL	PERCENT OF AADT	HOUR NUMBER	AADT	NORTH VOLUME	SOUTH VOLUME	PERCENT NORTH IS OF TOTAL VOLUME	PERCENT SOUTH IS OF TOTAL VOLUME
9	11	15	6	15	855	13.40	59	6382	307	548	35.91	64.09
9	12	15	7	18	855	13.40	60	6382	483	372	56.49	43.51
7	2	15	5	17	848	13.29	61	6382	294	554	34.67	65.33
8	16	15	1	12	845	13.24	62	6382	549	296	64.97	35.03
8	2	15	1	17	842	13.19	63	6382	462	380	54.87	45.13
9	5	15	7	15	842	13.19	64	6382	349	493	41.45	58.55
5	24	15	1	13	841	13.18	65	6382	490	351	58.26	41.74
8	9	15	1	14	840	13.16	66	6382	492	348	58.57	41.43
7	2	15	5	16	839	13.15	67	6382	270	569	32.18	67.82
5	24	15	1	14	838	13.13	68	6382	422	416	50.36	49.64
9	12	15	7	17	838	13.13	69	6382	450	388	53.70	46.30
7	6	15	2	13	837	13.12	70	6382	561	276	67.03	32.97
7	19	15	1	13	836	13.10	71	6382	493	343	58.97	41.03
8	14	15	6	15	832	13.04	72	6382	337	495	40.50	59.50
9	12	15	7	12	831	13.02	73	6382	289	542	34.78	65.22
9	11	15	6	14	829	12.99	74	6382	286	543	34.50	65.50
8	15	15	7	14	828	12.97	75	6382	373	455	45.05	54.95
7	5	15	1	16	827	12.96	76	6382	547	280	66.14	33.86
8	2	15	1	14	827	12.96	77	6382	458	369	55.38	44.62
9	11	15	6	17	826	12.94	78	6382	292	534	35.35	64.65
7	6	15	2	14	824	12.91	79	6382	490	334	59.47	40.53
7	3	15	6	19	823	12.90	80	6382	252	571	30.62	69.38
7	5	15	1	17	823	12.90	81	6382	520	303	63.18	36.82
9	5	15	7	13	823	12.90	82	6382	364	459	44.23	55.77
8	9	15	1	15	822	12.88	83	6382	453	369	55.11	44.89
7	4	15	7	14	821	12.86	84	6382	242	579	29.48	70.52
7	19	15	1	16	821	12.86	85	6382	423	398	51.52	48.48
8	20	15	5	15	819	12.83	86	6382	359	460	43.83	56.17
7	26	15	1	14	817	12.80	87	6382	484	333	59.24	40.76
8	9	15	1	16	817	12.80	88	6382	447	370	54.71	45.29
9	4	15	6	16	817	12.80	89	6382	302	515	36.96	63.04
6	26	15	6	15	816	12.79	90	6382	283	533	34.68	65.32
7	31	15	6	15	816	12.79	91	6382	326	490	39.95	60.05
8	14	15	6	16	816	12.79	92	6382	316	500	38.73	61.27
9	5	15	7	14	815	12.77	93	6382	347	468	42.58	57.42
9	5	15	7	16	815	12.77	94	6382	329	486	40.37	59.63
8	20	15	5	16	813	12.74	95	6382	360	453	44.28	55.72
8	21	15	6	13	812	12.72	96	6382	373	439	45.94	54.06
6	28	15	1	13	809	12.68	97	6382	471	338	58.22	41.78
7	2	15	5	13	809	12.68	98	6382	354	455	43.76	56.24
8	21	15	6	18	808	12.66	99	6382	341	467	42.20	57.80
9	7	15	2	12	808	12.66	100	6382	575	233	71.16	28.84
7	6	15	2	12	807	12.64	101	6382	554	253	68.65	31.35
8	15	15	7	16	807	12.64	102	6382	386	421	47.83	52.17
8	7	15	6	16	806	12.63	103	6382	321	485	39.83	60.17

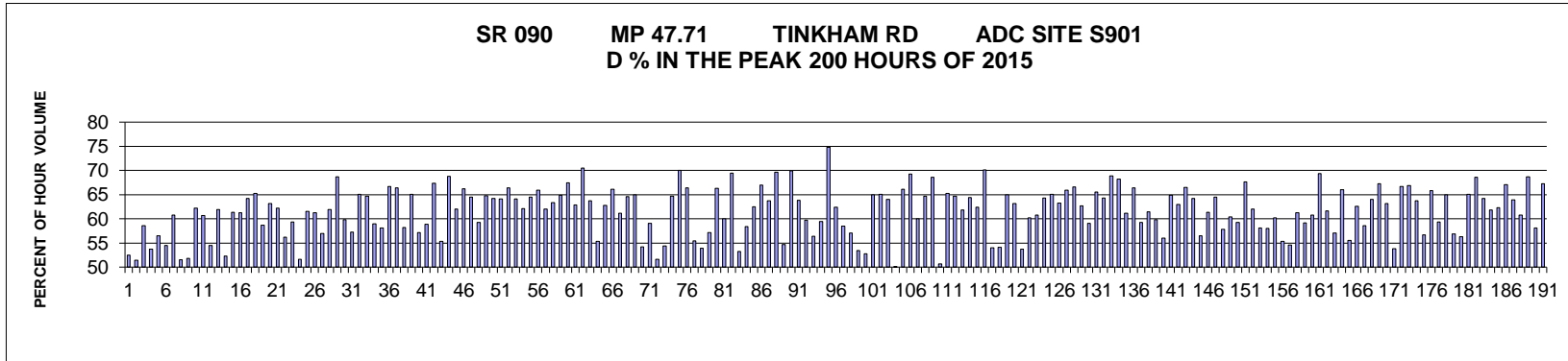
MO	DY	YR	DAY OF WK	HR	HR VOL	PERCENT OF AADT	HOUR NUMBER	AADT	NORTH VOLUME	SOUTH VOLUME	PERCENT NORTH IS OF TOTAL VOLUME	PERCENT SOUTH IS OF TOTAL VOLUME
8	19	15	4	16	806	12.63	104	6382	371	435	46.03	53.97
8	20	15	5	17	805	12.61	105	6382	341	464	42.36	57.64
9	7	15	2	15	805	12.61	106	6382	510	295	63.35	36.65
8	15	15	7	17	804	12.60	107	6382	396	408	49.25	50.75
8	23	15	1	17	803	12.58	108	6382	473	330	58.90	41.10
7	4	15	7	15	802	12.57	109	6382	238	564	29.68	70.32
2	15	15	1	15	800	12.54	110	6382	360	440	45.00	55.00
9	6	15	1	15	799	12.52	111	6382	372	427	46.56	53.44
7	2	15	5	18	798	12.50	112	6382	266	532	33.33	66.67
8	1	15	7	16	798	12.50	113	6382	379	419	47.49	52.51
7	2	15	5	14	797	12.49	114	6382	307	490	38.52	61.48
8	7	15	6	15	796	12.47	115	6382	337	459	42.34	57.66
7	6	15	2	15	795	12.46	116	6382	401	394	50.44	49.56
9	6	15	1	12	795	12.46	117	6382	508	287	63.90	36.10
7	18	15	7	15	794	12.44	118	6382	350	444	44.08	55.92
4	19	15	1	14	793	12.43	119	6382	467	326	58.89	41.11
3	22	15	1	12	792	12.41	120	6382	595	197	75.13	24.87
7	31	15	6	17	791	12.39	121	6382	286	505	36.16	63.84
9	6	15	1	16	791	12.39	122	6382	343	448	43.36	56.64
6	27	15	7	14	790	12.38	123	6382	332	458	42.03	57.97
5	23	15	7	13	787	12.33	124	6382	308	479	39.14	60.86
8	19	15	4	18	787	12.33	125	6382	304	483	38.63	61.37
8	1	15	7	13	786	12.32	126	6382	355	431	45.17	54.83
5	24	15	1	16	785	12.30	127	6382	366	419	46.62	53.38
5	25	15	2	13	785	12.30	128	6382	531	254	67.64	32.36
7	4	15	7	13	783	12.27	129	6382	296	487	37.80	62.20
8	2	15	1	16	783	12.27	130	6382	411	372	52.49	47.51
8	17	15	2	16	783	12.27	131	6382	385	398	49.17	50.83
8	15	15	7	13	781	12.24	132	6382	344	437	44.05	55.95
7	2	15	5	12	780	12.22	133	6382	398	382	51.03	48.97
8	7	15	6	14	780	12.22	134	6382	360	420	46.15	53.85
8	14	15	6	18	780	12.22	135	6382	249	531	31.92	68.08
8	16	15	1	17	778	12.19	136	6382	417	361	53.60	46.40
8	18	15	3	17	778	12.19	137	6382	353	425	45.37	54.63
8	20	15	5	14	778	12.19	138	6382	399	379	51.29	48.71
4	19	15	1	12	777	12.17	139	6382	532	245	68.47	31.53
5	25	15	2	14	777	12.17	140	6382	530	247	68.21	31.79
7	31	15	6	16	776	12.16	141	6382	296	480	38.14	61.86
8	2	15	1	15	776	12.16	142	6382	415	361	53.48	46.52
8	18	15	3	16	776	12.16	143	6382	371	405	47.81	52.19
7	19	15	1	12	775	12.14	144	6382	488	287	62.97	37.03
8	1	15	7	15	774	12.13	145	6382	370	404	47.80	52.20
8	7	15	6	13	774	12.13	146	6382	365	409	47.16	52.84
5	25	15	2	12	770	12.07	147	6382	535	235	69.48	30.52
8	2	15	1	12	770	12.07	148	6382	501	269	65.06	34.94

MO	DY	YR	DAY OF WK	HR	HR VOL	PERCENT OF AADT	HOUR NUMBER	AADT	NORTH VOLUME	SOUTH VOLUME	PERCENT NORTH IS OF TOTAL VOLUME	PERCENT SOUTH IS OF TOTAL VOLUME
5	23	15	7	14	769	12.05	149	6382	321	448	41.74	58.26
7	3	15	6	11	769	12.05	150	6382	376	393	48.89	51.11
6	27	15	7	13	768	12.03	151	6382	333	435	43.36	56.64
7	18	15	7	13	768	12.03	152	6382	332	436	43.23	56.77
7	31	15	6	14	767	12.02	153	6382	317	450	41.33	58.67
8	14	15	6	14	767	12.02	154	6382	372	395	48.50	51.50
8	20	15	5	18	767	12.02	155	6382	333	434	43.42	56.58
8	19	15	4	14	766	12.00	156	6382	379	387	49.48	50.52
7	18	15	7	14	765	11.99	157	6382	316	449	41.31	58.69
8	28	15	6	16	765	11.99	158	6382	348	417	45.49	54.51
9	11	15	6	13	765	11.99	159	6382	293	472	38.30	61.70
8	19	15	4	15	764	11.97	160	6382	351	413	45.94	54.06
2	16	15	2	13	763	11.96	161	6382	374	389	49.02	50.98
7	10	15	6	14	763	11.96	162	6382	364	399	47.71	52.29
2	14	15	7	14	762	11.94	163	6382	295	467	38.71	61.29
6	28	15	1	14	762	11.94	164	6382	437	325	57.35	42.65
7	18	15	7	16	762	11.94	165	6382	407	355	53.41	46.59
7	24	15	6	15	762	11.94	166	6382	329	433	43.18	56.82
8	8	15	7	16	762	11.94	167	6382	377	385	49.48	50.52
7	1	15	4	16	761	11.92	168	6382	292	469	38.37	61.63
4	19	15	1	15	760	11.91	169	6382	456	304	60.00	40.00
8	12	15	4	16	759	11.89	170	6382	344	415	45.32	54.68
8	18	15	3	15	759	11.89	171	6382	347	412	45.72	54.28
6	26	15	6	16	758	11.88	172	6382	274	484	36.15	63.85
8	9	15	1	17	758	11.88	173	6382	452	306	59.63	40.37
9	11	15	6	18	757	11.86	174	6382	233	524	30.78	69.22
9	26	15	7	13	757	11.86	175	6382	376	381	49.67	50.33
2	15	15	1	16	756	11.85	176	6382	411	345	54.37	45.63
9	5	15	7	17	756	11.85	177	6382	343	413	45.37	54.63
2	16	15	2	14	755	11.83	178	6382	340	415	45.03	54.97
8	1	15	7	17	755	11.83	179	6382	370	385	49.01	50.99
10	10	15	7	13	755	11.83	180	6382	411	344	54.44	45.56
8	8	15	7	14	754	11.81	181	6382	355	399	47.08	52.92
9	4	15	6	15	754	11.81	182	6382	297	457	39.39	60.61
7	4	15	7	12	753	11.80	183	6382	247	506	32.80	67.20
7	26	15	1	13	753	11.80	184	6382	451	302	59.89	40.11
8	15	15	7	15	753	11.80	185	6382	353	400	46.88	53.12
2	15	15	1	17	752	11.78	186	6382	509	243	67.69	32.31
8	1	15	7	12	751	11.77	187	6382	380	371	50.60	49.40
5	23	15	7	15	750	11.75	188	6382	340	410	45.33	54.67
6	27	15	7	17	750	11.75	189	6382	344	406	45.87	54.13
2	15	15	1	18	749	11.74	190	6382	496	253	66.22	33.78
9	4	15	6	17	747	11.70	191	6382	284	463	38.02	61.98
8	7	15	6	18	746	11.69	192	6382	272	474	36.46	63.54
9	26	15	7	15	746	11.69	193	6382	344	402	46.11	53.89

MO	DY	YR	DAY OF WK	HR	HR VOL	PERCENT OF AADT	HOUR NUMBER	AADT	NORTH VOLUME	SOUTH VOLUME	PERCENT NORTH IS OF TOTAL VOLUME	PERCENT SOUTH IS OF TOTAL VOLUME
8	19	15	4	13	745	11.67	194	6382	348	397	46.71	53.29
9	13	15	1	17	745	11.67	195	6382	515	230	69.13	30.87
7	31	15	6	13	744	11.66	196	6382	352	392	47.31	52.69
6	28	15	1	15	743	11.64	197	6382	435	308	58.55	41.45
1	31	15	7	14	742	11.63	198	6382	238	504	32.08	67.92
8	6	15	5	15	742	11.63	199	6382	342	400	46.09	53.91
9	7	15	2	16	742	11.63	200	6382	481	261	64.82	35.18



AADT= 32164 K 30 FACTOR= 14.39 K 100 FACTOR= 13.26 K 200 FACTOR= 12.36 D 100 FACTOR= 52.75



MO	DY	YR	DAY OF WK	HR	HR VOL	PERCENT OF AADT	HOUR NUMBER	AADT	EAST VOLUME	WEST VOLUME	PERCENT EAST IS OF TOTAL VOLUME	PERCENT WEST IS OF TOTAL VOLUME
11	29	15	1	13	5,431	16.89	1	32,164	2,848	2,583	52.44	47.56
11	29	15	1	14	5,242	16.30	2	32,164	2,698	2,544	51.47	48.53
8	9	15	1	14	5,188	16.13	3	32,164	2,149	3,039	41.42	58.58
11	29	15	1	15	5,158	16.04	4	32,164	2,388	2,770	46.30	53.70
8	9	15	1	13	5,102	15.86	5	32,164	2,220	2,882	43.51	56.49
11	29	15	1	12	5,033	15.65	6	32,164	2,741	2,292	54.46	45.54
8	9	15	1	15	4,982	15.49	7	32,164	1,953	3,029	39.20	60.80
12	26	15	7	14	4,972	15.46	8	32,164	2,562	2,410	51.53	48.47
11	25	15	4	16	4,966	15.44	9	32,164	2,574	2,392	51.83	48.17
8	16	15	1	14	4,892	15.21	10	32,164	1,848	3,044	37.78	62.22
8	16	15	1	13	4,891	15.21	11	32,164	1,922	2,969	39.30	60.70
8	9	15	1	12	4,880	15.17	12	32,164	2,222	2,658	45.53	54.47
8	23	15	1	15	4,793	14.90	13	32,164	1,826	2,967	38.10	61.90

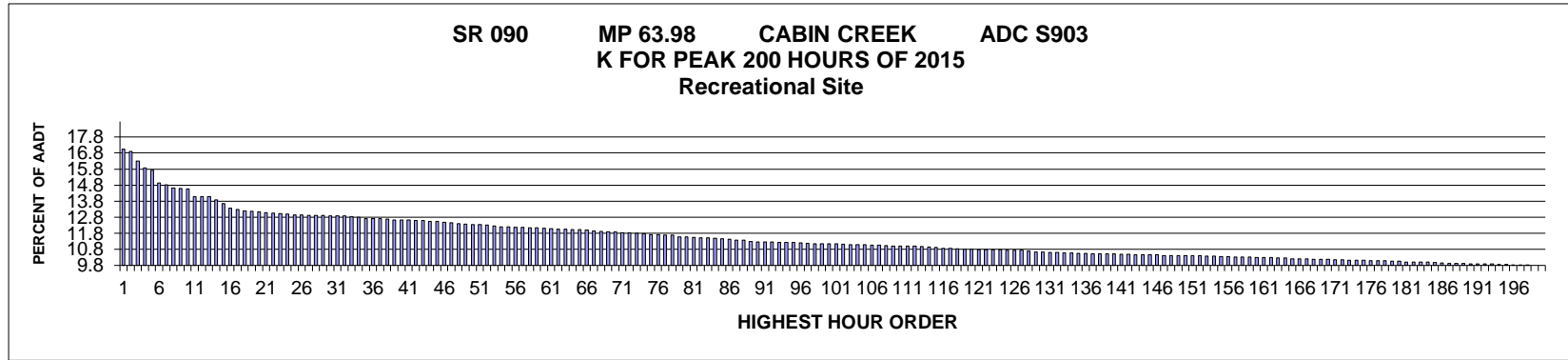
MO	DY	YR	DAY OF WK	HR	HR VOL	PERCENT OF AADT	HOUR NUMBER	AADT	EAST VOLUME	WEST VOLUME	PERCENT EAST IS OF TOTAL VOLUME	PERCENT WEST IS OF TOTAL VOLUME
8	14	15	6	15	4,792	14.90	14	32,164	2,286	2,506	47.70	52.30
7	12	15	1	15	4,791	14.90	15	32,164	1,853	2,938	38.68	61.32
7	19	15	1	15	4,787	14.88	16	32,164	1,855	2,932	38.75	61.25
7	12	15	1	16	4,786	14.88	17	32,164	1,712	3,074	35.77	64.23
9	7	15	2	13	4,762	14.81	18	32,164	1,653	3,109	34.71	65.29
12	26	15	7	15	4,758	14.79	19	32,164	1,967	2,791	41.34	58.66
8	16	15	1	16	4,748	14.76	20	32,164	1,749	2,999	36.84	63.16
10	11	15	1	16	4,702	14.62	21	32,164	1,778	2,924	37.81	62.19
11	29	15	1	16	4,692	14.59	22	32,164	2,057	2,635	43.84	56.16
8	23	15	1	14	4,684	14.56	23	32,164	1,906	2,778	40.69	59.31
8	16	15	1	12	4,670	14.52	24	32,164	2,259	2,411	48.37	51.63
7	26	15	1	14	4,661	14.49	25	32,164	1,792	2,869	38.45	61.55
7	5	15	1	12	4,651	14.46	26	32,164	1,801	2,850	38.72	61.28
11	25	15	4	15	4,649	14.45	27	32,164	2,647	2,002	56.94	43.06
12	26	15	7	13	4,647	14.45	28	32,164	2,876	1,771	61.89	38.11
12	26	15	7	12	4,645	14.44	29	32,164	3,191	1,454	68.70	31.30
6	21	15	1	14	4,629	14.39	30	32,164	1,858	2,771	40.14	59.86
7	19	15	1	13	4,617	14.35	31	32,164	1,975	2,642	42.78	57.22
8	16	15	1	17	4,617	14.35	32	32,164	1,615	3,002	34.98	65.02
9	7	15	2	12	4,611	14.34	33	32,164	1,628	2,983	35.31	64.69
7	19	15	1	14	4,588	14.26	34	32,164	1,882	2,706	41.02	58.98
7	12	15	1	14	4,578	14.23	35	32,164	1,917	2,661	41.87	58.13
10	11	15	1	17	4,576	14.23	36	32,164	1,525	3,051	33.33	66.67
9	7	15	2	15	4,570	14.21	37	32,164	1,536	3,034	33.61	66.39
7	26	15	1	13	4,566	14.20	38	32,164	1,910	2,656	41.83	58.17
8	2	15	1	15	4,562	14.18	39	32,164	1,593	2,969	34.92	65.08
7	12	15	1	12	4,561	14.18	40	32,164	1,953	2,608	42.82	57.18
8	16	15	1	15	4,534	14.10	41	32,164	1,865	2,669	41.13	58.87
6	14	15	1	16	4,533	14.09	42	32,164	1,481	3,052	32.67	67.33
11	25	15	4	14	4,528	14.08	43	32,164	2,506	2,022	55.34	44.66
5	22	15	6	15	4,527	14.07	44	32,164	3,115	1,412	68.81	31.19
7	19	15	1	16	4,520	14.05	45	32,164	1,719	2,801	38.03	61.97
5	22	15	6	16	4,510	14.02	46	32,164	2,984	1,526	66.16	33.84
9	7	15	2	14	4,506	14.01	47	32,164	1,602	2,904	35.55	64.45
7	12	15	1	13	4,503	14.00	48	32,164	1,834	2,669	40.73	59.27
8	2	15	1	16	4,500	13.99	49	32,164	1,583	2,917	35.18	64.82
7	26	15	1	16	4,492	13.97	50	32,164	1,606	2,886	35.75	64.25
10	4	15	1	17	4,480	13.93	51	32,164	1,609	2,871	35.92	64.08
12	26	15	7	16	4,478	13.92	52	32,164	1,504	2,974	33.59	66.41
8	23	15	1	18	4,475	13.91	53	32,164	1,607	2,868	35.91	64.09
7	26	15	1	15	4,474	13.91	54	32,164	1,696	2,778	37.91	62.09
6	14	15	1	15	4,461	13.87	55	32,164	1,584	2,877	35.51	64.49
5	10	15	1	17	4,451	13.84	56	32,164	1,515	2,936	34.04	65.96
10	4	15	1	16	4,445	13.82	57	32,164	1,688	2,757	37.98	62.02
6	14	15	1	14	4,435	13.79	58	32,164	1,627	2,808	36.69	63.31

MO	DY	YR	DAY OF WK	HR	HR VOL	PERCENT OF AADT	HOUR NUMBER	AADT	EAST VOLUME	WEST VOLUME	PERCENT EAST IS OF TOTAL VOLUME	PERCENT WEST IS OF TOTAL VOLUME
9	5	15	7	12	4,433	13.78	59	32,164	2,874	1,559	64.83	35.17
4	12	15	1	16	4,425	13.76	60	32,164	1,440	2,985	32.54	67.46
6	21	15	1	16	4,412	13.72	61	32,164	1,639	2,773	37.15	62.85
5	22	15	6	14	4,411	13.71	62	32,164	3,109	1,302	70.48	29.52
7	12	15	1	17	4,404	13.69	63	32,164	1,598	2,806	36.29	63.71
12	31	15	5	15	4,402	13.69	64	32,164	1,967	2,435	44.68	55.32
7	19	15	1	17	4,398	13.67	65	32,164	1,638	2,760	37.24	62.76
11	8	15	1	16	4,391	13.65	66	32,164	1,487	2,904	33.86	66.14
7	5	15	1	15	4,389	13.65	67	32,164	1,706	2,683	38.87	61.13
7	12	15	1	18	4,389	13.65	68	32,164	1,553	2,836	35.38	64.62
5	10	15	1	18	4,380	13.62	69	32,164	1,535	2,845	35.05	64.95
6	28	15	1	12	4,380	13.62	70	32,164	2,007	2,373	45.82	54.18
8	23	15	1	13	4,379	13.61	71	32,164	1,794	2,585	40.97	59.03
7	17	15	6	16	4,378	13.61	72	32,164	2,258	2,120	51.58	48.42
8	7	15	6	16	4,377	13.61	73	32,164	2,379	1,998	54.35	45.65
7	26	15	1	17	4,371	13.59	74	32,164	1,543	2,828	35.30	64.70
4	3	15	6	17	4,361	13.56	75	32,164	3,053	1,308	70.01	29.99
5	10	15	1	16	4,359	13.55	76	32,164	1,467	2,892	33.65	66.35
7	24	15	6	15	4,359	13.55	77	32,164	2,417	1,942	55.45	44.55
11	25	15	4	17	4,358	13.55	78	32,164	2,348	2,010	53.88	46.12
6	21	15	1	13	4,348	13.52	79	32,164	1,864	2,484	42.87	57.13
8	2	15	1	17	4,347	13.52	80	32,164	1,463	2,884	33.66	66.34
6	28	15	1	14	4,343	13.50	81	32,164	1,739	2,604	40.04	59.96
5	22	15	6	17	4,340	13.49	82	32,164	3,016	1,324	69.49	30.51
8	14	15	6	16	4,340	13.49	83	32,164	2,309	2,031	53.20	46.80
10	18	15	1	18	4,339	13.49	84	32,164	1,807	2,532	41.65	58.35
9	13	15	1	16	4,334	13.47	85	32,164	1,626	2,708	37.52	62.48
9	4	15	6	15	4,330	13.46	86	32,164	2,898	1,432	66.93	33.07
9	20	15	1	14	4,328	13.46	87	32,164	1,570	2,758	36.28	63.72
9	5	15	7	11	4,322	13.44	88	32,164	3,009	1,313	69.62	30.38
7	24	15	6	14	4,320	13.43	89	32,164	2,360	1,960	54.63	45.37
5	10	15	1	19	4,316	13.42	90	32,164	1,299	3,017	30.10	69.90
5	25	15	2	14	4,293	13.35	91	32,164	1,553	2,740	36.18	63.82
6	26	15	6	15	4,292	13.34	92	32,164	2,562	1,730	59.69	40.31
6	28	15	1	13	4,290	13.34	93	32,164	1,871	2,419	43.61	56.39
8	2	15	1	13	4,290	13.34	94	32,164	1,739	2,551	40.54	59.46
12	26	15	7	17	4,286	13.33	95	32,164	1,080	3,206	25.20	74.80
10	4	15	1	15	4,279	13.30	96	32,164	1,608	2,671	37.58	62.42
8	30	15	1	15	4,268	13.27	97	32,164	1,772	2,496	41.52	58.48
8	8	15	7	12	4,267	13.27	98	32,164	2,435	1,832	57.07	42.93
8	7	15	6	15	4,266	13.26	99	32,164	2,279	1,987	53.42	46.58
8	7	15	6	14	4,265	13.26	100	32,164	2,250	2,015	52.75	47.25
10	25	15	1	16	4,263	13.25	101	32,164	1,492	2,771	35.00	65.00
9	20	15	1	16	4,256	13.23	102	32,164	1,488	2,768	34.96	65.04
9	13	15	1	17	4,254	13.23	103	32,164	1,530	2,724	35.97	64.03

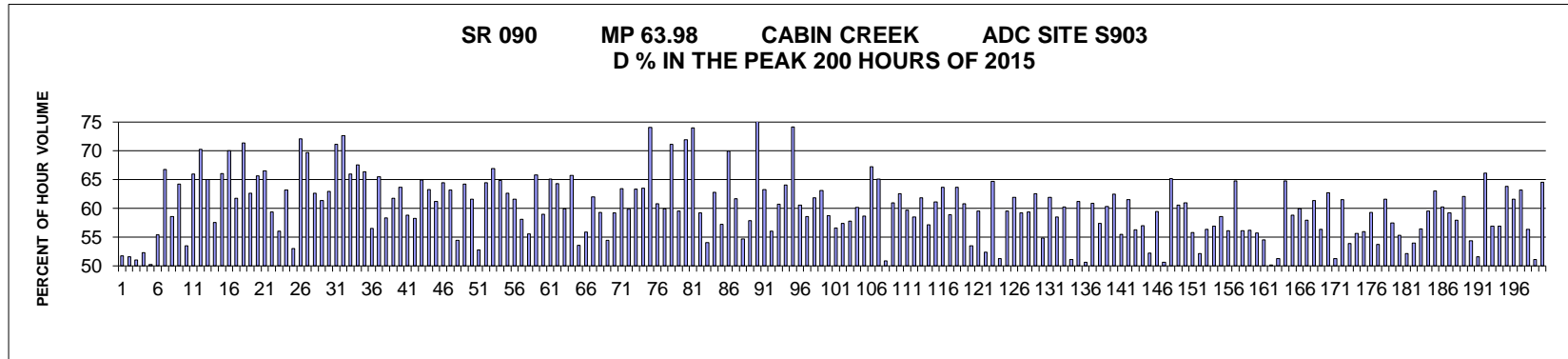
MO	DY	YR	DAY OF WK	HR	HR VOL	PERCENT OF AADT	HOUR NUMBER	AADT	EAST VOLUME	WEST VOLUME	PERCENT EAST IS OF TOTAL VOLUME	PERCENT WEST IS OF TOTAL VOLUME
12	31	15	5	14	4,253	13.22	104	32,164	2,126	2,127	49.99	50.01
6	21	15	1	17	4,252	13.22	105	32,164	1,442	2,810	33.91	66.09
8	23	15	1	19	4,248	13.21	106	32,164	1,305	2,943	30.72	69.28
6	26	15	6	14	4,246	13.20	107	32,164	2,548	1,698	60.01	39.99
8	16	15	1	18	4,246	13.20	108	32,164	1,498	2,748	35.28	64.72
9	4	15	6	14	4,243	13.19	109	32,164	2,909	1,334	68.56	31.44
12	27	15	1	13	4,243	13.19	110	32,164	2,150	2,093	50.67	49.33
5	25	15	2	12	4,239	13.18	111	32,164	1,474	2,765	34.77	65.23
5	25	15	2	15	4,231	13.15	112	32,164	1,495	2,736	35.33	64.67
8	7	15	6	18	4,230	13.15	113	32,164	2,615	1,615	61.82	38.18
5	17	15	1	16	4,229	13.15	114	32,164	1,506	2,723	35.61	64.39
6	28	15	1	15	4,227	13.14	115	32,164	1,589	2,638	37.59	62.41
6	14	15	1	18	4,226	13.14	116	32,164	1,263	2,963	29.89	70.11
7	19	15	1	12	4,215	13.10	117	32,164	1,939	2,276	46.00	54.00
11	28	15	7	14	4,213	13.10	118	32,164	1,935	2,278	45.93	54.07
6	14	15	1	17	4,206	13.08	119	32,164	1,472	2,734	35.00	65.00
8	30	15	1	16	4,206	13.08	120	32,164	1,549	2,657	36.83	63.17
7	17	15	6	17	4,204	13.07	121	32,164	2,259	1,945	53.73	46.27
7	24	15	6	17	4,204	13.07	122	32,164	2,530	1,674	60.18	39.82
6	26	15	6	16	4,198	13.05	123	32,164	2,552	1,646	60.79	39.21
6	21	15	1	18	4,193	13.04	124	32,164	1,498	2,695	35.73	64.27
7	19	15	1	18	4,193	13.04	125	32,164	1,464	2,729	34.92	65.08
7	5	15	1	16	4,191	13.03	126	32,164	1,540	2,651	36.75	63.25
11	8	15	1	15	4,191	13.03	127	32,164	1,430	2,761	34.12	65.88
7	5	15	1	17	4,187	13.02	128	32,164	1,399	2,788	33.41	66.59
8	2	15	1	14	4,187	13.02	129	32,164	1,563	2,624	37.33	62.67
12	30	15	4	15	4,186	13.01	130	32,164	1,715	2,471	40.97	59.03
5	10	15	1	15	4,184	13.01	131	32,164	1,441	2,743	34.44	65.56
12	30	15	4	16	4,184	13.01	132	32,164	1,494	2,690	35.71	64.29
11	8	15	1	17	4,181	13.00	133	32,164	1,302	2,879	31.14	68.86
6	7	15	1	17	4,179	12.99	134	32,164	1,329	2,850	31.80	68.20
10	25	15	1	15	4,174	12.98	135	32,164	1,620	2,554	38.81	61.19
6	28	15	1	17	4,170	12.96	136	32,164	1,400	2,770	33.57	66.43
12	31	15	5	16	4,168	12.96	137	32,164	1,699	2,469	40.76	59.24
11	28	15	7	15	4,165	12.95	138	32,164	1,607	2,558	38.58	61.42
6	19	15	6	15	4,164	12.95	139	32,164	2,490	1,674	59.80	40.20
7	26	15	1	12	4,161	12.94	140	32,164	1,830	2,331	43.98	56.02
5	3	15	1	16	4,160	12.93	141	32,164	1,463	2,697	35.17	64.83
9	20	15	1	15	4,155	12.92	142	32,164	1,537	2,618	36.99	63.01
9	7	15	2	16	4,154	12.92	143	32,164	1,391	2,763	33.49	66.51
6	28	15	1	16	4,142	12.88	144	32,164	1,482	2,660	35.78	64.22
8	23	15	1	16	4,134	12.85	145	32,164	1,799	2,335	43.52	56.48
9	13	15	1	15	4,127	12.83	146	32,164	1,595	2,532	38.65	61.35
5	25	15	2	13	4,125	12.82	147	32,164	1,465	2,660	35.52	64.48
7	31	15	6	17	4,124	12.82	148	32,164	2,383	1,741	57.78	42.22

MO	DY	YR	DAY OF WK	HR	HR VOL	PERCENT OF AADT	HOUR NUMBER	AADT	EAST VOLUME	WEST VOLUME	PERCENT EAST IS OF TOTAL VOLUME	PERCENT WEST IS OF TOTAL VOLUME
6	21	15	1	15	4,121	12.81	149	32,164	1,632	2,489	39.60	60.40
6	19	15	6	14	4,111	12.78	150	32,164	2,434	1,677	59.21	40.79
5	22	15	6	18	4,110	12.78	151	32,164	2,780	1,330	67.64	32.36
5	17	15	1	15	4,107	12.77	152	32,164	1,561	2,546	38.01	61.99
8	14	15	6	14	4,107	12.77	153	32,164	2,385	1,722	58.07	41.93
6	14	15	1	13	4,101	12.75	154	32,164	1,724	2,377	42.04	57.96
6	26	15	6	13	4,100	12.75	155	32,164	2,469	1,631	60.22	39.78
8	2	15	1	12	4,097	12.74	156	32,164	1,829	2,268	44.64	55.36
8	23	15	1	12	4,096	12.73	157	32,164	1,862	2,234	45.46	54.54
10	18	15	1	19	4,096	12.73	158	32,164	1,589	2,507	38.79	61.21
10	11	15	1	15	4,094	12.73	159	32,164	1,674	2,420	40.89	59.11
8	14	15	6	12	4,091	12.72	160	32,164	2,486	1,605	60.77	39.23
10	11	15	1	18	4,091	12.72	161	32,164	1,254	2,837	30.65	69.35
9	5	15	7	13	4,086	12.70	162	32,164	2,518	1,568	61.63	38.37
12	27	15	1	12	4,085	12.70	163	32,164	2,329	1,756	57.01	42.99
5	25	15	2	16	4,079	12.68	164	32,164	1,386	2,693	33.98	66.02
8	9	15	1	17	4,079	12.68	165	32,164	1,814	2,265	44.47	55.53
4	26	15	1	16	4,076	12.67	166	32,164	1,525	2,551	37.41	62.59
6	12	15	6	16	4,076	12.67	167	32,164	2,387	1,689	58.56	41.44
9	4	15	6	16	4,075	12.67	168	32,164	2,609	1,466	64.02	35.98
11	28	15	7	16	4,073	12.66	169	32,164	1,334	2,739	32.75	67.25
4	26	15	1	17	4,071	12.66	170	32,164	1,501	2,570	36.87	63.13
6	21	15	1	12	4,068	12.65	171	32,164	1,879	2,189	46.19	53.81
9	20	15	1	17	4,068	12.65	172	32,164	1,354	2,714	33.28	66.72
5	3	15	1	17	4,066	12.64	173	32,164	1,346	2,720	33.10	66.90
4	12	15	1	15	4,065	12.64	174	32,164	1,474	2,591	36.26	63.74
9	27	15	1	18	4,065	12.64	175	32,164	1,760	2,305	43.30	56.70
6	21	15	1	19	4,063	12.63	176	32,164	1,389	2,674	34.19	65.81
6	19	15	6	16	4,062	12.63	177	32,164	2,410	1,652	59.33	40.67
8	9	15	1	19	4,060	12.62	178	32,164	1,424	2,636	35.07	64.93
7	5	15	1	14	4,056	12.61	179	32,164	1,750	2,306	43.15	56.85
7	24	15	6	16	4,052	12.60	180	32,164	2,282	1,770	56.32	43.68
7	3	15	6	12	4,050	12.59	181	32,164	2,634	1,416	65.04	34.96
9	4	15	6	17	4,048	12.59	182	32,164	2,777	1,271	68.60	31.40
10	18	15	1	16	4,044	12.57	183	32,164	1,446	2,598	35.76	64.24
8	15	15	7	12	4,042	12.57	184	32,164	2,499	1,543	61.83	38.17
10	4	15	1	14	4,041	12.56	185	32,164	1,524	2,517	37.71	62.29
6	28	15	1	18	4,040	12.56	186	32,164	1,329	2,711	32.90	67.10
8	15	15	7	11	4,022	12.50	187	32,164	2,572	1,450	63.95	36.05
3	29	15	1	17	4,020	12.50	188	32,164	1,576	2,444	39.20	60.80
7	5	15	1	18	4,018	12.49	189	32,164	1,258	2,760	31.31	68.69
8	9	15	1	18	4,009	12.46	190	32,164	1,680	2,329	41.91	58.09
5	25	15	2	11	4,008	12.46	191	32,164	1,311	2,697	32.71	67.29
5	23	15	7	12	4,006	12.45	192	32,164	2,810	1,196	70.14	29.86
4	12	15	1	17	4,000	12.44	193	32,164	1,360	2,640	34.00	66.00

MO	DY	YR	DAY OF WK	HR	HR VOL	PERCENT OF AADT	HOUR NUMBER	AADT	EAST VOLUME	WEST VOLUME	PERCENT EAST IS OF TOTAL VOLUME	PERCENT WEST IS OF TOTAL VOLUME
5	17	15	1	17	3,997	12.43	194	32,164	1,499	2,498	37.50	62.50
7	10	15	6	15	3,997	12.43	195	32,164	2,150	1,847	53.79	46.21
9	7	15	2	11	3,997	12.43	196	32,164	1,517	2,480	37.95	62.05
11	29	15	1	17	3,987	12.40	197	32,164	1,566	2,421	39.28	60.72
10	4	15	1	18	3,986	12.39	198	32,164	1,237	2,749	31.03	68.97
10	25	15	1	17	3,981	12.38	199	32,164	1,327	2,654	33.33	66.67
3	29	15	1	16	3,977	12.36	200	32,164	1,647	2,330	41.41	58.59



AADT= 30180 K 30 FACTOR= 12.93 K 100 FACTOR= 11.18 K 200 FACTOR= 9.84 D 100 FACTOR= 58.76



MO	DY	YR	DAY OF WK	HR	HR VOL	PERCENT OF AADT	HOUR NUMBER	AADT	EAST VOLUME	WEST VOLUME	PERCENT EAST IS OF TOTAL VOLUME	PERCENT WEST IS OF TOTAL VOLUME
11	29	15	1	13	5,158	17.09	1	30,180	2,667	2,491	51.71	48.29
11	29	15	1	14	5,108	16.93	2	30,180	2,637	2,471	51.62	48.38
11	29	15	1	15	4,928	16.33	3	30,180	2,414	2,514	48.99	51.01
11	29	15	1	12	4,806	15.92	4	30,180	2,515	2,291	52.33	47.67
11	25	15	4	16	4,763	15.78	5	30,180	2,372	2,391	49.80	50.20
11	29	15	1	16	4,516	14.96	6	30,180	2,013	2,503	44.57	55.43
5	22	15	6	16	4,485	14.86	7	30,180	2,996	1,489	66.80	33.20
11	25	15	4	15	4,426	14.67	8	30,180	2,593	1,833	58.59	41.41
5	10	15	1	18	4,416	14.63	9	30,180	1,580	2,836	35.78	64.22
11	25	15	4	14	4,409	14.61	10	30,180	2,357	2,052	53.46	46.54
4	12	15	1	16	4,264	14.13	11	30,180	1,452	2,812	34.05	65.95
5	22	15	6	17	4,262	14.12	12	30,180	2,995	1,267	70.27	29.73
5	10	15	1	17	4,260	14.12	13	30,180	1,490	2,770	34.98	65.02

MO	DY	YR	DAY OF WK	HR	HR VOL	PERCENT OF AADT	HOUR NUMBER	AADT	EAST VOLUME	WEST VOLUME	PERCENT EAST IS OF TOTAL VOLUME	PERCENT WEST IS OF TOTAL VOLUME
11	25	15	4	17	4,201	13.92	14	30,180	2,419	1,782	57.58	42.42
5	10	15	1	16	4,136	13.70	15	30,180	1,405	2,731	33.97	66.03
5	22	15	6	19	4,048	13.41	16	30,180	2,835	1,213	70.03	29.97
5	17	15	1	15	4,020	13.32	17	30,180	1,538	2,482	38.26	61.74
5	22	15	6	20	3,996	13.24	18	30,180	2,852	1,144	71.37	28.63
5	17	15	1	16	3,983	13.20	19	30,180	1,489	2,494	37.38	62.62
4	12	15	1	15	3,977	13.18	20	30,180	1,366	2,611	34.35	65.65
5	10	15	1	15	3,956	13.11	21	30,180	1,323	2,633	33.44	66.56
3	29	15	1	17	3,955	13.10	22	30,180	1,606	2,349	40.61	59.39
11	28	15	7	14	3,949	13.08	23	30,180	1,737	2,212	43.99	56.01
5	25	15	2	14	3,933	13.03	24	30,180	1,449	2,484	36.84	63.16
11	25	15	4	13	3,921	12.99	25	30,180	2,079	1,842	53.02	46.98
5	25	15	2	11	3,915	12.97	26	30,180	1,092	2,823	27.89	72.11
5	23	15	7	12	3,908	12.95	27	30,180	2,723	1,185	69.68	30.32
5	25	15	2	15	3,906	12.94	28	30,180	1,461	2,445	37.40	62.60
4	26	15	1	17	3,905	12.94	29	30,180	1,510	2,395	38.67	61.33
4	26	15	1	16	3,902	12.93	30	30,180	1,446	2,456	37.06	62.94
5	22	15	6	12	3,900	12.92	31	30,180	2,774	1,126	71.13	28.87
5	23	15	7	11	3,899	12.92	32	30,180	2,832	1,067	72.63	27.37
5	3	15	1	17	3,887	12.88	33	30,180	1,322	2,565	34.01	65.99
4	3	15	6	17	3,875	12.84	34	30,180	2,617	1,258	67.54	32.46
5	25	15	2	17	3,850	12.76	35	30,180	1,296	2,554	33.66	66.34
11	29	15	1	17	3,850	12.76	36	30,180	1,673	2,177	43.45	56.55
5	10	15	1	19	3,846	12.74	37	30,180	1,327	2,519	34.50	65.50
3	29	15	1	16	3,835	12.71	38	30,180	1,598	2,237	41.67	58.33
5	17	15	1	17	3,826	12.68	39	30,180	1,463	2,363	38.24	61.76
5	25	15	2	16	3,823	12.67	40	30,180	1,389	2,434	36.33	63.67
5	8	15	6	17	3,821	12.66	41	30,180	2,248	1,573	58.83	41.17
5	8	15	6	16	3,816	12.64	42	30,180	2,224	1,592	58.28	41.72
5	25	15	2	12	3,812	12.63	43	30,180	1,338	2,474	35.10	64.90
4	12	15	1	14	3,800	12.59	44	30,180	1,397	2,403	36.76	63.24
11	28	15	7	15	3,794	12.57	45	30,180	1,472	2,322	38.80	61.20
4	12	15	1	17	3,778	12.52	46	30,180	1,344	2,434	35.57	64.43
5	3	15	1	16	3,770	12.49	47	30,180	1,388	2,382	36.82	63.18
5	8	15	6	15	3,750	12.43	48	30,180	2,041	1,709	54.43	45.57
5	25	15	2	13	3,746	12.41	49	30,180	1,342	2,404	35.82	64.18
4	19	15	1	17	3,734	12.37	50	30,180	1,434	2,300	38.40	61.60
11	28	15	7	13	3,732	12.37	51	30,180	1,969	1,763	52.76	47.24
5	3	15	1	15	3,726	12.35	52	30,180	1,325	2,401	35.56	64.44
4	3	15	6	18	3,710	12.29	53	30,180	2,482	1,228	66.90	33.10
5	31	15	1	15	3,692	12.23	54	30,180	1,299	2,393	35.18	64.82
4	26	15	1	15	3,690	12.23	55	30,180	1,380	2,310	37.40	62.60
5	17	15	1	14	3,687	12.22	56	30,180	1,417	2,270	38.43	61.57
5	17	15	1	18	3,683	12.20	57	30,180	1,543	2,140	41.90	58.10
5	8	15	6	14	3,679	12.19	58	30,180	2,043	1,636	55.53	44.47

MO	DY	YR	DAY OF WK	HR	HR VOL	PERCENT OF AADT	HOUR NUMBER	AADT	EAST VOLUME	WEST VOLUME	PERCENT EAST IS OF TOTAL VOLUME	PERCENT WEST IS OF TOTAL VOLUME
5	22	15	6	18	3,676	12.18	59	30,180	2,419	1,257	65.81	34.19
4	5	15	1	17	3,667	12.15	60	30,180	1,504	2,163	41.01	58.99
5	22	15	6	13	3,664	12.14	61	30,180	2,385	1,279	65.09	34.91
11	28	15	7	16	3,655	12.11	62	30,180	1,306	2,349	35.73	64.27
5	8	15	6	18	3,650	12.09	63	30,180	2,187	1,463	59.92	40.08
5	3	15	1	18	3,642	12.07	64	30,180	1,247	2,395	34.24	65.76
3	22	15	1	15	3,640	12.06	65	30,180	1,690	1,950	46.43	53.57
3	29	15	1	15	3,637	12.05	66	30,180	1,605	2,032	44.13	55.87
4	19	15	1	16	3,616	11.98	67	30,180	1,373	2,243	37.97	62.03
3	22	15	1	17	3,607	11.95	68	30,180	1,467	2,140	40.67	59.33
3	22	15	1	16	3,605	11.94	69	30,180	1,642	1,963	45.55	54.45
3	29	15	1	18	3,604	11.94	70	30,180	1,471	2,133	40.82	59.18
5	10	15	1	14	3,583	11.87	71	30,180	1,310	2,273	36.56	63.44
4	5	15	1	18	3,579	11.86	72	30,180	1,436	2,143	40.12	59.88
4	26	15	1	18	3,570	11.83	73	30,180	1,310	2,260	36.69	63.31
5	31	15	1	16	3,565	11.81	74	30,180	1,301	2,264	36.49	63.51
5	22	15	6	21	3,553	11.77	75	30,180	2,633	920	74.11	25.89
4	10	15	6	16	3,552	11.77	76	30,180	2,159	1,393	60.78	39.22
11	25	15	4	18	3,543	11.74	77	30,180	2,123	1,420	59.92	40.08
5	25	15	2	18	3,541	11.73	78	30,180	1,022	2,519	28.86	71.14
5	17	15	1	13	3,508	11.62	79	30,180	1,419	2,089	40.45	59.55
5	22	15	6	11	3,501	11.60	80	30,180	2,517	984	71.89	28.11
5	25	15	2	19	3,499	11.59	81	30,180	909	2,590	25.98	74.02
5	22	15	6	15	3,489	11.56	82	30,180	2,067	1,422	59.24	40.76
11	29	15	1	11	3,487	11.55	83	30,180	1,885	1,602	54.06	45.94
5	31	15	1	17	3,484	11.54	84	30,180	1,296	2,188	37.20	62.80
11	25	15	4	12	3,475	11.51	85	30,180	1,989	1,486	57.24	42.76
4	12	15	1	19	3,464	11.48	86	30,180	1,042	2,422	30.08	69.92
4	19	15	1	15	3,448	11.42	87	30,180	1,321	2,127	38.31	61.69
3	29	15	1	14	3,441	11.40	88	30,180	1,560	1,881	45.34	54.66
4	10	15	6	15	3,419	11.33	89	30,180	1,978	1,441	57.85	42.15
5	25	15	2	20	3,412	11.31	90	30,180	766	2,646	22.45	77.55
5	22	15	6	14	3,409	11.30	91	30,180	2,156	1,253	63.24	36.76
11	28	15	7	12	3,407	11.29	92	30,180	1,909	1,498	56.03	43.97
3	15	15	1	17	3,405	11.28	93	30,180	1,337	2,068	39.27	60.73
5	1	15	6	17	3,403	11.28	94	30,180	2,180	1,223	64.06	35.94
5	23	15	7	10	3,397	11.26	95	30,180	2,520	877	74.18	25.82
4	24	15	6	16	3,396	11.25	96	30,180	2,058	1,338	60.60	39.40
5	8	15	6	13	3,382	11.21	97	30,180	1,982	1,400	58.60	41.40
4	19	15	1	18	3,378	11.19	98	30,180	1,288	2,090	38.13	61.87
5	31	15	1	14	3,378	11.19	99	30,180	1,245	2,133	36.86	63.14
4	5	15	1	16	3,375	11.18	100	30,180	1,392	1,983	41.24	58.76
4	24	15	6	14	3,375	11.18	101	30,180	1,910	1,465	56.59	43.41
5	15	15	6	16	3,370	11.17	102	30,180	1,934	1,436	57.39	42.61
2	13	15	6	17	3,363	11.14	103	30,180	1,942	1,421	57.75	42.25

MO	DY	YR	DAY OF WK	HR	HR VOL	PERCENT OF AADT	HOUR NUMBER	AADT	EAST VOLUME	WEST VOLUME	PERCENT EAST IS OF TOTAL VOLUME	PERCENT WEST IS OF TOTAL VOLUME
3	15	15	1	16	3,359	11.13	104	30,180	1,337	2,022	39.80	60.20
4	26	15	1	14	3,357	11.12	105	30,180	1,387	1,970	41.32	58.68
5	3	15	1	19	3,351	11.10	106	30,180	1,098	2,253	32.77	67.23
5	23	15	7	13	3,346	11.09	107	30,180	2,177	1,169	65.06	34.94
3	22	15	1	14	3,338	11.06	108	30,180	1,699	1,639	50.90	49.10
4	10	15	6	17	3,336	11.05	109	30,180	2,034	1,302	60.97	39.03
4	24	15	6	17	3,333	11.04	110	30,180	2,086	1,247	62.59	37.41
5	15	15	6	17	3,332	11.04	111	30,180	1,989	1,343	59.69	40.31
3	15	15	1	15	3,330	11.03	112	30,180	1,381	1,949	41.47	58.53
5	3	15	1	14	3,325	11.02	113	30,180	1,270	2,055	38.20	61.80
5	15	15	6	18	3,313	10.98	114	30,180	1,894	1,419	57.17	42.83
5	31	15	1	18	3,307	10.96	115	30,180	1,286	2,021	38.89	61.11
5	8	15	6	12	3,292	10.91	116	30,180	2,096	1,196	63.67	36.33
4	12	15	1	13	3,291	10.90	117	30,180	1,353	1,938	41.11	58.89
5	1	15	6	18	3,284	10.88	118	30,180	2,091	1,193	63.67	36.33
4	5	15	1	19	3,275	10.85	119	30,180	1,283	1,992	39.18	60.82
5	15	15	6	15	3,275	10.85	120	30,180	1,751	1,524	53.47	46.53
4	10	15	6	14	3,269	10.83	121	30,180	1,946	1,323	59.53	40.47
5	15	15	6	14	3,266	10.82	122	30,180	1,711	1,555	52.39	47.61
4	26	15	1	19	3,263	10.81	123	30,180	1,152	2,111	35.30	64.70
12	26	15	7	14	3,261	10.81	124	30,180	1,671	1,590	51.24	48.76
11	26	15	5	11	3,259	10.80	125	30,180	1,939	1,320	59.50	40.50
5	1	15	6	16	3,258	10.80	126	30,180	2,018	1,240	61.94	38.06
5	8	15	6	19	3,258	10.80	127	30,180	1,929	1,329	59.21	40.79
11	15	15	1	15	3,241	10.74	128	30,180	1,317	1,924	40.64	59.36
4	24	15	6	18	3,222	10.68	129	30,180	2,016	1,206	62.57	37.43
11	20	15	6	17	3,220	10.67	130	30,180	1,767	1,453	54.88	45.12
5	10	15	1	13	3,215	10.65	131	30,180	1,225	1,990	38.10	61.90
5	1	15	6	15	3,212	10.64	132	30,180	1,878	1,334	58.47	41.53
5	29	15	6	17	3,207	10.63	133	30,180	1,933	1,274	60.27	39.73
11	29	15	1	19	3,205	10.62	134	30,180	1,638	1,567	51.11	48.89
3	27	15	6	17	3,198	10.60	135	30,180	1,956	1,242	61.16	38.84
3	13	15	6	18	3,195	10.59	136	30,180	1,618	1,577	50.64	49.36
5	31	15	1	13	3,188	10.56	137	30,180	1,246	1,942	39.08	60.92
4	17	15	6	16	3,185	10.55	138	30,180	1,828	1,357	57.39	42.61
2	13	15	6	18	3,183	10.55	139	30,180	1,920	1,263	60.32	39.68
12	26	15	7	12	3,183	10.55	140	30,180	1,988	1,195	62.46	37.54
3	1	15	1	16	3,177	10.53	141	30,180	1,414	1,763	44.51	55.49
3	22	15	1	18	3,176	10.52	142	30,180	1,222	1,954	38.48	61.52
4	24	15	6	15	3,173	10.51	143	30,180	1,786	1,387	56.29	43.71
12	26	15	7	13	3,173	10.51	144	30,180	1,807	1,366	56.95	43.05
3	29	15	1	13	3,169	10.50	145	30,180	1,514	1,655	47.78	52.22
4	17	15	6	17	3,167	10.49	146	30,180	1,882	1,285	59.43	40.57
2	16	15	2	16	3,157	10.46	147	30,180	1,558	1,599	49.35	50.65
5	10	15	1	20	3,155	10.45	148	30,180	1,099	2,056	34.83	65.17

MO	DY	YR	DAY OF WK	HR	HR VOL	PERCENT OF AADT	HOUR NUMBER	AADT	EAST VOLUME	WEST VOLUME	PERCENT EAST IS OF TOTAL VOLUME	PERCENT WEST IS OF TOTAL VOLUME
3	29	15	1	19	3,153	10.45	149	30,180	1,244	1,909	39.45	60.55
4	10	15	6	13	3,153	10.45	150	30,180	1,923	1,230	60.99	39.01
11	26	15	5	12	3,153	10.45	151	30,180	1,759	1,394	55.79	44.21
11	20	15	6	16	3,152	10.44	152	30,180	1,643	1,509	52.13	47.87
4	19	15	1	14	3,147	10.43	153	30,180	1,373	1,774	43.63	56.37
3	27	15	6	16	3,141	10.41	154	30,180	1,787	1,354	56.89	43.11
5	17	15	1	19	3,140	10.40	155	30,180	1,300	1,840	41.40	58.60
3	13	15	6	17	3,133	10.38	156	30,180	1,757	1,376	56.08	43.92
4	10	15	6	12	3,128	10.36	157	30,180	2,025	1,103	64.74	35.26
4	17	15	6	15	3,125	10.35	158	30,180	1,753	1,372	56.10	43.90
3	1	15	1	17	3,123	10.35	159	30,180	1,369	1,754	43.84	56.16
4	17	15	6	14	3,119	10.33	160	30,180	1,738	1,381	55.72	44.28
2	13	15	6	16	3,116	10.32	161	30,180	1,699	1,417	54.53	45.47
2	16	15	2	15	3,115	10.32	162	30,180	1,552	1,563	49.82	50.18
2	16	15	2	14	3,113	10.31	163	30,180	1,595	1,518	51.24	48.76
11	28	15	7	17	3,106	10.29	164	30,180	1,094	2,012	35.22	64.78
11	15	15	1	16	3,096	10.26	165	30,180	1,274	1,822	41.15	58.85
4	17	15	6	18	3,093	10.25	166	30,180	1,853	1,240	59.91	40.09
3	15	15	1	14	3,092	10.25	167	30,180	1,301	1,791	42.08	57.92
11	15	15	1	14	3,085	10.22	168	30,180	1,192	1,893	38.64	61.36
4	5	15	1	15	3,082	10.21	169	30,180	1,344	1,738	43.61	56.39
3	15	15	1	18	3,081	10.21	170	30,180	1,148	1,933	37.26	62.74
3	22	15	1	13	3,078	10.20	171	30,180	1,577	1,501	51.23	48.77
3	27	15	6	18	3,074	10.19	172	30,180	1,890	1,184	61.48	38.52
3	27	15	6	15	3,070	10.17	173	30,180	1,655	1,415	53.91	46.09
12	19	15	7	12	3,067	10.16	174	30,180	1,707	1,360	55.66	44.34
5	17	15	1	12	3,064	10.15	175	30,180	1,349	1,715	44.03	55.97
4	19	15	1	19	3,061	10.14	176	30,180	1,245	1,816	40.67	59.33
5	15	15	6	13	3,060	10.14	177	30,180	1,644	1,416	53.73	46.27
11	29	15	1	18	3,053	10.12	178	30,180	1,173	1,880	38.42	61.58
5	1	15	6	14	3,050	10.11	179	30,180	1,752	1,298	57.44	42.56
5	29	15	6	15	3,048	10.10	180	30,180	1,685	1,363	55.28	44.72
3	27	15	6	14	3,036	10.06	181	30,180	1,582	1,454	52.11	47.89
3	13	15	6	16	3,032	10.05	182	30,180	1,636	1,396	53.96	46.04
2	22	15	1	17	3,031	10.04	183	30,180	1,321	1,710	43.58	56.42
4	10	15	6	18	3,030	10.04	184	30,180	1,803	1,227	59.50	40.50
5	26	15	3	13	3,021	10.01	185	30,180	1,117	1,904	36.97	63.03
5	29	15	6	16	3,018	10.00	186	30,180	1,818	1,200	60.24	39.76
5	3	15	1	13	3,007	9.96	187	30,180	1,227	1,780	40.80	59.20
4	26	15	1	13	3,006	9.96	188	30,180	1,264	1,742	42.05	57.95
11	27	15	6	12	3,003	9.95	189	30,180	1,865	1,138	62.10	37.90
12	26	15	7	15	3,001	9.94	190	30,180	1,370	1,631	45.65	54.35
11	20	15	6	15	3,000	9.94	191	30,180	1,547	1,453	51.57	48.43
5	24	15	1	16	2,999	9.94	192	30,180	1,016	1,983	33.88	66.12
11	27	15	6	13	2,996	9.93	193	30,180	1,704	1,292	56.88	43.12

MO	DY	YR	DAY OF WK	HR	HR VOL	PERCENT OF AADT	HOUR NUMBER	AADT	EAST VOLUME	WEST VOLUME	PERCENT EAST IS OF TOTAL VOLUME	PERCENT WEST IS OF TOTAL VOLUME
4	12	15	1	18	2,989	9.90	194	30,180	1,289	1,700	43.12	56.88
11	22	15	1	15	2,988	9.90	195	30,180	1,080	1,908	36.14	63.86
5	31	15	1	19	2,977	9.86	196	30,180	1,144	1,833	38.43	61.57
4	3	15	6	19	2,972	9.85	197	30,180	1,878	1,094	63.19	36.81
5	24	15	1	14	2,972	9.85	198	30,180	1,298	1,674	43.67	56.33
3	13	15	6	19	2,971	9.84	199	30,180	1,518	1,453	51.09	48.91
5	26	15	3	12	2,971	9.84	200	30,180	1,053	1,918	35.44	64.56

GLOSSARY

ADC.....**Automated Data Collection**

ADT.....**Average Daily Traffic**
(An average 24-hour traffic volume at a given location for some period of time less than a year. An ADT may be measured for six months, a season, a month, a week, or as little as two days. An ADT is a valid number for only the period over which it was measured.)

AADT.....**Annual Average Daily Traffic**
(The average 24-hour traffic volume at a given location over a full 365-day year—that is, the total number of vehicles passing the site in a year divided by 365.)

PEAK HOUR.....Highest recorded volume hours for the year

K FACTOR.....The proportion of daily traffic occurring during the peak hour
(Expressed as a decimal)

K 30 FACTOR.....The proportion of daily traffic occurring during the 30th peak hour
(Expressed as decimal)

K 50 FACTOR.....The proportion of daily traffic occurring during the 50th peak hour
(Expressed as a decimal)

K 100 FACTOR.....The proportion of daily traffic occurring during the 100th peak hour
(Expressed as a decimal)

K 200 FACTOR.....The proportion of daily traffic occurring during the 200th peak hour
(Expressed as a decimal)

D FACTOR.....The proportion of peak-hour traffic traveling in the peak direction
(Expressed as a decimal)

DDHV.....Directional design hour volume